



**SCHOOL PERFORMANCE FACT SHEET  
CALENDAR YEARS 2016 & 2017**

**1 Week Acting for Film – 1 Week**

**On-time Completion Rates (Graduation Rates)**

Include data for the two calendar years prior to reporting

Calendar Year	Number of Student Who Began the Program	Students Available for Graduation	Number of On-time Graduates	On-time Completion Rates
2016	24	21	20	95%
2017	20	19	16	84%

Student’s Initials: \_\_\_\_\_ Date: \_\_\_\_\_

Initial only after you have had sufficient time to read and understand the information.

**Students Completing with 150% of Published Program Length**

Calendar Year	Number of Student Who Began the Program	Students Available for Graduation	150% Graduates	150% Completion Rates
2016			N/A	
2017			N/A	

\*Included only if program is more than one year in length

Student’s Initials: \_\_\_\_\_ Date: \_\_\_\_\_

Initial only after you have had sufficient time to read and understand the information.



**Job Placement Rates (includes data for the two calendar years prior to reporting)**

Calendar Year	Number of Students Who Began the Program	Number of Graduates	Graduates Available for Employment	Graduates Employed in the Field	Placement Rate % Employment in the Field
2016	24	20	20	2	10%
2017	19	16	2*	0	0%*

You may obtain from the institution a list of the employment positions determined to be in the field for which a student received education and training. Please contact the Compliance Office.

**Gainful Employment Categories (includes data for the two calendar years prior to reporting)**

**Part Time vs. Full -Time Employment**

Calendar Year	Graduates Employed in the Field 20 to 29 hours per week	Graduates Employed in the Field at least 30 hours per week	Total Graduates Employed in the field
2016	2	0	2
2017	0	0	0

**Single Position vs. Concurrent Aggregated Positions**

Calendar Year	Graduates Employed in the Field in a single position	Graduates Employed in the Field concurrent aggregated positions	Total Graduates Employed in the field
2016	1	0	2
2017	0	0	0



**Self-Employed/Freelance Positions**

Calendar Year	Graduates Employed who are self-employed or working freelance	Total Graduates Employed in the field
2016	1	2
2017	0	0

**Institutional Employment**

Calendar Year	Graduates Employed in the field who are Employed by the Institution, an Employer Owned by the Institution, or an Employer who shares Ownership with the institution.	Total Graduates Employed in the field
2016	0	2
2017	0	0

**Student's Initials:** \_\_\_\_\_ **Date:** \_\_\_\_\_

**Initial only after you have had sufficient time to read and understand the information.**

**This Program may result in freelance or self-employment.**

- The work available to graduates of this program is usually for freelance or self-employment.
- This type of work may not be consistent.
- The period of employment can range from one day to weeks to several months.
- Hours worked in a day or week may be more or less than the traditional 8 hours work day or 40-hour work week.
- You can expect to spend unpaid time expanding your networks, advertising, promoting your services, or honing your skills.
- Once graduates begin to work freelance or are self-employed, they will be asked to provide documentation that they are employed as such so that they may be counted as placed for our job placement records.
- Students initialing this disclosure understand that either a majority or all of this school's graduates are employed in this manner and understand what comprises this work style.

**Student's Initials:** \_\_\_\_\_ **Date:** \_\_\_\_\_

**Initial only after you have had sufficient time to read and understand the information.**



**License Examination Passage Rates** – This program does not lead to licensing examinations

**Salary and Wage Information (includes data for the two calendar years prior to reporting)**

Annual salary and wages reported for graduates employed in the field.

Calendar Year	Graduates Available for Employment	Graduates Employed in the Field	\$0 - \$5001	\$25,001 - \$30,000	\$35,001 - \$40,000	\$45,001 - \$50,000	No Salary Information Reported
2016	20	2	1				1
2017	2	0					

A list of sources used to substantiate salary disclosures is available from the school. Please contact the Compliance Office.

Student’s Initials: \_\_\_\_\_ Date: \_\_\_\_\_

Initial only after you have had sufficient time to read and understand the information.

**COST OF EDUCATIONAL PROGRAM**

Total charges for the program for students completing on-time in 2017: \$1,137. Additional charges may be incurred if the program is not completed on-time.

Student’s Initials: \_\_\_\_\_ Date: \_\_\_\_\_

Initial only after you have had sufficient time to read and understand the information.



**FEDERAL STUDENT LOAN DEBT**

Most recent three year cohort default rate, as reported by the United State Department of Education.*	The percentage of enrolled students in 2017 receiving federal student loans to pay for this program.	The average amount of federal student loan debt of 2017 graduates who took out federal student loans at this institution.	The percentage of graduates in 2017 who took out federal student loans to pay for this Education Program.
6.9%	N/A	N/A	N/A

\*The percentage of students who defaulted on their federal student loans is called the Cohort Default Rate (CDR). It shows the percentage of this school’s students who were more than 270 days (9 months) behind on their federal student loans within three years of when the first payment was due. This is the most recent CDR reported by the U.S. Department of Education.

**Student’s Initials:** \_\_\_\_\_ **Date:** \_\_\_\_\_

**Initial only after you have had sufficient time to read and understand the information.**

This fact sheet is filled with the Bureau for Private Postsecondary Education. Regardless of any information you may have relating to the completion rates, starting salaries, or license exam passage rates, this fact sheet contains the information as calculated pursuant to state law.

Any questions a student may have regarding this fact sheet that have not been satisfactorily answered by the institution may be directed to the Bureau for Private Postsecondary Education at 2535 Capitol Oaks Drive, Suite 400, Sacramento, CA 95833, [www.bppe.ca.gov](http://www.bppe.ca.gov), toll-free telephone number (888) 370-7589 or by fax (916) 263 – 1897.

\_\_\_\_\_  
Student Name – Print

\_\_\_\_\_  
Student Signature

\_\_\_\_\_  
Date

\_\_\_\_\_  
School Official

\_\_\_\_\_  
Date

## Definitions

- “Number of Students Who Began the Program” means the number of students who began a program who were scheduled to complete the program within 100% of the published program length within the reporting calendar year and excludes all students who cancelled during the cancellation period.
- “Students Available for Graduation” is the number of students who began the program minus the number of students who have died, been incarcerated, or been called to active military duty.
- “Number of On-time Graduates” is the number of students who completed the program within 100% of the published program length within the reporting calendar year.
- “On-time Completion Rate” is the number of on-time graduates divided by the number of students available for graduation.
- “150% Graduates” is the number of students who completed the program within 150% of the program length (includes on-time graduates).
- “150% Completion Rate” is the number of students who completed the program in the reported calendar year within 150% of the published program length, including on-time graduates, divided by the number of students available for graduation.
- “Graduates Available for Employment” means the number of graduates minus the number of graduates unavailable for employment.
- “Graduates Unavailable for Employment” means the graduates who, after graduation, die, become incarcerated, are called to active military duty, are international students that leave the United States or do not have a visa allowing employment in the United States, or are continuing their education in an accredited or bureau-approved postsecondary institution.
- “Graduates Employed in the Field” means graduates who beginning within six months after a student completes the applicable educational program are gainfully employed, whose employment has been reported, and for whom the institution has documented verification of employment. For occupations for which the state requires passing an examination, the six months period begins after the announcement of the examination results for the first examination available after a student completes an applicable educational program.
- “Placement Rate Employed in the Field” is calculated by dividing the number of graduates gainfully employed in the field by the number of graduates available for employment.

# NEW YORK FILM ACADEMY

COLLEGE OF VISUAL AND PERFORMING ARTS

- “Number of Graduates Taking Exam” is the number of graduates who took the first available exam in the reported calendar year.
- “First Available Exam Date” is the date for the first available exam after a student completed a program.
- “Passage Rate” is calculated by dividing the number of graduates who passed the exam by the number of graduates who took the reported licensing exam.
- “Number Who Passed First Available Exam” is the number of graduates who took and passed the first available licensing exam after completing the program.
- “Salary” is as reported by graduate or graduate’s employer.
- “No Salary Information Reported” is the number of graduates for whom, after making reasonable attempts, the school was not able to obtain salary information.



### **STUDENT'S RIGHT TO CANCEL**

The student has a right to cancel this enrollment agreement and obtain a refund. A notice of cancellation or withdrawal must be made in writing. The written request must include the following information: specific timeframes, such as the date the course started and the date of cancellation or withdrawal. Notice of Withdrawal forms are available in the Office of the Registrar. Any student who intends to cancel or withdraw must submit a signed and dated copy of the Notice of Withdrawal Form, or any other form of written notice that includes the required information to:

New York Film Academy  
3300 W. Riverside Dr.  
Burbank, CA 91505

### **REFUND INFORMATION:**

The New York Film Academy will refund 100% of the amount paid for institutional charges, less an administrative processing fee of \$100.00 if notice of cancellation is made through attendance at the first class session, or the seventh class day after enrollment, whichever is later.

Notice of cancellation or withdrawal must be made no later than \_\_\_\_\_.

After the 100% refund period described above, a student may withdraw from a course after instruction has started and receive a pro rata refund (less a non-refundable administrative processing fee of \$100.00) for the unused portion of the tuition and other refundable charges, if the student has completed 60% or less of the term's instruction.

The amount of the refund is calculated based on the student's withdrawal date. Transfer credits will be awarded with a deduction in overall tuition based on a per credit unit cost. Refunds are disbursed within 30 days of the official withdrawal from the school. The withdrawal is dated on the day that the student gave written notice to the school.





**SCHOOL PERFORMANCE FACT SHEET  
CALENDAR YEARS 2016 & 2017**

**1 Week Filmmaking – 1 Week**

**On-time Completion Rates (Graduation Rates)**  
Include data for the two calendar years prior to reporting

Calendar Year	Number of Student Who Began the Program	Students Available for Graduation	Number of On-time Graduates	On-time Completion Rates
2016	32	32	30	94%
2017	29	20	15	75%

Student’s Initials: \_\_\_\_\_ Date: \_\_\_\_\_

Initial only after you have had sufficient time to read and understand the information.

**Students Completing with 150% of Published Program Length**

Calendar Year	Number of Student Who Began the Program	Students Available for Graduation	150% Graduates	150% Completion Rates
2016	N/A			N/A
2017	N/A			N/A

\*Included only if program is more than one year in length

Student’s Initials: \_\_\_\_\_ Date: \_\_\_\_\_

Initial only after you have had sufficient time to read and understand the information.



**Job Placement Rates (includes data for the two calendar years prior to reporting)**

Calendar Year	Number of Students Who Began the Program	Number of Graduates	Graduates Available for Employment	Graduates Employed in the Field	Placement Rate % Employment in the Field
2016	32	30	30	3	10%
2017	29	15	5*	0*	0%*

You may obtain from the institution a list of the employment positions determined to be in the field for which a student received education and training. Please contact the Compliance Office.

\*No response from these students regarding their employment.


**Gainful Employment Categories (includes data for the two calendar years prior to reporting)**

**Part Time vs. Full -Time Employment**

Calendar Year	Graduates Employed in the Field 20 to 29 hours per week	Graduates Employed in the Field at least 30 hours per week	Total Graduates Employed in the field
2016	2	1	3
2017	0	0	0

**Single Position vs. Concurrent Aggregated Positions**

Calendar Year	Graduates Employed in the Field in a single position	Graduates Employed in the Field concurrent aggregated positions	Total Graduates Employed in the field
2016	2	0	3
2017	0	0	0



**Self-Employed/Freelance Positions**

Calendar Year	Graduates Employed who are self-employed or working freelance	Total Graduates Employed in the field
2016	1	3
2017	0	0

**Institutional Employment**

Calendar Year	Graduates Employed in the field who are Employed by the Institution, an Employer Owned by the Institution, or an Employer who shares Ownership with the institution.	Total Graduates Employed in the field
2016	0	3
2017	0	0

**Student's Initials:** \_\_\_\_\_ **Date:** \_\_\_\_\_

**Initial only after you have had sufficient time to read and understand the information.**

**This Program may result in freelance or self-employment.**

- The work available to graduates of this program is usually for freelance or self-employment.
- This type of work may not be consistent.
- The period of employment can range from one day to weeks to several months.
- Hours worked in a day or week may be more or less than the traditional 8 hours work day or 40-hour work week.
- You can expect to spend unpaid time expanding your networks, advertising, promoting your services, or honing your skills.
- Once graduates begin to work freelance or are self-employed, they will be asked to provide documentation that they are employed as such so that they may be counted as placed for our job placement records.
- Students initialing this disclosure understand that either a majority or all of this school's graduates are employed in this manner and understand what comprises this work style.

**Student's Initials:** \_\_\_\_\_ **Date:** \_\_\_\_\_

**Initial only after you have had sufficient time to read and understand the information.**



**License Examination Passage Rates – This program does not lead to licensing examinations**

**Salary and Wage Information (includes data for the two calendar years prior to reporting)**

Annual salary and wages reported for graduates employed in the field.

Calendar Year	Graduates Available for Employment	Graduates Employed in the Field	\$0,001 - \$5,000	\$35,001 - \$40,000	\$40,001 - \$45,000	\$45,001 - \$50,000	No Salary Information Reported
2016	30	3	1				2
2017	5	0					

A list of sources used to substantiate salary disclosures is available from the school. Please contact the Compliance Office.

Student’s Initials: \_\_\_\_\_ Date: \_\_\_\_\_

Initial only after you have had sufficient time to read and understand the information.

**COST OF EDUCATIONAL PROGRAM**

Total charges for the program for students completing on-time in 2017: \$1,680. Additional charges may be incurred if the program is not completed on-time.

Student’s Initials: \_\_\_\_\_ Date: \_\_\_\_\_

Initial only after you have had sufficient time to read and understand the information.



**FEDERAL STUDENT LOAN DEBT**

Most recent three year cohort default rate, as reported by the United State Department of Education*	The percentage of enrolled students in 2017 receiving federal student loans to pay for this program.	The average amount of federal student loan debt of 2017 graduates who took out federal student loans at this institution.	The percentage of graduates in 2017 who took out federal student loans to pay for this Education Program.
6.9%	N/A	N/A	N/A

\*The percentage of students who defaulted on their federal student loans is called the Cohort Default Rate (CDR). It shows the percentage of this school’s students who were more than 270 days (9 months) behind on their federal student loans within three years of when the first payment was due. This is the most recent CDR reported by the U.S. Department of Education.

**Student’s Initials:** \_\_\_\_\_ **Date:** \_\_\_\_\_

**Initial only after you have had sufficient time to read and understand the information.**

This fact sheet is filled with the Bureau for Private Postsecondary Education. Regardless of any information you may have relating to the completion rates, starting salaries, or license exam passage rates, this fact sheet contains the information as calculated pursuant to state law.

Any questions a student may have regarding this fact sheet that have not been satisfactorily answered by the institution may be directed to the Bureau for Private Postsecondary Education at 2535 Capitol Oaks Drive, Suite 400, Sacramento, CA 95833, [www.bppe.ca.gov](http://www.bppe.ca.gov), toll-free telephone number (888) 370-7589 or by fax (916) 263 – 1897.

\_\_\_\_\_  
Student Name – Print

\_\_\_\_\_  
Student Signature

\_\_\_\_\_  
Date

\_\_\_\_\_  
School Official

\_\_\_\_\_  
Date

## Definitions

- “Number of Students Who Began the Program” means the number of students who began a program who were scheduled to complete the program within 100% of the published program length within the reporting calendar year and excludes all students who cancelled during the cancellation period.
- “Students Available for Graduation” is the number of students who began the program minus the number of students who have died, been incarcerated, or been called to active military duty.
- “Number of On-time Graduates” is the number of students who completed the program within 100% of the published program length within the reporting calendar year.
- “On-time Completion Rate” is the number of on-time graduates divided by the number of students available for graduation.
- “150% Graduates” is the number of students who completed the program within 150% of the program length (includes on-time graduates).
- “150% Completion Rate” is the number of students who completed the program in the reported calendar year within 150% of the published program length, including on-time graduates, divided by the number of students available for graduation.
- “Graduates Available for Employment” means the number of graduates minus the number of graduates unavailable for employment.
- “Graduates Unavailable for Employment” means the graduates who, after graduation, die, become incarcerated, are called to active military duty, are international students that leave the United States or do not have a visa allowing employment in the United States, or are continuing their education in an accredited or bureau-approved postsecondary institution.
- “Graduates Employed in the Field” means graduates who beginning within six months after a student completes the applicable educational program are gainfully employed, whose employment has been reported, and for whom the institution has documented verification of employment. For occupations for which the state requires passing an examination, the six months period begins after the announcement of the examination results for the first examination available after a student completes an applicable educational program.
- “Placement Rate Employed in the Field” is calculated by dividing the number of graduates gainfully employed in the field by the number of graduates available for employment.

# NEW YORK FILM ACADEMY

COLLEGE OF VISUAL AND PERFORMING ARTS

- “Number of Graduates Taking Exam” is the number of graduates who took the first available exam in the reported calendar year.
- “First Available Exam Date” is the date for the first available exam after a student completed a program.
- “Passage Rate” is calculated by dividing the number of graduates who passed the exam by the number of graduates who took the reported licensing exam.
- “Number Who Passed First Available Exam” is the number of graduates who took and passed the first available licensing exam after completing the program.
- “Salary” is as reported by graduate or graduate’s employer.
- “No Salary Information Reported” is the number of graduates for whom, after making reasonable attempts, the school was not able to obtain salary information.



### **STUDENT'S RIGHT TO CANCEL**

The student has a right to cancel this enrollment agreement and obtain a refund. A notice of cancellation or withdrawal must be made in writing. The written request must include the following information: specific timeframes, such as the date the course started and the date of cancellation or withdrawal. Notice of Withdrawal forms are available in the Office of the Registrar. Any student who intends to cancel or withdraw must submit a signed and dated copy of the Notice of Withdrawal Form, or any other form of written notice that includes the required information to:

New York Film Academy  
3300 W. Riverside Dr.  
Burbank, CA 91505

### **REFUND INFORMATION:**

The New York Film Academy will refund 100% of the amount paid for institutional charges, less an administrative processing fee of \$100.00 if notice of cancellation is made through attendance at the first class session, or the seventh class day after enrollment, whichever is later.

Notice of cancellation or withdrawal must be made no later than \_\_\_\_\_.

After the 100% refund period described above, a student may withdraw from a course after instruction has started and receive a pro rata refund (less a non-refundable administrative processing fee of \$100.00) for the unused portion of the tuition and other refundable charges, if the student has completed 60% or less of the term's instruction.

The amount of the refund is calculated based on the student's withdrawal date. Transfer credits will be awarded with a deduction in overall tuition based on a per credit unit cost. Refunds are disbursed within 30 days of the official withdrawal from the school. The withdrawal is dated on the day that the student gave written notice to the school.





**SCHOOL PERFORMANCE FACT SHEET  
CALENDAR YEARS 2016 & 2017**

**4 Week Acting for Film – Program Length**

**On-time Completion Rates (Graduation Rates)**

Include data for the two calendar years prior to reporting

Calendar Year	Number of Student Who Began the Program	Students Available for Graduation	Number of On-time Graduates	On-time Completion Rates
2016	44	44	41	93%
2017	66	65	60	92%

Student’s Initials: \_\_\_\_\_ Date: \_\_\_\_\_

Initial only after you have had sufficient time to read and understand the information.

**Students Completing with 150% of Published Program Length**

Calendar Year	Number of Student Who Began the Program	Students Available for Graduation	150% Graduates	150% Completion Rates
2016			N/A	
2017			N/A	

\*Included only if program is more than one year in length

Student’s Initials: \_\_\_\_\_ Date: \_\_\_\_\_

Initial only after you have had sufficient time to read and understand the information.



**Job Placement Rates (includes data for the two calendar years prior to reporting)**

Calendar Year	Number of Students Who Began the Program	Number of Graduates	Graduates Available for Employment	Graduates Employed in the Field	Placement Rate % Employment in the Field
2016	44	41	41	1	2%
2017	66	60	15	0	0%

You may obtain from the institution a list of the employment positions determined to be in the field for which a student received education and training. Please contact the Compliance Office.

**Gainful Employment Categories (includes data for the two calendar years prior to reporting)**

**Part Time vs. Full -Time Employment**

Calendar Year	Graduates Employed in the Field 20 to 29 hours per week	Graduates Employed in the Field at least 30 hours per week	Total Graduates Employed in the field
2016	1	0	1
2017	0	0	0

**Single Position vs. Concurrent Aggregated Positions**

Calendar Year	Graduates Employed in the Field in a single position	Graduates Employed in the Field concurrent aggregated positions	Total Graduates Employed in the field
2016	0	0	1
2017	0	0	0



**Self-Employed/Freelance Positions**

Calendar Year	Graduates Employed who are self-employed or working freelance	Total Graduates Employed in the field
2016	1	1
2017	0	0

**Institutional Employment**

Calendar Year	Graduates Employed in the field who are Employed by the Institution, an Employer Owned by the Institution, or an Employer who shares Ownership with the institution.	Total Graduates Employed in the field
2016	0	1
2017	0	0

**Student's Initials:** \_\_\_\_\_ **Date:** \_\_\_\_\_

**Initial only after you have had sufficient time to read and understand the information.**

**This Program may result in freelance or self-employment.**

- The work available to graduates of this program is usually for freelance or self-employment.
- This type of work may not be consistent.
- The period of employment can range from one day to weeks to several months.
- Hours worked in a day or week may be more or less than the traditional 8 hours work day or 40-hour work week.
- You can expect to spend unpaid time expanding your networks, advertising, promoting your services, or honing your skills.
- Once graduates being to work freelance or are self-employed, they will be asked to provide documentation that they are employed as such so that they may be counted as placed for our job placement records.
- Students initialing this disclosure understand that either a majority or all of this school's graduates are employed in this manner and understand what comprises this work style.

**Student's Initials:** \_\_\_\_\_ **Date:** \_\_\_\_\_

**Initial only after you have had sufficient time to read and understand the information.**



**License Examination Passage Rates – This program does not lead to licensing examinations**

**Salary and Wage Information (includes data for the two calendar years prior to reporting)**

Annual salary and wages reported for graduates employed in the field.

Calendar Year	Graduates Available for Employment	Graduates Employed in the Field	\$0 - \$5000	\$25,001 - \$30,000	\$40,001 - \$45,000	\$45,001 - \$50,000	No Salary Information Reported
2016	2	1	1				
2017	15	0					

A list of sources used to substantiate salary disclosures is available from the school. Please contact the Compliance Office.

Student’s Initials: \_\_\_\_\_ Date: \_\_\_\_\_

Initial only after you have had sufficient time to read and understand the information.

**COST OF EDUCATIONAL PROGRAM**

Total charges for the program for students completing on-time in 2017: \$3,800. Additional charges may be incurred if the program is not completed on-time.

Student’s Initials: \_\_\_\_\_ Date: \_\_\_\_\_

Initial only after you have had sufficient time to read and understand the information.



**FEDERAL STUDENT LOAN DEBT**

Most recent three year cohort default rate, as reported by the United States Department of Education.*	The percentage of enrolled students in 2017 receiving federal student loans to pay for this program.	The average amount of federal student loan debt of 2017 graduates who took out federal student loans at this institution.	The percentage of graduates in 2017 who took out federal student loans to pay for this Education Program.
6.9%	N/A	N/A	N/A

\*The percentage of students who defaulted on their federal student loans is called the Cohort Default Rate (CDR). It shows the percentage of this school’s students who were more than 270 days (9 months) behind on their federal student loans within three years of when the first payment was due. This is the most recent CDR reported by the U.S. Department of Education.

**Student’s Initials:** \_\_\_\_\_ **Date:** \_\_\_\_\_

**Initial only after you have had sufficient time to read and understand the information.**

This fact sheet is filled with the Bureau for Private Postsecondary Education. Regardless of any information you may have relating to the completion rates, starting salaries, or license exam passage rates, this fact sheet contains the information as calculated pursuant to state law.

Any questions a student may have regarding this fact sheet that have not been satisfactorily answered by the institution may be directed to the Bureau for Private Postsecondary Education a 2535 Capitol Oaks Drive, Suite 400, Sacramento, CA 95833, [www.bppe.ca.gov](http://www.bppe.ca.gov), toll-free telephone number (888) 370-7589 or by fax (916) 263 – 1897.

\_\_\_\_\_  
Student Name – Print

\_\_\_\_\_  
Student Signature

\_\_\_\_\_  
Date

\_\_\_\_\_  
School Official

\_\_\_\_\_  
Date

## Definitions

- “Number of Students Who Began the Program” means the number of students who began a program who were scheduled to complete the program within 100% of the published program length within the reporting calendar year and excludes all students who cancelled during the cancellation period.
- “Students Available for Graduation” is the number of students who began the program minus the number of students who have died, been incarcerated, or been called to active military duty.
- “Number of On-time Graduates” is the number of students who completed the program within 100% of the published program length within the reporting calendar year.
- “On-time Completion Rate” is the number of on-time graduates divided by the number of students available for graduation.
- “150% Graduates” is the number of students who completed the program within 150% of the program length (includes on-time graduates).
- “150% Completion Rate” is the number of students who completed the program in the reported calendar year within 150% of the published program length, including on-time graduates, divided by the number of students available for graduation.
- “Graduates Available for Employment” means the number of graduates minus the number of graduates unavailable for employment.
- “Graduates Unavailable for Employment” means the graduates who, after graduation, die, become incarcerated, are called to active military duty, are international students that leave the United States or do not have a visa allowing employment in the United States, or are continuing their education in an accredited or bureau-approved postsecondary institution.
- “Graduates Employed in the Field” means graduates who beginning within six months after a student completes the applicable educational program are gainfully employed, whose employment has been reported, and for whom the institution has documented verification of employment. For occupations for which the state requires passing an examination, the six months period begins after the announcement of the examination results for the first examination available after a student completes an applicable educational program.
- “Placement Rate Employed in the Field” is calculated by dividing the number of graduates gainfully employed in the field by the number of graduates available for employment.

# NEW YORK FILM ACADEMY

COLLEGE OF VISUAL AND PERFORMING ARTS

- “Number of Graduates Taking Exam” is the number of graduates who took the first available exam in the reported calendar year.
- “First Available Exam Date” is the date for the first available exam after a student completed a program.
- “Passage Rate” is calculated by dividing the number of graduates who passed the exam by the number of graduates who took the reported licensing exam.
- “Number Who Passed First Available Exam” is the number of graduates who took and passed the first available licensing exam after completing the program.
- “Salary” is as reported by graduate or graduate’s employer.
- “No Salary Information Reported” is the number of graduates for whom, after making reasonable attempts, the school was not able to obtain salary information.



### **STUDENT'S RIGHT TO CANCEL**

The student has a right to cancel this enrollment agreement and obtain a refund. A notice of cancellation or withdrawal must be made in writing. The written request must include the following information: specific timeframes, such as the date the course started and the date of cancellation or withdrawal. Notice of Withdrawal forms are available in the Office of the Registrar. Any student who intends to cancel or withdraw must submit a signed and dated copy of the Notice of Withdrawal Form, or any other form of written notice that includes the required information to:

New York Film Academy  
3300 W. Riverside Dr.  
Burbank, CA 91505

### **REFUND INFORMATION:**

The New York Film Academy will refund 100% of the amount paid for institutional charges, less an administrative processing fee of \$100.00 if notice of cancellation is made through attendance at the first class session, or the seventh class day after enrollment, whichever is later.

Notice of cancellation or withdrawal must be made no later than \_\_\_\_\_.

After the 100% refund period described above, a student may withdraw from a course after instruction has started and receive a pro rata refund (less a non-refundable administrative processing fee of \$100.00) for the unused portion of the tuition and other refundable charges, if the student has completed 60% or less of the term's instruction.

The amount of the refund is calculated based on the student's withdrawal date. Transfer credits will be awarded with a deduction in overall tuition based on a per credit unit cost. Refunds are disbursed within 30 days of the official withdrawal from the school. The withdrawal is dated on the day that the student gave written notice to the school.





**SCHOOL PERFORMANCE FACT SHEET  
CALENDAR YEARS 2016 & 2017**

**4 Week Animation – 4 Weeks**

**On-time Completion Rates (Graduation Rates)**

**Include data for the two calendar years prior to reporting**

This program is new. Therefore, the number of students who graduate, the number of students who are placed, or the starting salary you can earn after finishing the educational program are unknown at this time. Information regarding general salary and placement statistics may be available from government sources or from the institution, but it is not equivalent to actual performance data. This information will be available once a cohort of students enrolled in the program.

**Student’s Initials:\_\_\_\_\_ Date:\_\_\_\_\_**

**Initial only after you have had sufficient time to read and understand the information.**

**Job Placement Rates (includes data for the two calendar years prior to reporting)**

This program is new. Therefore, the number of students who graduate, the number of students who are placed, or the starting salary you can earn after finishing the educational program are unknown at this time. Information regarding general salary and placement statistics may be available from government sources or from the institution, but it is not equivalent to actual performance data. This information will be available once a cohort of students enrolled in the program.

**Gainful Employment Categories (includes data for the two calendar years prior to reporting)**

This program is new. Therefore, the number of students who graduate, the number of students who are placed, or the starting salary you can earn after finishing the educational program are unknown at this time. Information regarding general salary and placement statistics may be available from government sources or from the institution, but it is not equivalent to actual performance data. This information will be available once a cohort of students enrolled in the program.

# NEW YORK FILM ACADEMY

COLLEGE OF VISUAL AND PERFORMING ARTS

Student's Initials: \_\_\_\_\_ Date: \_\_\_\_\_

Initial only after you have had sufficient time to read and understand the information.

## This Program may result in freelance or self-employment.

- The work available to graduates of this program is usually for freelance or self-employment.
- This type of work may not be consistent.
- The period of employment can range from one day to weeks to several months.
- Hours worked in a day or week may be more or less than the traditional 8 hours work day or 40-hour work week.
- You can expect to spend unpaid time expanding your networks, advertising, promoting your services, or honing your skills.
- Once graduates begin to work freelance or are self-employed, they will be asked to provide documentation that they are employed as such so that they may be counted as placed for our job placement records.
- Students initialing this disclosure understand that either a majority or all of this school's graduates are employed in this manner and understand what comprises this work style.

Student's Initials: \_\_\_\_\_ Date: \_\_\_\_\_

Initial only after you have had sufficient time to read and understand the information.

## License Examination Passage Rates – This program does not lead to licensing examinations

## Salary and Wage Information (includes data for the two calendar years prior to reporting)

This program is new. Therefore, the number of students who graduate, the number of students who are placed, or the starting salary you can earn after finishing the educational program are unknown at this time. Information regarding general salary and placement statistics may be available from government sources or from the institution, but it is not equivalent to actual performance data. This information will be available once a cohort of students enrolled in the program.

Student's Initials: \_\_\_\_\_ Date: \_\_\_\_\_

Initial only after you have had sufficient time to read and understand the information.



**COST OF EDUCATIONAL PROGRAM**

Total charges for the program for students completing on-time in 2017: \$4,726. Additional charges may be incurred if the program is not completed on-time.

**Student's Initials:** \_\_\_\_\_ **Date:** \_\_\_\_\_

**Initial only after you have had sufficient time to read and understand the information.**

**FEDERAL STUDENT LOAN DEBT**

Most recent three year cohort default rate, as reported by the United States Department of Education.*	The percentage of enrolled students in 2017 receiving federal student loans to pay for this program.	The average amount of federal student loan debt of 2017 graduates who took out federal student loans at this institution.	The percentage of graduates in 2017 who took out federal student loans to pay for this Education Program.
6.9%	N/A	N/A	N/A

\*The percentage of students who defaulted on their federal student loans is called the Cohort Default Rate (CDR). It shows the percentage of this school's students who were more than 270 days (9 months) behind on their federal student loans within three years of when the first payment was due. This is the most recent CDR reported by the U.S. Department of Education.

**Student's Initials:** \_\_\_\_\_ **Date:** \_\_\_\_\_

**Initial only after you have had sufficient time to read and understand the information.**

This fact sheet is filled with the Bureau for Private Postsecondary Education. Regardless of any information you may have relating to the completion rates, starting salaries, or license exam passage rates, this fact sheet contains the information as calculated pursuant to state law.

Any questions a student may have regarding this fact sheet that have not been satisfactorily answered by the institution may be directed to the Bureau for Private Postsecondary Education at 2535 Capitol Oaks Drive, Suite 400, Sacramento, CA 95833, [www.bppe.ca.gov](http://www.bppe.ca.gov), toll-free telephone number (888) 370-7589 or by fax (916) 263 – 1897.



---

Student Name – Print

---

Student Signature

---

School Official

---

Date

---

Date

## Definitions

- “Number of Students Who Began the Program” means the number of students who began a program who were scheduled to complete the program within 100% of the published program length within the reporting calendar year and excludes all students who cancelled during the cancellation period.
- “Students Available for Graduation” is the number of students who began the program minus the number of students who have died, been incarcerated, or been called to active military duty.
- “Number of On-time Graduates” is the number of students who completed the program within 100% of the published program length within the reporting calendar year.
- “On-time Completion Rate” is the number of on-time graduates divided by the number of students available for graduation.
- “150% Graduates” is the number of students who completed the program within 150% of the program length (includes on-time graduates).
- “150% Completion Rate” is the number of students who completed the program in the reported calendar year within 150% of the published program length, including on-time graduates, divided by the number of students available for graduation.
- “Graduates Available for Employment” means the number of graduates minus the number of graduates unavailable for employment.
- “Graduates Unavailable for Employment” means the graduates who, after graduation, die, become incarcerated, are called to active military duty, are international students that leave the United States or do not have a visa allowing employment in the United States, or are continuing their education in an accredited or bureau-approved postsecondary institution.
- “Graduates Employed in the Field” means graduates who beginning within six months after a student completes the applicable educational program are gainfully employed, whose employment has been reported, and for whom the institution has documented verification of employment. For occupations for which the state requires passing an examination, the six months period begins after the announcement of the examination results for the first examination available after a student completes an applicable educational program.
- “Placement Rate Employed in the Field” is calculated by dividing the number of graduates gainfully employed in the field by the number of graduates available for employment.

# NEW YORK FILM ACADEMY

COLLEGE OF VISUAL AND PERFORMING ARTS

- “Number of Graduates Taking Exam” is the number of graduates who took the first available exam in the reported calendar year.
- “First Available Exam Date” is the date for the first available exam after a student completed a program.
- “Passage Rate” is calculated by dividing the number of graduates who passed the exam by the number of graduates who took the reported licensing exam.
- “Number Who Passed First Available Exam” is the number of graduates who took and passed the first available licensing exam after completing the program.
- “Salary” is as reported by graduate or graduate’s employer.
- “No Salary Information Reported” is the number of graduates for whom, after making reasonable attempts, the school was not able to obtain salary information.



### **STUDENT'S RIGHT TO CANCEL**

The student has a right to cancel this enrollment agreement and obtain a refund. A notice of cancellation or withdrawal must be made in writing. The written request must include the following information: specific timeframes, such as the date the course started and the date of cancellation or withdrawal. Notice of Withdrawal forms are available in the Office of the Registrar. Any student who intends to cancel or withdraw must submit a signed and dated copy of the Notice of Withdrawal Form, or any other form of written notice that includes the required information to:

New York Film Academy  
3300 W. Riverside Dr.  
Burbank, CA 91505

### **REFUND INFORMATION:**

The New York Film Academy will refund 100% of the amount paid for institutional charges, less an administrative processing fee of \$100.00 if notice of cancellation is made through attendance at the first class session, or the seventh class day after enrollment, whichever is later.

Notice of cancellation or withdrawal must be made no later than \_\_\_\_\_.

After the 100% refund period described above, a student may withdraw from a course after instruction has started and receive a pro rata refund (less a non-refundable administrative processing fee of \$100.00) for the unused portion of the tuition and other refundable charges, if the student has completed 60% or less of the term's instruction.

The amount of the refund is calculated based on the student's withdrawal date. Transfer credits will be awarded with a deduction in overall tuition based on a per credit unit cost. Refunds are disbursed within 30 days of the official withdrawal from the school. The withdrawal is dated on the day that the student gave written notice to the school.



**SCHOOL PERFORMANCE FACT SHEET  
CALENDAR YEARS 2016 & 2017**

**4 Week Digital Editing – 4 Weeks**

**On-time Completion Rates (Graduation Rates)**

Include data for the two calendar years prior to reporting

Calendar Year	Number of Student Who Began the Program	Students Available for Graduation	Number of On-time Graduates	On-time Completion Rates
2016	21	20	20	100%
2017	26	26	23	89%

Student’s Initials: \_\_\_\_\_ Date: \_\_\_\_\_

Initial only after you have had sufficient time to read and understand the information.

**Students Completing with 150% of Published Program Length**

Calendar Year	Number of Student Who Began the Program	Students Available for Graduation	150% Graduates	150% Completion Rates
2016	n/a			n/a
2017	n/a			n/a

\*Included only if program is more than one year in length

Student’s Initials: \_\_\_\_\_ Date: \_\_\_\_\_

Initial only after you have had sufficient time to read and understand the information.





**Job Placement Rates (includes data for the two calendar years prior to reporting)**

Calendar Year	Number of Students Who Began the Program	Number of Graduates	Graduates Available for Employment	Graduates Employed in the Field	Placement Rate % Employment in the Field
2016	21	20	10	2	20%
2017	26	23	13	2	13%

You may obtain from the institution a list of the employment positions determined to be in the field for which a student received education and training. Please contact the Compliance Office.

**Gainful Employment Categories (includes data for the two calendar years prior to reporting)**

**Part Time vs. Full -Time Employment**

Calendar Year	Graduates Employed in the Field 20 to 29 hours per week	Graduates Employed in the Field at least 30 hours per week	Total Graduates Employed in the field
2016	1	1	2
2017	0	2	2

**Single Position vs. Concurrent Aggregated Positions**

Calendar Year	Graduates Employed in the Field in a single position	Graduates Employed in the Field concurrent aggregated positions	Total Graduates Employed in the field
2016	1	1	2
2017	1	1	2



**Self-Employed/Freelance Positions**

Calendar Year	Graduates Employed who are self-employed or working freelance	Total Graduates Employed in the field
2016	1	2
2017	1	2

**Institutional Employment**

Calendar Year	Graduates Employed in the field who are Employed by the Institution, an Employer Owned by the Institution, or an Employer who shares Ownership with the institution.	Total Graduates Employed in the field
2016	1	2
2017	0	2

**Student's Initials:** \_\_\_\_\_ **Date:** \_\_\_\_\_

**Initial only after you have had sufficient time to read and understand the information.**

**This Program may result in freelance or self-employment.**

- The work available to graduates of this program is usually for freelance or self-employment.
- This type of work may not be consistent.
- The period of employment can range from one day to weeks to several months.
- Hours worked in a day or week may be more or less than the traditional 8 hours work day or 40-hour work week.
- You can expect to spend unpaid time expanding your networks, advertising, promoting your services, or honing your skills.
- Once graduates being to work freelance or are self-employed, they will be asked to provide documentation that they are employed as such so that they may be counted as placed for our job placement records.
- Students initialing this disclosure understand that either a majority or all of this school's graduates are employed in this manner and understand what comprises this work style.

**Student's Initials:** \_\_\_\_\_ **Date:** \_\_\_\_\_

**Initial only after you have had sufficient time to read and understand the information.**



**License Examination Passage Rates – This program does not lead to licensing examinations**

**Salary and Wage Information (includes data for the two calendar years prior to reporting)**

Annual salary and wages reported for graduates employed in the field.

Calendar Year	Graduates Available for Employment	Graduates Employed in the Field	\$20,001 - \$25,000	\$25,001 - \$30,000	\$40,001 - \$45,000	\$45,001 - \$50,000	No Salary Information Reported
2016	10	2					2
2017	13	2					2

A list of sources used to substantiate salary disclosures is available from the school. Please contact the Compliance Office.

Student’s Initials: \_\_\_\_\_ Date: \_\_\_\_\_

Initial only after you have had sufficient time to read and understand the information.

**COST OF EDUCATIONAL PROGRAM**

Total charges for the program for students completing on-time in 2017: \$3,774. Additional charges may be incurred if the program is not completed on-time.

Student’s Initials: \_\_\_\_\_ Date: \_\_\_\_\_

Initial only after you have had sufficient time to read and understand the information.



**FEDERAL STUDENT LOAN DEBT**

Most recent three year cohort default rate, as reported by the United States Department of Education.*	The percentage of enrolled students in 2017 receiving federal student loans to pay for this program.	The percentage of enrolled students in 2017 receiving federal student loans to pay for this program.	The percentage of graduates in 2017 who took out federal student loans to pay for this Education Program.
6.9%	N/A	N/A	N/A

\*The percentage of students who defaulted on their federal student loans is called the Cohort Default Rate (CDR). It shows the percentage of this school’s students who were more than 270 days (9 months) behind on their federal student loans within three years of when the first payment was due. This is the most recent CDR reported by the U.S. Department of Education.

**Student’s Initials:** \_\_\_\_\_ **Date:** \_\_\_\_\_

**Initial only after you have had sufficient time to read and understand the information.**

This fact sheet is filled with the Bureau for Private Postsecondary Education. Regardless of any information you may have relating to the completion rates, starting salaries, or license exam passage rates, this fact sheet contains the information as calculated pursuant to state law.

Any questions a student may have regarding this fact sheet that have not been satisfactorily answered by the institution may be directed to the Bureau for Private Postsecondary Education at 2535 Capitol Oaks Drive, Suite 400, Sacramento, CA 95833, [www.bppe.ca.gov](http://www.bppe.ca.gov), toll-free telephone number (888) 370-7589 or by fax (916) 263 – 1897.

\_\_\_\_\_  
Student Name – Print

\_\_\_\_\_  
Student Signature

\_\_\_\_\_  
Date

\_\_\_\_\_  
School Official

\_\_\_\_\_  
Date

## Definitions

- “Number of Students Who Began the Program” means the number of students who began a program who were scheduled to complete the program within 100% of the published program length within the reporting calendar year and excludes all students who cancelled during the cancellation period.
- “Students Available for Graduation” is the number of students who began the program minus the number of students who have died, been incarcerated, or been called to active military duty.
- “Number of On-time Graduates” is the number of students who completed the program within 100% of the published program length within the reporting calendar year.
- “On-time Completion Rate” is the number of on-time graduates divided by the number of students available for graduation.
- “150% Graduates” is the number of students who completed the program within 150% of the program length (includes on-time graduates).
- “150% Completion Rate” is the number of students who completed the program in the reported calendar year within 150% of the published program length, including on-time graduates, divided by the number of students available for graduation.
- “Graduates Available for Employment” means the number of graduates minus the number of graduates unavailable for employment.
- “Graduates Unavailable for Employment” means the graduates who, after graduation, die, become incarcerated, are called to active military duty, are international students that leave the United States or do not have a visa allowing employment in the United States, or are continuing their education in an accredited or bureau-approved postsecondary institution.
- “Graduates Employed in the Field” means graduates who beginning within six months after a student completes the applicable educational program are gainfully employed, whose employment has been reported, and for whom the institution has documented verification of employment. For occupations for which the state requires passing an examination, the six months period begins after the announcement of the examination results for the first examination available after a student completes an applicable educational program.
- “Placement Rate Employed in the Field” is calculated by dividing the number of graduates gainfully employed in the field by the number of graduates available for employment.

# NEW YORK FILM ACADEMY

COLLEGE OF VISUAL AND PERFORMING ARTS

- “Number of Graduates Taking Exam” is the number of graduates who took the first available exam in the reported calendar year.
- “First Available Exam Date” is the date for the first available exam after a student completed a program.
- “Passage Rate” is calculated by dividing the number of graduates who passed the exam by the number of graduates who took the reported licensing exam.
- “Number Who Passed First Available Exam” is the number of graduates who took and passed the first available licensing exam after completing the program.
- “Salary” is as reported by graduate or graduate’s employer.
- “No Salary Information Reported” is the number of graduates for whom, after making reasonable attempts, the school was not able to obtain salary information.



### **STUDENT'S RIGHT TO CANCEL**

The student has a right to cancel this enrollment agreement and obtain a refund. A notice of cancellation or withdrawal must be made in writing. The written request must include the following information: specific timeframes, such as the date the course started and the date of cancellation or withdrawal. Notice of Withdrawal forms are available in the Office of the Registrar. Any student who intends to cancel or withdraw must submit a signed and dated copy of the Notice of Withdrawal Form, or any other form of written notice that includes the required information to:

New York Film Academy  
3300 W. Riverside Dr.  
Burbank, CA 91505

### **REFUND INFORMATION:**

The New York Film Academy will refund 100% of the amount paid for institutional charges, less an administrative processing fee of \$100.00 if notice of cancellation is made through attendance at the first class session, or the seventh class day after enrollment, whichever is later.

Notice of cancellation or withdrawal must be made no later than \_\_\_\_\_.

After the 100% refund period described above, a student may withdraw from a course after instruction has started and receive a pro rata refund (less a non-refundable administrative processing fee of \$100.00) for the unused portion of the tuition and other refundable charges, if the student has completed 60% or less of the term's instruction.

The amount of the refund is calculated based on the student's withdrawal date. Transfer credits will be awarded with a deduction in overall tuition based on a per credit unit cost. Refunds are disbursed within 30 days of the official withdrawal from the school. The withdrawal is dated on the day that the student gave written notice to the school.



**SCHOOL PERFORMANCE FACT SHEET**  
**CALENDAR YEARS 2016 & 2017**  
**4 Week Filmmaking – 4 Week**

**On-time Completion Rates (Graduation Rates)**

Include data for the two calendar years prior to reporting

Calendar Year	Number of Student Who Began the Program	Students Available for Graduation	Number of On-time Graduates	On-time Completion Rates
2016	82	81	79	97%
2017	64	60	50	83%

Student’s Initials: \_\_\_\_\_ Date: \_\_\_\_\_

Initial only after you have had sufficient time to read and understand the information.

**Students Completing with 150% of Published Program Length**

Calendar Year	Number of Student Who Began the Program	Students Available for Graduation	150% Graduates	150% Completion Rates
2016	n/a			n/a
2017	n/a			n/a

\*Included only if program is more than one year in length

Student’s Initials: \_\_\_\_\_ Date: \_\_\_\_\_

Initial only after you have had sufficient time to read and understand the information.



# NEW YORK FILM ACADEMY

COLLEGE OF VISUAL AND PERFORMING ARTS

## **Job Placement Rates (includes data for the two calendar years prior to reporting)**

Calendar Year	Number of Students Who Began the Program	Number of Graduates	Graduates Available for Employment	Graduates Employed in the Field	Placement Rate % Employment in the Field
2016	82	79	18	4	22%
2017	64	50	10	1	6%

You may obtain from the institution a list of the employment positions determined to be in the field for which a student received education and training. Please contact the Compliance Office.

## **Gainful Employment Categories (includes data for the two calendar years prior to reporting)**

### **Part Time vs. Full -Time Employment**

Calendar Year	Graduates Employed in the Field 20 to 29 hours per week	Graduates Employed in the Field at least 30 hours per week	Total Graduates Employed in the field
2016	0	4	4
2017	0	0	1

### **Single Position vs. Concurrent Aggregated Positions**

Calendar Year	Graduates Employed in the Field in a single position	Graduates Employed in the Field concurrent aggregated positions	Total Graduates Employed in the field
2016	2	2	4
2017	0	0	1



**Self-Employed/Freelance Positions**

Calendar Year	Graduates Employed who are self-employed or working freelance	Total Graduates Employed in the field
2016	2	4
2017	1	1

**Institutional Employment**

Calendar Year	Graduates Employed in the field who are Employed by the Institution, an Employer Owned by the Institution, or an Employer who shares Ownership with the institution.	Total Graduates Employed in the field
2016	0	4
2017	0	1

**Student's Initials:** \_\_\_\_\_ **Date:** \_\_\_\_\_

**Initial only after you have had sufficient time to read and understand the information.**

**This Program may result in freelance or self-employment.**

- The work available to graduates of this program is usually for freelance or self-employment.
- This type of work may not be consistent.
- The period of employment can range from one day to weeks to several months.
- Hours worked in a day or week may be more or less than the traditional 8 hours work day or 40-hour work week.
- You can expect to spend unpaid time expanding your networks, advertising, promoting your services, or honing your skills.
- Once graduates being to work freelance or are self-employed, they will be asked to provide documentation that they are employed as such so that they may be counted as placed for our job placement records.
- Students initialing this disclosure understand that either a majority or all of this school's graduates are employed in this manner and understand what comprises this work style.

**Student's Initials:** \_\_\_\_\_ **Date:** \_\_\_\_\_

**Initial only after you have had sufficient time to read and understand the information.**



**License Examination Passage Rates – This program does not lead to licensing examinations**

**Salary and Wage Information (includes data for the two calendar years prior to reporting)**

Annual salary and wages reported for graduates employed in the field.

Calendar Year	Graduates Available for Employment	Graduates Employed in the Field	\$20,001 - \$25,000	\$25,001 - \$30,000	\$45,001 - \$50,000	\$70,001 - \$75,000	No Salary Information Reported
2016	18	4	1			1	2
2017	10	1					

A list of sources used to substantiate salary disclosures is available from the school. Please contact the Compliance Office.

Student’s Initials: \_\_\_\_\_ Date: \_\_\_\_\_

Initial only after you have had sufficient time to read and understand the information.

**COST OF EDUCATIONAL PROGRAM**

Total Charges for the program for students completing on-time in 2017: \$3,929. Additional charges may be incurred if the program is not completed on-time.

Student’s Initials: \_\_\_\_\_ Date: \_\_\_\_\_

Initial only after you have had sufficient time to read and understand the information.



**FEDERAL STUDENT LOAN DEBT**

<b>Most recent three year cohort default rate, as reported by the United States Department of Education*</b>	<b>The percentage of enrolled students in 2017 receiving federal student loans to pay for this program.</b>	<b>The percentage of enrolled students in 2017 receiving federal student loans to pay for this program.</b>	<b>The percentage of graduates in 2017 who took out federal student loans to pay for this Education Program.</b>
6.9%	N/A	N/A	N/A

\*The percentage of students who defaulted on their federal student loans is called the Cohort Default Rate (CDR). It shows the percentage of this school’s students who were more than 270 days (9 months) behind on their federal student loans within three years of when the first payment was due. This is the most recent CDR reported by the U.S. Department of Education.

**Student’s Initials:** \_\_\_\_\_ **Date:** \_\_\_\_\_

**Initial only after you have had sufficient time to read and understand the information.**

This fact sheet is filled with the Bureau for Private Postsecondary Education. Regardless of any information you may have relating to the completion rates, starting salaries, or license exam passage rates, this fact sheet contains the information as calculated pursuant to state law.

Any questions a student may have regarding this fact sheet that have not been satisfactorily answered by the institution may be directed to the Bureau for Private Postsecondary Education at 2535 Capitol Oaks Drive, Suite 400, Sacramento, CA 95833, [www.bppe.ca.gov](http://www.bppe.ca.gov), toll-free telephone number (888) 370-7589 or by fax (916) 263 – 1897.

\_\_\_\_\_  
Student Name – Print

\_\_\_\_\_  
Student Signature

\_\_\_\_\_  
School Official

\_\_\_\_\_  
Date

\_\_\_\_\_  
Date

## Definitions

- “Number of Students Who Began the Program” means the number of students who began a program who were scheduled to complete the program within 100% of the published program length within the reporting calendar year and excludes all students who cancelled during the cancellation period.
- “Students Available for Graduation” is the number of students who began the program minus the number of students who have died, been incarcerated, or been called to active military duty.
- “Number of On-time Graduates” is the number of students who completed the program within 100% of the published program length within the reporting calendar year.
- “On-time Completion Rate” is the number of on-time graduates divided by the number of students available for graduation.
- “150% Graduates” is the number of students who completed the program within 150% of the program length (includes on-time graduates).
- “150% Completion Rate” is the number of students who completed the program in the reported calendar year within 150% of the published program length, including on-time graduates, divided by the number of students available for graduation.
- “Graduates Available for Employment” means the number of graduates minus the number of graduates unavailable for employment.
- “Graduates Unavailable for Employment” means the graduates who, after graduation, die, become incarcerated, are called to active military duty, are international students that leave the United States or do not have a visa allowing employment in the United States, or are continuing their education in an accredited or bureau-approved postsecondary institution.
- “Graduates Employed in the Field” means graduates who beginning within six months after a student completes the applicable educational program are gainfully employed, whose employment has been reported, and for whom the institution has documented verification of employment. For occupations for which the state requires passing an examination, the six months period begins after the announcement of the examination results for the first examination available after a student completes an applicable educational program.
- “Placement Rate Employed in the Field” is calculated by dividing the number of graduates gainfully employed in the field by the number of graduates available for employment.

# NEW YORK FILM ACADEMY

COLLEGE OF VISUAL AND PERFORMING ARTS

- “Number of Graduates Taking Exam” is the number of graduates who took the first available exam in the reported calendar year.
- “First Available Exam Date” is the date for the first available exam after a student completed a program.
- “Passage Rate” is calculated by dividing the number of graduates who passed the exam by the number of graduates who took the reported licensing exam.
- “Number Who Passed First Available Exam” is the number of graduates who took and passed the first available licensing exam after completing the program.
- “Salary” is as reported by graduate or graduate’s employer.
- “No Salary Information Reported” is the number of graduates for whom, after making reasonable attempts, the school was not able to obtain salary information.



### **STUDENT'S RIGHT TO CANCEL**

The student has a right to cancel this enrollment agreement and obtain a refund. A notice of cancellation or withdrawal must be made in writing. The written request must include the following information: specific timeframes, such as the date the course started and the date of cancellation or withdrawal. Notice of Withdrawal forms are available in the Office of the Registrar. Any student who intends to cancel or withdraw must submit a signed and dated copy of the Notice of Withdrawal Form, or any other form of written notice that includes the required information to:

New York Film Academy  
3300 W. Riverside Dr.  
Burbank, CA 91505

### **REFUND INFORMATION:**

The New York Film Academy will refund 100% of the amount paid for institutional charges, less an administrative processing fee of \$100.00 if notice of cancellation is made through attendance at the first class session, or the seventh class day after enrollment, whichever is later.

Notice of cancellation or withdrawal must be made no later than \_\_\_\_\_.

After the 100% refund period described above, a student may withdraw from a course after instruction has started and receive a pro rata refund (less a non-refundable administrative processing fee of \$100.00) for the unused portion of the tuition and other refundable charges, if the student has completed 60% or less of the term's instruction.

The amount of the refund is calculated based on the student's withdrawal date. Transfer credits will be awarded with a deduction in overall tuition based on a per credit unit cost. Refunds are disbursed within 30 days of the official withdrawal from the school. The withdrawal is dated on the day that the student gave written notice to the school.



**SCHOOL PERFORMANCE FACT SHEET  
CALENDAR YEARS 2016 & 2017**

**4 Week Music Video – 4 Week**

**On-time Completion Rates (Graduation Rates)**

Include data for the two calendar years prior to reporting

Calendar Year	Number of Student Who Began the Program	Students Available for Graduation	Number of On-time Graduates	On-time Completion Rates
2016	7	6	4	66%
2017	No students enrolled this year			

Student’s Initials: \_\_\_\_\_ Date: \_\_\_\_\_

Initial only after you have had sufficient time to read and understand the information.

**Students Completing with 150% of Published Program Length**

Calendar Year	Number of Student Who Began the Program	Students Available for Graduation	150% Graduates	150% Completion Rates
2016	7	6	0	0
2017	No students enrolled this year			

\*Included only if program is more than one year in length

Student’s Initials: \_\_\_\_\_ Date: \_\_\_\_\_

Initial only after you have had sufficient time to read and understand the information.





**Job Placement Rates (includes data for the two calendar years prior to reporting)**

Calendar Year	Number of Students Who Began the Program	Number of Graduates	Graduates Available for Employment	Graduates Employed in the Field	Placement Rate % Employment in the Field
2016	7	4	3	0	0
2017	No students enrolled this year				

You may obtain from the institution a list of the employment positions determined to be in the field for which a student received education and training. Please contact the Compliance Office.

**Gainful Employment Categories (includes data for the two calendar years prior to reporting)**

**Part Time vs. Full -Time Employment**

Calendar Year	Graduates Employed in the Field 20 to 29 hours per week	Graduates Employed in the Field at least 30 hours per week	Total Graduates Employed in the field
2016	0	0	0
2017	No students enrolled this year		

**Single Position vs. Concurrent Aggregated Positions**

Calendar Year	Graduates Employed in the Field in a single position	Graduates Employed in the Field concurrent aggregated positions	Total Graduates Employed in the field
2016	0	0	0
2017	No students enrolled this year		



**Self-Employed/Freelance Positions**

Calendar Year	Graduates Employed who are self-employed or working freelance	Total Graduates Employed in the field
2016	0	0
2017	No students enrolled this year	

**Institutional Employment**

Calendar Year	Graduates Employed in the field who are Employed by the Institution, an Employer Owned by the Institution, or an Employer who shares Ownership with the institution.	Total Graduates Employed in the field
2016	0	0
2017	No students enrolled this year	

**Student's Initials:** \_\_\_\_\_ **Date:** \_\_\_\_\_

**Initial only after you have had sufficient time to read and understand the information.**

**This Program may result in freelance or self-employment.**

- The work available to graduates of this program is usually for freelance or self-employment.
- This type of work may not be consistent.
- The period of employment can range from one day to weeks to several months.
- Hours worked in a day or week may be more or less than the traditional 8 hours work day or 40-hour work week.
- You can expect to spend unpaid time expanding your networks, advertising, promoting your services, or honing your skills.
- Once graduates begin to work freelance or are self-employed, they will be asked to provide documentation that they are employed as such so that they may be counted as placed for our job placement records.
- Students initialing this disclosure understand that either a majority or all of this school's graduates are employed in this manner and understand what comprises this work style.

**Student's Initials:** \_\_\_\_\_ **Date:** \_\_\_\_\_

**Initial only after you have had sufficient time to read and understand the information.**



**License Examination Passage Rates – This program does not lead to licensing examinations**

**Salary and Wage Information (includes data for the two calendar years prior to reporting)**

Annual salary and wages reported for graduates employed in the field.

Calendar Year	Graduates Available for Employment	Graduates Employed in the Field	\$20,001 - \$25,000	\$35,001 - \$40,000	\$40,001 - \$45,000	\$45,001 - \$50,000	No Salary Information Reported
2016	3	0					
2017	No students enrolled this year						

**A list of sources used to substantiate salary disclosures is available from the school. Please contact the Compliance Office.**

**Student’s Initials: \_\_\_\_\_ Date: \_\_\_\_\_**

**Initial only after you have had sufficient time to read and understand the information.**

**COST OF EDUCATIONAL PROGRAM**

Total charges for the program for students completing on-time in 2017: \$3,929. Additional charges may be incurred if the program is not completed on-time.

**Student’s Initials: \_\_\_\_\_ Date: \_\_\_\_\_**

**Initial only after you have had sufficient time to read and understand the information.**



**FEDERAL STUDENT LOAN DEBT**

Most recent three year cohort default rate, as reported by the United States Department of Education.*	The percentage of enrolled students in 2017 receiving federal student loans to pay for this program.	The percentage of enrolled students in 2017 receiving federal student loans to pay for this program.	The percentage of graduates in 2017 who took out federal student loans to pay for this Education Program.
6.9%	N/A	N/A	N/A

\*The percentage of students who defaulted on their federal student loans is called the Cohort Default Rate (CDR). It shows the percentage of this school’s students who were more than 270 days (9 months) behind on their federal student loans within three years of when the first payment was due. This is the most recent CDR reported by the U.S. Department of Education.

**Student’s Initials:** \_\_\_\_\_ **Date:** \_\_\_\_\_

**Initial only after you have had sufficient time to read and understand the information.**

This fact sheet is filled with the Bureau for Private Postsecondary Education. Regardless of any information you may have relating to the completion rates, starting salaries, or license exam passage rates, this fact sheet contains the information as calculated pursuant to state law.

Any questions a student may have regarding this fact sheet that have not been satisfactorily answered by the institution may be directed to the Bureau for Private Postsecondary Education at 2535 Capitol Oaks Drive, Suite 400, Sacramento, CA 95833, [www.bppe.ca.gov](http://www.bppe.ca.gov), toll-free telephone number (888) 370-7589 or by fax (916) 263 – 1897.

\_\_\_\_\_  
Student Name – Print

\_\_\_\_\_  
Student Signature

\_\_\_\_\_  
Date

\_\_\_\_\_  
School Official

\_\_\_\_\_  
Date

## Definitions

- “Number of Students Who Began the Program” means the number of students who began a program who were scheduled to complete the program within 100% of the published program length within the reporting calendar year and excludes all students who cancelled during the cancellation period.
- “Students Available for Graduation” is the number of students who began the program minus the number of students who have died, been incarcerated, or been called to active military duty.
- “Number of On-time Graduates” is the number of students who completed the program within 100% of the published program length within the reporting calendar year.
- “On-time Completion Rate” is the number of on-time graduates divided by the number of students available for graduation.
- “150% Graduates” is the number of students who completed the program within 150% of the program length (includes on-time graduates).
- “150% Completion Rate” is the number of students who completed the program in the reported calendar year within 150% of the published program length, including on-time graduates, divided by the number of students available for graduation.
- “Graduates Available for Employment” means the number of graduates minus the number of graduates unavailable for employment.
- “Graduates Unavailable for Employment” means the graduates who, after graduation, die, become incarcerated, are called to active military duty, are international students that leave the United States or do not have a visa allowing employment in the United States, or are continuing their education in an accredited or bureau-approved postsecondary institution.
- “Graduates Employed in the Field” means graduates who beginning within six months after a student completes the applicable educational program are gainfully employed, whose employment has been reported, and for whom the institution has documented verification of employment. For occupations for which the state requires passing an examination, the six months period begins after the announcement of the examination results for the first examination available after a student completes an applicable educational program.
- “Placement Rate Employed in the Field” is calculated by dividing the number of graduates gainfully employed in the field by the number of graduates available for employment.

# NEW YORK FILM ACADEMY

COLLEGE OF VISUAL AND PERFORMING ARTS

- “Number of Graduates Taking Exam” is the number of graduates who took the first available exam in the reported calendar year.
- “First Available Exam Date” is the date for the first available exam after a student completed a program.
- “Passage Rate” is calculated by dividing the number of graduates who passed the exam by the number of graduates who took the reported licensing exam.
- “Number Who Passed First Available Exam” is the number of graduates who took and passed the first available licensing exam after completing the program.
- “Salary” is as reported by graduate or graduate’s employer.
- “No Salary Information Reported” is the number of graduates for whom, after making reasonable attempts, the school was not able to obtain salary information.



### **STUDENT'S RIGHT TO CANCEL**

The student has a right to cancel this enrollment agreement and obtain a refund. A notice of cancellation or withdrawal must be made in writing. The written request must include the following information: specific timeframes, such as the date the course started and the date of cancellation or withdrawal. Notice of Withdrawal forms are available in the Office of the Registrar. Any student who intends to cancel or withdraw must submit a signed and dated copy of the Notice of Withdrawal Form, or any other form of written notice that includes the required information to:

New York Film Academy  
3300 W. Riverside Dr.  
Burbank, CA 91505

### **REFUND INFORMATION:**

The New York Film Academy will refund 100% of the amount paid for institutional charges, less an administrative processing fee of \$100.00 if notice of cancellation is made through attendance at the first class session, or the seventh class day after enrollment, whichever is later.

Notice of cancellation or withdrawal must be made no later than \_\_\_\_\_.

After the 100% refund period described above, a student may withdraw from a course after instruction has started and receive a pro rata refund (less a non-refundable administrative processing fee of \$100.00) for the unused portion of the tuition and other refundable charges, if the student has completed 60% or less of the term's instruction.

The amount of the refund is calculated based on the student's withdrawal date. Transfer credits will be awarded with a deduction in overall tuition based on a per credit unit cost. Refunds are disbursed within 30 days of the official withdrawal from the school. The withdrawal is dated on the day that the student gave written notice to the school.



**SCHOOL PERFORMANCE FACT SHEET  
CALENDAR YEARS 2016 & 2017**

4 Week Photography – 4 Week

**On-time Completion Rates (Graduation Rates)**

Include data for the two calendar years prior to reporting

Calendar Year	Number of Student Who Began the Program	Students Available for Graduation	Number of On-time Graduates	On-time Completion Rates
2016	17	16	16	100%
2017	2	2	0	0%

Student’s Initials: \_\_\_\_\_ Date: \_\_\_\_\_

Initial only after you have had sufficient time to read and understand the information.

**Students Completing with 150% of Published Program Length**

Calendar Year	Number of Student Who Began the Program	Students Available for Graduation	150% Graduates	150% Completion Rates
2016	N/A			N/A
2017	N/A			N/A

\*Included only if program is more than one year in length

Student’s Initials: \_\_\_\_\_ Date: \_\_\_\_\_

Initial only after you have had sufficient time to read and understand the information.



# NEW YORK FILM ACADEMY

COLLEGE OF VISUAL AND PERFORMING ARTS

## Job Placement Rates (includes data for the two calendar years prior to reporting)

Calendar Year	Number of Students Who Began the Program	Number of Graduates	Graduates Available for Employment	Graduates Employed in the Field	Placement Rate % Employment in the Field
2016	17	16	4	1	25%
2017	2	0	0	N/A	N/A

You may obtain from the institution a list of the employment positions determined to be in the field for which a student received education and training. Please contact the Compliance Office.

## Gainful Employment Categories (includes data for the two calendar years prior to reporting)

### Part Time vs. Full -Time Employment

Calendar Year	Graduates Employed in the Field 20 to 29 hours per week	Graduates Employed in the Field at least 30 hours per week	Total Graduates Employed in the field
2016	0	1	1
2017	N/A	N/A	N/A

### Single Position vs. Concurrent Aggregated Positions

Calendar Year	Graduates Employed in the Field in a single position	Graduates Employed in the Field concurrent aggregated positions	Total Graduates Employed in the field
2016	0	1	1
2017	N/A	N/A	N/A



**Self-Employed/Freelance Positions**

Calendar Year	Graduates Employed who are self-employed or working freelance	Total Graduates Employed in the field
2016	1	1
2017	N/A	N/A

**Institutional Employment**

Calendar Year	Graduates Employed in the field who are Employed by the Institution, an Employer Owned by the Institution, or an Employer who shares Ownership with the institution.	Total Graduates Employed in the field
2016	0	1
2017	N/A	N/A

**Student's Initials:** \_\_\_\_\_ **Date:** \_\_\_\_\_

**Initial only after you have had sufficient time to read and understand the information.**

**This Program may result in freelance or self-employment.**

- The work available to graduates of this program is usually for freelance or self-employment.
- This type of work may not be consistent.
- The period of employment can range from one day to weeks to several months.
- Hours worked in a day or week may be more or less than the traditional 8 hours work day or 40-hour work week.
- You can expect to spend unpaid time expanding your networks, advertising, promoting your services, or honing your skills.
- Once graduates begin to work freelance or are self-employed, they will be asked to provide documentation that they are employed as such so that they may be counted as placed for our job placement records.
- Students initialing this disclosure understand that either a majority or all of this school's graduates are employed in this manner and understand what comprises this work style.

**Student's Initials:** \_\_\_\_\_ **Date:** \_\_\_\_\_

**Initial only after you have had sufficient time to read and understand the information.**



**License Examination Passage Rates – This program does not lead to licensing examinations**

**Salary and Wage Information (includes data for the two calendar years prior to reporting)**

Annual salary and wages reported for graduates employed in the field.

Calendar Year	Graduates Available for Employment	Graduates Employed in the Field	\$20,001 - \$25,000	\$25,001 - \$30,000	\$40,001 - \$45,000	\$45,001 - \$50,000	No Salary Information Reported
2016	4	1					1
2016	0	N/A					

A list of sources used to substantiate salary disclosures is available from the school. Please contact the Compliance Office.

Student’s Initials: \_\_\_\_\_ Date: \_\_\_\_\_

Initial only after you have had sufficient time to read and understand the information.

**COST OF EDUCATIONAL PROGRAM**

Total Charges for the program for students completing on-time in 2017: \$3,981. Additional charges may be incurred if the program is not completed on-time.

Student’s Initials: \_\_\_\_\_ Date: \_\_\_\_\_

Initial only after you have had sufficient time to read and understand the information.



**FEDERAL STUDENT LOAN DEBT**

Most recent three year cohort default rate, as reported by the United State Department of Education.*	The percentage of enrolled students in 2017 receiving federal student loans to pay for this program.	The percentage of enrolled students in 2017 receiving federal student loans to pay for this program.	The percentage of graduates in 2017 who took out federal student loans to pay for this Education. Program.
6.9%	N/A	N/A	N/A

\*The percentage of students who defaulted on their federal student loans is called the Cohort Default Rate (CDR). It shows the percentage of this school’s students who were more than 270 days (9 months) behind on their federal student loans within three years of when the first payment was due. This is the most recent CDR reported by the U.S. Department of Education.

**Student’s Initials:** \_\_\_\_\_ **Date:** \_\_\_\_\_

**Initial only after you have had sufficient time to read and understand the information.**

This fact sheet is filled with the Bureau for Private Postsecondary Education. Regardless of any information you may have relating to the completion rates, starting salaries, or license exam passage rates, this fact sheet contains the information as calculated pursuant to state law.

Any questions a student may have regarding this fact sheet that have not been satisfactorily answered by the institution may be directed to the Bureau for Private Postsecondary Education at 2535 Capitol Oaks Drive, Suite 400, Sacramento, CA 95833, [www.bppe.ca.gov](http://www.bppe.ca.gov), toll-free telephone number (888) 370-7589 or by fax (916) 263 – 1897.

\_\_\_\_\_  
Student Name – Print

\_\_\_\_\_  
Student Signature

\_\_\_\_\_  
School Official

\_\_\_\_\_  
Date

\_\_\_\_\_  
Date

## Definitions

- “Number of Students Who Began the Program” means the number of students who began a program who were scheduled to complete the program within 100% of the published program length within the reporting calendar year and excludes all students who cancelled during the cancellation period.
- “Students Available for Graduation” is the number of students who began the program minus the number of students who have died, been incarcerated, or been called to active military duty.
- “Number of On-time Graduates” is the number of students who completed the program within 100% of the published program length within the reporting calendar year.
- “On-time Completion Rate” is the number of on-time graduates divided by the number of students available for graduation.
- “150% Graduates” is the number of students who completed the program within 150% of the program length (includes on-time graduates).
- “150% Completion Rate” is the number of students who completed the program in the reported calendar year within 150% of the published program length, including on-time graduates, divided by the number of students available for graduation.
- “Graduates Available for Employment” means the number of graduates minus the number of graduates unavailable for employment.
- “Graduates Unavailable for Employment” means the graduates who, after graduation, die, become incarcerated, are called to active military duty, are international students that leave the United States or do not have a visa allowing employment in the United States, or are continuing their education in an accredited or bureau-approved postsecondary institution.
- “Graduates Employed in the Field” means graduates who beginning within six months after a student completes the applicable educational program are gainfully employed, whose employment has been reported, and for whom the institution has documented verification of employment. For occupations for which the state requires passing an examination, the six months period begins after the announcement of the examination results for the first examination available after a student completes an applicable educational program.
- “Placement Rate Employed in the Field” is calculated by dividing the number of graduates gainfully employed in the field by the number of graduates available for employment.

# NEW YORK FILM ACADEMY

COLLEGE OF VISUAL AND PERFORMING ARTS

- “Number of Graduates Taking Exam” is the number of graduates who took the first available exam in the reported calendar year.
- “First Available Exam Date” is the date for the first available exam after a student completed a program.
- “Passage Rate” is calculated by dividing the number of graduates who passed the exam by the number of graduates who took the reported licensing exam.
- “Number Who Passed First Available Exam” is the number of graduates who took and passed the first available licensing exam after completing the program.
- “Salary” is as reported by graduate or graduate’s employer.
- “No Salary Information Reported” is the number of graduates for whom, after making reasonable attempts, the school was not able to obtain salary information.



### **STUDENT'S RIGHT TO CANCEL**

The student has a right to cancel this enrollment agreement and obtain a refund. A notice of cancellation or withdrawal must be made in writing. The written request must include the following information: specific timeframes, such as the date the course started and the date of cancellation or withdrawal. Notice of Withdrawal forms are available in the Office of the Registrar. Any student who intends to cancel or withdraw must submit a signed and dated copy of the Notice of Withdrawal Form, or any other form of written notice that includes the required information to:

New York Film Academy  
3300 W. Riverside Dr.  
Burbank, CA 91505

### **REFUND INFORMATION:**

The New York Film Academy will refund 100% of the amount paid for institutional charges, less an administrative processing fee of \$100.00 if notice of cancellation is made through attendance at the first class session, or the seventh class day after enrollment, whichever is later.

Notice of cancellation or withdrawal must be made no later than \_\_\_\_\_.

After the 100% refund period described above, a student may withdraw from a course after instruction has started and receive a pro rata refund (less a non-refundable administrative processing fee of \$100.00) for the unused portion of the tuition and other refundable charges, if the student has completed 60% or less of the term's instruction.

The amount of the refund is calculated based on the student's withdrawal date. Transfer credits will be awarded with a deduction in overall tuition based on a per credit unit cost. Refunds are disbursed within 30 days of the official withdrawal from the school. The withdrawal is dated on the day that the student gave written notice to the school.



**SCHOOL PERFORMANCE FACT SHEET  
CALENDAR YEARS 2016 & 2017**

**4 Week Producing – 4 Week**

**On-time Completion Rates (Graduation Rates)**

Include data for the two calendar years prior to reporting

Calendar Year	Number of Student Who Began the Program	Students Available for Graduation	Number of On-time Graduates	On-time Completion Rates
2016	23	23	22	95%
2017	54	54	48	89%

Student’s Initials: \_\_\_\_\_ Date: \_\_\_\_\_

Initial only after you have had sufficient time to read and understand the information.

**Students Completing with 150% of Published Program Length**

Calendar Year	Number of Student Who Began the Program	Students Available for Graduation	150% Graduates	150% Completion Rates
2016			N/A	
2017			N/A	

Student’s Initials: \_\_\_\_\_ Date: \_\_\_\_\_

Initial only after you have had sufficient time to read and understand the information.



# NEW YORK FILM ACADEMY

COLLEGE OF VISUAL AND PERFORMING ARTS

## **Job Placement Rates (includes data for the two calendar years prior to reporting)**

Calendar Year	Number of Students Who Began the Program	Number of Graduates	Graduates Available for Employment	Graduates Employed in the Field	Placement Rate % Employment in the Field
2016	23	22	6	2	33%
2017	54	48	8	3	38%

You may obtain from the institution a list of the employment positions determined to be in the field for which a student received education and training. Please contact the Compliance Office.

## **Gainful Employment Categories (includes data for the two calendar years prior to reporting)**

### **Part Time vs. Full -Time Employment**

Calendar Year	Graduates Employed in the Field 20 to 29 hours per week	Graduates Employed in the Field at least 30 hours per week	Total Graduates Employed in the field
2016	1	1	2
2017	0	2	3

### **Single Position vs. Concurrent Aggregated Positions**

Calendar Year	Graduates Employed in the Field in a single position	Graduates Employed in the Field concurrent aggregated positions	Total Graduates Employed in the field
2016	1		2
2017	2	1	3



**Self-Employed/Freelance Positions**

Calendar Year	Graduates Employed who are self-employed or working freelance	Total Graduates Employed in the field
2016	1	2
2017	1	3

**Institutional Employment**

Calendar Year	Graduates Employed in the field who are Employed by the Institution, an Employer Owned by the Institution, or an Employer who shares Ownership with the institution.	Total Graduates Employed in the field
2016	0	2
2017	0	3

**Student's Initials:** \_\_\_\_\_ **Date:** \_\_\_\_\_

**Initial only after you have had sufficient time to read and understand the information.**

**This Program may result in freelance or self-employment.**

- The work available to graduates of this program is usually for freelance or self-employment.
- This type of work may not be consistent.
- The period of employment can range from one day to weeks to several months.
- Hours worked in a day or week may be more or less than the traditional 8 hours work day or 40-hour work week.
- You can expect to spend unpaid time expanding your networks, advertising, promoting your services, or honing your skills.
- Once graduates being to work freelance or are self-employed, they will be asked to provide documentation that they are employed as such so that they may be counted as placed for our job placement records.
- Students initialing this disclosure understand that either a majority or all of this school's graduates are employed in this manner and understand what comprises this work style.

**Student's Initials:** \_\_\_\_\_ **Date:** \_\_\_\_\_

**Initial only after you have had sufficient time to read and understand the information.**



**License Examination Passage Rates – This program does not lead to licensing examinations**

**Salary and Wage Information (includes data for the two calendar years prior to reporting)**

Annual salary and wages reported for graduates employed in the field.

Calendar Year	Graduates Available for Employment	Graduates Employed in the Field	\$15,001 - \$20,000	\$20,001 - \$25,000	\$40,000 - \$45,000	\$45,001 - \$50,000	No Salary Information Reported
2016	6	2		1			1
2017	8	3	2			1	

A list of sources used to substantiate salary disclosures is available from the school. Please contact the Compliance Office.

Student’s Initials: \_\_\_\_\_ Date: \_\_\_\_\_

Initial only after you have had sufficient time to read and understand the information.

**COST OF EDUCATIONAL PROGRAM**

Total Charges for the program for students completing on-time in 2017: \$3,929. Additional charges may be incurred if the program is not completed on-time.

Student’s Initials: \_\_\_\_\_ Date: \_\_\_\_\_

Initial only after you have had sufficient time to read and understand the information.



**FEDERAL STUDENT LOAN DEBT**

Most recent three year cohort default rate, as reported by the United State Department of Education.*	The percentage of enrolled students in 2017 receiving federal student loans to pay for this program.	The percentage of enrolled students in 2017 receiving federal student loans to pay for this program.	The percentage of graduates in 2017 who took out federal student loans to pay for this Education. Program.
6.9%	N/A	N/A	N/A

\*The percentage of students who defaulted on their federal student loans is called the Cohort Default Rate (CDR). It shows the percentage of this school’s students who were more than 270 days (9 months) behind on their federal student loans within three years of when the first payment was due. This is the most recent CDR reported by the U.S. Department of Education.

**Student’s Initials:** \_\_\_\_\_ **Date:** \_\_\_\_\_

**Initial only after you have had sufficient time to read and understand the information.**

This fact sheet is filled with the Bureau for Private Postsecondary Education. Regardless of any information you may have relating to the completion rates, starting salaries, or license exam passage rates, this fact sheet contains the information as calculated pursuant to state law.

Any questions a student may have regarding this fact sheet that have not been satisfactorily answered by the institution may be directed to the Bureau for Private Postsecondary Education at 2535 Capitol Oaks Drive, Suite 400, Sacramento, CA 95833, [www.bppe.ca.gov](http://www.bppe.ca.gov), toll-free telephone number (888) 370-7589 or by fax (916) 263 – 1897.

\_\_\_\_\_  
Student Name – Print

\_\_\_\_\_  
Student Signature

\_\_\_\_\_  
Date

\_\_\_\_\_  
School Official

\_\_\_\_\_  
Date

## Definitions

- “Number of Students Who Began the Program” means the number of students who began a program who were scheduled to complete the program within 100% of the published program length within the reporting calendar year and excludes all students who cancelled during the cancellation period.
- “Students Available for Graduation” is the number of students who began the program minus the number of students who have died, been incarcerated, or been called to active military duty.
- “Number of On-time Graduates” is the number of students who completed the program within 100% of the published program length within the reporting calendar year.
- “On-time Completion Rate” is the number of on-time graduates divided by the number of students available for graduation.
- “150% Graduates” is the number of students who completed the program within 150% of the program length (includes on-time graduates).
- “150% Completion Rate” is the number of students who completed the program in the reported calendar year within 150% of the published program length, including on-time graduates, divided by the number of students available for graduation.
- “Graduates Available for Employment” means the number of graduates minus the number of graduates unavailable for employment.
- “Graduates Unavailable for Employment” means the graduates who, after graduation, die, become incarcerated, are called to active military duty, are international students that leave the United States or do not have a visa allowing employment in the United States, or are continuing their education in an accredited or bureau-approved postsecondary institution.
- “Graduates Employed in the Field” means graduates who beginning within six months after a student completes the applicable educational program are gainfully employed, whose employment has been reported, and for whom the institution has documented verification of employment. For occupations for which the state requires passing an examination, the six months period begins after the announcement of the examination results for the first examination available after a student completes an applicable educational program.
- “Placement Rate Employed in the Field” is calculated by dividing the number of graduates gainfully employed in the field by the number of graduates available for employment.

# NEW YORK FILM ACADEMY

COLLEGE OF VISUAL AND PERFORMING ARTS

- “Number of Graduates Taking Exam” is the number of graduates who took the first available exam in the reported calendar year.
- “First Available Exam Date” is the date for the first available exam after a student completed a program.
- “Passage Rate” is calculated by dividing the number of graduates who passed the exam by the number of graduates who took the reported licensing exam.
- “Number Who Passed First Available Exam” is the number of graduates who took and passed the first available licensing exam after completing the program.
- “Salary” is as reported by graduate or graduate’s employer.
- “No Salary Information Reported” is the number of graduates for whom, after making reasonable attempts, the school was not able to obtain salary information.



## **STUDENT'S RIGHT TO CANCEL**

The student has a right to cancel this enrollment agreement and obtain a refund. A notice of cancellation or withdrawal must be made in writing. The written request must include the following information: specific timeframes, such as the date the course started and the date of cancellation or withdrawal. Notice of Withdrawal forms are available in the Office of the Registrar. Any student who intends to cancel or withdraw must submit a signed and dated copy of the Notice of Withdrawal Form, or any other form of written notice that includes the required information to:

New York Film Academy  
3300 W. Riverside Dr.  
Burbank, CA 91505

## **REFUND INFORMATION:**

The New York Film Academy will refund 100% of the amount paid for institutional charges, less an administrative processing fee of \$100.00 if notice of cancellation is made through attendance at the first class session, or the seventh class day after enrollment, whichever is later.

Notice of cancellation or withdrawal must be made no later than \_\_\_\_\_.

After the 100% refund period described above, a student may withdraw from a course after instruction has started and receive a pro rata refund (less a non-refundable administrative processing fee of \$100.00) for the unused portion of the tuition and other refundable charges, if the student has completed 60% or less of the term's instruction.

The amount of the refund is calculated based on the student's withdrawal date. Transfer credits will be awarded with a deduction in overall tuition based on a per credit unit cost. Refunds are disbursed within 30 days of the official withdrawal from the school. The withdrawal is dated on the day that the student gave written notice to the school.



**SCHOOL PERFORMANCE FACT SHEET  
CALENDAR YEARS 2016 & 2017**

**6 Week Acting for Film – 6 Weeks**

**On-time Completion Rates (Graduation Rates)**

Include data for the two calendar years prior to reporting

Calendar Year	Number of Student Who Began the Program	Students Available for Graduation	Number of On-time Graduates	On-time Completion Rates
2016	5	4	4	100%
2017	3	3	3	100%

Student’s Initials: \_\_\_\_\_ Date: \_\_\_\_\_

Initial only after you have had sufficient time to read and understand the information.

**Students Completing with 150% of Published Program Length**

Calendar Year	Number of Student Who Began the Program	Students Available for Graduation	150% Graduates	150% Completion Rates
2016			N/A	
2017			N/A	

\*Included only if program is more than one year in length

Student’s Initials: \_\_\_\_\_ Date: \_\_\_\_\_

Initial only after you have had sufficient time to read and understand the information.





**Job Placement Rates (includes data for the two calendar years prior to reporting)**

Calendar Year	Number of Students Who Began the Program	Number of Graduates	Graduates Available for Employment	Graduates Employed in the Field	Placement Rate % Employment in the Field
2016	5	4	2	0	0%
2017	3	3	3	0	0%

You may obtain from the institution a list of the employment positions determined to be in the field for which a student received education and training. Please contact the Compliance Office.

**Gainful Employment Categories (includes data for the two calendar years prior to reporting)**

**Part Time vs. Full -Time Employment**

Calendar Year	Graduates Employed in the Field 20 to 29 hours per week	Graduates Employed in the Field at least 30 hours per week	Total Graduates Employed in the field
2016	0	0	0
2017	0	0	0

**Single Position vs. Concurrent Aggregated Positions**

Calendar Year	Graduates Employed in the Field in a single position	Graduates Employed in the Field concurrent aggregated positions	Total Graduates Employed in the field
2016	0	0	0
2017	0	0	0



**Self-Employed/Freelance Positions**

Calendar Year	Graduates Employed who are self-employed or working freelance	Total Graduates Employed in the field
2016	0	0
2017	0	0

**Institutional Employment**

Calendar Year	Graduates Employed in the field who are Employed by the Institution, an Employer Owned by the Institution, or an Employer who shares Ownership with the institution.	Total Graduates Employed in the field
2016	0	0
2017	0	0

**Student's Initials:** \_\_\_\_\_ **Date:** \_\_\_\_\_

**Initial only after you have had sufficient time to read and understand the information.**

**This Program may result in freelance or self-employment.**

- The work available to graduates of this program is usually for freelance or self-employment.
- This type of work may not be consistent.
- The period of employment can range from one day to weeks to several months.
- Hours worked in a day or week may be more or less than the traditional 8 hours work day or 40-hour work week.
- You can expect to spend unpaid time expanding your networks, advertising, promoting your services, or honing your skills.
- Once graduates begin to work freelance or are self-employed, they will be asked to provide documentation that they are employed as such so that they may be counted as placed for our job placement records.
- Students initialing this disclosure understand that either a majority or all of this school's graduates are employed in this manner and understand what comprises this work style.

**Student's Initials:** \_\_\_\_\_ **Date:** \_\_\_\_\_

**Initial only after you have had sufficient time to read and understand the information.**



**License Examination Passage Rates – This program does not lead to licensing examinations**

**Salary and Wage Information (includes data for the two calendar years prior to reporting)**

Annual salary and wages reported for graduates employed in the field.

Calendar Year	Graduates Available for Employment	Graduates Employed in the Field	\$25,001 - \$30,000	\$35,001 - \$40,000	\$40,001 - \$45,000	\$45,001 - \$50,000	No Salary Information Reported
2016	2	0					
2017	3	0					

**A list of sources used to substantiate salary disclosures is available from the school. Please contact the Compliance Office.**

**Student’s Initials: \_\_\_\_\_ Date: \_\_\_\_\_**

**Initial only after you have had sufficient time to read and understand the information.**

**COST OF EDUCATIONAL PROGRAM**

Total Charges for the program for students completing on-time in 2017: \$2,275. Additional charges may be incurred if the program is not completed on-time.

**Student’s Initials: \_\_\_\_\_ Date: \_\_\_\_\_**

**Initial only after you have had sufficient time to read and understand the information.**



**FEDERAL STUDENT LOAN DEBT**

Most recent three year cohort default rate, as reported by the United State Department of Education*	The percentage of enrolled students in 2017 receiving federal student loans to pay for this program.	The average amount of federal student loan debt of 2017 graduates who took out federal student loans at this institution.	The percentage of graduates in 2017 who took out federal student loans to pay for this Education. Program.
6.9%	N/A	N/A	N/A

\*The percentage of students who defaulted on their federal student loans is called the Cohort Default Rate (CDR). It shows the percentage of this school’s students who were more than 270 days (9 months) behind on their federal student loans within three years of when the first payment was due. This is the most recent CDR reported by the U.S. Department of Education.

**Student’s Initials:** \_\_\_\_\_ **Date:** \_\_\_\_\_

**Initial only after you have had sufficient time to read and understand the information.**

This fact sheet is filled with the Bureau for Private Postsecondary Education. Regardless of any information you may have relating to the completion rates, starting salaries, or license exam passage rates, this fact sheet contains the information as calculated pursuant to state law.

Any questions a student may have regarding this fact sheet that have not been satisfactorily answered by the institution may be directed to the Bureau for Private Postsecondary Education at 2535 Capitol Oaks Drive, Suite 400, Sacramento, CA 95833, [www.bppe.ca.gov](http://www.bppe.ca.gov), toll-free telephone number (888) 370-7589 or by fax (916) 263 – 1897.

\_\_\_\_\_  
Student Name – Print

\_\_\_\_\_  
Student Signature

\_\_\_\_\_  
Date

\_\_\_\_\_  
School Official

\_\_\_\_\_  
Date

## Definitions

- “Number of Students Who Began the Program” means the number of students who began a program who were scheduled to complete the program within 100% of the published program length within the reporting calendar year and excludes all students who cancelled during the cancellation period.
- “Students Available for Graduation” is the number of students who began the program minus the number of students who have died, been incarcerated, or been called to active military duty.
- “Number of On-time Graduates” is the number of students who completed the program within 100% of the published program length within the reporting calendar year.
- “On-time Completion Rate” is the number of on-time graduates divided by the number of students available for graduation.
- “150% Graduates” is the number of students who completed the program within 150% of the program length (includes on-time graduates).
- “150% Completion Rate” is the number of students who completed the program in the reported calendar year within 150% of the published program length, including on-time graduates, divided by the number of students available for graduation.
- “Graduates Available for Employment” means the number of graduates minus the number of graduates unavailable for employment.
- “Graduates Unavailable for Employment” means the graduates who, after graduation, die, become incarcerated, are called to active military duty, are international students that leave the United States or do not have a visa allowing employment in the United States, or are continuing their education in an accredited or bureau-approved postsecondary institution.
- “Graduates Employed in the Field” means graduates who beginning within six months after a student completes the applicable educational program are gainfully employed, whose employment has been reported, and for whom the institution has documented verification of employment. For occupations for which the state requires passing an examination, the six months period begins after the announcement of the examination results for the first examination available after a student completes an applicable educational program.
- “Placement Rate Employed in the Field” is calculated by dividing the number of graduates gainfully employed in the field by the number of graduates available for employment.

# NEW YORK FILM ACADEMY

COLLEGE OF VISUAL AND PERFORMING ARTS

- “Number of Graduates Taking Exam” is the number of graduates who took the first available exam in the reported calendar year.
- “First Available Exam Date” is the date for the first available exam after a student completed a program.
- “Passage Rate” is calculated by dividing the number of graduates who passed the exam by the number of graduates who took the reported licensing exam.
- “Number Who Passed First Available Exam” is the number of graduates who took and passed the first available licensing exam after completing the program.
- “Salary” is as reported by graduate or graduate’s employer.
- “No Salary Information Reported” is the number of graduates for whom, after making reasonable attempts, the school was not able to obtain salary information.



## **STUDENT'S RIGHT TO CANCEL**

The student has a right to cancel this enrollment agreement and obtain a refund. A notice of cancellation or withdrawal must be made in writing. The written request must include the following information: specific timeframes, such as the date the course started and the date of cancellation or withdrawal. Notice of Withdrawal forms are available in the Office of the Registrar. Any student who intends to cancel or withdraw must submit a signed and dated copy of the Notice of Withdrawal Form, or any other form of written notice that includes the required information to:

New York Film Academy  
3300 W. Riverside Dr.  
Burbank, CA 91505

## **REFUND INFORMATION:**

The New York Film Academy will refund 100% of the amount paid for institutional charges, less an administrative processing fee of \$100.00 if notice of cancellation is made through attendance at the first class session, or the seventh class day after enrollment, whichever is later.

Notice of cancellation or withdrawal must be made no later than \_\_\_\_\_.

After the 100% refund period described above, a student may withdraw from a course after instruction has started and receive a pro rata refund (less a non-refundable administrative processing fee of \$100.00) for the unused portion of the tuition and other refundable charges, if the student has completed 60% or less of the term's instruction.

The amount of the refund is calculated based on the student's withdrawal date. Transfer credits will be awarded with a deduction in overall tuition based on a per credit unit cost. Refunds are disbursed within 30 days of the official withdrawal from the school. The withdrawal is dated on the day that the student gave written notice to the school.



**SCHOOL PERFORMANCE FACT SHEET  
CALENDAR YEARS 2016 & 2017**

**6 Week Documentary Filmmaking – 6 Weeks**

**On-time Completion Rates (Graduation Rates)**

Include data for the two calendar years prior to reporting

Calendar Year	Number of Student Who Began the Program	Students Available for Graduation	Number of On-time Graduates	On-time Completion Rates
2016	3	3	2	66%
2017	4	4	3	75%

Student’s Initials: \_\_\_\_\_ Date: \_\_\_\_\_

Initial only after you have had sufficient time to read and understand the information.

**Students Completing with 150% of Published Program Length**

Calendar Year	Number of Student Who Began the Program	Students Available for Graduation	150% Graduates	150% Completion Rates
2016			N/A	
2017			N/A	

\*Included only if program is more than one year in length

Student’s Initials: \_\_\_\_\_ Date: \_\_\_\_\_

Initial only after you have had sufficient time to read and understand the information.





**Job Placement Rates (includes data for the two calendar years prior to reporting)**

Calendar Year	Number of Students Who Began the Program	Number of Graduates	Graduates Available for Employment	Graduates Employed in the Field	Placement Rate % Employment in the Field
2016	3	2	1	0	0
2017	4	3	3	1	33%

You may obtain from the institution a list of the employment positions determined to be in the field for which a student received education and training. Please contact the Compliance Office.

**Gainful Employment Categories (includes data for the two calendar years prior to reporting)**

**Part Time vs. Full -Time Employment**

Calendar Year	Graduates Employed in the Field 20 to 29 hours per week	Graduates Employed in the Field at least 30 hours per week	Total Graduates Employed in the field
2016	0	0	0
2017	0	0	1

**Single Position vs. Concurrent Aggregated Positions**

Calendar Year	Graduates Employed in the Field in a single position	Graduates Employed in the Field concurrent aggregated positions	Total Graduates Employed in the field
2016	0	0	0
2017	0	0	1



**Self-Employed/Freelance Positions**

Calendar Year	Graduates Employed who are self-employed or working freelance	Total Graduates Employed in the field
2016	0	0
2017	1	1

**Institutional Employment**

Calendar Year	Graduates Employed in the field who are Employed by the Institution, an Employer Owned by the Institution, or an Employer who shares Ownership with the institution.	Total Graduates Employed in the field
2016	0	0
2017	0	1

**Student's Initials:** \_\_\_\_\_ **Date:** \_\_\_\_\_

**Initial only after you have had sufficient time to read and understand the information.**

**This Program may result in freelance or self-employment.**

- The work available to graduates of this program is usually for freelance or self-employment.
- This type of work may not be consistent.
- The period of employment can range from one day to weeks to several months.
- Hours worked in a day or week may be more or less than the traditional 8 hours work day or 40-hour work week.
- You can expect to spend unpaid time expanding your networks, advertising, promoting your services, or honing your skills.
- Once graduates being to work freelance or are self-employed, they will be asked to provide documentation that they are employed as such so that they may be counted as placed for our job placement records.
- Students initialing this disclosure understand that either a majority or all of this school's graduates are employed in this manner and understand what comprises this work style.

**Student's Initials:** \_\_\_\_\_ **Date:** \_\_\_\_\_

**Initial only after you have had sufficient time to read and understand the information.**



**License Examination Passage Rates – This program does not lead to licensing examinations**

**Salary and Wage Information (includes data for the two calendar years prior to reporting)**

Annual salary and wages reported for graduates employed in the field.

Calendar Year	Graduates Available for Employment	Graduates Employed in the Field	\$20,001 - \$25,000	\$35,001 - \$40,000	\$40,001 - \$45,000	\$45,001 - \$50,000	No Salary Information Reported
2016	1	0					
2017	3	1					1

A list of sources used to substantiate salary disclosures is available from the school. Please contact the Compliance Office.

Student’s Initials: \_\_\_\_\_ Date: \_\_\_\_\_

Initial only after you have had sufficient time to read and understand the information.

**COST OF EDUCATIONAL PROGRAM**

Total Charges for the program for students completing on-time in 2017: \$4,860. Additional charges may be incurred if the program is not completed on-time.

Student’s Initials: \_\_\_\_\_ Date: \_\_\_\_\_

Initial only after you have had sufficient time to read and understand the information.



**FEDERAL STUDENT LOAN DEBT**

Most recent three year cohort default rate, as reported by the United State Department of Education.*	The percentage of enrolled students in 2017 receiving federal student loans to pay for this program.	The average amount of federal student loan debt of 2017 graduates who took out federal student loans at this institution.	The percentage of graduates in 2017 who took out federal student loans to pay for this Education. Program.
6.9%	N/A	N/A	N/A

\*The percentage of students who defaulted on their federal student loans is called the Cohort Default Rate (CDR). It shows the percentage of this school’s students who were more than 270 days (9 months) behind on their federal student loans within three years of when the first payment was due. This is the most recent CDR reported by the U.S. Department of Education.

**Student’s Initials:** \_\_\_\_\_ **Date:** \_\_\_\_\_

**Initial only after you have had sufficient time to read and understand the information.**

This fact sheet is filled with the Bureau for Private Postsecondary Education. Regardless of any information you may have relating to the completion rates, starting salaries, or license exam passage rates, this fact sheet contains the information as calculated pursuant to state law.

Any questions a student may have regarding this fact sheet that have not been satisfactorily answered by the institution may be directed to the Bureau for Private Postsecondary Education at 2535 Capitol Oaks Drive, Suite 400, Sacramento, CA 95833, [www.bppe.ca.gov](http://www.bppe.ca.gov), toll-free telephone number (888) 370-7589 or by fax (916) 263 – 1897.

\_\_\_\_\_  
Student Name – Print

\_\_\_\_\_  
Student Signature

\_\_\_\_\_  
Date

\_\_\_\_\_  
School Official

\_\_\_\_\_  
Date

## Definitions

- “Number of Students Who Began the Program” means the number of students who began a program who were scheduled to complete the program within 100% of the published program length within the reporting calendar year and excludes all students who cancelled during the cancellation period.
- “Students Available for Graduation” is the number of students who began the program minus the number of students who have died, been incarcerated, or been called to active military duty.
- “Number of On-time Graduates” is the number of students who completed the program within 100% of the published program length within the reporting calendar year.
- “On-time Completion Rate” is the number of on-time graduates divided by the number of students available for graduation.
- “150% Graduates” is the number of students who completed the program within 150% of the program length (includes on-time graduates).
- “150% Completion Rate” is the number of students who completed the program in the reported calendar year within 150% of the published program length, including on-time graduates, divided by the number of students available for graduation.
- “Graduates Available for Employment” means the number of graduates minus the number of graduates unavailable for employment.
- “Graduates Unavailable for Employment” means the graduates who, after graduation, die, become incarcerated, are called to active military duty, are international students that leave the United States or do not have a visa allowing employment in the United States, or are continuing their education in an accredited or bureau-approved postsecondary institution.
- “Graduates Employed in the Field” means graduates who beginning within six months after a student completes the applicable educational program are gainfully employed, whose employment has been reported, and for whom the institution has documented verification of employment. For occupations for which the state requires passing an examination, the six months period begins after the announcement of the examination results for the first examination available after a student completes an applicable educational program.
- “Placement Rate Employed in the Field” is calculated by dividing the number of graduates gainfully employed in the field by the number of graduates available for employment.

# NEW YORK FILM ACADEMY

COLLEGE OF VISUAL AND PERFORMING ARTS

- “Number of Graduates Taking Exam” is the number of graduates who took the first available exam in the reported calendar year.
- “First Available Exam Date” is the date for the first available exam after a student completed a program.
- “Passage Rate” is calculated by dividing the number of graduates who passed the exam by the number of graduates who took the reported licensing exam.
- “Number Who Passed First Available Exam” is the number of graduates who took and passed the first available licensing exam after completing the program.
- “Salary” is as reported by graduate or graduate’s employer.
- “No Salary Information Reported” is the number of graduates for whom, after making reasonable attempts, the school was not able to obtain salary information.



### **STUDENT'S RIGHT TO CANCEL**

The student has a right to cancel this enrollment agreement and obtain a refund. A notice of cancellation or withdrawal must be made in writing. The written request must include the following information: specific timeframes, such as the date the course started and the date of cancellation or withdrawal. Notice of Withdrawal forms are available in the Office of the Registrar. Any student who intends to cancel or withdraw must submit a signed and dated copy of the Notice of Withdrawal Form, or any other form of written notice that includes the required information to:

New York Film Academy  
3300 W. Riverside Dr.  
Burbank, CA 91505

### **REFUND INFORMATION:**

The New York Film Academy will refund 100% of the amount paid for institutional charges, less an administrative processing fee of \$100.00 if notice of cancellation is made through attendance at the first class session, or the seventh class day after enrollment, whichever is later.

Notice of cancellation or withdrawal must be made no later than \_\_\_\_\_.

After the 100% refund period described above, a student may withdraw from a course after instruction has started and receive a pro rata refund (less a non-refundable administrative processing fee of \$100.00) for the unused portion of the tuition and other refundable charges, if the student has completed 60% or less of the term's instruction.

The amount of the refund is calculated based on the student's withdrawal date. Transfer credits will be awarded with a deduction in overall tuition based on a per credit unit cost. Refunds are disbursed within 30 days of the official withdrawal from the school. The withdrawal is dated on the day that the student gave written notice to the school.



**SCHOOL PERFORMANCE FACT SHEET  
CALENDAR YEARS 2016 & 2017**

**6 Week Filmmaking – 6 Weeks**

**On-time Completion Rates (Graduation Rates)**

Include data for the two calendar years prior to reporting

Calendar Year	Number of Student Who Began the Program	Students Available for Graduation	Number of On-time Graduates	On-time Completion Rates
2016	14	14	12	86%
2017	14	14	14	100%

Student’s Initials: \_\_\_\_\_ Date: \_\_\_\_\_

Initial only after you have had sufficient time to read and understand the information.

**Students Completing with 150% of Published Program Length**

Calendar Year	Number of Student Who Began the Program	Students Available for Graduation	150% Graduates	150% Completion Rates
2016			N/A	
2017			N/A	

\*Included only if program is more than one year in length

Student’s Initials: \_\_\_\_\_ Date: \_\_\_\_\_

Initial only after you have had sufficient time to read and understand the information.





**Job Placement Rates (includes data for the two calendar years prior to reporting)**

Calendar Year	Number of Students Who Began the Program	Number of Graduates	Graduates Available for Employment	Graduates Employed in the Field	Placement Rate % Employment in the Field
2016	14	12	4	1	25%
2017	14	14	4	0	0%

You may obtain from the institution a list of the employment positions determined to be in the field for which a student received education and training. Please contact the Compliance Office.

**Gainful Employment Categories (includes data for the two calendar years prior to reporting)**

**Part Time vs. Full -Time Employment**

Calendar Year	Graduates Employed in the Field 20 to 29 hours per week	Graduates Employed in the Field at least 30 hours per week	Total Graduates Employed in the field
2016	1	0	1
2017	0	0	0

**Single Position vs. Concurrent Aggregated Positions**

Calendar Year	Graduates Employed in the Field in a single position	Graduates Employed in the Field concurrent aggregated positions	Total Graduates Employed in the field
2016	0	1	1
2017	0	0	0



**Self-Employed/Freelance Positions**

Calendar Year	Graduates Employed who are self-employed or working freelance	Total Graduates Employed in the field
2016	0	1
2017	0	0

**Institutional Employment**

Calendar Year	Graduates Employed in the field who are Employed by the Institution, an Employer Owned by the Institution, or an Employer who shares Ownership with the institution.	Total Graduates Employed in the field
2016	0	1
2017	0	0

**Student's Initials:** \_\_\_\_\_ **Date:** \_\_\_\_\_

**Initial only after you have had sufficient time to read and understand the information.**

**This Program may result in freelance or self-employment.**

- The work available to graduates of this program is usually for freelance or self-employment.
- This type of work may not be consistent.
- The period of employment can range from one day to weeks to several months.
- Hours worked in a day or week may be more or less than the traditional 8 hours work day or 40-hour work week.
- You can expect to spend unpaid time expanding your networks, advertising, promoting your services, or honing your skills.
- Once graduates being to work freelance or are self-employed, they will be asked to provide documentation that they are employed as such so that they may be counted as placed for our job placement records.
- Students initialing this disclosure understand that either a majority or all of this school's graduates are employed in this manner and understand what comprises this work style.

**Student's Initials:** \_\_\_\_\_ **Date:** \_\_\_\_\_

**Initial only after you have had sufficient time to read and understand the information.**



**License Examination Passage Rates – This program does not lead to licensing examinations**

**Salary and Wage Information (includes data for the two calendar years prior to reporting)**

Annual salary and wages reported for graduates employed in the field.

Calendar Year	Graduates Available for Employment	Graduates Employed in the Field	\$20,001 - \$25,000	\$35,001 - \$40,000	\$40,001 - \$45,000	\$55,001 - \$60,000	No Salary Information Reported
2016	4	1					1
2017	4	0					

A list of sources used to substantiate salary disclosures is available from the school. Please contact the Compliance Office.

Student’s Initials: \_\_\_\_\_ Date: \_\_\_\_\_

Initial only after you have had sufficient time to read and understand the information.

**COST OF EDUCATIONAL PROGRAM**

Total Charges for the program for students completing on-time in 2017: \$5,119. Additional charges may be incurred if the program is not completed on-time.

Student’s Initials: \_\_\_\_\_ Date: \_\_\_\_\_

Initial only after you have had sufficient time to read and understand the information.



**FEDERAL STUDENT LOAN DEBT**

Most recent three year cohort default rate, as reported by the United State Department of Education.*	The percentage of enrolled students in 2017 receiving federal student loans to pay for this program.	The average amount of federal student loan debt of 2017 graduates who took out federal student loans at this institution.	The percentage of graduates in 2017 who took out federal student loans to pay for this Education. Program.
6.9%	N/A	N/A	N/A

\*The percentage of students who defaulted on their federal student loans is called the Cohort Default Rate (CDR). It shows the percentage of this school’s students who were more than 270 days (9 months) behind on their federal student loans within three years of when the first payment was due. This is the most recent CDR reported by the U.S. Department of Education.

**Student’s Initials:** \_\_\_\_\_ **Date:** \_\_\_\_\_

**Initial only after you have had sufficient time to read and understand the information.**

This fact sheet is filled with the Bureau for Private Postsecondary Education. Regardless of any information you may have relating to the completion rates, starting salaries, or license exam passage rates, this fact sheet contains the information as calculated pursuant to state law.

Any questions a student may have regarding this fact sheet that have not been satisfactorily answered by the institution may be directed to the Bureau for Private Postsecondary Education at 2535 Capitol Oaks Drive, Suite 400, Sacramento, CA 95833, [www.bppe.ca.gov](http://www.bppe.ca.gov), toll-free telephone number (888) 370-7589 or by fax (916) 263 – 1897.

\_\_\_\_\_  
Student Name – Print

\_\_\_\_\_  
Student Signature

\_\_\_\_\_  
Date

\_\_\_\_\_  
School Official

\_\_\_\_\_  
Date

## Definitions

- “Number of Students Who Began the Program” means the number of students who began a program who were scheduled to complete the program within 100% of the published program length within the reporting calendar year and excludes all students who cancelled during the cancellation period.
- “Students Available for Graduation” is the number of students who began the program minus the number of students who have died, been incarcerated, or been called to active military duty.
- “Number of On-time Graduates” is the number of students who completed the program within 100% of the published program length within the reporting calendar year.
- “On-time Completion Rate” is the number of on-time graduates divided by the number of students available for graduation.
- “150% Graduates” is the number of students who completed the program within 150% of the program length (includes on-time graduates).
- “150% Completion Rate” is the number of students who completed the program in the reported calendar year within 150% of the published program length, including on-time graduates, divided by the number of students available for graduation.
- “Graduates Available for Employment” means the number of graduates minus the number of graduates unavailable for employment.
- “Graduates Unavailable for Employment” means the graduates who, after graduation, die, become incarcerated, are called to active military duty, are international students that leave the United States or do not have a visa allowing employment in the United States, or are continuing their education in an accredited or bureau-approved postsecondary institution.
- “Graduates Employed in the Field” means graduates who beginning within six months after a student completes the applicable educational program are gainfully employed, whose employment has been reported, and for whom the institution has documented verification of employment. For occupations for which the state requires passing an examination, the six months period begins after the announcement of the examination results for the first examination available after a student completes an applicable educational program.
- “Placement Rate Employed in the Field” is calculated by dividing the number of graduates gainfully employed in the field by the number of graduates available for employment.

# NEW YORK FILM ACADEMY

COLLEGE OF VISUAL AND PERFORMING ARTS

- “Number of Graduates Taking Exam” is the number of graduates who took the first available exam in the reported calendar year.
- “First Available Exam Date” is the date for the first available exam after a student completed a program.
- “Passage Rate” is calculated by dividing the number of graduates who passed the exam by the number of graduates who took the reported licensing exam.
- “Number Who Passed First Available Exam” is the number of graduates who took and passed the first available licensing exam after completing the program.
- “Salary” is as reported by graduate or graduate’s employer.
- “No Salary Information Reported” is the number of graduates for whom, after making reasonable attempts, the school was not able to obtain salary information.



## **STUDENT'S RIGHT TO CANCEL**

The student has a right to cancel this enrollment agreement and obtain a refund. A notice of cancellation or withdrawal must be made in writing. The written request must include the following information: specific timeframes, such as the date the course started and the date of cancellation or withdrawal. Notice of Withdrawal forms are available in the Office of the Registrar. Any student who intends to cancel or withdraw must submit a signed and dated copy of the Notice of Withdrawal Form, or any other form of written notice that includes the required information to:

New York Film Academy  
3300 W. Riverside Dr.  
Burbank, CA 91505

## **REFUND INFORMATION:**

The New York Film Academy will refund 100% of the amount paid for institutional charges, less an administrative processing fee of \$100.00 if notice of cancellation is made through attendance at the first class session, or the seventh class day after enrollment, whichever is later.

Notice of cancellation or withdrawal must be made no later than \_\_\_\_\_.

After the 100% refund period described above, a student may withdraw from a course after instruction has started and receive a pro rata refund (less a non-refundable administrative processing fee of \$100.00) for the unused portion of the tuition and other refundable charges, if the student has completed 60% or less of the term's instruction.

The amount of the refund is calculated based on the student's withdrawal date. Transfer credits will be awarded with a deduction in overall tuition based on a per credit unit cost. Refunds are disbursed within 30 days of the official withdrawal from the school. The withdrawal is dated on the day that the student gave written notice to the school.



**SCHOOL PERFORMANCE FACT SHEET  
CALENDAR YEARS 2016 & 2017**

**8 Week Acting for Film – 8 Weeks**

**On-time Completion Rates (Graduation Rates)**  
Include data for the two calendar years prior to reporting

Calendar Year	Number of Student Who Began the Program	Students Available for Graduation	Number of On-time Graduates	On-time Completion Rates
2016	39	37	35	94.5%
2017	48	48	42	88%

Student’s Initials: \_\_\_\_\_ Date: \_\_\_\_\_

Initial only after you have had sufficient time to read and understand the information.

**Students Completing with 150% of Published Program Length**

Calendar Year	Number of Student Who Began the Program	Students Available for Graduation	150% Graduates	150% Completion Rates
2016			N/A	
2017			N/A	

\*Included only if program is more than one year in length

Student’s Initials: \_\_\_\_\_ Date: \_\_\_\_\_

Initial only after you have had sufficient time to read and understand the information.



# NEW YORK FILM ACADEMY

COLLEGE OF VISUAL AND PERFORMING ARTS

## **Job Placement Rates (includes data for the two calendar years prior to reporting)**

Calendar Year	Number of Students Who Began the Program	Number of Graduates	Graduates Available for Employment	Graduates Employed in the Field	Placement Rate % Employment in the Field
2016	39	35	12	1	8%
2017	48	42	16	0	0%

You may obtain from the institution a list of the employment positions determined to be in the field for which a student received education and training. Please contact the Compliance Office.

## **Gainful Employment Categories (includes data for the two calendar years prior to reporting)**

### **Part Time vs. Full -Time Employment**

Calendar Year	Graduates Employed in the Field 20 to 29 hours per week	Graduates Employed in the Field at least 30 hours per week	Total Graduates Employed in the field
2016	1	0	1
2017	0	0	0

### **Single Position vs. Concurrent Aggregated Positions**

Calendar Year	Graduates Employed in the Field in a single position	Graduates Employed in the Field concurrent aggregated positions	Total Graduates Employed in the field
2016	1	0	1
2017	0	0	0



**Self-Employed/Freelance Positions**

Calendar Year	Graduates Employed who are self-employed or working freelance	Total Graduates Employed in the field
2016	1	1
2017	0	0

**Institutional Employment**

Calendar Year	Graduates Employed in the field who are Employed by the Institution, an Employer Owned by the Institution, or an Employer who shares Ownership with the institution.	Total Graduates Employed in the field
2016	0	1
2017	0	0

**Student's Initials:** \_\_\_\_\_ **Date:** \_\_\_\_\_

**Initial only after you have had sufficient time to read and understand the information.**

**This Program may result in freelance or self-employment.**

- The work available to graduates of this program is usually for freelance or self-employment.
- This type of work may not be consistent.
- The period of employment can range from one day to weeks to several months.
- Hours worked in a day or week may be more or less than the traditional 8 hours work day or 40-hour work week.
- You can expect to spend unpaid time expanding your networks, advertising, promoting your services, or honing your skills.
- Once graduates being to work freelance or are self-employed, they will be asked to provide documentation that they are employed as such so that they may be counted as placed for our job placement records.
- Students initialing this disclosure understand that either a majority or all of this school's graduates are employed in this manner and understand what comprises this work style.

**Student's Initials:** \_\_\_\_\_ **Date:** \_\_\_\_\_

**Initial only after you have had sufficient time to read and understand the information.**



**License Examination Passage Rates – This program does not lead to licensing examinations**

**Salary and Wage Information (includes data for the two calendar years prior to reporting)**

Annual salary and wages reported for graduates employed in the field.

Calendar Year	Graduates Available for Employment	Graduates Employed in the Field	\$0 - \$5,000	\$20,001 - \$25,000	\$40,001 - \$45,000	\$45,001 - \$50,000	No Salary Information Reported
2016	12	1					1
2017	16	0					

A list of sources used to substantiate salary disclosures is available from the school. Please contact the Compliance Office.

**Student’s Initials: \_\_\_\_\_ Date: \_\_\_\_\_**

**Initial only after you have had sufficient time to read and understand the information.**

**COST OF EDUCATIONAL PROGRAM**

Total Charges for the program for students completing on-time in 2017: \$5,687. Additional charges may be incurred if the program is not completed on-time.

**Student’s Initials: \_\_\_\_\_ Date: \_\_\_\_\_**

**Initial only after you have had sufficient time to read and understand the information.**



**FEDERAL STUDENT LOAN DEBT**

<b>Most recent three year cohort default rate, as reported by the United States Department of Education.*</b>	<b>The percentage of enrolled students in 2017 receiving federal student loans to pay for this program.</b>	<b>The average amount of federal student loan debt of 2017 graduates who took out federal student loans at this institution.</b>	<b>The percentage of graduates in 2017 who took out federal student loans to pay for this Education Program.</b>
6.9%	N/A	N/A	N/A

\*The percentage of students who defaulted on their federal student loans is called the Cohort Default Rate (CDR). It shows the percentage of this school’s students who were more than 270 days (9 months) behind on their federal student loans within three years of when the first payment was due. This is the most recent CDR reported by the U.S. Department of Education.

**Student’s Initials:** \_\_\_\_\_ **Date:** \_\_\_\_\_

**Initial only after you have had sufficient time to read and understand the information.**

This fact sheet is filled with the Bureau for Private Postsecondary Education. Regardless of any information you may have relating to the completion rates, starting salaries, or license exam passage rates, this fact sheet contains the information as calculated pursuant to state law.

Any questions a student may have regarding this fact sheet that have not been satisfactorily answered by the institution may be directed to the Bureau for Private Postsecondary Education at 2535 Capitol Oaks Drive, Suite 400, Sacramento, CA 95833, [www.bppe.ca.gov](http://www.bppe.ca.gov), toll-free telephone number (888) 370-7589 or by fax (916) 263 – 1897.

\_\_\_\_\_  
Student Name – Print

\_\_\_\_\_  
Student Signature

\_\_\_\_\_  
Date

\_\_\_\_\_  
School Official

\_\_\_\_\_  
Date

## Definitions

- “Number of Students Who Began the Program” means the number of students who began a program who were scheduled to complete the program within 100% of the published program length within the reporting calendar year and excludes all students who cancelled during the cancellation period.
- “Students Available for Graduation” is the number of students who began the program minus the number of students who have died, been incarcerated, or been called to active military duty.
- “Number of On-time Graduates” is the number of students who completed the program within 100% of the published program length within the reporting calendar year.
- “On-time Completion Rate” is the number of on-time graduates divided by the number of students available for graduation.
- “150% Graduates” is the number of students who completed the program within 150% of the program length (includes on-time graduates).
- “150% Completion Rate” is the number of students who completed the program in the reported calendar year within 150% of the published program length, including on-time graduates, divided by the number of students available for graduation.
- “Graduates Available for Employment” means the number of graduates minus the number of graduates unavailable for employment.
- “Graduates Unavailable for Employment” means the graduates who, after graduation, die, become incarcerated, are called to active military duty, are international students that leave the United States or do not have a visa allowing employment in the United States, or are continuing their education in an accredited or bureau-approved postsecondary institution.
- “Graduates Employed in the Field” means graduates who beginning within six months after a student completes the applicable educational program are gainfully employed, whose employment has been reported, and for whom the institution has documented verification of employment. For occupations for which the state requires passing an examination, the six months period begins after the announcement of the examination results for the first examination available after a student completes an applicable educational program.
- “Placement Rate Employed in the Field” is calculated by dividing the number of graduates gainfully employed in the field by the number of graduates available for employment.

# NEW YORK FILM ACADEMY

COLLEGE OF VISUAL AND PERFORMING ARTS

- “Number of Graduates Taking Exam” is the number of graduates who took the first available exam in the reported calendar year.
- “First Available Exam Date” is the date for the first available exam after a student completed a program.
- “Passage Rate” is calculated by dividing the number of graduates who passed the exam by the number of graduates who took the reported licensing exam.
- “Number Who Passed First Available Exam” is the number of graduates who took and passed the first available licensing exam after completing the program.
- “Salary” is as reported by graduate or graduate’s employer.
- “No Salary Information Reported” is the number of graduates for whom, after making reasonable attempts, the school was not able to obtain salary information.



### **STUDENT'S RIGHT TO CANCEL**

The student has a right to cancel this enrollment agreement and obtain a refund. A notice of cancellation or withdrawal must be made in writing. The written request must include the following information: specific timeframes, such as the date the course started and the date of cancellation or withdrawal. Notice of Withdrawal forms are available in the Office of the Registrar. Any student who intends to cancel or withdraw must submit a signed and dated copy of the Notice of Withdrawal Form, or any other form of written notice that includes the required information to:

New York Film Academy  
3300 W. Riverside Dr.  
Burbank, CA 91505

### **REFUND INFORMATION:**

The New York Film Academy will refund 100% of the amount paid for institutional charges, less an administrative processing fee of \$100.00 if notice of cancellation is made through attendance at the first class session, or the seventh class day after enrollment, whichever is later.

Notice of cancellation or withdrawal must be made no later than \_\_\_\_\_.

After the 100% refund period described above, a student may withdraw from a course after instruction has started and receive a pro rata refund (less a non-refundable administrative processing fee of \$100.00) for the unused portion of the tuition and other refundable charges, if the student has completed 60% or less of the term's instruction.

The amount of the refund is calculated based on the student's withdrawal date. Transfer credits will be awarded with a deduction in overall tuition based on a per credit unit cost. Refunds are disbursed within 30 days of the official withdrawal from the school. The withdrawal is dated on the day that the student gave written notice to the school.



**SCHOOL PERFORMANCE FACT SHEET  
CALENDAR YEARS 2016 & 2017**

**8 Week Filmmaking – 8 Weeks**

**On-time Completion Rates (Graduation Rates)**

Include data for the two calendar years prior to reporting

Calendar Year	Number of Student Who Began the Program	Students Available for Graduation	Number of On-time Graduates	On-time Completion Rates
2016	77	74	71	96%
2017	49	49	45	92%

Student’s Initials: \_\_\_\_\_ Date: \_\_\_\_\_

Initial only after you have had sufficient time to read and understand the information.

**Students Completing with 150% of Published Program Length**

Calendar Year	Number of Student Who Began the Program	Students Available for Graduation	150% Graduates	150% Completion Rates
2016			N/A	
2017			N/A	

\*Included only if program is more than one year in length

Student’s Initials: \_\_\_\_\_ Date: \_\_\_\_\_

Initial only after you have had sufficient time to read and understand the information.





**Job Placement Rates (includes data for the two calendar years prior to reporting)**

Calendar Year	Number of Students Who Began the Program	Number of Graduates	Graduates Available for Employment	Graduates Employed in the Field	Placement Rate % Employment in the Field
2016	77	71	17	1	6%
2017	49	45	9	2	22%

You may obtain from the institution a list of the employment positions determined to be in the field for which a student received education and training. Please contact the Compliance Office.

**Gainful Employment Categories (includes data for the two calendar years prior to reporting)**

**Part Time vs. Full -Time Employment**

Calendar Year	Graduates Employed in the Field 20 to 29 hours per week	Graduates Employed in the Field at least 30 hours per week	Total Graduates Employed in the field
2016	0	1	1
2017	0	1	2

**Single Position vs. Concurrent Aggregated Positions**

Calendar Year	Graduates Employed in the Field in a single position	Graduates Employed in the Field concurrent aggregated positions	Total Graduates Employed in the field
2016	1	0	1
2017	1	0	2



**Self-Employed/Freelance Positions**

Calendar Year	Graduates Employed who are self-employed or working freelance	Total Graduates Employed in the field
2016	0	1
2017	1	2

**Institutional Employment**

Calendar Year	Graduates Employed in the field who are Employed by the Institution, an Employer Owned by the Institution, or an Employer who shares Ownership with the institution.	Total Graduates Employed in the field
2016	0	1
2017	0	2

**Student's Initials:** \_\_\_\_\_ **Date:** \_\_\_\_\_

**Initial only after you have had sufficient time to read and understand the information.**

**This Program may result in freelance or self-employment.**

- The work available to graduates of this program is usually for freelance or self-employment.
- This type of work may not be consistent.
- The period of employment can range from one day to weeks to several months.
- Hours worked in a day or week may be more or less than the traditional 8 hours work day or 40-hour work week.
- You can expect to spend unpaid time expanding your networks, advertising, promoting your services, or honing your skills.
- Once graduates being to work freelance or are self-employed, they will be asked to provide documentation that they are employed as such so that they may be counted as placed for our job placement records.
- Students initialing this disclosure understand that either a majority or all of this school's graduates are employed in this manner and understand what comprises this work style.

**Student's Initials:** \_\_\_\_\_ **Date:** \_\_\_\_\_

**Initial only after you have had sufficient time to read and understand the information.**



**License Examination Passage Rates – This program does not lead to licensing examinations**

**Salary and Wage Information (includes data for the two calendar years prior to reporting)**

Annual salary and wages reported for graduates employed in the field.

Calendar Year	Graduates Available for Employment	Graduates Employed in the Field	\$20,001 - \$25,000	\$35,001 - \$40,000	\$40,001 - \$45,000	\$45,001 - \$50,000	No Salary Information Reported
2016	17	1				1	
2017	9	2	1				1

**A list of sources used to substantiate salary disclosures is available from the school. Please contact the Compliance Office.**

**Student’s Initials: \_\_\_\_\_ Date: \_\_\_\_\_**

**Initial only after you have had sufficient time to read and understand the information.**

**COST OF EDUCATIONAL PROGRAM**

Total Charges for the program for students completing on-time in 2017: \$6,514. Additional charges may be incurred if the program is not completed on-time.

**Student’s Initials: \_\_\_\_\_ Date: \_\_\_\_\_**

**Initial only after you have had sufficient time to read and understand the information.**



**FEDERAL STUDENT LOAN DEBT**

Most recent three year cohort default rate, as reported by the United State Department of Education.*	The percentage of enrolled students in 2017 receiving federal student loans to pay for this program.	The average amount of federal student loan debt of 2017 graduates who took out federal student loans at this institution.	The percentage of graduates in 2017 who took out federal student loans to pay for this Education. Program.
6.9%	N/A	N/A	N/A

\*The percentage of students who defaulted on their federal student loans is called the Cohort Default Rate (CDR). It shows the percentage of this school’s students who were more than 270 days (9 months) behind on their federal student loans within three years of when the first payment was due. This is the most recent CDR reported by the U.S. Department of Education.

**Student’s Initials:** \_\_\_\_\_ **Date:** \_\_\_\_\_

**Initial only after you have had sufficient time to read and understand the information.**

This fact sheet is filled with the Bureau for Private Postsecondary Education. Regardless of any information you may have relating to the completion rates, starting salaries, or license exam passage rates, this fact sheet contains the information as calculated pursuant to state law.

Any questions a student may have regarding this fact sheet that have not been satisfactorily answered by the institution may be directed to the Bureau for Private Postsecondary Education at 2535 Capitol Oaks Drive, Suite 400, Sacramento, CA 95833, [www.bppe.ca.gov](http://www.bppe.ca.gov), toll-free telephone number (888) 370-7589 or by fax (916) 263 – 1897.

\_\_\_\_\_  
Student Name – Print

\_\_\_\_\_  
Student Signature

\_\_\_\_\_  
School Official

\_\_\_\_\_  
Date

\_\_\_\_\_  
Date

## Definitions

- “Number of Students Who Began the Program” means the number of students who began a program who were scheduled to complete the program within 100% of the published program length within the reporting calendar year and excludes all students who cancelled during the cancellation period.
- “Students Available for Graduation” is the number of students who began the program minus the number of students who have died, been incarcerated, or been called to active military duty.
- “Number of On-time Graduates” is the number of students who completed the program within 100% of the published program length within the reporting calendar year.
- “On-time Completion Rate” is the number of on-time graduates divided by the number of students available for graduation.
- “150% Graduates” is the number of students who completed the program within 150% of the program length (includes on-time graduates).
- “150% Completion Rate” is the number of students who completed the program in the reported calendar year within 150% of the published program length, including on-time graduates, divided by the number of students available for graduation.
- “Graduates Available for Employment” means the number of graduates minus the number of graduates unavailable for employment.
- “Graduates Unavailable for Employment” means the graduates who, after graduation, die, become incarcerated, are called to active military duty, are international students that leave the United States or do not have a visa allowing employment in the United States, or are continuing their education in an accredited or bureau-approved postsecondary institution.
- “Graduates Employed in the Field” means graduates who beginning within six months after a student completes the applicable educational program are gainfully employed, whose employment has been reported, and for whom the institution has documented verification of employment. For occupations for which the state requires passing an examination, the six months period begins after the announcement of the examination results for the first examination available after a student completes an applicable educational program.
- “Placement Rate Employed in the Field” is calculated by dividing the number of graduates gainfully employed in the field by the number of graduates available for employment.

# NEW YORK FILM ACADEMY

COLLEGE OF VISUAL AND PERFORMING ARTS

- “Number of Graduates Taking Exam” is the number of graduates who took the first available exam in the reported calendar year.
- “First Available Exam Date” is the date for the first available exam after a student completed a program.
- “Passage Rate” is calculated by dividing the number of graduates who passed the exam by the number of graduates who took the reported licensing exam.
- “Number Who Passed First Available Exam” is the number of graduates who took and passed the first available licensing exam after completing the program.
- “Salary” is as reported by graduate or graduate’s employer.
- “No Salary Information Reported” is the number of graduates for whom, after making reasonable attempts, the school was not able to obtain salary information.



### **STUDENT'S RIGHT TO CANCEL**

The student has a right to cancel this enrollment agreement and obtain a refund. A notice of cancellation or withdrawal must be made in writing. The written request must include the following information: specific timeframes, such as the date the course started and the date of cancellation or withdrawal. Notice of Withdrawal forms are available in the Office of the Registrar. Any student who intends to cancel or withdraw must submit a signed and dated copy of the Notice of Withdrawal Form, or any other form of written notice that includes the required information to:

New York Film Academy  
3300 W. Riverside Dr.  
Burbank, CA 91505

### **REFUND INFORMATION:**

The New York Film Academy will refund 100% of the amount paid for institutional charges, less an administrative processing fee of \$100.00 if notice of cancellation is made through attendance at the first class session, or the seventh class day after enrollment, whichever is later.

Notice of cancellation or withdrawal must be made no later than \_\_\_\_\_.

After the 100% refund period described above, a student may withdraw from a course after instruction has started and receive a pro rata refund (less a non-refundable administrative processing fee of \$100.00) for the unused portion of the tuition and other refundable charges, if the student has completed 60% or less of the term's instruction.

The amount of the refund is calculated based on the student's withdrawal date. Transfer credits will be awarded with a deduction in overall tuition based on a per credit unit cost. Refunds are disbursed within 30 days of the official withdrawal from the school. The withdrawal is dated on the day that the student gave written notice to the school.



**SCHOOL PERFORMANCE FACT SHEET  
CALENDAR YEARS 2016 & 2017**

**8 Week Photography – 8 Weeks**

**On-time Completion Rates (Graduation Rates)**

Include data for the two calendar years prior to reporting

Calendar Year	Number of Student Who Began the Program	Students Available for Graduation	Number of On-time Graduates	On-time Completion Rates
2016	12	12	12	100%
2017	7	7	6	86%

Student’s Initials: \_\_\_\_\_ Date: \_\_\_\_\_

Initial only after you have had sufficient time to read and understand the information.

**Students Completing with 150% of Published Program Length**

Calendar Year	Number of Student Who Began the Program	Students Available for Graduation	150% Graduates	150% Completion Rates
2016			N/A	
2017			N/A	

\*Included only if program is more than one year in length

Student’s Initials: \_\_\_\_\_ Date: \_\_\_\_\_

Initial only after you have had sufficient time to read and understand the information.





**Job Placement Rates (includes data for the two calendar years prior to reporting)**

Calendar Year	Number of Students Who Began the Program	Number of Graduates	Graduates Available for Employment	Graduates Employed in the Field	Placement Rate % Employment in the Field
2016	12	12	5	1	20%
2017	7	6	1	0	0%

You may obtain from the institution a list of the employment positions determined to be in the field for which a student received education and training. Please contact the Compliance Office.

**Gainful Employment Categories (includes data for the two calendar years prior to reporting)**

**Part Time vs. Full -Time Employment**

Calendar Year	Graduates Employed in the Field 20 to 29 hours per week	Graduates Employed in the Field at least 30 hours per week	Total Graduates Employed in the field
2016	0	1	1
2017	0	0	0

**Single Position vs. Concurrent Aggregated Positions**

Calendar Year	Graduates Employed in the Field in a single position	Graduates Employed in the Field concurrent aggregated positions	Total Graduates Employed in the field
2016	0	0	1
2017	0	0	0

# NEW YORK FILM ACADEMY

COLLEGE OF VISUAL AND PERFORMING ARTS

## Self-Employed/Freelance Positions

Calendar Year	Graduates Employed who are self-employed or working freelance	Total Graduates Employed in the field
2016	1	1
2017	0	0

## Institutional Employment

Calendar Year	Graduates Employed in the field who are Employed by the Institution, an Employer Owned by the Institution, or an Employer who shares Ownership with the institution.	Total Graduates Employed in the field
2016	0	1
2017	0	0

**Student's Initials:** \_\_\_\_\_ **Date:** \_\_\_\_\_

**Initial only after you have had sufficient time to read and understand the information.**

### This Program may result in freelance or self-employment.

- The work available to graduates of this program is usually for freelance or self-employment.
- This type of work may not be consistent.
- The period of employment can range from one day to weeks to several months.
- Hours worked in a day or week may be more or less than the traditional 8 hours work day or 40-hour work week.
- You can expect to spend unpaid time expanding your networks, advertising, promoting your services, or honing your skills.
- Once graduates begin to work freelance or are self-employed, they will be asked to provide documentation that they are employed as such so that they may be counted as placed for our job placement records.
- Students initialing this disclosure understand that either a majority or all of this school's graduates are employed in this manner and understand what comprises this work style.

**Student's Initials:** \_\_\_\_\_ **Date:** \_\_\_\_\_

**Initial only after you have had sufficient time to read and understand the information.**



**License Examination Passage Rates – This program does not lead to licensing examinations**

**Salary and Wage Information (includes data for the two calendar years prior to reporting)**

Annual salary and wages reported for graduates employed in the field.

Calendar Year	Graduates Available for Employment	Graduates Employed in the Field	\$20,001 - \$25,000	\$35,001 - \$40,000	\$40,001 - \$45,000	\$45,001 - \$50,000	No Salary Information Reported
2016	5	1					1
2017	1	0					

A list of sources used to substantiate salary disclosures is available from the school. Please contact the Compliance Office.

Student’s Initials: \_\_\_\_\_ Date: \_\_\_\_\_

Initial only after you have had sufficient time to read and understand the information.

**COST OF EDUCATIONAL PROGRAM**

Total Charges for the program for students completing on-time in 2017: \$6,514. Additional charges may be incurred if the program is not completed on-time.

Student’s Initials: \_\_\_\_\_ Date: \_\_\_\_\_

Initial only after you have had sufficient time to read and understand the information.



**FEDERAL STUDENT LOAN DEBT**

Most recent three year cohort default rate, as reported by the United State Department of Education.*	The percentage of enrolled students in 2017 receiving federal student loans to pay for this program.	The average amount of federal student loan debt of 2017 graduates who took out federal student loans at this institution.	The percentage of graduates in 2017 who took out federal student loans to pay for this Education. Program.
6.9%	N/A	N/A	N/A

\*The percentage of students who defaulted on their federal student loans is called the Cohort Default Rate (CDR). It shows the percentage of this school’s students who were more than 270 days (9 months) behind on their federal student loans within three years of when the first payment was due. This is the most recent CDR reported by the U.S. Department of Education.

**Student’s Initials:** \_\_\_\_\_ **Date:** \_\_\_\_\_

**Initial only after you have had sufficient time to read and understand the information.**

This fact sheet is filled with the Bureau for Private Postsecondary Education. Regardless of any information you may have relating to the completion rates, starting salaries, or license exam passage rates, this fact sheet contains the information as calculated pursuant to state law.

Any questions a student may have regarding this fact sheet that have not been satisfactorily answered by the institution may be directed to the Bureau for Private Postsecondary Education at 2535 Capitol Oaks Drive, Suite 400, Sacramento, CA 95833, [www.bppe.ca.gov](http://www.bppe.ca.gov), toll-free telephone number (888) 370-7589 or by fax (916) 263 – 1897.

\_\_\_\_\_  
Student Name – Print

\_\_\_\_\_  
Student Signature

\_\_\_\_\_  
Date

\_\_\_\_\_  
School Official

\_\_\_\_\_  
Date

## Definitions

- “Number of Students Who Began the Program” means the number of students who began a program who were scheduled to complete the program within 100% of the published program length within the reporting calendar year and excludes all students who cancelled during the cancellation period.
- “Students Available for Graduation” is the number of students who began the program minus the number of students who have died, been incarcerated, or been called to active military duty.
- “Number of On-time Graduates” is the number of students who completed the program within 100% of the published program length within the reporting calendar year.
- “On-time Completion Rate” is the number of on-time graduates divided by the number of students available for graduation.
- “150% Graduates” is the number of students who completed the program within 150% of the program length (includes on-time graduates).
- “150% Completion Rate” is the number of students who completed the program in the reported calendar year within 150% of the published program length, including on-time graduates, divided by the number of students available for graduation.
- “Graduates Available for Employment” means the number of graduates minus the number of graduates unavailable for employment.
- “Graduates Unavailable for Employment” means the graduates who, after graduation, die, become incarcerated, are called to active military duty, are international students that leave the United States or do not have a visa allowing employment in the United States, or are continuing their education in an accredited or bureau-approved postsecondary institution.
- “Graduates Employed in the Field” means graduates who beginning within six months after a student completes the applicable educational program are gainfully employed, whose employment has been reported, and for whom the institution has documented verification of employment. For occupations for which the state requires passing an examination, the six months period begins after the announcement of the examination results for the first examination available after a student completes an applicable educational program.
- “Placement Rate Employed in the Field” is calculated by dividing the number of graduates gainfully employed in the field by the number of graduates available for employment.

# NEW YORK FILM ACADEMY

COLLEGE OF VISUAL AND PERFORMING ARTS

- “Number of Graduates Taking Exam” is the number of graduates who took the first available exam in the reported calendar year.
- “First Available Exam Date” is the date for the first available exam after a student completed a program.
- “Passage Rate” is calculated by dividing the number of graduates who passed the exam by the number of graduates who took the reported licensing exam.
- “Number Who Passed First Available Exam” is the number of graduates who took and passed the first available licensing exam after completing the program.
- “Salary” is as reported by graduate or graduate’s employer.
- “No Salary Information Reported” is the number of graduates for whom, after making reasonable attempts, the school was not able to obtain salary information.



### **STUDENT'S RIGHT TO CANCEL**

The student has a right to cancel this enrollment agreement and obtain a refund. A notice of cancellation or withdrawal must be made in writing. The written request must include the following information: specific timeframes, such as the date the course started and the date of cancellation or withdrawal. Notice of Withdrawal forms are available in the Office of the Registrar. Any student who intends to cancel or withdraw must submit a signed and dated copy of the Notice of Withdrawal Form, or any other form of written notice that includes the required information to:

New York Film Academy  
3300 W. Riverside Dr.  
Burbank, CA 91505

### **REFUND INFORMATION:**

The New York Film Academy will refund 100% of the amount paid for institutional charges, less an administrative processing fee of \$100.00 if notice of cancellation is made through attendance at the first class session, or the seventh class day after enrollment, whichever is later.

Notice of cancellation or withdrawal must be made no later than \_\_\_\_\_.

After the 100% refund period described above, a student may withdraw from a course after instruction has started and receive a pro rata refund (less a non-refundable administrative processing fee of \$100.00) for the unused portion of the tuition and other refundable charges, if the student has completed 60% or less of the term's instruction.

The amount of the refund is calculated based on the student's withdrawal date. Transfer credits will be awarded with a deduction in overall tuition based on a per credit unit cost. Refunds are disbursed within 30 days of the official withdrawal from the school. The withdrawal is dated on the day that the student gave written notice to the school.



**SCHOOL PERFORMANCE FACT SHEET  
CALENDAR YEARS 2016 & 2017**

**8 Week Producing – Program Length**

**On-time Completion Rates (Graduation Rates)**

Include data for the two calendar years prior to reporting

Calendar Year	Number of Student Who Began the Program	Students Available for Graduation	Number of On-time Graduates	On-time Completion Rates
2016	No students enrolled in this year			
2017	6	6	5	83%

Student’s Initials: \_\_\_\_\_ Date: \_\_\_\_\_

Initial only after you have had sufficient time to read and understand the information.

**Job Placement Rates (includes data for the two calendar years prior to reporting)**

Calendar Year	Number of Students Who Began the Program	Number of Graduates	Graduates Available for Employment	Graduates Employed in the Field	Placement Rate % Employment in the Field
2016	No students enrolled in this year				
2017	6	5	0	0	0%

You may obtain from the institution a list of the employment positions determined to be in the field for which a student received education and training. Please contact the Compliance Office.





**Gainful Employment Categories (includes data for the two calendar years prior to reporting)**

**Part Time vs. Full -Time Employment**

Calendar Year	Graduates Employed in the Field 20 to 29 hours per week	Graduates Employed in the Field at least 30 hours per week	Total Graduates Employed in the field
2016	No students enrolled in this year		
2017	0	0	0

**Single Position vs. Concurrent Aggregated Positions**

Calendar Year	Graduates Employed in the Field in a single position	Graduates Employed in the Field concurrent aggregated positions	Total Graduates Employed in the field
2016	No students enrolled in this year		
2017	0	0	0

**Self-Employed/Freelance Positions**

Calendar Year	Graduates Employed who are self-employed or working freelance	Total Graduates Employed in the field
2016	No students enrolled in this year	
2017	0	0

**Institutional Employment**

Calendar Year	Graduates Employed in the field who are Employed by the Institution, an Employer Owned by the Institution, or an Employer who shares Ownership with the institution.	Total Graduates Employed in the field
2016	No students enrolled in this year	
2017	0	0

**Student's Initials:** \_\_\_\_\_ **Date:** \_\_\_\_\_

**Initial only after you have had sufficient time to read and understand the information.**



**This Program may result in freelance or self-employment.**

- The work available to graduates of this program is usually for freelance or self-employment.
- This type of work may not be consistent.
- The period of employment can range from one day to weeks to several months.
- Hours worked in a day or week may be more or less than the traditional 8 hours work day or 40-hour work week.
- You can expect to spend unpaid time expanding your networks, advertising, promoting your services, or honing your skills.
- Once graduates begin to work freelance or are self-employed, they will be asked to provide documentation that they are employed as such so that they may be counted as placed for our job placement records.
- Students initialing this disclosure understand that either a majority or all of this school’s graduates are employed in this manner and understand what comprises this work style.

Student’s Initials: \_\_\_\_\_ Date: \_\_\_\_\_

Initial only after you have had sufficient time to read and understand the information.

**License Examination Passage Rates – This program does not lead to licensing examinations**

**Salary and Wage Information (includes data for the two calendar years prior to reporting)**

Annual salary and wages reported for graduates employed in the field.

Calendar Year	Graduates Available for Employment	Graduates Employed in the Field	\$20,001 - \$25,000	\$35,001 - \$40,000	\$40,001 - \$45,000	\$45,001 - \$50,000	No Salary Information Reported
2016	No students enrolled in this year						
2017	5	0					

A list of sources used to substantiate salary disclosures is available from the school. Please contact the Compliance Office.

Student’s Initials: \_\_\_\_\_ Date: \_\_\_\_\_

Initial only after you have had sufficient time to read and understand the information.



**COST OF EDUCATIONAL PROGRAM**

Total Charges for the program for students completing on-time in 2017: \$6,514. Additional charges may be incurred if the program is not completed on-time.

**Student's Initials:** \_\_\_\_\_ **Date:** \_\_\_\_\_

**Initial only after you have had sufficient time to read and understand the information.**

**FEDERAL STUDENT LOAN DEBT**

Most recent three year cohort default rate, as reported by the United State Department of Education.*	The percentage of enrolled students in 2017 receiving federal student loans to pay for this program.	The average amount of federal student loan debt of 2017 graduates who took out federal student loans at this institution.	The percentage of graduates in 2017 who took out federal student loans to pay for this Education. Program.
6.9%	N/A	N/A	N/A

\*The percentage of students who defaulted on their federal student loans is called the Cohort Default Rate (CDR). It shows the percentage of this school's students who were more than 270 days (9 months) behind on their federal student loans within three years of when the first payment was due. This is the most recent CDR reported by the U.S. Department of Education.

**Student's Initials:** \_\_\_\_\_ **Date:** \_\_\_\_\_

**Initial only after you have had sufficient time to read and understand the information.**

This fact sheet is filled with the Bureau for Private Postsecondary Education. Regardless of any information you may have relating to the completion rates, starting salaries, or license exam passage rates, this fact sheet contains the information as calculated pursuant to state law.

Any questions a student may have regarding this fact sheet that have not been satisfactorily answered by the institution may be directed to the Bureau for Private Postsecondary Education at 2535 Capitol Oaks Drive, Suite 400, Sacramento, CA 95833, [www.bppe.ca.gov](http://www.bppe.ca.gov), toll-free telephone number (888) 370-7589 or by fax (916) 263 – 1897.



\_\_\_\_\_  
Student Name – Print

\_\_\_\_\_  
Student Signature

\_\_\_\_\_  
School Official

\_\_\_\_\_  
Date

\_\_\_\_\_  
Date

## Definitions

- “Number of Students Who Began the Program” means the number of students who began a program who were scheduled to complete the program within 100% of the published program length within the reporting calendar year and excludes all students who cancelled during the cancellation period.
- “Students Available for Graduation” is the number of students who began the program minus the number of students who have died, been incarcerated, or been called to active military duty.
- “Number of On-time Graduates” is the number of students who completed the program within 100% of the published program length within the reporting calendar year.
- “On-time Completion Rate” is the number of on-time graduates divided by the number of students available for graduation.
- “150% Graduates” is the number of students who completed the program within 150% of the program length (includes on-time graduates).
- “150% Completion Rate” is the number of students who completed the program in the reported calendar year within 150% of the published program length, including on-time graduates, divided by the number of students available for graduation.
- “Graduates Available for Employment” means the number of graduates minus the number of graduates unavailable for employment.
- “Graduates Unavailable for Employment” means the graduates who, after graduation, die, become incarcerated, are called to active military duty, are international students that leave the United States or do not have a visa allowing employment in the United States, or are continuing their education in an accredited or bureau-approved postsecondary institution.
- “Graduates Employed in the Field” means graduates who beginning within six months after a student completes the applicable educational program are gainfully employed, whose employment has been reported, and for whom the institution has documented verification of employment. For occupations for which the state requires passing an examination, the six months period begins after the announcement of the examination results for the first examination available after a student completes an applicable educational program.
- “Placement Rate Employed in the Field” is calculated by dividing the number of graduates gainfully employed in the field by the number of graduates available for employment.

# NEW YORK FILM ACADEMY

COLLEGE OF VISUAL AND PERFORMING ARTS

- “Number of Graduates Taking Exam” is the number of graduates who took the first available exam in the reported calendar year.
- “First Available Exam Date” is the date for the first available exam after a student completed a program.
- “Passage Rate” is calculated by dividing the number of graduates who passed the exam by the number of graduates who took the reported licensing exam.
- “Number Who Passed First Available Exam” is the number of graduates who took and passed the first available licensing exam after completing the program.
- “Salary” is as reported by graduate or graduate’s employer.
- “No Salary Information Reported” is the number of graduates for whom, after making reasonable attempts, the school was not able to obtain salary information.



## **STUDENT'S RIGHT TO CANCEL**

The student has a right to cancel this enrollment agreement and obtain a refund. A notice of cancellation or withdrawal must be made in writing. The written request must include the following information: specific timeframes, such as the date the course started and the date of cancellation or withdrawal. Notice of Withdrawal forms are available in the Office of the Registrar. Any student who intends to cancel or withdraw must submit a signed and dated copy of the Notice of Withdrawal Form, or any other form of written notice that includes the required information to:

New York Film Academy  
3300 W. Riverside Dr.  
Burbank, CA 91505

## **REFUND INFORMATION:**

The New York Film Academy will refund 100% of the amount paid for institutional charges, less an administrative processing fee of \$100.00 if notice of cancellation is made through attendance at the first class session, or the seventh class day after enrollment, whichever is later.

Notice of cancellation or withdrawal must be made no later than \_\_\_\_\_.

After the 100% refund period described above, a student may withdraw from a course after instruction has started and receive a pro rata refund (less a non-refundable administrative processing fee of \$100.00) for the unused portion of the tuition and other refundable charges, if the student has completed 60% or less of the term's instruction.

The amount of the refund is calculated based on the student's withdrawal date. Transfer credits will be awarded with a deduction in overall tuition based on a per credit unit cost. Refunds are disbursed within 30 days of the official withdrawal from the school. The withdrawal is dated on the day that the student gave written notice to the school.



**SCHOOL PERFORMANCE FACT SHEET  
CALENDAR YEARS 2016 & 2017**

**8 Week Screenwriting – 8 Weeks**

**On-time Completion Rates (Graduation Rates)**

Include data for the two calendar years prior to reporting

Calendar Year	Number of Student Who Began the Program	Students Available for Graduation	Number of On-time Graduates	On-time Completion Rates
2016	38	38	33	87%
2017	24	24	20	83%

Student’s Initials: \_\_\_\_\_ Date: \_\_\_\_\_

Initial only after you have had sufficient time to read and understand the information.

**Students Completing with 150% of Published Program Length**

Calendar Year	Number of Student Who Began the Program	Students Available for Graduation	150% Graduates	150% Completion Rates
2016			N/A	
2017			N/A	

\*Included only if program is more than one year in length

Student’s Initials: \_\_\_\_\_ Date: \_\_\_\_\_

Initial only after you have had sufficient time to read and understand the information.





**Job Placement Rates (includes data for the two calendar years prior to reporting)**

Calendar Year	Number of Students Who Began the Program	Number of Graduates	Graduates Available for Employment	Graduates Employed in the Field	Placement Rate % Employment in the Field
2016	38	33	8	0	0%
2017	24	20	7	0	0%

You may obtain from the institution a list of the employment positions determined to be in the field for which a student received education and training. Please contact the Compliance Office.

**Gainful Employment Categories (includes data for the two calendar years prior to reporting)**

**Part Time vs. Full -Time Employment**

Calendar Year	Graduates Employed in the Field 20 to 29 hours per week	Graduates Employed in the Field at least 30 hours per week	Total Graduates Employed in the field
2016	0	0	0
2017	0	0	0

**Single Position vs. Concurrent Aggregated Positions**

Calendar Year	Graduates Employed in the Field in a single position	Graduates Employed in the Field concurrent aggregated positions	Total Graduates Employed in the field
2016	0	0	0
2017	0	0	0



**Self-Employed/Freelance Positions**

Calendar Year	Graduates Employed who are self-employed or working freelance	Total Graduates Employed in the field
2016	0	0
2017	0	0

**Institutional Employment**

Calendar Year	Graduates Employed in the field who are Employed by the Institution, an Employer Owned by the Institution, or an Employer who shares Ownership with the institution.	Total Graduates Employed in the field
2016	0	0
2017	0	0

**Student’s Initials:** \_\_\_\_\_ **Date:** \_\_\_\_\_

**Initial only after you have had sufficient time to read and understand the information.**

**This Program may result in freelance or self-employment.**

- The work available to graduates of this program is usually for freelance or self-employment.
- This type of work may not be consistent.
- The period of employment can range from one day to weeks to several months.
- Hours worked in a day or week may be more or less than the traditional 8 hours work day or 40-hour work week.
- You can expect to spend unpaid time expanding your networks, advertising, promoting your services, or honing your skills.
- Once graduates being to work freelance or are self-employed, they will be asked to provide documentation that they are employed as such so that they may be counted as placed for our job placement records.
- Students initialing this disclosure understand that either a majority or all of this school’s graduates are employed in this manner and understand what comprises this work style.

**Student’s Initials:** \_\_\_\_\_ **Date:** \_\_\_\_\_

**Initial only after you have had sufficient time to read and understand the information.**



**License Examination Passage Rates – This program does not lead to licensing examinations**

**Salary and Wage Information (includes data for the two calendar years prior to reporting)**

Annual salary and wages reported for graduates employed in the field.

Calendar Year	Graduates Available for Employment	Graduates Employed in the Field	\$0,001 - \$5,000	\$35,001 - \$40,000	\$40,001 - \$45,000	\$45,001 - \$50,000	No Salary Information Reported
2016	8	0					
2017	0	0					

A list of sources used to substantiate salary disclosures is available from the school. Please contact the Compliance Office.

Student’s Initials: \_\_\_\_\_ Date: \_\_\_\_\_

Initial only after you have had sufficient time to read and understand the information.

**COST OF EDUCATIONAL PROGRAM**

Total Charges for the program for students completing on-time in 2017: \$3,412. Additional charges may be incurred if the program is not completed on-time.

Student’s Initials: \_\_\_\_\_ Date: \_\_\_\_\_

Initial only after you have had sufficient time to read and understand the information.



**FEDERAL STUDENT LOAN DEBT**

Most recent three year cohort default rate, as reported by the United State Department of Education.*	The percentage of enrolled students in 2017 receiving federal student loans to pay for this program.	The average amount of federal student loan debt of 2017 graduates who took out federal student loans at this institution.	The percentage of graduates in 2017 who took out federal student loans to pay for this Education. Program.
6.9%	N/A	N/A	N/A

\*The percentage of students who defaulted on their federal student loans is called the Cohort Default Rate (CDR). It shows the percentage of this school’s students who were more than 270 days (9 months) behind on their federal student loans within three years of when the first payment was due. This is the most recent CDR reported by the U.S. Department of Education.

**Student’s Initials:** \_\_\_\_\_ **Date:** \_\_\_\_\_

**Initial only after you have had sufficient time to read and understand the information.**

This fact sheet is filled with the Bureau for Private Postsecondary Education. Regardless of any information you may have relating to the completion rates, starting salaries, or license exam passage rates, this fact sheet contains the information as calculated pursuant to state law.

Any questions a student may have regarding this fact sheet that have not been satisfactorily answered by the institution may be directed to the Bureau for Private Postsecondary Education at 2535 Capitol Oaks Drive, Suite 400, Sacramento, CA 95833, [www.bppe.ca.gov](http://www.bppe.ca.gov), toll-free telephone number (888) 370-7589 or by fax (916) 263 – 1897.

\_\_\_\_\_  
Student Name – Print

\_\_\_\_\_  
Student Signature

\_\_\_\_\_  
School Official

\_\_\_\_\_  
Date

\_\_\_\_\_  
Date

## Definitions

- “Number of Students Who Began the Program” means the number of students who began a program who were scheduled to complete the program within 100% of the published program length within the reporting calendar year and excludes all students who cancelled during the cancellation period.
- “Students Available for Graduation” is the number of students who began the program minus the number of students who have died, been incarcerated, or been called to active military duty.
- “Number of On-time Graduates” is the number of students who completed the program within 100% of the published program length within the reporting calendar year.
- “On-time Completion Rate” is the number of on-time graduates divided by the number of students available for graduation.
- “150% Graduates” is the number of students who completed the program within 150% of the program length (includes on-time graduates).
- “150% Completion Rate” is the number of students who completed the program in the reported calendar year within 150% of the published program length, including on-time graduates, divided by the number of students available for graduation.
- “Graduates Available for Employment” means the number of graduates minus the number of graduates unavailable for employment.
- “Graduates Unavailable for Employment” means the graduates who, after graduation, die, become incarcerated, are called to active military duty, are international students that leave the United States or do not have a visa allowing employment in the United States, or are continuing their education in an accredited or bureau-approved postsecondary institution.
- “Graduates Employed in the Field” means graduates who beginning within six months after a student completes the applicable educational program are gainfully employed, whose employment has been reported, and for whom the institution has documented verification of employment. For occupations for which the state requires passing an examination, the six months period begins after the announcement of the examination results for the first examination available after a student completes an applicable educational program.
- “Placement Rate Employed in the Field” is calculated by dividing the number of graduates gainfully employed in the field by the number of graduates available for employment.

# NEW YORK FILM ACADEMY

COLLEGE OF VISUAL AND PERFORMING ARTS

- “Number of Graduates Taking Exam” is the number of graduates who took the first available exam in the reported calendar year.
- “First Available Exam Date” is the date for the first available exam after a student completed a program.
- “Passage Rate” is calculated by dividing the number of graduates who passed the exam by the number of graduates who took the reported licensing exam.
- “Number Who Passed First Available Exam” is the number of graduates who took and passed the first available licensing exam after completing the program.
- “Salary” is as reported by graduate or graduate’s employer.
- “No Salary Information Reported” is the number of graduates for whom, after making reasonable attempts, the school was not able to obtain salary information.



### **STUDENT'S RIGHT TO CANCEL**

The student has a right to cancel this enrollment agreement and obtain a refund. A notice of cancellation or withdrawal must be made in writing. The written request must include the following information: specific timeframes, such as the date the course started and the date of cancellation or withdrawal. Notice of Withdrawal forms are available in the Office of the Registrar. Any student who intends to cancel or withdraw must submit a signed and dated copy of the Notice of Withdrawal Form, or any other form of written notice that includes the required information to:

New York Film Academy  
3300 W. Riverside Dr.  
Burbank, CA 91505

### **REFUND INFORMATION:**

The New York Film Academy will refund 100% of the amount paid for institutional charges, less an administrative processing fee of \$100.00 if notice of cancellation is made through attendance at the first class session, or the seventh class day after enrollment, whichever is later.

Notice of cancellation or withdrawal must be made no later than \_\_\_\_\_.

After the 100% refund period described above, a student may withdraw from a course after instruction has started and receive a pro rata refund (less a non-refundable administrative processing fee of \$100.00) for the unused portion of the tuition and other refundable charges, if the student has completed 60% or less of the term's instruction.

The amount of the refund is calculated based on the student's withdrawal date. Transfer credits will be awarded with a deduction in overall tuition based on a per credit unit cost. Refunds are disbursed within 30 days of the official withdrawal from the school. The withdrawal is dated on the day that the student gave written notice to the school.



**SCHOOL PERFORMANCE FACT SHEET  
CALENDAR YEARS 2016 & 2017**

**Evening Acting for Film – 12 Weeks**

**On-time Completion Rates (Graduation Rates)**

Include data for the two calendar years prior to reporting

Calendar Year	Number of Student Who Began the Program	Students Available for Graduation	Number of On-time Graduates	On-time Completion Rates
2016	11	11	11	100%
2017	No students enrolled in this year			

Student’s Initials: \_\_\_\_\_ Date: \_\_\_\_\_

Initial only after you have had sufficient time to read and understand the information.

**Students Completing with 150% of Published Program Length**

Calendar Year	Number of Student Who Began the Program	Students Available for Graduation	150% Graduates	150% Completion Rates
2016	11	11	0	0
2017	No students enrolled in this year			

\*Included only if program is more than one year in length

Student’s Initials: \_\_\_\_\_ Date: \_\_\_\_\_

Initial only after you have had sufficient time to read and understand the information.





**Job Placement Rates (includes data for the two calendar years prior to reporting)**

Calendar Year	Number of Students Who Began the Program	Number of Graduates	Graduates Available for Employment	Graduates Employed in the Field	Placement Rate % Employment in the Field
2016	11	11	11	0	0%
2017	No students enrolled in this year				

You may obtain from the institution a list of the employment positions determined to be in the field for which a student received education and training. Please contact the Compliance Office.

**Gainful Employment Categories (includes data for the two calendar years prior to reporting)**

**Part Time vs. Full -Time Employment**

Calendar Year	Graduates Employed in the Field 20 to 29 hours per week	Graduates Employed in the Field at least 30 hours per week	Total Graduates Employed in the field
2016	0	0	0
2017	No students enrolled in this year		

**Single Position vs. Concurrent Aggregated Positions**

Calendar Year	Graduates Employed in the Field in a single position	Graduates Employed in the Field concurrent aggregated positions	Total Graduates Employed in the field
2016	0	0	0
2017	No students enrolled in this year		



**Self-Employed/Freelance Positions**

Calendar Year	Graduates Employed who are self-employed or working freelance	Total Graduates Employed in the field
2016	0	0
2017	No students enrolled in this year	

**Institutional Employment**

Calendar Year	Graduates Employed in the field who are Employed by the Institution, an Employer Owned by the Institution, or an Employer who shares Ownership with the institution.	Total Graduates Employed in the field
2016	0	0
2017	No students enrolled in this year	

**Student's Initials:** \_\_\_\_\_ **Date:** \_\_\_\_\_

**Initial only after you have had sufficient time to read and understand the information.**

**This Program may result in freelance or self-employment.**

- The work available to graduates of this program is usually for freelance or self-employment.
- This type of work may not be consistent.
- The period of employment can range from one day to weeks to several months.
- Hours worked in a day or week may be more or less than the traditional 8 hours work day or 40-hour work week.
- You can expect to spend unpaid time expanding your networks, advertising, promoting your services, or honing your skills.
- Once graduates being to work freelance or are self-employed, they will be asked to provide documentation that they are employed as such so that they may be counted as placed for our job placement records.
- Students initialing this disclosure understand that either a majority or all of this school's graduates are employed in this manner and understand what comprises this work style.

**Student's Initials:** \_\_\_\_\_ **Date:** \_\_\_\_\_

**Initial only after you have had sufficient time to read and understand the information.**



**License Examination Passage Rates – This program does not lead to licensing examinations**

**Salary and Wage Information (includes data for the two calendar years prior to reporting)**

Annual salary and wages reported for graduates employed in the field.

Calendar Year	Graduates Available for Employment	Graduates Employed in the Field	\$20,001 - \$25,000	\$35,001 - \$40,000	\$40,001 - \$45,000	\$55,001 - \$60,000	No Salary Information Reported
2016	11	0					
2017	No students enrolled in this year						

A list of sources used to substantiate salary disclosures is available from the school. Please contact the Compliance Office.

Student’s Initials: \_\_\_\_\_ Date: \_\_\_\_\_

Initial only after you have had sufficient time to read and understand the information.

**COST OF EDUCATIONAL PROGRAM**

Total Charges for the program for students completing on-time in 2017: \$3,412. Additional charges may be incurred if the program is not completed on-time.

Student’s Initials: \_\_\_\_\_ Date: \_\_\_\_\_

Initial only after you have had sufficient time to read and understand the information.



**FEDERAL STUDENT LOAN DEBT**

Most recent three year cohort default rate, as reported by the United State Department of Education.*	The percentage of enrolled students in 2016 receiving federal student loans to pay for this program.	The average amount of federal student loan debt of 2016 graduates who took out federal student loans at this institution.	The percentage of graduates in 2016 who took out federal student loans to pay for this Education. Program.
6.9%	N/A	N/A	N/A

\*The percentage of students who defaulted on their federal student loans is called the Cohort Default Rate (CDR). It shows the percentage of this school’s students who were more than 270 days (9 months) behind on their federal student loans within three years of when the first payment was due. This is the most recent CDR reported by the U.S. Department of Education.

**Student’s Initials:** \_\_\_\_\_ **Date:** \_\_\_\_\_

**Initial only after you have had sufficient time to read and understand the information.**

This fact sheet is filled with the Bureau for Private Postsecondary Education. Regardless of any information you may have relating to the completion rates, starting salaries, or license exam passage rates, this fact sheet contains the information as calculated pursuant to state law.

Any questions a student may have regarding this fact sheet that have not been satisfactorily answered by the institution may be directed to the Bureau for Private Postsecondary Education at 2535 Capitol Oaks Drive, Suite 400, Sacramento, CA 95833, [www.bppe.ca.gov](http://www.bppe.ca.gov), toll-free telephone number (888) 370-7589 or by fax (916) 263 – 1897.

\_\_\_\_\_  
Student Name – Print

\_\_\_\_\_  
Student Signature

\_\_\_\_\_  
Date

\_\_\_\_\_  
School Official

\_\_\_\_\_  
Date

## Definitions

- “Number of Students Who Began the Program” means the number of students who began a program who were scheduled to complete the program within 100% of the published program length within the reporting calendar year and excludes all students who cancelled during the cancellation period.
- “Students Available for Graduation” is the number of students who began the program minus the number of students who have died, been incarcerated, or been called to active military duty.
- “Number of On-time Graduates” is the number of students who completed the program within 100% of the published program length within the reporting calendar year.
- “On-time Completion Rate” is the number of on-time graduates divided by the number of students available for graduation.
- “150% Graduates” is the number of students who completed the program within 150% of the program length (includes on-time graduates).
- “150% Completion Rate” is the number of students who completed the program in the reported calendar year within 150% of the published program length, including on-time graduates, divided by the number of students available for graduation.
- “Graduates Available for Employment” means the number of graduates minus the number of graduates unavailable for employment.
- “Graduates Unavailable for Employment” means the graduates who, after graduation, die, become incarcerated, are called to active military duty, are international students that leave the United States or do not have a visa allowing employment in the United States, or are continuing their education in an accredited or bureau-approved postsecondary institution.
- “Graduates Employed in the Field” means graduates who beginning within six months after a student completes the applicable educational program are gainfully employed, whose employment has been reported, and for whom the institution has documented verification of employment. For occupations for which the state requires passing an examination, the six months period begins after the announcement of the examination results for the first examination available after a student completes an applicable educational program.
- “Placement Rate Employed in the Field” is calculated by dividing the number of graduates gainfully employed in the field by the number of graduates available for employment.

# NEW YORK FILM ACADEMY

COLLEGE OF VISUAL AND PERFORMING ARTS

- “Number of Graduates Taking Exam” is the number of graduates who took the first available exam in the reported calendar year.
- “First Available Exam Date” is the date for the first available exam after a student completed a program.
- “Passage Rate” is calculated by dividing the number of graduates who passed the exam by the number of graduates who took the reported licensing exam.
- “Number Who Passed First Available Exam” is the number of graduates who took and passed the first available licensing exam after completing the program.
- “Salary” is as reported by graduate or graduate’s employer.
- “No Salary Information Reported” is the number of graduates for whom, after making reasonable attempts, the school was not able to obtain salary information.



### **STUDENT'S RIGHT TO CANCEL**

The student has a right to cancel this enrollment agreement and obtain a refund. A notice of cancellation or withdrawal must be made in writing. The written request must include the following information: specific timeframes, such as the date the course started and the date of cancellation or withdrawal. Notice of Withdrawal forms are available in the Office of the Registrar. Any student who intends to cancel or withdraw must submit a signed and dated copy of the Notice of Withdrawal Form, or any other form of written notice that includes the required information to:

New York Film Academy  
3300 W. Riverside Dr.  
Burbank, CA 91505

### **REFUND INFORMATION:**

The New York Film Academy will refund 100% of the amount paid for institutional charges, less an administrative processing fee of \$100.00 if notice of cancellation is made through attendance at the first class session, or the seventh class day after enrollment, whichever is later.

Notice of cancellation or withdrawal must be made no later than \_\_\_\_\_.

After the 100% refund period described above, a student may withdraw from a course after instruction has started and receive a pro rata refund (less a non-refundable administrative processing fee of \$100.00) for the unused portion of the tuition and other refundable charges, if the student has completed 60% or less of the term's instruction.

The amount of the refund is calculated based on the student's withdrawal date. Transfer credits will be awarded with a deduction in overall tuition based on a per credit unit cost. Refunds are disbursed within 30 days of the official withdrawal from the school. The withdrawal is dated on the day that the student gave written notice to the school.



**SCHOOL PERFORMANCE FACT SHEET  
CALENDAR YEARS 2016 & 2017**

**Evening Editing – 12 Weeks**

**On-time Completion Rates (Graduation Rates)**

Include data for the two calendar years prior to reporting

Calendar Year	Number of Student Who Began the Program	Students Available for Graduation	Number of On-time Graduates	On-time Completion Rates
2016	15	14	12	86%
2017	No students enrolled in this year			

Student’s Initials: \_\_\_\_\_ Date: \_\_\_\_\_

Initial only after you have had sufficient time to read and understand the information.

**Students Completing with 150% of Published Program Length**

Calendar Year	Number of Student Who Began the Program	Students Available for Graduation	150% Graduates	150% Completion Rates
2016	N/A	N/A	N/A	N/A
2017	No students enrolled in this year			

\*Included only if program is more than one year in length

Student’s Initials: \_\_\_\_\_ Date: \_\_\_\_\_

Initial only after you have had sufficient time to read and understand the information.



# NEW YORK FILM ACADEMY

COLLEGE OF VISUAL AND PERFORMING ARTS

## Job Placement Rates (includes data for the two calendar years prior to reporting)

Calendar Year	Number of Students Who Began the Program	Number of Graduates	Graduates Available for Employment	Graduates Employed in the Field	Placement Rate % Employment in the Field
2016	15	12	0	N/A	N/A
2017	No students enrolled in this year				

You may obtain from the institution a list of the employment positions determined to be in the field for which a student received education and training. Please contact the Compliance Office.

## Gainful Employment Categories (includes data for the two calendar years prior to reporting)

### Part Time vs. Full -Time Employment

Calendar Year	Graduates Employed in the Field 20 to 29 hours per week	Graduates Employed in the Field at least 30 hours per week	Total Graduates Employed in the field
2016	N/A	N/A	N/A
2017	No students enrolled in this year		

### Single Position vs. Concurrent Aggregated Positions

Calendar Year	Graduates Employed in the Field in a single position	Graduates Employed in the Field concurrent aggregated positions	Total Graduates Employed in the field
2016	N/A	N/A	N/A
2017	No students enrolled in this year		



**Self-Employed/Freelance Positions**

Calendar Year	Graduates Employed who are self-employed or working freelance	Total Graduates Employed in the field
2016	N/A	N/A
2017	No students enrolled in this year	

**Institutional Employment**

Calendar Year	Graduates Employed in the field who are Employed by the Institution, an Employer Owned by the Institution, or an Employer who shares Ownership with the institution.	Total Graduates Employed in the field
2016	N/A	N/A
2017	No students enrolled in this year	

**Student's Initials:** \_\_\_\_\_ **Date:** \_\_\_\_\_

**Initial only after you have had sufficient time to read and understand the information.**

**This Program may result in freelance or self-employment.**

- The work available to graduates of this program is usually for freelance or self-employment.
- This type of work may not be consistent.
- The period of employment can range from one day to weeks to several months.
- Hours worked in a day or week may be more or less than the traditional 8 hours work day or 40-hour work week.
- You can expect to spend unpaid time expanding your networks, advertising, promoting your services, or honing your skills.
- Once graduates being to work freelance or are self-employed, they will be asked to provide documentation that they are employed as such so that they may be counted as placed for our job placement records.
- Students initialing this disclosure understand that either a majority or all of this school's graduates are employed in this manner and understand what comprises this work style.

**Student's Initials:** \_\_\_\_\_ **Date:** \_\_\_\_\_

**Initial only after you have had sufficient time to read and understand the information.**



**License Examination Passage Rates – This program does not lead to licensing examinations**

**Salary and Wage Information (includes data for the two calendar years prior to reporting)**

Annual salary and wages reported for graduates employed in the field.

Calendar Year	Graduates Available for Employment	Graduates Employed in the Field	\$20,001 - \$25,000	\$35,001 - \$40,000	\$40,001 - \$45,000	\$55,001 - \$60,000	No Salary Information Reported
2016	N/A	N/A					
2017	No students enrolled in this year						

**A list of sources used to substantiate salary disclosures is available from the school. Please contact the Compliance Office.**

**Student’s Initials: \_\_\_\_\_ Date: \_\_\_\_\_**

**Initial only after you have had sufficient time to read and understand the information.**

**COST OF EDUCATIONAL PROGRAM**

Total Charges for the program for students completing on-time in 2017: \$3,774. Additional charges may be incurred if the program is not completed on-time.

**Student’s Initials: \_\_\_\_\_ Date: \_\_\_\_\_**

**Initial only after you have had sufficient time to read and understand the information.**



**FEDERAL STUDENT LOAN DEBT**

Most recent three year cohort default rate, as reported by the United States Department of Education.*	The percentage of enrolled students in 2017 receiving federal student loans to pay for this program.	The average amount of federal student loan debt of 2017 graduates who took out federal student loans at this institution.	The percentage of graduates in 2017 who took out federal student loans to pay for this Education Program.
6.9%	N/A	N/A	N/A

\*The percentage of students who defaulted on their federal student loans is called the Cohort Default Rate (CDR). It shows the percentage of this school’s students who were more than 270 days (9 months) behind on their federal student loans within three years of when the first payment was due. This is the most recent CDR reported by the U.S. Department of Education.

**Student’s Initials:** \_\_\_\_\_ **Date:** \_\_\_\_\_

**Initial only after you have had sufficient time to read and understand the information.**

This fact sheet is filled with the Bureau for Private Postsecondary Education. Regardless of any information you may have relating to the completion rates, starting salaries, or license exam passage rates, this fact sheet contains the information as calculated pursuant to state law.

Any questions a student may have regarding this fact sheet that have not been satisfactorily answered by the institution may be directed to the Bureau for Private Postsecondary Education at 2535 Capitol Oaks Drive, Suite 400, Sacramento, CA 95833, [www.bppe.ca.gov](http://www.bppe.ca.gov), toll-free telephone number (888) 370-7589 or by fax (916) 263 – 1897.

\_\_\_\_\_  
Student Name – Print

\_\_\_\_\_  
Student Signature

\_\_\_\_\_  
Date

\_\_\_\_\_  
School Official

\_\_\_\_\_  
Date

## Definitions

- “Number of Students Who Began the Program” means the number of students who began a program who were scheduled to complete the program within 100% of the published program length within the reporting calendar year and excludes all students who cancelled during the cancellation period.
- “Students Available for Graduation” is the number of students who began the program minus the number of students who have died, been incarcerated, or been called to active military duty.
- “Number of On-time Graduates” is the number of students who completed the program within 100% of the published program length within the reporting calendar year.
- “On-time Completion Rate” is the number of on-time graduates divided by the number of students available for graduation.
- “150% Graduates” is the number of students who completed the program within 150% of the program length (includes on-time graduates).
- “150% Completion Rate” is the number of students who completed the program in the reported calendar year within 150% of the published program length, including on-time graduates, divided by the number of students available for graduation.
- “Graduates Available for Employment” means the number of graduates minus the number of graduates unavailable for employment.
- “Graduates Unavailable for Employment” means the graduates who, after graduation, die, become incarcerated, are called to active military duty, are international students that leave the United States or do not have a visa allowing employment in the United States, or are continuing their education in an accredited or bureau-approved postsecondary institution.
- “Graduates Employed in the Field” means graduates who beginning within six months after a student completes the applicable educational program are gainfully employed, whose employment has been reported, and for whom the institution has documented verification of employment. For occupations for which the state requires passing an examination, the six months period begins after the announcement of the examination results for the first examination available after a student completes an applicable educational program.
- “Placement Rate Employed in the Field” is calculated by dividing the number of graduates gainfully employed in the field by the number of graduates available for employment.

# NEW YORK FILM ACADEMY

COLLEGE OF VISUAL AND PERFORMING ARTS

- “Number of Graduates Taking Exam” is the number of graduates who took the first available exam in the reported calendar year.
- “First Available Exam Date” is the date for the first available exam after a student completed a program.
- “Passage Rate” is calculated by dividing the number of graduates who passed the exam by the number of graduates who took the reported licensing exam.
- “Number Who Passed First Available Exam” is the number of graduates who took and passed the first available licensing exam after completing the program.
- “Salary” is as reported by graduate or graduate’s employer.
- “No Salary Information Reported” is the number of graduates for whom, after making reasonable attempts, the school was not able to obtain salary information.



### **STUDENT'S RIGHT TO CANCEL**

The student has a right to cancel this enrollment agreement and obtain a refund. A notice of cancellation or withdrawal must be made in writing. The written request must include the following information: specific timeframes, such as the date the course started and the date of cancellation or withdrawal. Notice of Withdrawal forms are available in the Office of the Registrar. Any student who intends to cancel or withdraw must submit a signed and dated copy of the Notice of Withdrawal Form, or any other form of written notice that includes the required information to:

New York Film Academy  
3300 W. Riverside Dr.  
Burbank, CA 91505

### **REFUND INFORMATION:**

The New York Film Academy will refund 100% of the amount paid for institutional charges, less an administrative processing fee of \$100.00 if notice of cancellation is made through attendance at the first class session, or the seventh class day after enrollment, whichever is later.

Notice of cancellation or withdrawal must be made no later than \_\_\_\_\_.

After the 100% refund period described above, a student may withdraw from a course after instruction has started and receive a pro rata refund (less a non-refundable administrative processing fee of \$100.00) for the unused portion of the tuition and other refundable charges, if the student has completed 60% or less of the term's instruction.

The amount of the refund is calculated based on the student's withdrawal date. Transfer credits will be awarded with a deduction in overall tuition based on a per credit unit cost. Refunds are disbursed within 30 days of the official withdrawal from the school. The withdrawal is dated on the day that the student gave written notice to the school.



**SCHOOL PERFORMANCE FACT SHEET  
CALENDAR YEARS 2016 & 2017**

**12 Week Evening Filmmaking – 12 Week**

**On-time Completion Rates (Graduation Rates)**

**Include data for the two calendar years prior to reporting**

Calendar Year	Number of Student Who Began the Program	Students Available for Graduation	Number of On-time Graduates	On-time Completion Rates
2016	13	9	7	77%
2017	No students enrolled in this year			

**Student’s Initials: \_\_\_\_\_ Date: \_\_\_\_\_**

**Initial only after you have had sufficient time to read and understand the information.**

**Job Placement Rates (includes data for the two calendar years prior to reporting)**

Calendar Year	Number of Students Who Began the Program	Number of Graduates	Graduates Available for Employment	Graduates Employed in the Field	Placement Rate % Employment in the Field
2016	13	7	7	1	14%
2017	No students enrolled in this year				

You may obtain from the institution a list of the employment positions determined to be in the field for which a student received education and training. Please contact the Compliance Office.





**Gainful Employment Categories (includes data for the two calendar years prior to reporting)**

**Part Time vs. Full -Time Employment**

Calendar Year	Graduates Employed in the Field 20 to 29 hours per week	Graduates Employed in the Field at least 30 hours per week	Total Graduates Employed in the field
2016	1	0	1
2017	No students enrolled in this year		

**Single Position vs. Concurrent Aggregated Positions**

Calendar Year	Graduates Employed in the Field in a single position	Graduates Employed in the Field concurrent aggregated positions	Total Graduates Employed in the field
2016	1	0	1
2017	No students enrolled in this year		

**Self-Employed/Freelance Positions**

Calendar Year	Graduates Employed who are self-employed or working freelance	Total Graduates Employed in the field
2016	0	1
2017	No students enrolled in this year	

**Institutional Employment**

Calendar Year	Graduates Employed in the field who are Employed by the Institution, an Employer Owned by the Institution, or an Employer who shares Ownership with the institution.	Total Graduates Employed in the field
2016	0	1
2017	No students enrolled in this year	

# NEW YORK FILM ACADEMY

COLLEGE OF VISUAL AND PERFORMING ARTS

Student's Initials: \_\_\_\_\_ Date: \_\_\_\_\_

Initial only after you have had sufficient time to read and understand the information.

**This Program may result in freelance or self-employment.**

- The work available to graduates of this program is usually for freelance or self-employment.
- This type of work may not be consistent.
- The period of employment can range from one day to weeks to several months.
- Hours worked in a day or week may be more or less than the traditional 8 hours work day or 40-hour work week.
- You can expect to spend unpaid time expanding your networks, advertising, promoting your services, or honing your skills.
- Once graduates begin to work freelance or are self-employed, they will be asked to provide documentation that they are employed as such so that they may be counted as placed for our job placement records.
- Students initialing this disclosure understand that either a majority or all of this school's graduates are employed in this manner and understand what comprises this work style.

Student's Initials: \_\_\_\_\_ Date: \_\_\_\_\_

Initial only after you have had sufficient time to read and understand the information.

**License Examination Passage Rates – This program does not lead to licensing examinations**

**Salary and Wage Information (includes data for the two calendar years prior to reporting)**

Annual salary and wages reported for graduates employed in the field.

Calendar Year	Graduates Available for Employment	Graduates Employed in the Field	\$20,001 - \$25,000	\$35,001 - \$40,000	\$40,001 - \$45,000	\$45,001 - \$50,000	No Salary Information Reported
2016	7	1					1
2017	No students enrolled in this year						



A list of sources used to substantiate salary disclosures is available from the school. Please contact the Compliance Office.

Student's Initials: \_\_\_\_\_ Date: \_\_\_\_\_

Initial only after you have had sufficient time to read and understand the information.

**COST OF EDUCATIONAL PROGRAM**

Total Charges for the program for students completing on-time in 2017: \$3,929. Additional charges may be incurred if the program is not completed on-time.

Student's Initials: \_\_\_\_\_ Date: \_\_\_\_\_

Initial only after you have had sufficient time to read and understand the information.

**FEDERAL STUDENT LOAN DEBT**

Most recent three year cohort default rate, as reported by the United State Department of Education*	The percentage of enrolled students in 2017 receiving federal student loans to pay for this program.	The average amount of federal student loan debt of 2017 graduates who took out federal student loans at this institution.	The percentage of graduates in 2017 who took out federal student loans to pay for this Education Program.
6.9%	N/A	N/A	N/A

\*The percentage of students who defaulted on their federal student loans is called the Cohort Default Rate (CDR). It shows the percentage of this school's students who were more than 270 days (9 months) behind on their federal student loans within three years of when the first payment was due. This is the most recent CDR reported by the U.S. Department of Education.

Student's Initials: \_\_\_\_\_ Date: \_\_\_\_\_

Initial only after you have had sufficient time to read and understand the information.



This fact sheet is filled with the Bureau for Private Postsecondary Education. Regardless of any information you may have relating to the completion rates, starting salaries, or license exam passage rates, this fact sheet contains the information as calculated pursuant to state law.

Any questions a student may have regarding this fact sheet that have not been satisfactorily answered by the institution may be directed to the Bureau for Private Postsecondary Education at 2535 Capitol Oaks Drive, Suite 400, Sacramento, CA 95833, [www.bppe.ca.gov](http://www.bppe.ca.gov), toll-free telephone number (888) 370-7589 or by fax (916) 263 – 1897.

\_\_\_\_\_  
Student Name – Print

\_\_\_\_\_  
Student Signature

\_\_\_\_\_  
Date

\_\_\_\_\_  
School Official

\_\_\_\_\_  
Date

## Definitions

- “Number of Students Who Began the Program” means the number of students who began a program who were scheduled to complete the program within 100% of the published program length within the reporting calendar year and excludes all students who cancelled during the cancellation period.
- “Students Available for Graduation” is the number of students who began the program minus the number of students who have died, been incarcerated, or been called to active military duty.
- “Number of On-time Graduates” is the number of students who completed the program within 100% of the published program length within the reporting calendar year.
- “On-time Completion Rate” is the number of on-time graduates divided by the number of students available for graduation.
- “150% Graduates” is the number of students who completed the program within 150% of the program length (includes on-time graduates).
- “150% Completion Rate” is the number of students who completed the program in the reported calendar year within 150% of the published program length, including on-time graduates, divided by the number of students available for graduation.
- “Graduates Available for Employment” means the number of graduates minus the number of graduates unavailable for employment.
- “Graduates Unavailable for Employment” means the graduates who, after graduation, die, become incarcerated, are called to active military duty, are international students that leave the United States or do not have a visa allowing employment in the United States, or are continuing their education in an accredited or bureau-approved postsecondary institution.
- “Graduates Employed in the Field” means graduates who beginning within six months after a student completes the applicable educational program are gainfully employed, whose employment has been reported, and for whom the institution has documented verification of employment. For occupations for which the state requires passing an examination, the six months period begins after the announcement of the examination results for the first examination available after a student completes an applicable educational program.
- “Placement Rate Employed in the Field” is calculated by dividing the number of graduates gainfully employed in the field by the number of graduates available for employment.

# NEW YORK FILM ACADEMY

COLLEGE OF VISUAL AND PERFORMING ARTS

- “Number of Graduates Taking Exam” is the number of graduates who took the first available exam in the reported calendar year.
- “First Available Exam Date” is the date for the first available exam after a student completed a program.
- “Passage Rate” is calculated by dividing the number of graduates who passed the exam by the number of graduates who took the reported licensing exam.
- “Number Who Passed First Available Exam” is the number of graduates who took and passed the first available licensing exam after completing the program.
- “Salary” is as reported by graduate or graduate’s employer.
- “No Salary Information Reported” is the number of graduates for whom, after making reasonable attempts, the school was not able to obtain salary information.



### **STUDENT'S RIGHT TO CANCEL**

The student has a right to cancel this enrollment agreement and obtain a refund. A notice of cancellation or withdrawal must be made in writing. The written request must include the following information: specific timeframes, such as the date the course started and the date of cancellation or withdrawal. Notice of Withdrawal forms are available in the Office of the Registrar. Any student who intends to cancel or withdraw must submit a signed and dated copy of the Notice of Withdrawal Form, or any other form of written notice that includes the required information to:

New York Film Academy  
3300 W. Riverside Dr.  
Burbank, CA 91505

### **REFUND INFORMATION:**

The New York Film Academy will refund 100% of the amount paid for institutional charges, less an administrative processing fee of \$100.00 if notice of cancellation is made through attendance at the first class session, or the seventh class day after enrollment, whichever is later.

Notice of cancellation or withdrawal must be made no later than \_\_\_\_\_.

After the 100% refund period described above, a student may withdraw from a course after instruction has started and receive a pro rata refund (less a non-refundable administrative processing fee of \$100.00) for the unused portion of the tuition and other refundable charges, if the student has completed 60% or less of the term's instruction.

The amount of the refund is calculated based on the student's withdrawal date. Transfer credits will be awarded with a deduction in overall tuition based on a per credit unit cost. Refunds are disbursed within 30 days of the official withdrawal from the school. The withdrawal is dated on the day that the student gave written notice to the school.



**SCHOOL PERFORMANCE FACT SHEET  
CALENDAR YEARS 2016 & 2017**

**12 Week Evening Producing – 12 Week**

**On-time Completion Rates (Graduation Rates)**

Include data for the two calendar years prior to reporting

Calendar Year	Number of Student Who Began the Program	Students Available for Graduation	Number of On-time Graduates	On-time Completion Rates
2016	No student enrolled in 2016			
2017	No student enrolled in 2017			

Student’s Initials: \_\_\_\_\_ Date: \_\_\_\_\_

Initial only after you have had sufficient time to read and understand the information.

**Students Completing with 150% of Published Program Length**

Calendar Year	Number of Student Who Began the Program	Students Available for Graduation	150% Graduates	150% Completion Rates
2016	No student enrolled in 2016			
2017	No student enrolled in 2017			

\*Included only if program is more than one year in length

Student’s Initials: \_\_\_\_\_ Date: \_\_\_\_\_

Initial only after you have had sufficient time to read and understand the information.





**Job Placement Rates (includes data for the two calendar years prior to reporting)**

Calendar Year	Number of Students Who Began the Program	Number of Graduates	Graduates Available for Employment	Graduates Employed in the Field	Placement Rate % Employment in the Field
2016	<b>No student enrolled in 2016</b>				
2017	<b>No student enrolled in 2017</b>				

You may obtain from the institution a list of the employment positions determined to be in the field for which a student received education and training. Please contact the Compliance Office.

**Gainful Employment Categories (includes data for the two calendar years prior to reporting)**

**Part Time vs. Full -Time Employment**

Calendar Year	Graduates Employed in the Field 20 to 29 hours per week	Graduates Employed in the Field at least 30 hours per week	Total Graduates Employed in the field		
2016	<b>No student enrolled in 2016</b>				
2017	<b>No student enrolled in 2017</b>				

**Single Position vs. Concurrent Aggregated Positions**

Calendar Year	Graduates Employed in the Field in a single position	Graduates Employed in the Field concurrent aggregated positions	Total Graduates Employed in the field
2016	<b>No student enrolled in 2016</b>		

# NEW YORK FILM ACADEMY

COLLEGE OF VISUAL AND PERFORMING ARTS

2017	<b>No student enrolled in 2017</b>
------	------------------------------------

## Self-Employed/Freelance Positions

Calendar Year	Graduates Employed who are self-employed or working freelance	Total Graduates Employed in the field
2016	<b>No student enrolled in 2016</b>	
2017	<b>No student enrolled in 2017</b>	

## Institutional Employment

Calendar Year	Graduates Employed in the field who are Employed by the Institution, an Employer Owned by the Institution, or an Employer who shares Ownership with the institution.	Total Graduates Employed in the field
2016	<b>No student enrolled in 2016</b>	
2017	<b>No student enrolled in 2017</b>	

**Student's Initials:** \_\_\_\_\_ **Date:** \_\_\_\_\_

**Initial only after you have had sufficient time to read and understand the information.**

### This Program may result in freelance or self-employment.

- The work available to graduates of this program is usually for freelance or self-employment.
- This type of work may not be consistent.
- The period of employment can range from one day to weeks to several months.
- Hours worked in a day or week may be more or less than the traditional 8 hours work day or 40-hour work week.
- You can expect to spend unpaid time expanding your networks, advertising, promoting your services, or honing your skills.
- Once graduates begin to work freelance or are self-employed, they will be asked to provide documentation that they are employed as such so that they may be counted as placed for our job placement records.
- Students initialing this disclosure understand that either a majority or all of this school's graduates are employed in this manner and understand what comprises this work style.



Student's Initials: \_\_\_\_\_ Date: \_\_\_\_\_

Initial only after you have had sufficient time to read and understand the information.

**License Examination Passage Rates – This program does not lead to licensing examinations**

**Salary and Wage Information (includes data for the two calendar years prior to reporting)**

Annual salary and wages reported for graduates employed in the field.

Calendar Year	Graduates Available for Employment	Graduates Employed in the Field	\$25,001 - \$30,000	\$35,001 - \$40,000	\$40,001 - \$45,000	\$55,001 - \$60,000	No Salary Information Reported
2016	No student enrolled in 2016						
2017	No student enrolled in 2017						

A list of sources used to substantiate salary disclosures is available from the school. Please contact the Compliance Office.

Student's Initials: \_\_\_\_\_ Date: \_\_\_\_\_

Initial only after you have had sufficient time to read and understand the information.

**COST OF EDUCATIONAL PROGRAM**

Total Charges for the program for students completing on-time in 2017: \$3,981. Additional charges may be incurred if the program is not completed on-time.

Student's Initials: \_\_\_\_\_ Date: \_\_\_\_\_

Initial only after you have had sufficient time to read and understand the information.



**FEDERAL STUDENT LOAN DEBT**

Most recent three year cohort default rate, as reported by the United State Department of Education.*	The percentage of enrolled students in 2017 receiving federal student loans to pay for this program.	The average amount of federal student loan debt of 2017 graduates who took out federal student loans at this institution.	The percentage of graduates in 2017 who took out federal student loans to pay for this Education. Program.
6.9%	N/A	N/A	N/A

\*The percentage of students who defaulted on their federal student loans is called the Cohort Default Rate (CDR). It shows the percentage of this school’s students who were more than 270 days (9 months) behind on their federal student loans within three years of when the first payment was due. This is the most recent CDR reported by the U.S. Department of Education.

**Student’s Initials:** \_\_\_\_\_ **Date:** \_\_\_\_\_

**Initial only after you have had sufficient time to read and understand the information.**

This fact sheet is filled with the Bureau for Private Postsecondary Education. Regardless of any information you may have relating to the completion rates, starting salaries, or license exam passage rates, this fact sheet contains the information as calculated pursuant to state law.

Any questions a student may have regarding this fact sheet that have not been satisfactorily answered by the institution may be directed to the Bureau for Private Postsecondary Education at 2535 Capitol Oaks Drive, Suite 400, Sacramento, CA 95833, [www.bppe.ca.gov](http://www.bppe.ca.gov), toll-free telephone number (888) 370-7589 or by fax (916) 263 – 1897.

\_\_\_\_\_  
Student Name – Print

\_\_\_\_\_  
Student Signature

\_\_\_\_\_  
Date

\_\_\_\_\_  
School Official

\_\_\_\_\_  
Date

## Definitions

- “Number of Students Who Began the Program” means the number of students who began a program who were scheduled to complete the program within 100% of the published program length within the reporting calendar year and excludes all students who cancelled during the cancellation period.
- “Students Available for Graduation” is the number of students who began the program minus the number of students who have died, been incarcerated, or been called to active military duty.
- “Number of On-time Graduates” is the number of students who completed the program within 100% of the published program length within the reporting calendar year.
- “On-time Completion Rate” is the number of on-time graduates divided by the number of students available for graduation.
- “150% Graduates” is the number of students who completed the program within 150% of the program length (includes on-time graduates).
- “150% Completion Rate” is the number of students who completed the program in the reported calendar year within 150% of the published program length, including on-time graduates, divided by the number of students available for graduation.
- “Graduates Available for Employment” means the number of graduates minus the number of graduates unavailable for employment.
- “Graduates Unavailable for Employment” means the graduates who, after graduation, die, become incarcerated, are called to active military duty, are international students that leave the United States or do not have a visa allowing employment in the United States, or are continuing their education in an accredited or bureau-approved postsecondary institution.
- “Graduates Employed in the Field” means graduates who beginning within six months after a student completes the applicable educational program are gainfully employed, whose employment has been reported, and for whom the institution has documented verification of employment. For occupations for which the state requires passing an examination, the six months period begins after the announcement of the examination results for the first examination available after a student completes an applicable educational program.
- “Placement Rate Employed in the Field” is calculated by dividing the number of graduates gainfully employed in the field by the number of graduates available for employment.

# NEW YORK FILM ACADEMY

COLLEGE OF VISUAL AND PERFORMING ARTS

- “Number of Graduates Taking Exam” is the number of graduates who took the first available exam in the reported calendar year.
- “First Available Exam Date” is the date for the first available exam after a student completed a program.
- “Passage Rate” is calculated by dividing the number of graduates who passed the exam by the number of graduates who took the reported licensing exam.
- “Number Who Passed First Available Exam” is the number of graduates who took and passed the first available licensing exam after completing the program.
- “Salary” is as reported by graduate or graduate’s employer.
- “No Salary Information Reported” is the number of graduates for whom, after making reasonable attempts, the school was not able to obtain salary information.



## **STUDENT'S RIGHT TO CANCEL**

The student has a right to cancel this enrollment agreement and obtain a refund. A notice of cancellation or withdrawal must be made in writing. The written request must include the following information: specific timeframes, such as the date the course started and the date of cancellation or withdrawal. Notice of Withdrawal forms are available in the Office of the Registrar. Any student who intends to cancel or withdraw must submit a signed and dated copy of the Notice of Withdrawal Form, or any other form of written notice that includes the required information to:

New York Film Academy  
3300 W. Riverside Dr.  
Burbank, CA 91505

## **REFUND INFORMATION:**

The New York Film Academy will refund 100% of the amount paid for institutional charges, less an administrative processing fee of \$100.00 if notice of cancellation is made through attendance at the first class session, or the seventh class day after enrollment, whichever is later.

Notice of cancellation or withdrawal must be made no later than \_\_\_\_\_.

After the 100% refund period described above, a student may withdraw from a course after instruction has started and receive a pro rata refund (less a non-refundable administrative processing fee of \$100.00) for the unused portion of the tuition and other refundable charges, if the student has completed 60% or less of the term's instruction.

The amount of the refund is calculated based on the student's withdrawal date. Transfer credits will be awarded with a deduction in overall tuition based on a per credit unit cost. Refunds are disbursed within 30 days of the official withdrawal from the school. The withdrawal is dated on the day that the student gave written notice to the school.



**SCHOOL PERFORMANCE FACT SHEET  
CALENDAR YEARS 2016 & 2017**

**12 Weeks Evening Screenwriting – 12 Weeks**

**On-time Completion Rates (Graduation Rates)**

Include data for the two calendar years prior to reporting

Calendar Year	Number of Student Who Began the Program	Students Available for Graduation	Number of On-time Graduates	On-time Completion Rates
2016	7	7	6	86%
2017	No students enrolled in this year			

Student's Initials: \_\_\_\_\_ Date: \_\_\_\_\_

Initial only after you have had sufficient time to read and understand the information.

**Students Completing with 150% of Published Program Length**

Calendar Year	Number of Student Who Began the Program	Students Available for Graduation	150% Graduates	150% Completion Rates
2016	7	6	0	0
2017	No students enrolled in this year			

\*Included only if program is more than one year in length

Student's Initials: \_\_\_\_\_ Date: \_\_\_\_\_

Initial only after you have had sufficient time to read and understand the information.





**Job Placement Rates (includes data for the two calendar years prior to reporting)**

Calendar Year	Number of Students Who Began the Program	Number of Graduates	Graduates Available for Employment	Graduates Employed in the Field	Placement Rate % Employment in the Field
2016	7	6	6	2	33%
2017	No students enrolled in this year				

You may obtain from the institution a list of the employment positions determined to be in the field for which a student received education and training. Please contact the Compliance Office.

**Gainful Employment Categories (includes data for the two calendar years prior to reporting)**

**Part Time vs. Full -Time Employment**

Calendar Year	Graduates Employed in the Field 20 to 29 hours per week	Graduates Employed in the Field at least 30 hours per week	Total Graduates Employed in the field
2016	0	2	2
2017	No students enrolled in this year		

**Single Position vs. Concurrent Aggregated Positions**

Calendar Year	Graduates Employed in the Field in a single position	Graduates Employed in the Field concurrent aggregated positions	Total Graduates Employed in the field
2016	1	1	2
2017	No students enrolled in this year		



**Self-Employed/Freelance Positions**

Calendar Year	Graduates Employed who are self-employed or working freelance	Total Graduates Employed in the field
2016	1	2
2017	No students enrolled in this year	

**Institutional Employment**

Calendar Year	Graduates Employed in the field who are Employed by the Institution, an Employer Owned by the Institution, or an Employer who shares Ownership with the institution.	Total Graduates Employed in the field
2016	1	2
2017	No students enrolled in this year	

**Student's Initials: \_\_\_\_\_ Date: \_\_\_\_\_**

**Initial only after you have had sufficient time to read and understand the information.**

**This Program may result in freelance or self-employment.**

- The work available to graduates of this program is usually for freelance or self-employment.
- This type of work may not be consistent.
- The period of employment can range from one day to weeks to several months.
- Hours worked in a day or week may be more or less than the traditional 8 hours work day or 40-hour work week.
- You can expect to spend unpaid time expanding your networks, advertising, promoting your services, or honing your skills.
- Once graduates begin to work freelance or are self-employed, they will be asked to provide documentation that they are employed as such so that they may be counted as placed for our job placement records.
- Students initialing this disclosure understand that either a majority or all of this school's graduates are employed in this manner and understand what comprises this work style.

**Student's Initials: \_\_\_\_\_ Date: \_\_\_\_\_**

**Initial only after you have had sufficient time to read and understand the information.**



**License Examination Passage Rates – This program does not lead to licensing examinations**

**Salary and Wage Information (includes data for the two calendar years prior to reporting)**

Annual salary and wages reported for graduates employed in the field.

Calendar Year	Graduates Available for Employment	Graduates Employed in the Field	\$25,001 - \$30,000	\$35,001 - \$40,000	\$40,001 - \$45,000	\$45,001 - \$50,000	No Salary Information Reported
2016	6	2	1				1
2017	No students enrolled in this year						

**A list of sources used to substantiate salary disclosures is available from the school. Please contact the Compliance Office.**

**Student’s Initials: \_\_\_\_\_ Date: \_\_\_\_\_**

**Initial only after you have had sufficient time to read and understand the information.**

**COST OF EDUCATIONAL PROGRAM**

Total Charges for the program for students completing on-time in 2017: \$2,895. Additional charges may be incurred if the program is not completed on-time.

**Student’s Initials: \_\_\_\_\_ Date: \_\_\_\_\_**

**Initial only after you have had sufficient time to read and understand the information.**



**FEDERAL STUDENT LOAN DEBT**

Most recent three year cohort default rate, as reported by the United State Department of Education.*	The percentage of enrolled students in 2017 receiving federal student loans to pay for this program.	The average amount of federal student loan debt of 2017 graduates who took out federal student loans at this institution.	The percentage of graduates in 2017 who took out federal student loans to pay for this Education Program.
6.9%	N/A	N/A	N/A

\*The percentage of students who defaulted on their federal student loans is called the Cohort Default Rate (CDR). It shows the percentage of this school’s students who were more than 270 days (9 months) behind on their federal student loans within three years of when the first payment was due. This is the most recent CDR reported by the U.S. Department of Education.

**Student’s Initials:** \_\_\_\_\_ **Date:** \_\_\_\_\_

**Initial only after you have had sufficient time to read and understand the information.**

This fact sheet is filled with the Bureau for Private Postsecondary Education. Regardless of any information you may have relating to the completion rates, starting salaries, or license exam passage rates, this fact sheet contains the information as calculated pursuant to state law.

Any questions a student may have regarding this fact sheet that have not been satisfactorily answered by the institution may be directed to the Bureau for Private Postsecondary Education at 2535 Capitol Oaks Drive, Suite 400, Sacramento, CA 95833, [www.bppe.ca.gov](http://www.bppe.ca.gov), toll-free telephone number (888) 370-7589 or by fax (916) 263 – 1897.

\_\_\_\_\_  
Student Name – Print

\_\_\_\_\_  
Student Signature

\_\_\_\_\_  
School Official

\_\_\_\_\_  
Date

\_\_\_\_\_  
Date

## Definitions

- “Number of Students Who Began the Program” means the number of students who began a program who were scheduled to complete the program within 100% of the published program length within the reporting calendar year and excludes all students who cancelled during the cancellation period.
- “Students Available for Graduation” is the number of students who began the program minus the number of students who have died, been incarcerated, or been called to active military duty.
- “Number of On-time Graduates” is the number of students who completed the program within 100% of the published program length within the reporting calendar year.
- “On-time Completion Rate” is the number of on-time graduates divided by the number of students available for graduation.
- “150% Graduates” is the number of students who completed the program within 150% of the program length (includes on-time graduates).
- “150% Completion Rate” is the number of students who completed the program in the reported calendar year within 150% of the published program length, including on-time graduates, divided by the number of students available for graduation.
- “Graduates Available for Employment” means the number of graduates minus the number of graduates unavailable for employment.
- “Graduates Unavailable for Employment” means the graduates who, after graduation, die, become incarcerated, are called to active military duty, are international students that leave the United States or do not have a visa allowing employment in the United States, or are continuing their education in an accredited or bureau-approved postsecondary institution.
- “Graduates Employed in the Field” means graduates who beginning within six months after a student completes the applicable educational program are gainfully employed, whose employment has been reported, and for whom the institution has documented verification of employment. For occupations for which the state requires passing an examination, the six months period begins after the announcement of the examination results for the first examination available after a student completes an applicable educational program.
- “Placement Rate Employed in the Field” is calculated by dividing the number of graduates gainfully employed in the field by the number of graduates available for employment.

# NEW YORK FILM ACADEMY

COLLEGE OF VISUAL AND PERFORMING ARTS

- “Number of Graduates Taking Exam” is the number of graduates who took the first available exam in the reported calendar year.
- “First Available Exam Date” is the date for the first available exam after a student completed a program.
- “Passage Rate” is calculated by dividing the number of graduates who passed the exam by the number of graduates who took the reported licensing exam.
- “Number Who Passed First Available Exam” is the number of graduates who took and passed the first available licensing exam after completing the program.
- “Salary” is as reported by graduate or graduate’s employer.
- “No Salary Information Reported” is the number of graduates for whom, after making reasonable attempts, the school was not able to obtain salary information.



## **STUDENT'S RIGHT TO CANCEL**

The student has a right to cancel this enrollment agreement and obtain a refund. A notice of cancellation or withdrawal must be made in writing. The written request must include the following information: specific timeframes, such as the date the course started and the date of cancellation or withdrawal. Notice of Withdrawal forms are available in the Office of the Registrar. Any student who intends to cancel or withdraw must submit a signed and dated copy of the Notice of Withdrawal Form, or any other form of written notice that includes the required information to:

New York Film Academy  
3300 W. Riverside Dr.  
Burbank, CA 91505

## **REFUND INFORMATION:**

The New York Film Academy will refund 100% of the amount paid for institutional charges, less an administrative processing fee of \$100.00 if notice of cancellation is made through attendance at the first class session, or the seventh class day after enrollment, whichever is later.

Notice of cancellation or withdrawal must be made no later than \_\_\_\_\_.

After the 100% refund period described above, a student may withdraw from a course after instruction has started and receive a pro rata refund (less a non-refundable administrative processing fee of \$100.00) for the unused portion of the tuition and other refundable charges, if the student has completed 60% or less of the term's instruction.

The amount of the refund is calculated based on the student's withdrawal date. Transfer credits will be awarded with a deduction in overall tuition based on a per credit unit cost. Refunds are disbursed within 30 days of the official withdrawal from the school. The withdrawal is dated on the day that the student gave written notice to the school.



**SCHOOL PERFORMANCE FACT SHEET  
CALENDAR YEARS 2016 & 2017**

**AFA Acting for Film – 2 Years**

**On-time Completion Rates (Graduation Rates)**

Include data for the two calendar years prior to reporting

Calendar Year	Number of Student Who Began the Program	Students Available for Graduation	Number of On-time Graduates	On-time Completion Rates
2016	66	54	47	87%
2017	48	48	37	77%

Student’s Initials: \_\_\_\_\_ Date: \_\_\_\_\_

Initial only after you have had sufficient time to read and understand the information.

**Students Completing with 150% of Published Program Length**

Calendar Year	Number of Student Who Began the Program	Students Available for Graduation	150% Graduates	150% Completion Rates
2016	N/A			N/A
2017	N/A			N/A

\*Included only if program is more than one year in length

Student’s Initials: \_\_\_\_\_ Date: \_\_\_\_\_

Initial only after you have had sufficient time to read and understand the information.



# NEW YORK FILM ACADEMY

COLLEGE OF VISUAL AND PERFORMING ARTS

## **Job Placement Rates (includes data for the two calendar years prior to reporting)**

Calendar Year	Number of Students Who Began the Program	Number of Graduates	Graduates Available for Employment	Graduates Employed in the Field	Placement Rate % Employment in the Field
2016	66	47	46	5	11%
2017	48	37	37	7	19%

You may obtain from the institution a list of the employment positions determined to be in the field for which a student received education and training. Please contact the Compliance Office.

## **Gainful Employment Categories (includes data for the two calendar years prior to reporting)**

### **Part Time vs. Full -Time Employment**

Calendar Year	Graduates Employed in the Field 20 to 29 hours per week	Graduates Employed in the Field at least 30 hours per week	Total Graduates Employed in the field
2016	3	2	5
2017	2	3	7

### **Single Position vs. Concurrent Aggregated Positions**

Calendar Year	Graduates Employed in the Field in a single position	Graduates Employed in the Field concurrent aggregated positions	Total Graduates Employed in the field
2016	2	3	5
2017	4	0	7



**Self-Employed/Freelance Positions**

Calendar Year	Graduates Employed who are self-employed or working freelance	Total Graduates Employed in the field
2016	3	5
2017	6	7

**Institutional Employment**

Calendar Year	Graduates Employed in the field who are Employed by the Institution, an Employer Owned by the Institution, or an Employer who shares Ownership with the institution.	Total Graduates Employed in the field
2016	1	5
2017	0	7

**Student's Initials:** \_\_\_\_\_ **Date:** \_\_\_\_\_

**Initial only after you have had sufficient time to read and understand the information.**

**This Program may result in freelance or self-employment.**

- The work available to graduates of this program is usually for freelance or self-employment.
- This type of work may not be consistent.
- The period of employment can range from one day to weeks to several months.
- Hours worked in a day or week may be more or less than the traditional 8 hours work day or 40-hour work week.
- You can expect to spend unpaid time expanding your networks, advertising, promoting your services, or honing your skills.
- Once graduates being to work freelance or are self-employed, they will be asked to provide documentation that they are employed as such so that they may be counted as placed for our job placement records.
- Students initialing this disclosure understand that either a majority or all of this school's graduates are employed in this manner and understand what comprises this work style.

**Student's Initials:** \_\_\_\_\_ **Date:** \_\_\_\_\_

**Initial only after you have had sufficient time to read and understand the information.**



**License Examination Passage Rates – This program does not lead to licensing examinations**

**Salary and Wage Information (includes data for the two calendar years prior to reporting)**

Annual salary and wages reported for graduates employed in the field.

Calendar Year	Graduates Available for Employment	Graduates Employed in the Field	\$0001 - \$5000	\$25,001 - \$30,000	\$40,001 - \$45,000	\$45,001 - \$50,000	No Salary Information Reported
2016	46	5	4				1
2017	37	7					7

A list of sources used to substantiate salary disclosures is available from the school. Please contact the Compliance Office.

**Student’s Initials:** \_\_\_\_\_ **Date:** \_\_\_\_\_

**Initial only after you have had sufficient time to read and understand the information.**

**COST OF EDUCATIONAL PROGRAM**

Total Charges for the program for students completing on-time in 2017: \$65,697. Additional charges may be incurred if the program is not completed on-time.

**Student’s Initials:** \_\_\_\_\_ **Date:** \_\_\_\_\_

**Initial only after you have had sufficient time to read and understand the information.**



**FEDERAL STUDENT LOAN DEBT**

Most recent three year cohort default rate, as reported by the United State Department of Education.*	The percentage of enrolled students in 2017 receiving federal student loans to pay for this program.	The average amount of federal student loan debt of 2017 graduates who took out federal student loans at this institution.	The percentage of graduates in 2017 who took out federal student loans to pay for this Education. Program.
6.9%	31.8%	\$12,637.75	21.8%

\*The percentage of students who defaulted on their federal student loans is called the Cohort Default Rate (CDR). It shows the percentage of this school’s students who were more than 270 days (9 months) behind on their federal student loans within three years of when the first payment was due. This is the most recent CDR reported by the U.S. Department of Education.

**Student’s Initials:** \_\_\_\_\_ **Date:** \_\_\_\_\_

**Initial only after you have had sufficient time to read and understand the information.**

This fact sheet is filled with the Bureau for Private Postsecondary Education. Regardless of any information you may have relating to the completion rates, starting salaries, or license exam passage rates, this fact sheet contains the information as calculated pursuant to state law.

Any questions a student may have regarding this fact sheet that have not been satisfactorily answered by the institution may be directed to the Bureau for Private Postsecondary Education at 2535 Capitol Oaks Drive, Suite 400, Sacramento, CA 95833, [www.bppe.ca.gov](http://www.bppe.ca.gov), toll-free telephone number (888) 370-7589 or by fax (916) 263 – 1897.

\_\_\_\_\_  
Student Name – Print

\_\_\_\_\_  
Student Signature

\_\_\_\_\_  
Date

\_\_\_\_\_  
School Official

\_\_\_\_\_  
Date

## Definitions

- “Number of Students Who Began the Program” means the number of students who began a program who were scheduled to complete the program within 100% of the published program length within the reporting calendar year and excludes all students who cancelled during the cancellation period.
- “Students Available for Graduation” is the number of students who began the program minus the number of students who have died, been incarcerated, or been called to active military duty.
- “Number of On-time Graduates” is the number of students who completed the program within 100% of the published program length within the reporting calendar year.
- “On-time Completion Rate” is the number of on-time graduates divided by the number of students available for graduation.
- “150% Graduates” is the number of students who completed the program within 150% of the program length (includes on-time graduates).
- “150% Completion Rate” is the number of students who completed the program in the reported calendar year within 150% of the published program length, including on-time graduates, divided by the number of students available for graduation.
- “Graduates Available for Employment” means the number of graduates minus the number of graduates unavailable for employment.
- “Graduates Unavailable for Employment” means the graduates who, after graduation, die, become incarcerated, are called to active military duty, are international students that leave the United States or do not have a visa allowing employment in the United States, or are continuing their education in an accredited or bureau-approved postsecondary institution.
- “Graduates Employed in the Field” means graduates who beginning within six months after a student completes the applicable educational program are gainfully employed, whose employment has been reported, and for whom the institution has documented verification of employment. For occupations for which the state requires passing an examination, the six months period begins after the announcement of the examination results for the first examination available after a student completes an applicable educational program.
- “Placement Rate Employed in the Field” is calculated by dividing the number of graduates gainfully employed in the field by the number of graduates available for employment.

# NEW YORK FILM ACADEMY

COLLEGE OF VISUAL AND PERFORMING ARTS

- “Number of Graduates Taking Exam” is the number of graduates who took the first available exam in the reported calendar year.
- “First Available Exam Date” is the date for the first available exam after a student completed a program.
- “Passage Rate” is calculated by dividing the number of graduates who passed the exam by the number of graduates who took the reported licensing exam.
- “Number Who Passed First Available Exam” is the number of graduates who took and passed the first available licensing exam after completing the program.
- “Salary” is as reported by graduate or graduate’s employer.
- “No Salary Information Reported” is the number of graduates for whom, after making reasonable attempts, the school was not able to obtain salary information.



## STUDENT'S RIGHT TO CANCEL

The student has a right to cancel this enrollment agreement and obtain a refund. A notice of cancellation or withdrawal must be made in writing. The written request must include the following information: specific timeframes, such as the date the course started and the date of cancellation or withdrawal. Notice of Withdrawal forms are available in the Office of the Registrar. Any student who intends to cancel or withdraw must submit a signed and dated copy of the Notice of Withdrawal Form, or any other form of written notice that includes the required information to:

New York Film Academy  
3300 W. Riverside Dr.  
Burbank, CA 91505

## REFUND INFORMATION:

The New York Film Academy will refund 100% of the amount paid for institutional charges, less an administrative processing fee of \$100.00 if notice of cancellation is made through attendance at the first class session, or the seventh class day after enrollment, whichever is later.

Notice of cancellation or withdrawal must be made no later than \_\_\_\_\_.

After the 100% refund period described above, a student may withdraw from a course after instruction has started and receive a pro rata refund (less a non-refundable administrative processing fee of \$100.00) for the unused portion of the tuition and other refundable charges, if the student has completed 60% or less of the term's instruction.

The amount of the refund is calculated based on the student's withdrawal date. Transfer credits will be awarded with a deduction in overall tuition based on a per credit unit cost. Refunds are disbursed within 30 days of the official withdrawal from the school. The withdrawal is dated on the day that the student gave written notice to the school.



**SCHOOL PERFORMANCE FACT SHEET  
CALENDAR YEARS 2016 & 2017**

**Associate of Fine Arts Filmmaking – 2 Years**

**On-time Completion Rates (Graduation Rates)**

Include data for the two calendar years prior to reporting

Calendar Year	Number of Student Who Began the Program	Students Available for Graduation	Number of On-time Graduates	On-time Completion Rates
2016	12	5	2	40%
2017	18	18	8	44%

Student’s Initials: \_\_\_\_\_ Date: \_\_\_\_\_

Initial only after you have had sufficient time to read and understand the information.

**Students Completing with 150% of Published Program Length**

Calendar Year	Number of Student Who Began the Program	Students Available for Graduation	150% Graduates	150% Completion Rates
2016	N/A			N/A
2017	N/A			N/A

\*Included only if program is more than one year in length

Student’s Initials: \_\_\_\_\_ Date: \_\_\_\_\_

Initial only after you have had sufficient time to read and understand the information.



# NEW YORK FILM ACADEMY

COLLEGE OF VISUAL AND PERFORMING ARTS

## Job Placement Rates (includes data for the two calendar years prior to reporting)

Calendar Year	Number of Students Who Began the Program	Number of Graduates	Graduates Available for Employment	Graduates Employed in the Field	Placement Rate % Employment in the Field
2016	12	2	2	0	0
2017	18	8	7	0	0%

You may obtain from the institution a list of the employment positions determined to be in the field for which a student received education and training. Please contact the Compliance Office.

## Gainful Employment Categories (includes data for the two calendar years prior to reporting)

### Part Time vs. Full -Time Employment

Calendar Year	Graduates Employed in the Field 20 to 29 hours per week	Graduates Employed in the Field at least 30 hours per week	Total Graduates Employed in the field
2016	0	0	0
2017	0	0	0

### Single Position vs. Concurrent Aggregated Positions

Calendar Year	Graduates Employed in the Field in a single position	Graduates Employed in the Field concurrent aggregated positions	Total Graduates Employed in the field
2016	0	0	0
2017	0	0	0



**Self-Employed/Freelance Positions**

Calendar Year	Graduates Employed who are self-employed or working freelance	Total Graduates Employed in the field
2016	0	0
2017	0	0

**Institutional Employment**

Calendar Year	Graduates Employed in the field who are Employed by the Institution, an Employer Owned by the Institution, or an Employer who shares Ownership with the institution.	Total Graduates Employed in the field
2016	0	0
2017	0	0

**Student's Initials:** \_\_\_\_\_ **Date:** \_\_\_\_\_

**Initial only after you have had sufficient time to read and understand the information.**

**This Program may result in freelance or self-employment.**

- The work available to graduates of this program is usually for freelance or self-employment.
- This type of work may not be consistent.
- The period of employment can range from one day to weeks to several months.
- Hours worked in a day or week may be more or less than the traditional 8 hours work day or 40-hour work week.
- You can expect to spend unpaid time expanding your networks, advertising, promoting your services, or honing your skills.
- Once graduates being to work freelance or are self-employed, they will be asked to provide documentation that they are employed as such so that they may be counted as placed for our job placement records.
- Students initialing this disclosure understand that either a majority or all of this school's graduates are employed in this manner and understand what comprises this work style.

**Student's Initials:** \_\_\_\_\_ **Date:** \_\_\_\_\_

**Initial only after you have had sufficient time to read and understand the information.**



**License Examination Passage Rates – This program does not lead to licensing examinations**

**Salary and Wage Information (includes data for the two calendar years prior to reporting)**

Annual salary and wages reported for graduates employed in the field.

Calendar Year	Graduates Available for Employment	Graduates Employed in the Field	\$20,001 - \$25,000	\$25,001 - \$30,000	\$40,001 - \$45,000	\$45,001 - \$50,000	No Salary Information Reported
2016	2	0					
2017	7	0					

**A list of sources used to substantiate salary disclosures is available from the school. Please contact the Compliance Office.**

**Student’s Initials: \_\_\_\_\_ Date: \_\_\_\_\_**

**Initial only after you have had sufficient time to read and understand the information.**

**COST OF EDUCATIONAL PROGRAM**

Total Charges for the program for students completing on-time in 2017: \$88,323. Additional charges may be incurred if the program is not completed on-time.

**Student’s Initials: \_\_\_\_\_ Date: \_\_\_\_\_**

**Initial only after you have had sufficient time to read and understand the information.**



**FEDERAL STUDENT LOAN DEBT**

Most recent three year cohort default rate, as reported by the United State Department of Education.*	The percentage of enrolled students in 2017 receiving federal student loans to pay for this program.	The average amount of federal student loan debt of 2017 graduates who took out federal student loans at this institution.	The percentage of graduates in 2017 who took out federal student loans to pay for this Education. Program.
6.9%	37.0%	\$24,902.67	27.3%

\*The percentage of students who defaulted on their federal student loans is called the Cohort Default Rate (CDR). It shows the percentage of this school’s students who were more than 270 days (9 months) behind on their federal student loans within three years of when the first payment was due. This is the most recent CDR reported by the U.S. Department of Education.

**Student’s Initials:** \_\_\_\_\_ **Date:** \_\_\_\_\_

**Initial only after you have had sufficient time to read and understand the information.**

This fact sheet is filled with the Bureau for Private Postsecondary Education. Regardless of any information you may have relating to the completion rates, starting salaries, or license exam passage rates, this fact sheet contains the information as calculated pursuant to state law.

Any questions a student may have regarding this fact sheet that have not been satisfactorily answered by the institution may be directed to the Bureau for Private Postsecondary Education at 2535 Capitol Oaks Drive, Suite 400, Sacramento, CA 95833, [www.bppe.ca.gov](http://www.bppe.ca.gov), toll-free telephone number (888) 370-7589 or by fax (916) 263 – 1897.

\_\_\_\_\_  
Student Name – Print

\_\_\_\_\_  
Student Signature

\_\_\_\_\_  
Date

\_\_\_\_\_  
School Official

\_\_\_\_\_  
Date

## Definitions

- “Number of Students Who Began the Program” means the number of students who began a program who were scheduled to complete the program within 100% of the published program length within the reporting calendar year and excludes all students who cancelled during the cancellation period.
- “Students Available for Graduation” is the number of students who began the program minus the number of students who have died, been incarcerated, or been called to active military duty.
- “Number of On-time Graduates” is the number of students who completed the program within 100% of the published program length within the reporting calendar year.
- “On-time Completion Rate” is the number of on-time graduates divided by the number of students available for graduation.
- “150% Graduates” is the number of students who completed the program within 150% of the program length (includes on-time graduates).
- “150% Completion Rate” is the number of students who completed the program in the reported calendar year within 150% of the published program length, including on-time graduates, divided by the number of students available for graduation.
- “Graduates Available for Employment” means the number of graduates minus the number of graduates unavailable for employment.
- “Graduates Unavailable for Employment” means the graduates who, after graduation, die, become incarcerated, are called to active military duty, are international students that leave the United States or do not have a visa allowing employment in the United States, or are continuing their education in an accredited or bureau-approved postsecondary institution.
- “Graduates Employed in the Field” means graduates who beginning within six months after a student completes the applicable educational program are gainfully employed, whose employment has been reported, and for whom the institution has documented verification of employment. For occupations for which the state requires passing an examination, the six months period begins after the announcement of the examination results for the first examination available after a student completes an applicable educational program.
- “Placement Rate Employed in the Field” is calculated by dividing the number of graduates gainfully employed in the field by the number of graduates available for employment.

# NEW YORK FILM ACADEMY

COLLEGE OF VISUAL AND PERFORMING ARTS

- “Number of Graduates Taking Exam” is the number of graduates who took the first available exam in the reported calendar year.
- “First Available Exam Date” is the date for the first available exam after a student completed a program.
- “Passage Rate” is calculated by dividing the number of graduates who passed the exam by the number of graduates who took the reported licensing exam.
- “Number Who Passed First Available Exam” is the number of graduates who took and passed the first available licensing exam after completing the program.
- “Salary” is as reported by graduate or graduate’s employer.
- “No Salary Information Reported” is the number of graduates for whom, after making reasonable attempts, the school was not able to obtain salary information.



## **STUDENT'S RIGHT TO CANCEL**

The student has a right to cancel this enrollment agreement and obtain a refund. A notice of cancellation or withdrawal must be made in writing. The written request must include the following information: specific timeframes, such as the date the course started and the date of cancellation or withdrawal. Notice of Withdrawal forms are available in the Office of the Registrar. Any student who intends to cancel or withdraw must submit a signed and dated copy of the Notice of Withdrawal Form, or any other form of written notice that includes the required information to:

New York Film Academy  
3300 W. Riverside Dr.  
Burbank, CA 91505

## **REFUND INFORMATION:**

The New York Film Academy will refund 100% of the amount paid for institutional charges, less an administrative processing fee of \$100.00 if notice of cancellation is made through attendance at the first class session, or the seventh class day after enrollment, whichever is later.

Notice of cancellation or withdrawal must be made no later than \_\_\_\_\_.

After the 100% refund period described above, a student may withdraw from a course after instruction has started and receive a pro rata refund (less a non-refundable administrative processing fee of \$100.00) for the unused portion of the tuition and other refundable charges, if the student has completed 60% or less of the term's instruction.

The amount of the refund is calculated based on the student's withdrawal date. Transfer credits will be awarded with a deduction in overall tuition based on a per credit unit cost. Refunds are disbursed within 30 days of the official withdrawal from the school. The withdrawal is dated on the day that the student gave written notice to the school.



**SCHOOL PERFORMANCE FACT SHEET  
CALENDAR YEARS 2016 & 2017**

**Associate of Fine Arts in Game Design – 2 Years**

**On-time Completion Rates (Graduation Rates)**

Include data for the two calendar years prior to reporting

Calendar Year	Number of Student Who Began the Program	Students Available for Graduation	Number of On-time Graduates	On-time Completion Rates
2016	1	1	1	100%
2017	1	1	0	0%

Student’s Initials: \_\_\_\_\_ Date: \_\_\_\_\_

Initial only after you have had sufficient time to read and understand the information.

**Students Completing with 150% of Published Program Length**

Calendar Year	Number of Student Who Began the Program	Students Available for Graduation	150% Graduates	150% Completion Rates
2016	N/A			N/A
2017	N/A			N/A

\*Included only if program is more than one year in length

Student’s Initials: \_\_\_\_\_ Date: \_\_\_\_\_

Initial only after you have had sufficient time to read and understand the information.



# NEW YORK FILM ACADEMY

COLLEGE OF VISUAL AND PERFORMING ARTS

## Job Placement Rates (includes data for the two calendar years prior to reporting)

Calendar Year	Number of Students Who Began the Program	Number of Graduates	Graduates Available for Employment	Graduates Employed in the Field	Placement Rate % Employment in the Field
2016	1	1	0	N/A	N/A
2017	1	0	0	0	0%

You may obtain from the institution a list of the employment positions determined to be in the field for which a student received education and training. Please contact the Compliance Office.

## Gainful Employment Categories (includes data for the two calendar years prior to reporting)

### Part Time vs. Full -Time Employment

Calendar Year	Graduates Employed in the Field 20 to 29 hours per week	Graduates Employed in the Field at least 30 hours per week	Total Graduates Employed in the field
2016	N/A	N/A	N/A
2017	0	0	0

### Single Position vs. Concurrent Aggregated Positions

Calendar Year	Graduates Employed in the Field in a single position	Graduates Employed in the Field concurrent aggregated positions	Total Graduates Employed in the field
2016	N/A	N/A	N/A
2017	0	0	0



**Self-Employed/Freelance Positions**

Calendar Year	Graduates Employed who are self-employed or working freelance	Total Graduates Employed in the field
2016	N/A	N/A
2017	0	0

**Institutional Employment**

Calendar Year	Graduates Employed in the field who are Employed by the Institution, an Employer Owned by the Institution, or an Employer who shares Ownership with the institution.	Total Graduates Employed in the field
2016	N/A	N/A
2017	0	0

**Student's Initials:** \_\_\_\_\_ **Date:** \_\_\_\_\_

**Initial only after you have had sufficient time to read and understand the information.**

**This Program may result in freelance or self-employment.**

- The work available to graduates of this program is usually for freelance or self-employment.
- This type of work may not be consistent.
- The period of employment can range from one day to weeks to several months.
- Hours worked in a day or week may be more or less than the traditional 8 hours work day or 40-hour work week.
- You can expect to spend unpaid time expanding your networks, advertising, promoting your services, or honing your skills.
- Once graduates being to work freelance or are self-employed, they will be asked to provide documentation that they are employed as such so that they may be counted as placed for our job placement records.
- Students initialing this disclosure understand that either a majority or all of this school's graduates are employed in this manner and understand what comprises this work style.

**Student's Initials:** \_\_\_\_\_ **Date:** \_\_\_\_\_

**Initial only after you have had sufficient time to read and understand the information.**



**License Examination Passage Rates – This program does not lead to licensing examinations**

**Salary and Wage Information (includes data for the two calendar years prior to reporting)**

Annual salary and wages reported for graduates employed in the field.

Calendar Year	Graduates Available for Employment	Graduates Employed in the Field	\$10,001 - \$15,000	\$20,001 - \$25,000	\$40,001 - \$45,000	\$45,001 - \$50,000	No Salary Information Reported
2016	0	N/A	N/A	N/A	N/A	N/A	N/A
2017	1	0					

A list of sources used to substantiate salary disclosures is available from the school. Please contact the Compliance Office.

Student’s Initials: \_\_\_\_\_ Date: \_\_\_\_\_

Initial only after you have had sufficient time to read and understand the information.

**COST OF EDUCATIONAL PROGRAM**

Total Charges for the program for students completing on-time in 2017: \$66,741. Additional charges may be incurred if the program is not completed on-time.

Student’s Initials: \_\_\_\_\_ Date: \_\_\_\_\_

Initial only after you have had sufficient time to read and understand the information.



**FEDERAL STUDENT LOAN DEBT**

<b>Most recent three year cohort default rate, as reported by the United State Department of Education.*</b>	<b>The percentage of enrolled students in 2017 receiving federal student loans to pay for this program.</b>	<b>The average amount of federal student loan debt of 2017 graduates who took out federal student loans at this institution.</b>	<b>The percentage of graduates in 2017 who took out federal student loans to pay for this Education. Program.</b>
100%	0%	\$0	0%

\*The percentage of students who defaulted on their federal student loans is called the Cohort Default Rate (CDR). It shows the percentage of this school’s students who were more than 270 days (9 months) behind on their federal student loans within three years of when the first payment was due. This is the most recent CDR reported by the U.S. Department of Education.

**Student’s Initials:** \_\_\_\_\_ **Date:** \_\_\_\_\_

**Initial only after you have had sufficient time to read and understand the information.**

This fact sheet is filled with the Bureau for Private Postsecondary Education. Regardless of any information you may have relating to the completion rates, starting salaries, or license exam passage rates, this fact sheet contains the information as calculated pursuant to state law.

Any questions a student may have regarding this fact sheet that have not been satisfactorily answered by the institution may be directed to the Bureau for Private Postsecondary Education at 2535 Capitol Oaks Drive, Suite 400, Sacramento, CA 95833, [www.bppe.ca.gov](http://www.bppe.ca.gov), toll-free telephone number (888) 370-7589 or by fax (916) 263 – 1897.

\_\_\_\_\_  
Student Name – Print

\_\_\_\_\_  
Student Signature

\_\_\_\_\_  
Date

\_\_\_\_\_  
School Official

\_\_\_\_\_  
Date

## Definitions

- “Number of Students Who Began the Program” means the number of students who began a program who were scheduled to complete the program within 100% of the published program length within the reporting calendar year and excludes all students who cancelled during the cancellation period.
- “Students Available for Graduation” is the number of students who began the program minus the number of students who have died, been incarcerated, or been called to active military duty.
- “Number of On-time Graduates” is the number of students who completed the program within 100% of the published program length within the reporting calendar year.
- “On-time Completion Rate” is the number of on-time graduates divided by the number of students available for graduation.
- “150% Graduates” is the number of students who completed the program within 150% of the program length (includes on-time graduates).
- “150% Completion Rate” is the number of students who completed the program in the reported calendar year within 150% of the published program length, including on-time graduates, divided by the number of students available for graduation.
- “Graduates Available for Employment” means the number of graduates minus the number of graduates unavailable for employment.
- “Graduates Unavailable for Employment” means the graduates who, after graduation, die, become incarcerated, are called to active military duty, are international students that leave the United States or do not have a visa allowing employment in the United States, or are continuing their education in an accredited or bureau-approved postsecondary institution.
- “Graduates Employed in the Field” means graduates who beginning within six months after a student completes the applicable educational program are gainfully employed, whose employment has been reported, and for whom the institution has documented verification of employment. For occupations for which the state requires passing an examination, the six months period begins after the announcement of the examination results for the first examination available after a student completes an applicable educational program.
- “Placement Rate Employed in the Field” is calculated by dividing the number of graduates gainfully employed in the field by the number of graduates available for employment.

# NEW YORK FILM ACADEMY

COLLEGE OF VISUAL AND PERFORMING ARTS

- “Number of Graduates Taking Exam” is the number of graduates who took the first available exam in the reported calendar year.
- “First Available Exam Date” is the date for the first available exam after a student completed a program.
- “Passage Rate” is calculated by dividing the number of graduates who passed the exam by the number of graduates who took the reported licensing exam.
- “Number Who Passed First Available Exam” is the number of graduates who took and passed the first available licensing exam after completing the program.
- “Salary” is as reported by graduate or graduate’s employer.
- “No Salary Information Reported” is the number of graduates for whom, after making reasonable attempts, the school was not able to obtain salary information.



## **STUDENT'S RIGHT TO CANCEL**

The student has a right to cancel this enrollment agreement and obtain a refund. A notice of cancellation or withdrawal must be made in writing. The written request must include the following information: specific timeframes, such as the date the course started and the date of cancellation or withdrawal. Notice of Withdrawal forms are available in the Office of the Registrar. Any student who intends to cancel or withdraw must submit a signed and dated copy of the Notice of Withdrawal Form, or any other form of written notice that includes the required information to:

New York Film Academy  
3300 W. Riverside Dr.  
Burbank, CA 91505

## **REFUND INFORMATION:**

The New York Film Academy will refund 100% of the amount paid for institutional charges, less an administrative processing fee of \$100.00 if notice of cancellation is made through attendance at the first class session, or the seventh class day after enrollment, whichever is later.

Notice of cancellation or withdrawal must be made no later than \_\_\_\_\_.

After the 100% refund period described above, a student may withdraw from a course after instruction has started and receive a pro rata refund (less a non-refundable administrative processing fee of \$100.00) for the unused portion of the tuition and other refundable charges, if the student has completed 60% or less of the term's instruction.

The amount of the refund is calculated based on the student's withdrawal date. Transfer credits will be awarded with a deduction in overall tuition based on a per credit unit cost. Refunds are disbursed within 30 days of the official withdrawal from the school. The withdrawal is dated on the day that the student gave written notice to the school.



**SCHOOL PERFORMANCE FACT SHEET  
CALENDAR YEARS 2016 & 2017**

Associate of Fine Arts in Producing – 2 years

**On-time Completion Rates (Graduation Rates)**

Include data for the two calendar years prior to reporting

Calendar Year	Number of Student Who Began the Program	Students Available for Graduation	Number of On-time Graduates	On-time Completion Rates
2016	6	4	4	100%
2017	2	2	1	50%

Student’s Initials: \_\_\_\_\_ Date: \_\_\_\_\_

Initial only after you have had sufficient time to read and understand the information.

**Students Completing with 150% of Published Program Length**

Calendar Year	Number of Student Who Began the Program	Students Available for Graduation	150% Graduates	150% Completion Rates
2016	n/a			n/a
2017	n/a			n/a

\*Included only if program is more than one year in length

Student’s Initials: \_\_\_\_\_ Date: \_\_\_\_\_

Initial only after you have had sufficient time to read and understand the information.



# NEW YORK FILM ACADEMY

COLLEGE OF VISUAL AND PERFORMING ARTS

## **Job Placement Rates (includes data for the two calendar years prior to reporting)**

Calendar Year	Number of Students Who Began the Program	Number of Graduates	Graduates Available for Employment	Graduates Employed in the Field	Placement Rate % Employment in the Field
2016	6	4	3	0	0
2017	2	1	1	0	0

You may obtain from the institution a list of the employment positions determined to be in the field for which a student received education and training. Please contact the Compliance Office.

## **Gainful Employment Categories (includes data for the two calendar years prior to reporting)**

### **Part Time vs. Full -Time Employment**

Calendar Year	Graduates Employed in the Field 20 to 29 hours per week	Graduates Employed in the Field at least 30 hours per week	Total Graduates Employed in the field
2016	0	0	0
2017	0	0	0

### **Single Position vs. Concurrent Aggregated Positions**

Calendar Year	Graduates Employed in the Field in a single position	Graduates Employed in the Field concurrent aggregated positions	Total Graduates Employed in the field
2016	0	0	0
2017	0	0	0



**Self-Employed/Freelance Positions**

Calendar Year	Graduates Employed who are self-employed or working freelance	Total Graduates Employed in the field
2016	0	0
2017	0	0

**Institutional Employment**

Calendar Year	Graduates Employed in the field who are Employed by the Institution, an Employer Owned by the Institution, or an Employer who shares Ownership with the institution.	Total Graduates Employed in the field
2016	0	0
2017	0	0

**Student's Initials:** \_\_\_\_\_ **Date:** \_\_\_\_\_

**Initial only after you have had sufficient time to read and understand the information.**

**This Program may result in freelance or self-employment.**

- The work available to graduates of this program is usually for freelance or self-employment.
- This type of work may not be consistent.
- The period of employment can range from one day to weeks to several months.
- Hours worked in a day or week may be more or less than the traditional 8 hours work day or 40-hour work week.
- You can expect to spend unpaid time expanding your networks, advertising, promoting your services, or honing your skills.
- Once graduates being to work freelance or are self-employed, they will be asked to provide documentation that they are employed as such so that they may be counted as placed for our job placement records.
- Students initialing this disclosure understand that either a majority or all of this school's graduates are employed in this manner and understand what comprises this work style.

**Student's Initials:** \_\_\_\_\_ **Date:** \_\_\_\_\_

**Initial only after you have had sufficient time to read and understand the information.**



**License Examination Passage Rates – This program does not lead to licensing examinations**

**Salary and Wage Information (includes data for the two calendar years prior to reporting)**

Annual salary and wages reported for graduates employed in the field.

Calendar Year	Graduates Available for Employment	Graduates Employed in the Field	\$25,001 - \$30,000	\$35,001 - \$40,000	\$40,001 - \$45,000	\$45,001 - \$50,000	No Salary Information Reported
2016	3	0					
2017	1	0					

A list of sources used to substantiate salary disclosures is available from the school. Please contact the Compliance Office.

Student’s Initials: \_\_\_\_\_ Date: \_\_\_\_\_

Initial only after you have had sufficient time to read and understand the information.

**COST OF EDUCATIONAL PROGRAM**

Total Charges for the program for students completing on-time in 2017: \$83,422. Additional charges may be incurred if the program is not completed on-time.

Student’s Initials: \_\_\_\_\_ Date: \_\_\_\_\_

Initial only after you have had sufficient time to read and understand the information.



**FEDERAL STUDENT LOAN DEBT**

Most recent three year cohort default rate, as reported by the United State Department of Education.*	The percentage of enrolled students in 2017 receiving federal student loans to pay for this program.	The average amount of federal student loan debt of 2017 graduates who took out federal student loans at this institution.	The percentage of graduates in 2017 who took out federal student loans to pay for this Education. Program.
6.9%	0%	\$0	0%

\*The percentage of students who defaulted on their federal student loans is called the Cohort Default Rate (CDR). It shows the percentage of this school’s students who were more than 270 days (9 months) behind on their federal student loans within three years of when the first payment was due. This is the most recent CDR reported by the U.S. Department of Education.

**Student’s Initials:** \_\_\_\_\_ **Date:** \_\_\_\_\_

**Initial only after you have had sufficient time to read and understand the information.**

This fact sheet is filled with the Bureau for Private Postsecondary Education. Regardless of any information you may have relating to the completion rates, starting salaries, or license exam passage rates, this fact sheet contains the information as calculated pursuant to state law.

Any questions a student may have regarding this fact sheet that have not been satisfactorily answered by the institution may be directed to the Bureau for Private Postsecondary Education at 2535 Capitol Oaks Drive, Suite 400, Sacramento, CA 95833, [www.bppe.ca.gov](http://www.bppe.ca.gov), toll-free telephone number (888) 370-7589 or by fax (916) 263 – 1897.

\_\_\_\_\_  
Student Name – Print

\_\_\_\_\_  
Student Signature

\_\_\_\_\_  
School Official

\_\_\_\_\_  
Date

\_\_\_\_\_  
Date

## Definitions

- “Number of Students Who Began the Program” means the number of students who began a program who were scheduled to complete the program within 100% of the published program length within the reporting calendar year and excludes all students who cancelled during the cancellation period.
- “Students Available for Graduation” is the number of students who began the program minus the number of students who have died, been incarcerated, or been called to active military duty.
- “Number of On-time Graduates” is the number of students who completed the program within 100% of the published program length within the reporting calendar year.
- “On-time Completion Rate” is the number of on-time graduates divided by the number of students available for graduation.
- “150% Graduates” is the number of students who completed the program within 150% of the program length (includes on-time graduates).
- “150% Completion Rate” is the number of students who completed the program in the reported calendar year within 150% of the published program length, including on-time graduates, divided by the number of students available for graduation.
- “Graduates Available for Employment” means the number of graduates minus the number of graduates unavailable for employment.
- “Graduates Unavailable for Employment” means the graduates who, after graduation, die, become incarcerated, are called to active military duty, are international students that leave the United States or do not have a visa allowing employment in the United States, or are continuing their education in an accredited or bureau-approved postsecondary institution.
- “Graduates Employed in the Field” means graduates who beginning within six months after a student completes the applicable educational program are gainfully employed, whose employment has been reported, and for whom the institution has documented verification of employment. For occupations for which the state requires passing an examination, the six months period begins after the announcement of the examination results for the first examination available after a student completes an applicable educational program.
- “Placement Rate Employed in the Field” is calculated by dividing the number of graduates gainfully employed in the field by the number of graduates available for employment.

# NEW YORK FILM ACADEMY

COLLEGE OF VISUAL AND PERFORMING ARTS

- “Number of Graduates Taking Exam” is the number of graduates who took the first available exam in the reported calendar year.
- “First Available Exam Date” is the date for the first available exam after a student completed a program.
- “Passage Rate” is calculated by dividing the number of graduates who passed the exam by the number of graduates who took the reported licensing exam.
- “Number Who Passed First Available Exam” is the number of graduates who took and passed the first available licensing exam after completing the program.
- “Salary” is as reported by graduate or graduate’s employer.
- “No Salary Information Reported” is the number of graduates for whom, after making reasonable attempts, the school was not able to obtain salary information.



## STUDENT'S RIGHT TO CANCEL

The student has a right to cancel this enrollment agreement and obtain a refund. A notice of cancellation or withdrawal must be made in writing. The written request must include the following information: specific timeframes, such as the date the course started and the date of cancellation or withdrawal. Notice of Withdrawal forms are available in the Office of the Registrar. Any student who intends to cancel or withdraw must submit a signed and dated copy of the Notice of Withdrawal Form, or any other form of written notice that includes the required information to:

New York Film Academy  
3300 W. Riverside Dr.  
Burbank, CA 91505

## REFUND INFORMATION:

The New York Film Academy will refund 100% of the amount paid for institutional charges, less an administrative processing fee of \$100.00 if notice of cancellation is made through attendance at the first class session, or the seventh class day after enrollment, whichever is later.

Notice of cancellation or withdrawal must be made no later than \_\_\_\_\_.

After the 100% refund period described above, a student may withdraw from a course after instruction has started and receive a pro rata refund (less a non-refundable administrative processing fee of \$100.00) for the unused portion of the tuition and other refundable charges, if the student has completed 60% or less of the term's instruction.

The amount of the refund is calculated based on the student's withdrawal date. Transfer credits will be awarded with a deduction in overall tuition based on a per credit unit cost. Refunds are disbursed within 30 days of the official withdrawal from the school. The withdrawal is dated on the day that the student gave written notice to the school.



**SCHOOL PERFORMANCE FACT SHEET  
CALENDAR YEARS 2016 & 2017**

**Associate Fine Arts in Screenwriting – 2 Years**

**On-time Completion Rates (Graduation Rates)**

Include data for the two calendar years prior to reporting

Calendar Year	Number of Student Who Began the Program	Students Available for Graduation	Number of On-time Graduates	On-time Completion Rates
2016	4	3	2	66%
2017	4	4	2	50%

Student’s Initials: \_\_\_\_\_ Date: \_\_\_\_\_

Initial only after you have had sufficient time to read and understand the information.

**Students Completing with 150% of Published Program Length**

Calendar Year	Number of Student Who Began the Program	Students Available for Graduation	150% Graduates	150% Completion Rates
2016	n/a			n/a
2017	n/a			n/a

\*Included only if program is more than one year in length

Student’s Initials: \_\_\_\_\_ Date: \_\_\_\_\_

Initial only after you have had sufficient time to read and understand the information.





**Job Placement Rates (includes data for the two calendar years prior to reporting)**

Calendar Year	Number of Students Who Began the Program	Number of Graduates	Graduates Available for Employment	Graduates Employed in the Field	Placement Rate % Employment in the Field
2016	4	2	2	1	50%
2017	4	2	2	1	50%

You may obtain from the institution a list of the employment positions determined to be in the field for which a student received education and training. Please contact the Compliance Office.

**Gainful Employment Categories (includes data for the two calendar years prior to reporting)**

**Part Time vs. Full -Time Employment**

Calendar Year	Graduates Employed in the Field 20 to 29 hours per week	Graduates Employed in the Field at least 30 hours per week	Total Graduates Employed in the field
2016	1	0	1
2017	0	1	1

**Single Position vs. Concurrent Aggregated Positions**

Calendar Year	Graduates Employed in the Field in a single position	Graduates Employed in the Field concurrent aggregated positions	Total Graduates Employed in the field
2016	0	0	1
2017	0	1	1



**Self-Employed/Freelance Positions**

Calendar Year	Graduates Employed who are self-employed or working freelance	Total Graduates Employed in the field
2016	1	1
2017	0	1

**Institutional Employment**

Calendar Year	Graduates Employed in the field who are Employed by the Institution, an Employer Owned by the Institution, or an Employer who shares Ownership with the institution.	Total Graduates Employed in the field
2016	0	1
2017	0	1

**Student's Initials:** \_\_\_\_\_ **Date:** \_\_\_\_\_

**Initial only after you have had sufficient time to read and understand the information.**

**This Program may result in freelance or self-employment.**

- The work available to graduates of this program is usually for freelance or self-employment.
- This type of work may not be consistent.
- The period of employment can range from one day to weeks to several months.
- Hours worked in a day or week may be more or less than the traditional 8 hours work day or 40-hour work week.
- You can expect to spend unpaid time expanding your networks, advertising, promoting your services, or honing your skills.
- Once graduates being to work freelance or are self-employed, they will be asked to provide documentation that they are employed as such so that they may be counted as placed for our job placement records.
- Students initialing this disclosure understand that either a majority or all of this school's graduates are employed in this manner and understand what comprises this work style.

**Student's Initials:** \_\_\_\_\_ **Date:** \_\_\_\_\_

**Initial only after you have had sufficient time to read and understand the information.**



**License Examination Passage Rates – This program does not lead to licensing examinations**

**Salary and Wage Information (includes data for the two calendar years prior to reporting)**

Annual salary and wages reported for graduates employed in the field.

Calendar Year	Graduates Available for Employment	Graduates Employed in the Field	\$25,001 - \$30,000	\$35,001 - \$40,000	\$40,001 - \$45,000	\$45,001 - \$50,000	No Salary Information Reported
2016	2	1					1
2017	2	1					1

A list of sources used to substantiate salary disclosures is available from the school. Please contact the Compliance Office.

**Student’s Initials: \_\_\_\_\_ Date: \_\_\_\_\_**

**Initial only after you have had sufficient time to read and understand the information.**

**COST OF EDUCATIONAL PROGRAM**

Total Charges for the program for students completing on-time in 2017: \$58,396. Additional charges may be incurred if the program is not completed on-time.

**Student’s Initials: \_\_\_\_\_ Date: \_\_\_\_\_**

**Initial only after you have had sufficient time to read and understand the information.**



**FEDERAL STUDENT LOAN DEBT**

Most recent three year cohort default rate, as reported by the United State Department of Education.*	The percentage of enrolled students in 2017 receiving federal student loans to pay for this program.	The average amount of federal student loan debt of 2017 graduates who took out federal student loans at this institution.	The percentage of graduates in 2017 who took out federal student loans to pay for this Education. Program.
6.9%	75%	\$15,832.00	100%

\*The percentage of students who defaulted on their federal student loans is called the Cohort Default Rate (CDR). It shows the percentage of this school’s students who were more than 270 days (9 months) behind on their federal student loans within three years of when the first payment was due. This is the most recent CDR reported by the U.S. Department of Education.

**Student’s Initials:** \_\_\_\_\_ **Date:** \_\_\_\_\_

**Initial only after you have had sufficient time to read and understand the information.**

This fact sheet is filled with the Bureau for Private Postsecondary Education. Regardless of any information you may have relating to the completion rates, starting salaries, or license exam passage rates, this fact sheet contains the information as calculated pursuant to state law.

Any questions a student may have regarding this fact sheet that have not been satisfactorily answered by the institution may be directed to the Bureau for Private Postsecondary Education at 2535 Capitol Oaks Drive, Suite 400, Sacramento, CA 95833, [www.bppe.ca.gov](http://www.bppe.ca.gov), toll-free telephone number (888) 370-7589 or by fax (916) 263 – 1897.

\_\_\_\_\_  
Student Name – Print

\_\_\_\_\_  
Student Signature

\_\_\_\_\_  
Date

\_\_\_\_\_  
School Official

\_\_\_\_\_  
Date

## Definitions

- “Number of Students Who Began the Program” means the number of students who began a program who were scheduled to complete the program within 100% of the published program length within the reporting calendar year and excludes all students who cancelled during the cancellation period.
- “Students Available for Graduation” is the number of students who began the program minus the number of students who have died, been incarcerated, or been called to active military duty.
- “Number of On-time Graduates” is the number of students who completed the program within 100% of the published program length within the reporting calendar year.
- “On-time Completion Rate” is the number of on-time graduates divided by the number of students available for graduation.
- “150% Graduates” is the number of students who completed the program within 150% of the program length (includes on-time graduates).
- “150% Completion Rate” is the number of students who completed the program in the reported calendar year within 150% of the published program length, including on-time graduates, divided by the number of students available for graduation.
- “Graduates Available for Employment” means the number of graduates minus the number of graduates unavailable for employment.
- “Graduates Unavailable for Employment” means the graduates who, after graduation, die, become incarcerated, are called to active military duty, are international students that leave the United States or do not have a visa allowing employment in the United States, or are continuing their education in an accredited or bureau-approved postsecondary institution.
- “Graduates Employed in the Field” means graduates who beginning within six months after a student completes the applicable educational program are gainfully employed, whose employment has been reported, and for whom the institution has documented verification of employment. For occupations for which the state requires passing an examination, the six months period begins after the announcement of the examination results for the first examination available after a student completes an applicable educational program.
- “Placement Rate Employed in the Field” is calculated by dividing the number of graduates gainfully employed in the field by the number of graduates available for employment.

# NEW YORK FILM ACADEMY

COLLEGE OF VISUAL AND PERFORMING ARTS

- “Number of Graduates Taking Exam” is the number of graduates who took the first available exam in the reported calendar year.
- “First Available Exam Date” is the date for the first available exam after a student completed a program.
- “Passage Rate” is calculated by dividing the number of graduates who passed the exam by the number of graduates who took the reported licensing exam.
- “Number Who Passed First Available Exam” is the number of graduates who took and passed the first available licensing exam after completing the program.
- “Salary” is as reported by graduate or graduate’s employer.
- “No Salary Information Reported” is the number of graduates for whom, after making reasonable attempts, the school was not able to obtain salary information.



## **STUDENT'S RIGHT TO CANCEL**

The student has a right to cancel this enrollment agreement and obtain a refund. A notice of cancellation or withdrawal must be made in writing. The written request must include the following information: specific timeframes, such as the date the course started and the date of cancellation or withdrawal. Notice of Withdrawal forms are available in the Office of the Registrar. Any student who intends to cancel or withdraw must submit a signed and dated copy of the Notice of Withdrawal Form, or any other form of written notice that includes the required information to:

New York Film Academy  
3300 W. Riverside Dr.  
Burbank, CA 91505

## **REFUND INFORMATION:**

The New York Film Academy will refund 100% of the amount paid for institutional charges, less an administrative processing fee of \$100.00 if notice of cancellation is made through attendance at the first class session, or the seventh class day after enrollment, whichever is later.

Notice of cancellation or withdrawal must be made no later than \_\_\_\_\_.

After the 100% refund period described above, a student may withdraw from a course after instruction has started and receive a pro rata refund (less a non-refundable administrative processing fee of \$100.00) for the unused portion of the tuition and other refundable charges, if the student has completed 60% or less of the term's instruction.

The amount of the refund is calculated based on the student's withdrawal date. Transfer credits will be awarded with a deduction in overall tuition based on a per credit unit cost. Refunds are disbursed within 30 days of the official withdrawal from the school. The withdrawal is dated on the day that the student gave written notice to the school.



**SCHOOL PERFORMANCE FACT SHEET  
CALENDAR YEARS 2016 & 2017**

**BA Media Studies – 3 Years**

**On-time Completion Rates (Graduation Rates)**

**Include data for the two calendar years prior to reporting**

This program is new. Therefore, the number of students who graduate, the number of students who are placed, or the starting salary you can earn after finishing the educational program are unknown at this time. Information regarding general salary and placement statistics may be available from government sources or from the institution, but it is not equivalent to actual performance data. This information will be available once a cohort of students enrolled in the program.

**Student’s Initials: \_\_\_\_\_ Date: \_\_\_\_\_**

**Initial only after you have had sufficient time to read and understand the information.**

**Job Placement Rates (includes data for the two calendar years prior to reporting)**

This program is new. Therefore, the number of students who graduate, the number of students who are placed, or the starting salary you can earn after finishing the educational program are unknown at this time. Information regarding general salary and placement statistics may be available from government sources or from the institution, but it is not equivalent to actual performance data. This information will be available once a cohort of students enrolled in the program.

**Gainful Employment Categories (includes data for the two calendar years prior to reporting)**

This program is new. Therefore, the number of students who graduate, the number of students who are placed, or the starting salary you can earn after finishing the educational program are unknown at this time. Information regarding general salary and placement statistics may be available from government sources or from the institution, but it is not equivalent to actual performance data. This information will be available once a cohort of students enrolled in the program.





Student's Initials: \_\_\_\_\_ Date: \_\_\_\_\_

Initial only after you have had sufficient time to read and understand the information.

**This Program may result in freelance or self-employment.**

- The work available to graduates of this program is usually for freelance or self-employment.
- This type of work may not be consistent.
- The period of employment can range from one day to weeks to several months.
- Hours worked in a day or week may be more or less than the traditional 8 hours work day or 40-hour work week.
- You can expect to spend unpaid time expanding your networks, advertising, promoting your services, or honing your skills.
- Once graduates begin to work freelance or are self-employed, they will be asked to provide documentation that they are employed as such so that they may be counted as placed for our job placement records.
- Students initialing this disclosure understand that either a majority or all of this school's graduates are employed in this manner and understand what comprises this work style.

Student's Initials: \_\_\_\_\_ Date: \_\_\_\_\_

Initial only after you have had sufficient time to read and understand the information.

**License Examination Passage Rates – This program does not lead to licensing examinations**

**Salary and Wage Information (includes data for the two calendar years prior to reporting)**

This program is new. Therefore, the number of students who graduate, the number of students who are placed, or the starting salary you can earn after finishing the educational program are unknown at this time. Information regarding general salary and placement statistics may be available from government sources or from the institution, but it is not



equivalent to actual performance data. This information will be available once a cohort of students enrolled in the program.

**Student's Initials:** \_\_\_\_\_ **Date:** \_\_\_\_\_

**Initial only after you have had sufficient time to read and understand the information.**

**COST OF EDUCATIONAL PROGRAM**

Total Charges for the program for students completing on-time in 2017: \$102,243. Additional charges may be incurred if the program is not completed on-time.

**Student's Initials:** \_\_\_\_\_ **Date:** \_\_\_\_\_

**Initial only after you have had sufficient time to read and understand the information.**

**FEDERAL STUDENT LOAN DEBT**

Most recent three year cohort default rate, as reported by the United State Department of Education.*	The percentage of enrolled students in 2017 receiving federal student loans to pay for this program.	The average amount of federal student loan debt of 2017 graduates who took out federal student loans at this institution.	The percentage of graduates in 2017 who took out federal student loans to pay for this Education. Program.
6.9%	N/A	N/A	N/A

The percentage of students who defaulted on their federal student loans is called the Cohort Default Rate (CDR). It shows the percentage of this school's students who were more than 270 days (9 months) behind on their federal student loans within three years of when the first payment was due. This is the most recent CDR reported by the U.S. Department of Education.

**Student's Initials:** \_\_\_\_\_ **Date:** \_\_\_\_\_

**Initial only after you have had sufficient time to read and understand the information.**



This fact sheet is filled with the Bureau for Private Postsecondary Education. Regardless of any information you may have relating to the completion rates, starting salaries, or license exam passage rates, this fact sheet contains the information as calculated pursuant to state law.

Any questions a student may have regarding this fact sheet that have not been satisfactorily answered by the institution may be directed to the Bureau for Private Postsecondary Education at 2535 Capitol Oaks Drive, Suite 400, Sacramento, CA 95833, [www.bppe.ca.gov](http://www.bppe.ca.gov), toll-free telephone number (888) 370-7589 or by fax (916) 263 – 1897.

\_\_\_\_\_  
Student Name – Print

\_\_\_\_\_  
Student Signature

\_\_\_\_\_  
School Official

\_\_\_\_\_  
Date

\_\_\_\_\_  
Date

## Definitions

- “Number of Students Who Began the Program” means the number of students who began a program who were scheduled to complete the program within 100% of the published program length within the reporting calendar year and excludes all students who cancelled during the cancellation period.
- “Students Available for Graduation” is the number of students who began the program minus the number of students who have died, been incarcerated, or been called to active military duty.
- “Number of On-time Graduates” is the number of students who completed the program within 100% of the published program length within the reporting calendar year.
- “On-time Completion Rate” is the number of on-time graduates divided by the number of students available for graduation.
- “150% Graduates” is the number of students who completed the program within 150% of the program length (includes on-time graduates).
- “150% Completion Rate” is the number of students who completed the program in the reported calendar year within 150% of the published program length, including on-time graduates, divided by the number of students available for graduation.
- “Graduates Available for Employment” means the number of graduates minus the number of graduates unavailable for employment.
- “Graduates Unavailable for Employment” means the graduates who, after graduation, die, become incarcerated, are called to active military duty, are international students that leave the United States or do not have a visa allowing employment in the United States, or are continuing their education in an accredited or bureau-approved postsecondary institution.
- “Graduates Employed in the Field” means graduates who beginning within six months after a student completes the applicable educational program are gainfully employed, whose employment has been reported, and for whom the institution has documented verification of employment. For occupations for which the state requires passing an examination, the six months period begins after the announcement of the examination results for the first examination available after a student completes an applicable educational program.
- “Placement Rate Employed in the Field” is calculated by dividing the number of graduates gainfully employed in the field by the number of graduates available for employment.

# NEW YORK FILM ACADEMY

COLLEGE OF VISUAL AND PERFORMING ARTS

- “Number of Graduates Taking Exam” is the number of graduates who took the first available exam in the reported calendar year.
- “First Available Exam Date” is the date for the first available exam after a student completed a program.
- “Passage Rate” is calculated by dividing the number of graduates who passed the exam by the number of graduates who took the reported licensing exam.
- “Number Who Passed First Available Exam” is the number of graduates who took and passed the first available licensing exam after completing the program.
- “Salary” is as reported by graduate or graduate’s employer.
- “No Salary Information Reported” is the number of graduates for whom, after making reasonable attempts, the school was not able to obtain salary information.



## **STUDENT'S RIGHT TO CANCEL**

The student has a right to cancel this enrollment agreement and obtain a refund. A notice of cancellation or withdrawal must be made in writing. The written request must include the following information: specific timeframes, such as the date the course started and the date of cancellation or withdrawal. Notice of Withdrawal forms are available in the Office of the Registrar. Any student who intends to cancel or withdraw must submit a signed and dated copy of the Notice of Withdrawal Form, or any other form of written notice that includes the required information to:

New York Film Academy  
3300 W. Riverside Dr.  
Burbank, CA 91505

## **REFUND INFORMATION:**

The New York Film Academy will refund 100% of the amount paid for institutional charges, less an administrative processing fee of \$100.00 if notice of cancellation is made through attendance at the first class session, or the seventh class day after enrollment, whichever is later.

Notice of cancellation or withdrawal must be made no later than \_\_\_\_\_.

After the 100% refund period described above, a student may withdraw from a course after instruction has started and receive a pro rata refund (less a non-refundable administrative processing fee of \$100.00) for the unused portion of the tuition and other refundable charges, if the student has completed 60% or less of the term's instruction.

The amount of the refund is calculated based on the student's withdrawal date. Transfer credits will be awarded with a deduction in overall tuition based on a per credit unit cost. Refunds are disbursed within 30 days of the official withdrawal from the school. The withdrawal is dated on the day that the student gave written notice to the school.



**SCHOOL PERFORMANCE FACT SHEET  
CALENDAR YEARS 2016 & 2017**

**Bachelor of Fine Arts in Acting for Film – 3 Years**

**On-time Completion Rates (Graduation Rates)**

Include data for the two calendar years prior to reporting

Calendar Year	Number of Student Who Began the Program	Students Available for Graduation	Number of On-time Graduates	On-time Completion Rates
2016	84	59	52	88%
2017	130	130	85	65%

Student’s Initials: \_\_\_\_\_ Date: \_\_\_\_\_

Initial only after you have had sufficient time to read and understand the information.

**Students Completing with 150% of Published Program Length**

Calendar Year	Number of Student Who Began the Program	Students Available for Graduation	150% Graduates	150% Completion Rates
2016	n/a			n/a
2017	n/a			n/a

\*Included only if program is more than one year in length

Student’s Initials: \_\_\_\_\_ Date: \_\_\_\_\_

Initial only after you have had sufficient time to read and understand the information.



**Job Placement Rates (includes data for the two calendar years prior to reporting)**

Calendar Year	Number of Students Who Began the Program	Number of Graduates	Graduates Available for Employment	Graduates Employed in the Field	Placement Rate % Employment in the Field
2016	84	55	55	6	11%
2017	130	85	85	12	14%

You may obtain from the institution a list of the employment positions determined to be in the field for which a student received education and training. Please contact the Compliance Office.

**Gainful Employment Categories (includes data for the two calendar years prior to reporting)**

**Part Time vs. Full -Time Employment**

Calendar Year	Graduates Employed in the Field 20 to 29 hours per week	Graduates Employed in the Field at least 30 hours per week	Total Graduates Employed in the field
2016	4	2	6
2017	3	2	12

**Single Position vs. Concurrent Aggregated Positions**

Calendar Year	Graduates Employed in the Field in a single position	Graduates Employed in the Field concurrent aggregated positions	Total Graduates Employed in the field
2016	1	5	6
2017	0	0	12





**Self-Employed/Freelance Positions**

Calendar Year	Graduates Employed who are self-employed or working freelance	Total Graduates Employed in the field
2016	3	6
2017	7	12

**Institutional Employment**

Calendar Year	Graduates Employed in the field who are Employed by the Institution, an Employer Owned by the Institution, or an Employer who shares Ownership with the institution.	Total Graduates Employed in the field
2016	0	6
2017	1	12

**Student's Initials:** \_\_\_\_\_ **Date:** \_\_\_\_\_

**Initial only after you have had sufficient time to read and understand the information.**

**This Program may result in freelance or self-employment.**

- The work available to graduates of this program is usually for freelance or self-employment.
- This type of work may not be consistent.
- The period of employment can range from one day to weeks to several months.
- Hours worked in a day or week may be more or less than the traditional 8 hours work day or 40-hour work week.
- You can expect to spend unpaid time expanding your networks, advertising, promoting your services, or honing your skills.
- Once graduates begin to work freelance or are self-employed, they will be asked to provide documentation that they are employed as such so that they may be counted as placed for our job placement records.
- Students initialing this disclosure understand that either a majority or all of this school's graduates are employed in this manner and understand what comprises this work style.

**Student's Initials:** \_\_\_\_\_ **Date:** \_\_\_\_\_

**Initial only after you have had sufficient time to read and understand the information.**



**License Examination Passage Rates – This program does not lead to licensing examinations**

**Salary and Wage Information (includes data for the two calendar years prior to reporting)**

Annual salary and wages reported for graduates employed in the field.

Calendar Year	Graduates Available for Employment	Graduates Employed in the Field	\$0,001 - \$5,000	\$5,001 - \$10,000	\$15,001 - \$20,000	\$25,001 - \$30,000	\$45,001 - \$50,000	No Salary Information Reported
2016	55	6	2		2			2
2017	85	12		1		2		9

A list of sources used to substantiate salary disclosures is available from the school. Please contact the Compliance Office.

Student’s Initials: \_\_\_\_\_ Date: \_\_\_\_\_

Initial only after you have had sufficient time to read and understand the information.

**COST OF EDUCATIONAL PROGRAM**

Total Charges for the program for students completing on-time in 2017: \$105,441. Additional charges may be incurred if the program is not completed on-time.

Student’s Initials: \_\_\_\_\_ Date: \_\_\_\_\_

Initial only after you have had sufficient time to read and understand the information.



**FEDERAL STUDENT LOAN DEBT**

Most recent three year cohort default rate, as reported by the United State Department of Education.*	The percentage of enrolled students in 2017 receiving federal student loans to pay for this program.	The average amount of federal student loan debt of 2017 graduates who took out federal student loans at this institution.	The percentage of graduates in 2017 who took out federal student loans to pay for this Education. Program.
6.9%	34.3%	\$30,387.50	34.3%

\*The percentage of students who defaulted on their federal student loans is called the Cohort Default Rate (CDR). It shows the percentage of this school’s students who were more than 270 days (9 months) behind on their federal student loans within three years of when the first payment was due. This is the most recent CDR reported by the U.S. Department of Education.

**Student’s Initials:** \_\_\_\_\_ **Date:** \_\_\_\_\_

**Initial only after you have had sufficient time to read and understand the information.**

This fact sheet is filled with the Bureau for Private Postsecondary Education. Regardless of any information you may have relating to the completion rates, starting salaries, or license exam passage rates, this fact sheet contains the information as calculated pursuant to state law.

Any questions a student may have regarding this fact sheet that have not been satisfactorily answered by the institution may be directed to the Bureau for Private Postsecondary Education at 2535 Capitol Oaks Drive, Suite 400, Sacramento, CA 95833, [www.bppe.ca.gov](http://www.bppe.ca.gov), toll-free telephone number (888) 370-7589 or by fax (916) 263 – 1897.

\_\_\_\_\_  
Student Name – Print

\_\_\_\_\_  
Student Signature

\_\_\_\_\_  
Date

\_\_\_\_\_  
School Official

\_\_\_\_\_  
Date

## Definitions

- “Number of Students Who Began the Program” means the number of students who began a program who were scheduled to complete the program within 100% of the published program length within the reporting calendar year and excludes all students who cancelled during the cancellation period.
- “Students Available for Graduation” is the number of students who began the program minus the number of students who have died, been incarcerated, or been called to active military duty.
- “Number of On-time Graduates” is the number of students who completed the program within 100% of the published program length within the reporting calendar year.
- “On-time Completion Rate” is the number of on-time graduates divided by the number of students available for graduation.
- “150% Graduates” is the number of students who completed the program within 150% of the program length (includes on-time graduates).
- “150% Completion Rate” is the number of students who completed the program in the reported calendar year within 150% of the published program length, including on-time graduates, divided by the number of students available for graduation.
- “Graduates Available for Employment” means the number of graduates minus the number of graduates unavailable for employment.
- “Graduates Unavailable for Employment” means the graduates who, after graduation, die, become incarcerated, are called to active military duty, are international students that leave the United States or do not have a visa allowing employment in the United States, or are continuing their education in an accredited or bureau-approved postsecondary institution.
- “Graduates Employed in the Field” means graduates who beginning within six months after a student completes the applicable educational program are gainfully employed, whose employment has been reported, and for whom the institution has documented verification of employment. For occupations for which the state requires passing an examination, the six months period begins after the announcement of the examination results for the first examination available after a student completes an applicable educational program.
- “Placement Rate Employed in the Field” is calculated by dividing the number of graduates gainfully employed in the field by the number of graduates available for employment.

# NEW YORK FILM ACADEMY

COLLEGE OF VISUAL AND PERFORMING ARTS

- “Number of Graduates Taking Exam” is the number of graduates who took the first available exam in the reported calendar year.
- “First Available Exam Date” is the date for the first available exam after a student completed a program.
- “Passage Rate” is calculated by dividing the number of graduates who passed the exam by the number of graduates who took the reported licensing exam.
- “Number Who Passed First Available Exam” is the number of graduates who took and passed the first available licensing exam after completing the program.
- “Salary” is as reported by graduate or graduate’s employer.
- “No Salary Information Reported” is the number of graduates for whom, after making reasonable attempts, the school was not able to obtain salary information.



## STUDENT'S RIGHT TO CANCEL

The student has a right to cancel this enrollment agreement and obtain a refund. A notice of cancellation or withdrawal must be made in writing. The written request must include the following information: specific timeframes, such as the date the course started and the date of cancellation or withdrawal. Notice of Withdrawal forms are available in the Office of the Registrar. Any student who intends to cancel or withdraw must submit a signed and dated copy of the Notice of Withdrawal Form, or any other form of written notice that includes the required information to:

New York Film Academy  
3300 W. Riverside Dr.  
Burbank, CA 91505

## REFUND INFORMATION:

The New York Film Academy will refund 100% of the amount paid for institutional charges, less an administrative processing fee of \$100.00 if notice of cancellation is made through attendance at the first class session, or the seventh class day after enrollment, whichever is later.

Notice of cancellation or withdrawal must be made no later than \_\_\_\_\_.

After the 100% refund period described above, a student may withdraw from a course after instruction has started and receive a pro rata refund (less a non-refundable administrative processing fee of \$100.00) for the unused portion of the tuition and other refundable charges, if the student has completed 60% or less of the term's instruction.

The amount of the refund is calculated based on the student's withdrawal date. Transfer credits will be awarded with a deduction in overall tuition based on a per credit unit cost. Refunds are disbursed within 30 days of the official withdrawal from the school. The withdrawal is dated on the day that the student gave written notice to the school.



**SCHOOL PERFORMANCE FACT SHEET  
CALENDAR YEARS 2016 & 2017**

**Bachelor of Fine Arts in Filmmaking – 3 Years**

**On-time Completion Rates (Graduation Rates)**

Include data for the two calendar years prior to reporting

Calendar Year	Number of Student Who Began the Program	Students Available for Graduation	Number of On-time Graduates	On-time Completion Rates
2016	109	80	75	94%
2017	162	162	114	70%

Student’s Initials: \_\_\_\_\_ Date: \_\_\_\_\_

Initial only after you have had sufficient time to read and understand the information.

**Students Completing with 150% of Published Program Length**

Calendar Year	Number of Student Who Began the Program	Students Available for Graduation	150% Graduates	150% Completion Rates
2016	n/a			n/a
2017	n/a			n/a

\*Included only if program is more than one year in length

Student’s Initials: \_\_\_\_\_ Date: \_\_\_\_\_

Initial only after you have had sufficient time to read and understand the information.



**Job Placement Rates (includes data for the two calendar years prior to reporting)**

Calendar Year	Number of Students Who Began the Program	Number of Graduates	Graduates Available for Employment	Graduates Employed in the Field	Placement Rate % Employment in the Field
2016	109	78	77	8	10%
2017	162	114	87	24	28%

You may obtain from the institution a list of the employment positions determined to be in the field for which a student received education and training. Please contact the Compliance Office.

**Gainful Employment Categories (includes data for the two calendar years prior to reporting)**

**Part Time vs. Full -Time Employment**

Calendar Year	Graduates Employed in the Field 20 to 29 hours per week	Graduates Employed in the Field at least 30 hours per week	Total Graduates Employed in the field
2016	2	6	8
2017	5	10	24

**Single Position vs. Concurrent Aggregated Positions**

Calendar Year	Graduates Employed in the Field in a single position	Graduates Employed in the Field concurrent aggregated positions	Total Graduates Employed in the field
2016	3	5	8
2017	10	5	24





**Self-Employed/Freelance Positions**

Calendar Year	Graduates Employed who are self-employed or working freelance	Total Graduates Employed in the field
2016	2	8
2017	17	24

**Institutional Employment**

Calendar Year	Graduates Employed in the field who are Employed by the Institution, an Employer Owned by the Institution, or an Employer who shares Ownership with the institution.	Total Graduates Employed in the field
2016	1	8
2017	0	24

**Student's Initials:** \_\_\_\_\_ **Date:** \_\_\_\_\_

**Initial only after you have had sufficient time to read and understand the information.**

**This Program may result in freelance or self-employment.**

- The work available to graduates of this program is usually for freelance or self-employment.
- This type of work may not be consistent.
- The period of employment can range from one day to weeks to several months.
- Hours worked in a day or week may be more or less than the traditional 8 hours work day or 40-hour work week.
- You can expect to spend unpaid time expanding your networks, advertising, promoting your services, or honing your skills.
- Once graduates being to work freelance or are self-employed, they will be asked to provide documentation that they are employed as such so that they may be counted as placed for our job placement records.
- Students initialing this disclosure understand that either a majority or all of this school's graduates are employed in this manner and understand what comprises this work style.

**Student's Initials:** \_\_\_\_\_ **Date:** \_\_\_\_\_

**Initial only after you have had sufficient time to read and understand the information.**



**License Examination Passage Rates – This program does not lead to licensing examinations**

**Salary and Wage Information (includes data for the two calendar years prior to reporting)**

Annual salary and wages reported for graduates employed in the field.

Calendar Year	Graduates Available for Employment	Graduates Employed in the Field	\$10,001 - \$15,000	\$15,001 - \$20,000	\$20,001 - \$25,000	\$25,001 - \$30,000	\$30,001 - \$45,000	\$45,001 - \$55,000	No Salary Information Reported
2016	77	8				1		1	6
2017	87	24	2	2	1	1	1		17

A list of sources used to substantiate salary disclosures is available from the school. Please contact the Compliance Office.

Student’s Initials: \_\_\_\_\_ Date: \_\_\_\_\_

Initial only after you have had sufficient time to read and understand the information.

**COST OF EDUCATIONAL PROGRAM**

Total Charges for the program for students completing on-time in 2017: \$138,834. Additional charges may be incurred if the program is not completed on-time.

Student’s Initials: \_\_\_\_\_ Date: \_\_\_\_\_

Initial only after you have had sufficient time to read and understand the information.



**FEDERAL STUDENT LOAN DEBT**

Most recent three year cohort default rate, as reported by the United State Department of Education.*	The percentage of enrolled students in 2017 receiving federal student loans to pay for this program.	The average amount of federal student loan debt of 2017 graduates who took out federal student loans at this institution.	The percentage of graduates in 2017 who took out federal student loans to pay for this Education. Program.
6.9%	21.1%	\$32,652.97	19.1%

\*The percentage of students who defaulted on their federal student loans is called the Cohort Default Rate (CDR). It shows the percentage of this school’s students who were more than 270 days (9 months) behind on their federal student loans within three years of when the first payment was due. This is the most recent CDR reported by the U.S. Department of Education.

**Student’s Initials:** \_\_\_\_\_ **Date:** \_\_\_\_\_

**Initial only after you have had sufficient time to read and understand the information.**

This fact sheet is filled with the Bureau for Private Postsecondary Education. Regardless of any information you may have relating to the completion rates, starting salaries, or license exam passage rates, this fact sheet contains the information as calculated pursuant to state law.

Any questions a student may have regarding this fact sheet that have not been satisfactorily answered by the institution may be directed to the Bureau for Private Postsecondary Education at 2535 Capitol Oaks Drive, Suite 400, Sacramento, CA 95833, [www.bppe.ca.gov](http://www.bppe.ca.gov), toll-free telephone number (888) 370-7589 or by fax (916) 263 – 1897.

\_\_\_\_\_  
Student Name – Print

\_\_\_\_\_  
Student Signature

\_\_\_\_\_  
Date

\_\_\_\_\_  
School Official

\_\_\_\_\_  
Date

## Definitions

- “Number of Students Who Began the Program” means the number of students who began a program who were scheduled to complete the program within 100% of the published program length within the reporting calendar year and excludes all students who cancelled during the cancellation period.
- “Students Available for Graduation” is the number of students who began the program minus the number of students who have died, been incarcerated, or been called to active military duty.
- “Number of On-time Graduates” is the number of students who completed the program within 100% of the published program length within the reporting calendar year.
- “On-time Completion Rate” is the number of on-time graduates divided by the number of students available for graduation.
- “150% Graduates” is the number of students who completed the program within 150% of the program length (includes on-time graduates).
- “150% Completion Rate” is the number of students who completed the program in the reported calendar year within 150% of the published program length, including on-time graduates, divided by the number of students available for graduation.
- “Graduates Available for Employment” means the number of graduates minus the number of graduates unavailable for employment.
- “Graduates Unavailable for Employment” means the graduates who, after graduation, die, become incarcerated, are called to active military duty, are international students that leave the United States or do not have a visa allowing employment in the United States, or are continuing their education in an accredited or bureau-approved postsecondary institution.
- “Graduates Employed in the Field” means graduates who beginning within six months after a student completes the applicable educational program are gainfully employed, whose employment has been reported, and for whom the institution has documented verification of employment. For occupations for which the state requires passing an examination, the six months period begins after the announcement of the examination results for the first examination available after a student completes an applicable educational program.
- “Placement Rate Employed in the Field” is calculated by dividing the number of graduates gainfully employed in the field by the number of graduates available for employment.

# NEW YORK FILM ACADEMY

COLLEGE OF VISUAL AND PERFORMING ARTS

- “Number of Graduates Taking Exam” is the number of graduates who took the first available exam in the reported calendar year.
- “First Available Exam Date” is the date for the first available exam after a student completed a program.
- “Passage Rate” is calculated by dividing the number of graduates who passed the exam by the number of graduates who took the reported licensing exam.
- “Number Who Passed First Available Exam” is the number of graduates who took and passed the first available licensing exam after completing the program.
- “Salary” is as reported by graduate or graduate’s employer.
- “No Salary Information Reported” is the number of graduates for whom, after making reasonable attempts, the school was not able to obtain salary information.



## **STUDENT'S RIGHT TO CANCEL**

The student has a right to cancel this enrollment agreement and obtain a refund. A notice of cancellation or withdrawal must be made in writing. The written request must include the following information: specific timeframes, such as the date the course started and the date of cancellation or withdrawal. Notice of Withdrawal forms are available in the Office of the Registrar. Any student who intends to cancel or withdraw must submit a signed and dated copy of the Notice of Withdrawal Form, or any other form of written notice that includes the required information to:

New York Film Academy  
3300 W. Riverside Dr.  
Burbank, CA 91505

## **REFUND INFORMATION:**

The New York Film Academy will refund 100% of the amount paid for institutional charges, less an administrative processing fee of \$100.00 if notice of cancellation is made through attendance at the first class session, or the seventh class day after enrollment, whichever is later.

Notice of cancellation or withdrawal must be made no later than \_\_\_\_\_.

After the 100% refund period described above, a student may withdraw from a course after instruction has started and receive a pro rata refund (less a non-refundable administrative processing fee of \$100.00) for the unused portion of the tuition and other refundable charges, if the student has completed 60% or less of the term's instruction.

The amount of the refund is calculated based on the student's withdrawal date. Transfer credits will be awarded with a deduction in overall tuition based on a per credit unit cost. Refunds are disbursed within 30 days of the official withdrawal from the school. The withdrawal is dated on the day that the student gave written notice to the school.



**SCHOOL PERFORMANCE FACT SHEET  
CALENDAR YEARS 2016 & 2017**

**Bachelor of Fine Arts in Game Design – 3 Years**

**On-time Completion Rates (Graduation Rates)**

Include data for the two calendar years prior to reporting

Calendar Year	Number of Student Who Began the Program	Students Available for Graduation	Number of On-time Graduates	On-time Completion Rates
2016	1	0	0	0
2017	6	6	3	50%

Student’s Initials: \_\_\_\_\_ Date: \_\_\_\_\_

Initial only after you have had sufficient time to read and understand the information.

**Students Completing with 150% of Published Program Length**

Calendar Year	Number of Student Who Began the Program	Students Available for Graduation	150% Graduates	150% Completion Rates
2016	n/a			n/a
2017	n/a			n/a

\*Included only if program is more than one year in length

Student’s Initials: \_\_\_\_\_ Date: \_\_\_\_\_

Initial only after you have had sufficient time to read and understand the information.



**Job Placement Rates (includes data for the two calendar years prior to reporting)**

Calendar Year	Number of Students Who Began the Program	Number of Graduates	Graduates Available for Employment	Graduates Employed in the Field	Placement Rate % Employment in the Field
2016	1	0	N/A	N/A	N/A
2017	6	3	3	1	33%

You may obtain from the institution a list of the employment positions determined to be in the field for which a student received education and training. Please contact the Compliance Office.

**Gainful Employment Categories (includes data for the two calendar years prior to reporting)**

**Part Time vs. Full -Time Employment**

Calendar Year	Graduates Employed in the Field 20 to 29 hours per week	Graduates Employed in the Field at least 30 hours per week	Total Graduates Employed in the field
2016	N/A	N/A	N/A
2017	0	1	1

**Single Position vs. Concurrent Aggregated Positions**

Calendar Year	Graduates Employed in the Field in a single position	Graduates Employed in the Field concurrent aggregated positions	Total Graduates Employed in the field
2016	N/A	N/A	N/A
2017	1	0	1





**Self-Employed/Freelance Positions**

Calendar Year	Graduates Employed who are self-employed or working freelance	Total Graduates Employed in the field
2016	N/A	N/A
2017	0	1

**Institutional Employment**

Calendar Year	Graduates Employed in the field who are Employed by the Institution, an Employer Owned by the Institution, or an Employer who shares Ownership with the institution.	Total Graduates Employed in the field
2016	N/A	N/A
2017	0	1

**Student’s Initials:** \_\_\_\_\_ **Date:** \_\_\_\_\_

**Initial only after you have had sufficient time to read and understand the information.**

**This Program may result in freelance or self-employment.**

- The work available to graduates of this program is usually for freelance or self-employment.
- This type of work may not be consistent.
- The period of employment can range from one day to weeks to several months.
- Hours worked in a day or week may be more or less than the traditional 8 hours work day or 40-hour work week.
- You can expect to spend unpaid time expanding your networks, advertising, promoting your services, or honing your skills.
- Once graduates being to work freelance or are self-employed, they will be asked to provide documentation that they are employed as such so that they may be counted as placed for our job placement records.
- Students initialing this disclosure understand that either a majority or all of this school’s graduates are employed in this manner and understand what comprises this work style.

**Student’s Initials:** \_\_\_\_\_ **Date:** \_\_\_\_\_

**Initial only after you have had sufficient time to read and understand the information.**



**License Examination Passage Rates – This program does not lead to licensing examinations**

**Salary and Wage Information (includes data for the two calendar years prior to reporting)**

Annual salary and wages reported for graduates employed in the field.

Calendar Year	Graduates Available for Employment	Graduates Employed in the Field	\$10,001 - \$15,000	\$20,001 - \$25,000	\$30,001 - \$35,000	\$45,001 - \$50,000	No Salary Information Reported
2016	N/A	N/A					
2017	3	1			1		

A list of sources used to substantiate salary disclosures is available from the school. Please contact the Compliance Office.

**Student’s Initials: \_\_\_\_\_ Date: \_\_\_\_\_**

**Initial only after you have had sufficient time to read and understand the information.**

**COST OF EDUCATIONAL PROGRAM**

Total Charges for the program for students completing on-time in 2017: \$105,422. Additional charges may be incurred if the program is not completed on-time.

**Student’s Initials: \_\_\_\_\_ Date: \_\_\_\_\_**

**Initial only after you have had sufficient time to read and understand the information.**



**FEDERAL STUDENT LOAN DEBT**

Most recent three year cohort default rate, as reported by the United States Department of Education.*	The percentage of enrolled students in 2017 receiving federal student loans to pay for this program.	The average amount of federal student loan debt of 2017 graduates who took out federal student loans at this institution.	The percentage of graduates in 2017 who took out federal student loans to pay for this Education Program.
6.9%	35.7%	\$27,707.67	42.9%

\*The percentage of students who defaulted on their federal student loans is called the Cohort Default Rate (CDR). It shows the percentage of this school’s students who were more than 270 days (9 months) behind on their federal student loans within three years of when the first payment was due. This is the most recent CDR reported by the U.S. Department of Education.

**Student’s Initials:** \_\_\_\_\_ **Date:** \_\_\_\_\_

**Initial only after you have had sufficient time to read and understand the information.**

This fact sheet is filled with the Bureau for Private Postsecondary Education. Regardless of any information you may have relating to the completion rates, starting salaries, or license exam passage rates, this fact sheet contains the information as calculated pursuant to state law.

Any questions a student may have regarding this fact sheet that have not been satisfactorily answered by the institution may be directed to the Bureau for Private Postsecondary Education at 2535 Capitol Oaks Drive, Suite 400, Sacramento, CA 95833, [www.bppe.ca.gov](http://www.bppe.ca.gov), toll-free telephone number (888) 370-7589 or by fax (916) 263 – 1897.

\_\_\_\_\_  
Student Name – Print

\_\_\_\_\_  
Student Signature

\_\_\_\_\_  
Date

\_\_\_\_\_  
School Official

\_\_\_\_\_  
Date

## Definitions

- “Number of Students Who Began the Program” means the number of students who began a program who were scheduled to complete the program within 100% of the published program length within the reporting calendar year and excludes all students who cancelled during the cancellation period.
- “Students Available for Graduation” is the number of students who began the program minus the number of students who have died, been incarcerated, or been called to active military duty.
- “Number of On-time Graduates” is the number of students who completed the program within 100% of the published program length within the reporting calendar year.
- “On-time Completion Rate” is the number of on-time graduates divided by the number of students available for graduation.
- “150% Graduates” is the number of students who completed the program within 150% of the program length (includes on-time graduates).
- “150% Completion Rate” is the number of students who completed the program in the reported calendar year within 150% of the published program length, including on-time graduates, divided by the number of students available for graduation.
- “Graduates Available for Employment” means the number of graduates minus the number of graduates unavailable for employment.
- “Graduates Unavailable for Employment” means the graduates who, after graduation, die, become incarcerated, are called to active military duty, are international students that leave the United States or do not have a visa allowing employment in the United States, or are continuing their education in an accredited or bureau-approved postsecondary institution.
- “Graduates Employed in the Field” means graduates who beginning within six months after a student completes the applicable educational program are gainfully employed, whose employment has been reported, and for whom the institution has documented verification of employment. For occupations for which the state requires passing an examination, the six months period begins after the announcement of the examination results for the first examination available after a student completes an applicable educational program.
- “Placement Rate Employed in the Field” is calculated by dividing the number of graduates gainfully employed in the field by the number of graduates available for employment.

# NEW YORK FILM ACADEMY

COLLEGE OF VISUAL AND PERFORMING ARTS

- “Number of Graduates Taking Exam” is the number of graduates who took the first available exam in the reported calendar year.
- “First Available Exam Date” is the date for the first available exam after a student completed a program.
- “Passage Rate” is calculated by dividing the number of graduates who passed the exam by the number of graduates who took the reported licensing exam.
- “Number Who Passed First Available Exam” is the number of graduates who took and passed the first available licensing exam after completing the program.
- “Salary” is as reported by graduate or graduate’s employer.
- “No Salary Information Reported” is the number of graduates for whom, after making reasonable attempts, the school was not able to obtain salary information.



## **STUDENT'S RIGHT TO CANCEL**

The student has a right to cancel this enrollment agreement and obtain a refund. A notice of cancellation or withdrawal must be made in writing. The written request must include the following information: specific timeframes, such as the date the course started and the date of cancellation or withdrawal. Notice of Withdrawal forms are available in the Office of the Registrar. Any student who intends to cancel or withdraw must submit a signed and dated copy of the Notice of Withdrawal Form, or any other form of written notice that includes the required information to:

New York Film Academy  
3300 W. Riverside Dr.  
Burbank, CA 91505

## **REFUND INFORMATION:**

The New York Film Academy will refund 100% of the amount paid for institutional charges, less an administrative processing fee of \$100.00 if notice of cancellation is made through attendance at the first class session, or the seventh class day after enrollment, whichever is later.

Notice of cancellation or withdrawal must be made no later than \_\_\_\_\_.

After the 100% refund period described above, a student may withdraw from a course after instruction has started and receive a pro rata refund (less a non-refundable administrative processing fee of \$100.00) for the unused portion of the tuition and other refundable charges, if the student has completed 60% or less of the term's instruction.

The amount of the refund is calculated based on the student's withdrawal date. Transfer credits will be awarded with a deduction in overall tuition based on a per credit unit cost. Refunds are disbursed within 30 days of the official withdrawal from the school. The withdrawal is dated on the day that the student gave written notice to the school.



**SCHOOL PERFORMANCE FACT SHEET  
CALENDAR YEARS 2016 & 2017**

**Bachelor of Fine Arts in Graphic Design – 3 Years**

**On-time Completion Rates (Graduation Rates)**

**Include data for the two calendar years prior to reporting**

This program is new. Therefore, the number of students who graduate, the number of students who are placed, or the starting salary you can earn after finishing the educational program are unknown at this time. Information regarding general salary and placement statistics may be available from government sources or from the institution, but it is not equivalent to actual performance data. This information will be available once a cohort of students enrolled in the program.

**Student’s Initials:\_\_\_\_\_ Date:\_\_\_\_\_**

**Initial only after you have had sufficient time to read and understand the information.**

**Job Placement Rates (includes data for the two calendar years prior to reporting)**

This program is new. Therefore, the number of students who graduate, the number of students who are placed, or the starting salary you can earn after finishing the educational program are unknown at this time. Information regarding general salary and placement statistics may be available from government sources or from the institution, but it is not equivalent to actual performance data. This information will be available once a cohort of students enrolled in the program.

**Gainful Employment Categories (includes data for the two calendar years prior to reporting)**

This program is new. Therefore, the number of students who graduate, the number of students who are placed, or the starting salary you can earn after finishing the educational program are unknown at this time. Information regarding general salary and placement statistics may be available from government sources or from the institution, but it is not equivalent to actual performance data. This information will be available once a cohort of students enrolled in the program.



Student's Initials: \_\_\_\_\_ Date: \_\_\_\_\_

Initial only after you have had sufficient time to read and understand the information.

**This Program may result in freelance or self-employment.**

- The work available to graduates of this program is usually for freelance or self-employment.
- This type of work may not be consistent.
- The period of employment can range from one day to weeks to several months.
- Hours worked in a day or week may be more or less than the traditional 8 hours work day or 40-hour work week.
- You can expect to spend unpaid time expanding your networks, advertising, promoting your services, or honing your skills.
- Once graduates being to work freelance or are self-employed, they will be asked to provide documentation that they are employed as such so that they may be counted as placed for our job placement records.
- Students initialing this disclosure understand that either a majority or all of this school's graduates are employed in this manner and understand what comprises this work style.

Student's Initials: \_\_\_\_\_ Date: \_\_\_\_\_

Initial only after you have had sufficient time to read and understand the information.

**License Examination Passage Rates – This program does not lead to licensing examinations**

**Salary and Wage Information (includes data for the two calendar years prior to reporting)**

This program is new. Therefore, the number of students who graduate, the number of students who are placed, or the starting salary you can earn after finishing the educational program are unknown at this time. Information regarding general salary and placement statistics may be available from government sources or from the institution, but it is not equivalent to actual performance data. This information will be available once a cohort of students enrolled in the program.

Student's Initials: \_\_\_\_\_ Date: \_\_\_\_\_





Initial only after you have had sufficient time to read and understand the information.

**COST OF EDUCATIONAL PROGRAM**

Total Charges for the program for students completing on-time in 2017: N/A. Additional charges may be incurred if the program is not completed on-time.

Student’s Initials: \_\_\_\_\_ Date: \_\_\_\_\_

Initial only after you have had sufficient time to read and understand the information.

**FEDERAL STUDENT LOAN DEBT**

Most recent three year cohort default rate, as reported by the United State Department of Education,*	The percentage of enrolled students in 2017 receiving federal student loans to pay for this program.	The average amount of federal student loan debt of 2017 graduates who took out federal student loans at this institution.	The percentage of graduates in 2017 who took out federal student loans to pay for this Education Program.
6.9%	N/A	N/A	N/A

\*The percentage of students who defaulted on their federal student loans is called the Cohort Default Rate (CDR). It shows the percentage of this school’s students who were more than 270 days (9 months) behind on their federal student loans within three years of when the first payment was due. This is the most recent CDR reported by the U.S. Department of Education.

Student’s Initials: \_\_\_\_\_ Date: \_\_\_\_\_

Initial only after you have had sufficient time to read and understand the information.

This fact sheet is filled with the Bureau for Private Postsecondary Education. Regardless of any information you may have relating to the completion rates, starting salaries, or license exam passage rates, this fact sheet contains the information as calculated pursuant to state law.

Any questions a student may have regarding this fact sheet that have not been satisfactorily answered by the institution may be directed to the Bureau for Private Postsecondary Education at 2535 Capitol Oaks Drive, Suite 400, Sacramento, CA 95833, [www.bppe.ca.gov](http://www.bppe.ca.gov), toll-free telephone number (888) 370-7589 or by fax (916) 263 – 1897.



---

Student Name – Print

---

Student Signature

---

School Official

---

Date

---

Date

## Definitions

- “Number of Students Who Began the Program” means the number of students who began a program who were scheduled to complete the program within 100% of the published program length within the reporting calendar year and excludes all students who cancelled during the cancellation period.
- “Students Available for Graduation” is the number of students who began the program minus the number of students who have died, been incarcerated, or been called to active military duty.
- “Number of On-time Graduates” is the number of students who completed the program within 100% of the published program length within the reporting calendar year.
- “On-time Completion Rate” is the number of on-time graduates divided by the number of students available for graduation.
- “150% Graduates” is the number of students who completed the program within 150% of the program length (includes on-time graduates).
- “150% Completion Rate” is the number of students who completed the program in the reported calendar year within 150% of the published program length, including on-time graduates, divided by the number of students available for graduation.
- “Graduates Available for Employment” means the number of graduates minus the number of graduates unavailable for employment.
- “Graduates Unavailable for Employment” means the graduates who, after graduation, die, become incarcerated, are called to active military duty, are international students that leave the United States or do not have a visa allowing employment in the United States, or are continuing their education in an accredited or bureau-approved postsecondary institution.
- “Graduates Employed in the Field” means graduates who beginning within six months after a student completes the applicable educational program are gainfully employed, whose employment has been reported, and for whom the institution has documented verification of employment. For occupations for which the state requires passing an examination, the six months period begins after the announcement of the examination results for the first examination available after a student completes an applicable educational program.
- “Placement Rate Employed in the Field” is calculated by dividing the number of graduates gainfully employed in the field by the number of graduates available for employment.

# NEW YORK FILM ACADEMY

COLLEGE OF VISUAL AND PERFORMING ARTS

- “Number of Graduates Taking Exam” is the number of graduates who took the first available exam in the reported calendar year.
- “First Available Exam Date” is the date for the first available exam after a student completed a program.
- “Passage Rate” is calculated by dividing the number of graduates who passed the exam by the number of graduates who took the reported licensing exam.
- “Number Who Passed First Available Exam” is the number of graduates who took and passed the first available licensing exam after completing the program.
- “Salary” is as reported by graduate or graduate’s employer.
- “No Salary Information Reported” is the number of graduates for whom, after making reasonable attempts, the school was not able to obtain salary information.



## **STUDENT'S RIGHT TO CANCEL**

The student has a right to cancel this enrollment agreement and obtain a refund. A notice of cancellation or withdrawal must be made in writing. The written request must include the following information: specific timeframes, such as the date the course started and the date of cancellation or withdrawal. Notice of Withdrawal forms are available in the Office of the Registrar. Any student who intends to cancel or withdraw must submit a signed and dated copy of the Notice of Withdrawal Form, or any other form of written notice that includes the required information to:

New York Film Academy  
3300 W. Riverside Dr.  
Burbank, CA 91505

## **REFUND INFORMATION:**

The New York Film Academy will refund 100% of the amount paid for institutional charges, less an administrative processing fee of \$100.00 if notice of cancellation is made through attendance at the first class session, or the seventh class day after enrollment, whichever is later.

Notice of cancellation or withdrawal must be made no later than \_\_\_\_\_.

After the 100% refund period described above, a student may withdraw from a course after instruction has started and receive a pro rata refund (less a non-refundable administrative processing fee of \$100.00) for the unused portion of the tuition and other refundable charges, if the student has completed 60% or less of the term's instruction.

The amount of the refund is calculated based on the student's withdrawal date. Transfer credits will be awarded with a deduction in overall tuition based on a per credit unit cost. Refunds are disbursed within 30 days of the official withdrawal from the school. The withdrawal is dated on the day that the student gave written notice to the school.



**SCHOOL PERFORMANCE FACT SHEET  
CALENDAR YEARS 2016 & 2017**

**Bachelor of Fine Arts in Illustration – 3 Years**

**On-time Completion Rates (Graduation Rates)**

**Include data for the two calendar years prior to reporting**

This program is new. Therefore, the number of students who graduate, the number of students who are placed, or the starting salary you can earn after finishing the educational program are unknown at this time. Information regarding general salary and placement statistics may be available from government sources or from the institution, but it is not equivalent to actual performance data. This information will be available once a cohort of students enrolled in the program.

**Student’s Initials: \_\_\_\_\_ Date: \_\_\_\_\_**

**Initial only after you have had sufficient time to read and understand the information.**

**Job Placement Rates (includes data for the two calendar years prior to reporting)**

This program is new. Therefore, the number of students who graduate, the number of students who are placed, or the starting salary you can earn after finishing the educational program are unknown at this time. Information regarding general salary and placement statistics may be available from government sources or from the institution, but it is not equivalent to actual performance data. This information will be available once a cohort of students enrolled in the program.

**Gainful Employment Categories (includes data for the two calendar years prior to reporting)**

This program is new. Therefore, the number of students who graduate, the number of students who are placed, or the starting salary you can earn after finishing the educational program are unknown at this time. Information regarding general salary and placement statistics may be available from government sources or from the institution, but it is not equivalent to actual performance data. This information will be available once a cohort of students enrolled in the program.



Student's Initials: \_\_\_\_\_ Date: \_\_\_\_\_

Initial only after you have had sufficient time to read and understand the information.

**This Program may result in freelance or self-employment.**

- The work available to graduates of this program is usually for freelance or self-employment.
- This type of work may not be consistent.
- The period of employment can range from one day to weeks to several months.
- Hours worked in a day or week may be more or less than the traditional 8 hours work day or 40-hour work week.
- You can expect to spend unpaid time expanding your networks, advertising, promoting your services, or honing your skills.
- Once graduates begin to work freelance or are self-employed, they will be asked to provide documentation that they are employed as such so that they may be counted as placed for our job placement records.
- Students initialing this disclosure understand that either a majority or all of this school's graduates are employed in this manner and understand what comprises this work style.

Student's Initials: \_\_\_\_\_ Date: \_\_\_\_\_

Initial only after you have had sufficient time to read and understand the information.

**License Examination Passage Rates – This program does not lead to licensing examinations**

**Salary and Wage Information (includes data for the two calendar years prior to reporting)**

This program is new. Therefore, the number of students who graduate, the number of students who are placed, or the starting salary you can earn after finishing the educational program are unknown at this time. Information regarding general salary and placement statistics may be available from government sources or from the institution, but it is not equivalent to actual performance data. This information will be available once a cohort of students enrolled in the program.



Student's Initials: \_\_\_\_\_ Date: \_\_\_\_\_

Initial only after you have had sufficient time to read and understand the information.

**COST OF EDUCATIONAL PROGRAM**

Total Charges for the program for students completing on-time in 2017: N/A. Additional charges may be incurred if the program is not completed on-time.

Student's Initials: \_\_\_\_\_ Date: \_\_\_\_\_

Initial only after you have had sufficient time to read and understand the information.

**FEDERAL STUDENT LOAN DEBT**

Most recent three year cohort default rate, as reported by the United State Department of Education.*	The percentage of enrolled students in 2017 receiving federal student loans to pay for this program.	The average amount of federal student loan debt of 2017 graduates who took out federal student loans at this institution.	The percentage of graduates in 2017 who took out federal student loans to pay for this Education Program.
6.9%	N/A	N/A	N/A

\*The percentage of students who defaulted on their federal student loans is called the Cohort Default Rate (CDR). It shows the percentage of this school's students who were more than 270 days (9 months) behind on their federal student loans within three years of when the first payment was due. This is the most recent CDR reported by the U.S. Department of Education.

Student's Initials: \_\_\_\_\_ Date: \_\_\_\_\_

Initial only after you have had sufficient time to read and understand the information.

This fact sheet is filled with the Bureau for Private Postsecondary Education. Regardless of any information you may have relating to the completion rates, starting salaries, or license exam passage rates, this fact sheet contains the information as calculated pursuant to state law.

Any questions a student may have regarding this fact sheet that have not been satisfactorily



# NEW YORK FILM ACADEMY

COLLEGE OF VISUAL AND PERFORMING ARTS

answered by the institution may be directed to the Bureau for Private Postsecondary Education at 2535 Capitol Oaks Drive, Suite 400, Sacramento, CA 95833, [www.bppe.ca.gov](http://www.bppe.ca.gov), toll-free telephone number (888) 370-7589 or by fax (916) 263 – 1897.

\_\_\_\_\_  
Student Name – Print

\_\_\_\_\_  
Student Signature

\_\_\_\_\_  
Date

\_\_\_\_\_  
School Official

\_\_\_\_\_  
Date

## Definitions

- “Number of Students Who Began the Program” means the number of students who began a program who were scheduled to complete the program within 100% of the published program length within the reporting calendar year and excludes all students who cancelled during the cancellation period.
- “Students Available for Graduation” is the number of students who began the program minus the number of students who have died, been incarcerated, or been called to active military duty.
- “Number of On-time Graduates” is the number of students who completed the program within 100% of the published program length within the reporting calendar year.
- “On-time Completion Rate” is the number of on-time graduates divided by the number of students available for graduation.
- “150% Graduates” is the number of students who completed the program within 150% of the program length (includes on-time graduates).
- “150% Completion Rate” is the number of students who completed the program in the reported calendar year within 150% of the published program length, including on-time graduates, divided by the number of students available for graduation.
- “Graduates Available for Employment” means the number of graduates minus the number of graduates unavailable for employment.
- “Graduates Unavailable for Employment” means the graduates who, after graduation, die, become incarcerated, are called to active military duty, are international students that leave the United States or do not have a visa allowing employment in the United States, or are continuing their education in an accredited or bureau-approved postsecondary institution.
- “Graduates Employed in the Field” means graduates who beginning within six months after a student completes the applicable educational program are gainfully employed, whose employment has been reported, and for whom the institution has documented verification of employment. For occupations for which the state requires passing an examination, the six months period begins after the announcement of the examination results for the first examination available after a student completes an applicable educational program.
- “Placement Rate Employed in the Field” is calculated by dividing the number of graduates gainfully employed in the field by the number of graduates available for employment.

# NEW YORK FILM ACADEMY

COLLEGE OF VISUAL AND PERFORMING ARTS

- “Number of Graduates Taking Exam” is the number of graduates who took the first available exam in the reported calendar year.
- “First Available Exam Date” is the date for the first available exam after a student completed a program.
- “Passage Rate” is calculated by dividing the number of graduates who passed the exam by the number of graduates who took the reported licensing exam.
- “Number Who Passed First Available Exam” is the number of graduates who took and passed the first available licensing exam after completing the program.
- “Salary” is as reported by graduate or graduate’s employer.
- “No Salary Information Reported” is the number of graduates for whom, after making reasonable attempts, the school was not able to obtain salary information.



## **STUDENT'S RIGHT TO CANCEL**

The student has a right to cancel this enrollment agreement and obtain a refund. A notice of cancellation or withdrawal must be made in writing. The written request must include the following information: specific timeframes, such as the date the course started and the date of cancellation or withdrawal. Notice of Withdrawal forms are available in the Office of the Registrar. Any student who intends to cancel or withdraw must submit a signed and dated copy of the Notice of Withdrawal Form, or any other form of written notice that includes the required information to:

New York Film Academy  
3300 W. Riverside Dr.  
Burbank, CA 91505

## **REFUND INFORMATION:**

The New York Film Academy will refund 100% of the amount paid for institutional charges, less an administrative processing fee of \$100.00 if notice of cancellation is made through attendance at the first class session, or the seventh class day after enrollment, whichever is later.

Notice of cancellation or withdrawal must be made no later than \_\_\_\_\_.

After the 100% refund period described above, a student may withdraw from a course after instruction has started and receive a pro rata refund (less a non-refundable administrative processing fee of \$100.00) for the unused portion of the tuition and other refundable charges, if the student has completed 60% or less of the term's instruction.

The amount of the refund is calculated based on the student's withdrawal date. Transfer credits will be awarded with a deduction in overall tuition based on a per credit unit cost. Refunds are disbursed within 30 days of the official withdrawal from the school. The withdrawal is dated on the day that the student gave written notice to the school.



**SCHOOL PERFORMANCE FACT SHEET  
CALENDAR YEARS 2016 & 2017**

**Bachelor of Fine Arts in Photography – 3 Years**

**On-time Completion Rates (Graduation Rates)**

Include data for the two calendar years prior to reporting

Calendar Year	Number of Student Who Began the Program	Students Available for Graduation	Number of On-time Graduates	On-time Completion Rates
2016	6	6	6	100%
2017	16	16	10	63%

Student’s Initials: \_\_\_\_\_ Date: \_\_\_\_\_

Initial only after you have had sufficient time to read and understand the information.

**Students Completing with 150% of Published Program Length**

Calendar Year	Number of Student Who Began the Program	Students Available for Graduation	150% Graduates	150% Completion Rates
2016	n/a			n/a
2017	n/a			n/a

\*Included only if program is more than one year in length

Student’s Initials: \_\_\_\_\_ Date: \_\_\_\_\_

Initial only after you have had sufficient time to read and understand the information.



**Job Placement Rates (includes data for the two calendar years prior to reporting)**

Calendar Year	Number of Students Who Began the Program	Number of Graduates	Graduates Available for Employment	Graduates Employed in the Field	Placement Rate % Employment in the Field
2016	6	6	6	2	33%
2017	16	10	8	2	25%

You may obtain from the institution a list of the employment positions determined to be in the field for which a student received education and training. Please contact the Compliance Office.

**Gainful Employment Categories (includes data for the two calendar years prior to reporting)**

**Part Time vs. Full -Time Employment**

Calendar Year	Graduates Employed in the Field 20 to 29 hours per week	Graduates Employed in the Field at least 30 hours per week	Total Graduates Employed in the field
2016	0	2	2
2017	0	1	2

**Single Position vs. Concurrent Aggregated Positions**

Calendar Year	Graduates Employed in the Field in a single position	Graduates Employed in the Field concurrent aggregated positions	Total Graduates Employed in the field
2016	0	2	2
2017	1	0	2



**Self-Employed/Freelance Positions**

Calendar Year	Graduates Employed who are self-employed or working freelance	Total Graduates Employed in the field
2016	2	2
2017	1	2

**Institutional Employment**

Calendar Year	Graduates Employed in the field who are Employed by the Institution, an Employer Owned by the Institution, or an Employer who shares Ownership with the institution.	Total Graduates Employed in the field
2016	0	2
2017	0	2

**Student's Initials:** \_\_\_\_\_ **Date:** \_\_\_\_\_

**Initial only after you have had sufficient time to read and understand the information.**

**This Program may result in freelance or self-employment.**

- The work available to graduates of this program is usually for freelance or self-employment.
- This type of work may not be consistent.
- The period of employment can range from one day to weeks to several months.
- Hours worked in a day or week may be more or less than the traditional 8 hours work day or 40-hour work week.
- You can expect to spend unpaid time expanding your networks, advertising, promoting your services, or honing your skills.
- Once graduates begin to work freelance or are self-employed, they will be asked to provide documentation that they are employed as such so that they may be counted as placed for our job placement records.
- Students initialing this disclosure understand that either a majority or all of this school's graduates are employed in this manner and understand what comprises this work style.

**Student's Initials:** \_\_\_\_\_ **Date:** \_\_\_\_\_

**Initial only after you have had sufficient time to read and understand the information.**



**License Examination Passage Rates – This program does not lead to licensing examinations**

**Salary and Wage Information (includes data for the two calendar years prior to reporting)**

Annual salary and wages reported for graduates employed in the field.

Calendar Year	Graduates Available for Employment	Graduates Employed in the Field	\$10,001 - \$15,000	\$20,001 - \$25,000	\$30,001 - \$35,000	\$45,001 - \$50,000	No Salary Information Reported
2016	6	2			1		1
2017	8	2					2

A list of sources used to substantiate salary disclosures is available from the school. Please contact the Compliance Office.

**Student’s Initials:** \_\_\_\_\_ **Date:** \_\_\_\_\_

**Initial only after you have had sufficient time to read and understand the information.**

**COST OF EDUCATIONAL PROGRAM**

Total Charges for the program for students completing on-time in 2017: \$119,148. Additional charges may be incurred if the program is not completed on-time.

**Student’s Initials:** \_\_\_\_\_ **Date:** \_\_\_\_\_

**Initial only after you have had sufficient time to read and understand the information.**





**FEDERAL STUDENT LOAN DEBT**

Most recent three year cohort default rate, as reported by the United State Department of Education.*	The percentage of enrolled students in 2017 receiving federal student loans to pay for this program.	The average amount of federal student loan debt of 2017 graduates who took out federal student loans at this institution.	The percentage of graduates in 2017 who took out federal student loans to pay for this Education. Program.
6.9%	25.5%	\$30,008.50	10%

\*The percentage of students who defaulted on their federal student loans is called the Cohort Default Rate (CDR). It shows the percentage of this school’s students who were more than 270 days (9 months) behind on their federal student loans within three years of when the first payment was due. This is the most recent CDR reported by the U.S. Department of Education.

**Student’s Initials:** \_\_\_\_\_ **Date:** \_\_\_\_\_

**Initial only after you have had sufficient time to read and understand the information.**

This fact sheet is filled with the Bureau for Private Postsecondary Education. Regardless of any information you may have relating to the completion rates, starting salaries, or license exam passage rates, this fact sheet contains the information as calculated pursuant to state law.

Any questions a student may have regarding this fact sheet that have not been satisfactorily answered by the institution may be directed to the Bureau for Private Postsecondary Education at 2535 Capitol Oaks Drive, Suite 400, Sacramento, CA 95833, [www.bppe.ca.gov](http://www.bppe.ca.gov), toll-free telephone number (888) 370-7589 or by fax (916) 263 – 1897.

\_\_\_\_\_  
Student Name – Print

\_\_\_\_\_  
Student Signature

\_\_\_\_\_  
Date

\_\_\_\_\_  
School Official

\_\_\_\_\_  
Date

## Definitions

- “Number of Students Who Began the Program” means the number of students who began a program who were scheduled to complete the program within 100% of the published program length within the reporting calendar year and excludes all students who cancelled during the cancellation period.
- “Students Available for Graduation” is the number of students who began the program minus the number of students who have died, been incarcerated, or been called to active military duty.
- “Number of On-time Graduates” is the number of students who completed the program within 100% of the published program length within the reporting calendar year.
- “On-time Completion Rate” is the number of on-time graduates divided by the number of students available for graduation.
- “150% Graduates” is the number of students who completed the program within 150% of the program length (includes on-time graduates).
- “150% Completion Rate” is the number of students who completed the program in the reported calendar year within 150% of the published program length, including on-time graduates, divided by the number of students available for graduation.
- “Graduates Available for Employment” means the number of graduates minus the number of graduates unavailable for employment.
- “Graduates Unavailable for Employment” means the graduates who, after graduation, die, become incarcerated, are called to active military duty, are international students that leave the United States or do not have a visa allowing employment in the United States, or are continuing their education in an accredited or bureau-approved postsecondary institution.
- “Graduates Employed in the Field” means graduates who beginning within six months after a student completes the applicable educational program are gainfully employed, whose employment has been reported, and for whom the institution has documented verification of employment. For occupations for which the state requires passing an examination, the six months period begins after the announcement of the examination results for the first examination available after a student completes an applicable educational program.
- “Placement Rate Employed in the Field” is calculated by dividing the number of graduates gainfully employed in the field by the number of graduates available for employment.

# NEW YORK FILM ACADEMY

COLLEGE OF VISUAL AND PERFORMING ARTS

- “Number of Graduates Taking Exam” is the number of graduates who took the first available exam in the reported calendar year.
- “First Available Exam Date” is the date for the first available exam after a student completed a program.
- “Passage Rate” is calculated by dividing the number of graduates who passed the exam by the number of graduates who took the reported licensing exam.
- “Number Who Passed First Available Exam” is the number of graduates who took and passed the first available licensing exam after completing the program.
- “Salary” is as reported by graduate or graduate’s employer.
- “No Salary Information Reported” is the number of graduates for whom, after making reasonable attempts, the school was not able to obtain salary information.



## **STUDENT'S RIGHT TO CANCEL**

The student has a right to cancel this enrollment agreement and obtain a refund. A notice of cancellation or withdrawal must be made in writing. The written request must include the following information: specific timeframes, such as the date the course started and the date of cancellation or withdrawal. Notice of Withdrawal forms are available in the Office of the Registrar. Any student who intends to cancel or withdraw must submit a signed and dated copy of the Notice of Withdrawal Form, or any other form of written notice that includes the required information to:

New York Film Academy  
3300 W. Riverside Dr.  
Burbank, CA 91505

## **REFUND INFORMATION:**

The New York Film Academy will refund 100% of the amount paid for institutional charges, less an administrative processing fee of \$100.00 if notice of cancellation is made through attendance at the first class session, or the seventh class day after enrollment, whichever is later.

Notice of cancellation or withdrawal must be made no later than \_\_\_\_\_.

After the 100% refund period described above, a student may withdraw from a course after instruction has started and receive a pro rata refund (less a non-refundable administrative processing fee of \$100.00) for the unused portion of the tuition and other refundable charges, if the student has completed 60% or less of the term's instruction.

The amount of the refund is calculated based on the student's withdrawal date. Transfer credits will be awarded with a deduction in overall tuition based on a per credit unit cost. Refunds are disbursed within 30 days of the official withdrawal from the school. The withdrawal is dated on the day that the student gave written notice to the school.



**SCHOOL PERFORMANCE FACT SHEET  
CALENDAR YEARS 2016 & 2017**

**Bachelor of Fine Arts in Producing – 3 Years**

**On-time Completion Rates (Graduation Rates)**

Include data for the two calendar years prior to reporting

Calendar Year	Number of Student Who Began the Program	Students Available for Graduation	Number of On-time Graduates	On-time Completion Rates
2016	3	3	3	100%
2017	12	12	10	83%

Student’s Initials: \_\_\_\_\_ Date: \_\_\_\_\_

Initial only after you have had sufficient time to read and understand the information.

**Students Completing with 150% of Published Program Length**

Calendar Year	Number of Student Who Began the Program	Students Available for Graduation	150% Graduates	150% Completion Rates
2016	n/a			n/a
2017	n/a			n/a

\*Included only if program is more than one year in length

Student’s Initials: \_\_\_\_\_ Date: \_\_\_\_\_

Initial only after you have had sufficient time to read and understand the information.



**Job Placement Rates (includes data for the two calendar years prior to reporting)**

Calendar Year	Number of Students Who Began the Program	Number of Graduates	Graduates Available for Employment	Graduates Employed in the Field	Placement Rate % Employment in the Field
2016	3	3	2	1	50%
2017	12	10	9	2	22%

You may obtain from the institution a list of the employment positions determined to be in the field for which a student received education and training. Please contact the Compliance Office.

**Gainful Employment Categories (includes data for the two calendar years prior to reporting)**

**Part Time vs. Full -Time Employment**

Calendar Year	Graduates Employed in the Field 20 to 29 hours per week	Graduates Employed in the Field at least 30 hours per week	Total Graduates Employed in the field
2016	0	1	1
2017	0	2	2

**Single Position vs. Concurrent Aggregated Positions**

Calendar Year	Graduates Employed in the Field in a single position	Graduates Employed in the Field concurrent aggregated positions	Total Graduates Employed in the field
2016	1	0	1
2017	2	0	2



**Self-Employed/Freelance Positions**

Calendar Year	Graduates Employed who are self-employed or working freelance	Total Graduates Employed in the field
2016	0	1
2017	0	2

**Institutional Employment**

Calendar Year	Graduates Employed in the field who are Employed by the Institution, an Employer Owned by the Institution, or an Employer who shares Ownership with the institution.	Total Graduates Employed in the field
2016	0	1
2017	0	2

**Student's Initials:** \_\_\_\_\_ **Date:** \_\_\_\_\_

**Initial only after you have had sufficient time to read and understand the information.**

**This Program may result in freelance or self-employment.**

- The work available to graduates of this program is usually for freelance or self-employment.
- This type of work may not be consistent.
- The period of employment can range from one day to weeks to several months.
- Hours worked in a day or week may be more or less than the traditional 8 hours work day or 40-hour work week.
- You can expect to spend unpaid time expanding your networks, advertising, promoting your services, or honing your skills.
- Once graduates being to work freelance or are self-employed, they will be asked to provide documentation that they are employed as such so that they may be counted as placed for our job placement records.
- Students initialing this disclosure understand that either a majority or all of this school's graduates are employed in this manner and understand what comprises this work style.

**Student's Initials:** \_\_\_\_\_ **Date:** \_\_\_\_\_

**Initial only after you have had sufficient time to read and understand the information.**



**License Examination Passage Rates – This program does not lead to licensing examinations**

**Salary and Wage Information (includes data for the two calendar years prior to reporting)**

Annual salary and wages reported for graduates employed in the field.

Calendar Year	Graduates Available for Employment	Graduates Employed in the Field	\$10,001 - \$15,000	\$20,001 - \$25,000	\$25,001 - \$30,000	\$45,001 - \$50,000	No Salary Information Reported
2016	2	1			1		
2017	9	2				1	1

A list of sources used to substantiate salary disclosures is available from the school. Please contact the Compliance Office.

**Student’s Initials: \_\_\_\_\_ Date: \_\_\_\_\_**

**Initial only after you have had sufficient time to read and understand the information.**

**COST OF EDUCATIONAL PROGRAM**

Total Charges for the program for students completing on-time in 2017: \$119,273. Additional charges may be incurred if the program is not completed on-time.

**Student’s Initials: \_\_\_\_\_ Date: \_\_\_\_\_**

**Initial only after you have had sufficient time to read and understand the information.**





**FEDERAL STUDENT LOAN DEBT**

Most recent three year cohort default rate, as reported by the United States Department of Education.*	The percentage of enrolled students in 2017 receiving federal student loans to pay for this program.	The average amount of federal student loan debt of 2017 graduates who took out federal student loans at this institution.	The percentage of graduates in 2017 who took out federal student loans to pay for this Education Program.
6.9%	24.4%	\$37,649.20	22.7%

\*The percentage of students who defaulted on their federal student loans is called the Cohort Default Rate (CDR). It shows the percentage of this school’s students who were more than 270 days (9 months) behind on their federal student loans within three years of when the first payment was due. This is the most recent CDR reported by the U.S. Department of Education.

**Student’s Initials:** \_\_\_\_\_ **Date:** \_\_\_\_\_

**Initial only after you have had sufficient time to read and understand the information.**

This fact sheet is filled with the Bureau for Private Postsecondary Education. Regardless of any information you may have relating to the completion rates, starting salaries, or license exam passage rates, this fact sheet contains the information as calculated pursuant to state law.

Any questions a student may have regarding this fact sheet that have not been satisfactorily answered by the institution may be directed to the Bureau for Private Postsecondary Education at 2535 Capitol Oaks Drive, Suite 400, Sacramento, CA 95833, [www.bppe.ca.gov](http://www.bppe.ca.gov), toll-free telephone number (888) 370-7589 or by fax (916) 263 – 1897.

\_\_\_\_\_  
Student Name – Print

\_\_\_\_\_  
Student Signature

\_\_\_\_\_  
Date

\_\_\_\_\_  
School Official

\_\_\_\_\_  
Date

## Definitions

- “Number of Students Who Began the Program” means the number of students who began a program who were scheduled to complete the program within 100% of the published program length within the reporting calendar year and excludes all students who cancelled during the cancellation period.
- “Students Available for Graduation” is the number of students who began the program minus the number of students who have died, been incarcerated, or been called to active military duty.
- “Number of On-time Graduates” is the number of students who completed the program within 100% of the published program length within the reporting calendar year.
- “On-time Completion Rate” is the number of on-time graduates divided by the number of students available for graduation.
- “150% Graduates” is the number of students who completed the program within 150% of the program length (includes on-time graduates).
- “150% Completion Rate” is the number of students who completed the program in the reported calendar year within 150% of the published program length, including on-time graduates, divided by the number of students available for graduation.
- “Graduates Available for Employment” means the number of graduates minus the number of graduates unavailable for employment.
- “Graduates Unavailable for Employment” means the graduates who, after graduation, die, become incarcerated, are called to active military duty, are international students that leave the United States or do not have a visa allowing employment in the United States, or are continuing their education in an accredited or bureau-approved postsecondary institution.
- “Graduates Employed in the Field” means graduates who beginning within six months after a student completes the applicable educational program are gainfully employed, whose employment has been reported, and for whom the institution has documented verification of employment. For occupations for which the state requires passing an examination, the six months period begins after the announcement of the examination results for the first examination available after a student completes an applicable educational program.
- “Placement Rate Employed in the Field” is calculated by dividing the number of graduates gainfully employed in the field by the number of graduates available for employment.

# NEW YORK FILM ACADEMY

COLLEGE OF VISUAL AND PERFORMING ARTS

- “Number of Graduates Taking Exam” is the number of graduates who took the first available exam in the reported calendar year.
- “First Available Exam Date” is the date for the first available exam after a student completed a program.
- “Passage Rate” is calculated by dividing the number of graduates who passed the exam by the number of graduates who took the reported licensing exam.
- “Number Who Passed First Available Exam” is the number of graduates who took and passed the first available licensing exam after completing the program.
- “Salary” is as reported by graduate or graduate’s employer.
- “No Salary Information Reported” is the number of graduates for whom, after making reasonable attempts, the school was not able to obtain salary information.



## **STUDENT'S RIGHT TO CANCEL**

The student has a right to cancel this enrollment agreement and obtain a refund. A notice of cancellation or withdrawal must be made in writing. The written request must include the following information: specific timeframes, such as the date the course started and the date of cancellation or withdrawal. Notice of Withdrawal forms are available in the Office of the Registrar. Any student who intends to cancel or withdraw must submit a signed and dated copy of the Notice of Withdrawal Form, or any other form of written notice that includes the required information to:

New York Film Academy  
3300 W. Riverside Dr.  
Burbank, CA 91505

## **REFUND INFORMATION:**

The New York Film Academy will refund 100% of the amount paid for institutional charges, less an administrative processing fee of \$100.00 if notice of cancellation is made through attendance at the first class session, or the seventh class day after enrollment, whichever is later.

Notice of cancellation or withdrawal must be made no later than \_\_\_\_\_.

After the 100% refund period described above, a student may withdraw from a course after instruction has started and receive a pro rata refund (less a non-refundable administrative processing fee of \$100.00) for the unused portion of the tuition and other refundable charges, if the student has completed 60% or less of the term's instruction.

The amount of the refund is calculated based on the student's withdrawal date. Transfer credits will be awarded with a deduction in overall tuition based on a per credit unit cost. Refunds are disbursed within 30 days of the official withdrawal from the school. The withdrawal is dated on the day that the student gave written notice to the school.



**SCHOOL PERFORMANCE FACT SHEET  
CALENDAR YEARS 2016 & 2017**

**Bachelor of Fine Arts in Screenwriting – 3 Years**

**On-time Completion Rates (Graduation Rates)**

Include data for the two calendar years prior to reporting

Calendar Year	Number of Student Who Began the Program	Students Available for Graduation	Number of On-time Graduates	On-time Completion Rates
2016	12	10	10	100%
2017	22	22	15	68%

Student’s Initials: \_\_\_\_\_ Date: \_\_\_\_\_

Initial only after you have had sufficient time to read and understand the information.

**Students Completing with 150% of Published Program Length**

Calendar Year	Number of Student Who Began the Program	Students Available for Graduation	150% Graduates	150% Completion Rates
2016	N/A			N/A
2017	N/A			N/A

\*Included only if program is more than one year in length

Student’s Initials: \_\_\_\_\_ Date: \_\_\_\_\_

Initial only after you have had sufficient time to read and understand the information.



**Job Placement Rates (includes data for the two calendar years prior to reporting)**

Calendar Year	Number of Students Who Began the Program	Number of Graduates	Graduates Available for Employment	Graduates Employed in the Field	Placement Rate % Employment in the Field
2016	12	10	10	3	30%
2017	22	15	14	3	21%

You may obtain from the institution a list of the employment positions determined to be in the field for which a student received education and training. Please contact the Compliance Office.

**Gainful Employment Categories (includes data for the two calendar years prior to reporting)**

**Part Time vs. Full -Time Employment**

Calendar Year	Graduates Employed in the Field 20 to 29 hours per week	Graduates Employed in the Field at least 30 hours per week	Total Graduates Employed in the field
2016	2	1	3
2017	0	2	3

**Single Position vs. Concurrent Aggregated Positions**

Calendar Year	Graduates Employed in the Field in a single position	Graduates Employed in the Field concurrent aggregated positions	Total Graduates Employed in the field
2016	3	0	3
2017	3	0	3

# NEW YORK FILM ACADEMY

COLLEGE OF VISUAL AND PERFORMING ARTS

## Self-Employed/Freelance Positions

Calendar Year	Graduates Employed who are self-employed or working freelance	Total Graduates Employed in the field
2016	0	3
2017	1	3

## Institutional Employment

Calendar Year	Graduates Employed in the field who are Employed by the Institution, an Employer Owned by the Institution, or an Employer who shares Ownership with the institution.	Total Graduates Employed in the field
2016	0	3
2017	0	3

**Student's Initials:** \_\_\_\_\_ **Date:** \_\_\_\_\_

**Initial only after you have had sufficient time to read and understand the information.**

### This Program may result in freelance or self-employment.

- The work available to graduates of this program is usually for freelance or self-employment.
- This type of work may not be consistent.
- The period of employment can range from one day to weeks to several months.
- Hours worked in a day or week may be more or less than the traditional 8 hours work day or 40-hour work week.
- You can expect to spend unpaid time expanding your networks, advertising, promoting your services, or honing your skills.
- Once graduates being to work freelance or are self-employed, they will be asked to provide documentation that they are employed as such so that they may be counted as placed for our job placement records.
- Students initialing this disclosure understand that either a majority or all of this school's graduates are employed in this manner and understand what comprises this work style.

**Student's Initials:** \_\_\_\_\_ **Date:** \_\_\_\_\_

**Initial only after you have had sufficient time to read and understand the information.**



**License Examination Passage Rates – This program does not lead to licensing examinations**

**Salary and Wage Information (includes data for the two calendar years prior to reporting)**

Annual salary and wages reported for graduates employed in the field.

Calendar Year	Graduates Available for Employment	Graduates Employed in the Field	\$10,001 - \$15,000	\$20,001 - \$25,000	\$40,001 - \$45,000	\$45,001 - \$50,000	No Salary Information Reported
2016	10	3	1	1			1
2017	14	3	1				2

A list of sources used to substantiate salary disclosures is available from the school. Please contact the Compliance Office.

**Student’s Initials: \_\_\_\_\_ Date: \_\_\_\_\_**

**Initial only after you have had sufficient time to read and understand the information.**

**COST OF EDUCATIONAL PROGRAM**

Total Charges for the program for students completing on-time in 2017: \$92,652. Additional charges may be incurred if the program is not completed on-time.

**Student’s Initials: \_\_\_\_\_ Date: \_\_\_\_\_**

**Initial only after you have had sufficient time to read and understand the information.**





**FEDERAL STUDENT LOAN DEBT**

Most recent three year cohort default rate, as reported by the United States Department of Education.*	The percentage of enrolled students in 2017 receiving federal student loans to pay for this program.	The average amount of federal student loan debt of 2017 graduates who took out federal student loans at this institution.	The percentage of graduates in 2017 who took out federal student loans to pay for this Education Program.
6.9%	45.6%	\$29,037.50	44.4%

The percentage of students who defaulted on their federal student loans is called the Cohort Default Rate (CDR). It shows the percentage of this school’s students who were more than 270 days (9 months) behind on their federal student loans within three years of when the first payment was due. This is the most recent CDR reported by the U.S. Department of Education.

**Student’s Initials:** \_\_\_\_\_ **Date:** \_\_\_\_\_

**Initial only after you have had sufficient time to read and understand the information.**

This fact sheet is filled with the Bureau for Private Postsecondary Education. Regardless of any information you may have relating to the completion rates, starting salaries, or license exam passage rates, this fact sheet contains the information as calculated pursuant to state law.

Any questions a student may have regarding this fact sheet that have not been satisfactorily answered by the institution may be directed to the Bureau for Private Postsecondary Education at 2535 Capitol Oaks Drive, Suite 400, Sacramento, CA 95833, [www.bppe.ca.gov](http://www.bppe.ca.gov), toll-free telephone number (888) 370-7589 or by fax (916) 263 – 1897.

\_\_\_\_\_  
Student Name – Print

\_\_\_\_\_  
Student Signature

\_\_\_\_\_  
Date

\_\_\_\_\_  
School Official

\_\_\_\_\_  
Date

## Definitions

- “Number of Students Who Began the Program” means the number of students who began a program who were scheduled to complete the program within 100% of the published program length within the reporting calendar year and excludes all students who cancelled during the cancellation period.
- “Students Available for Graduation” is the number of students who began the program minus the number of students who have died, been incarcerated, or been called to active military duty.
- “Number of On-time Graduates” is the number of students who completed the program within 100% of the published program length within the reporting calendar year.
- “On-time Completion Rate” is the number of on-time graduates divided by the number of students available for graduation.
- “150% Graduates” is the number of students who completed the program within 150% of the program length (includes on-time graduates).
- “150% Completion Rate” is the number of students who completed the program in the reported calendar year within 150% of the published program length, including on-time graduates, divided by the number of students available for graduation.
- “Graduates Available for Employment” means the number of graduates minus the number of graduates unavailable for employment.
- “Graduates Unavailable for Employment” means the graduates who, after graduation, die, become incarcerated, are called to active military duty, are international students that leave the United States or do not have a visa allowing employment in the United States, or are continuing their education in an accredited or bureau-approved postsecondary institution.
- “Graduates Employed in the Field” means graduates who beginning within six months after a student completes the applicable educational program are gainfully employed, whose employment has been reported, and for whom the institution has documented verification of employment. For occupations for which the state requires passing an examination, the six months period begins after the announcement of the examination results for the first examination available after a student completes an applicable educational program.
- “Placement Rate Employed in the Field” is calculated by dividing the number of graduates gainfully employed in the field by the number of graduates available for employment.

# NEW YORK FILM ACADEMY

COLLEGE OF VISUAL AND PERFORMING ARTS

- “Number of Graduates Taking Exam” is the number of graduates who took the first available exam in the reported calendar year.
- “First Available Exam Date” is the date for the first available exam after a student completed a program.
- “Passage Rate” is calculated by dividing the number of graduates who passed the exam by the number of graduates who took the reported licensing exam.
- “Number Who Passed First Available Exam” is the number of graduates who took and passed the first available licensing exam after completing the program.
- “Salary” is as reported by graduate or graduate’s employer.
- “No Salary Information Reported” is the number of graduates for whom, after making reasonable attempts, the school was not able to obtain salary information.



## STUDENT'S RIGHT TO CANCEL

The student has a right to cancel this enrollment agreement and obtain a refund. A notice of cancellation or withdrawal must be made in writing. The written request must include the following information: specific timeframes, such as the date the course started and the date of cancellation or withdrawal. Notice of Withdrawal forms are available in the Office of the Registrar. Any student who intends to cancel or withdraw must submit a signed and dated copy of the Notice of Withdrawal Form, or any other form of written notice that includes the required information to:

New York Film Academy  
3300 W. Riverside Dr.  
Burbank, CA 91505

## REFUND INFORMATION:

The New York Film Academy will refund 100% of the amount paid for institutional charges, less an administrative processing fee of \$100.00 if notice of cancellation is made through attendance at the first class session, or the seventh class day after enrollment, whichever is later.

Notice of cancellation or withdrawal must be made no later than \_\_\_\_\_.

After the 100% refund period described above, a student may withdraw from a course after instruction has started and receive a pro rata refund (less a non-refundable administrative processing fee of \$100.00) for the unused portion of the tuition and other refundable charges, if the student has completed 60% or less of the term's instruction.

The amount of the refund is calculated based on the student's withdrawal date. Transfer credits will be awarded with a deduction in overall tuition based on a per credit unit cost. Refunds are disbursed within 30 days of the official withdrawal from the school. The withdrawal is dated on the day that the student gave written notice to the school.



**SCHOOL PERFORMANCE FACT SHEET  
CALENDAR YEARS 2016 & 2017**

**Holiday Filmmaking Workshop – 6 Weeks**

**On-time Completion Rates (Graduation Rates)**

Include data for the two calendar years prior to reporting

Calendar Year	Number of Student Who Began the Program	Students Available for Graduation	Number of On-time Graduates	On-time Completion Rates
2016	8	8	6	75%
2017	No students enrolled in this year			

Student’s Initials: \_\_\_\_\_ Date: \_\_\_\_\_

Initial only after you have had sufficient time to read and understand the information.

**Students Completing with 150% of Published Program Length**

Calendar Year	Number of Student Who Began the Program	Students Available for Graduation	150% Graduates	150% Completion Rates
2016	8	8	0	0
2017	No students enrolled in this year			

\*Included only if program is more than one year in length

Student’s Initials: \_\_\_\_\_ Date: \_\_\_\_\_

Initial only after you have had sufficient time to read and understand the information.



**Job Placement Rates (includes data for the two calendar years prior to reporting)**

Calendar Year	Number of Students Who Began the Program	Number of Graduates	Graduates Available for Employment	Graduates Employed in the Field	Placement Rate % Employment in the Field
2016	8	6	3	1	33%
2017	No students enrolled in this year				

You may obtain from the institution a list of the employment positions determined to be in the field for which a student received education and training. Please contact the Compliance Office.

**Gainful Employment Categories (includes data for the two calendar years prior to reporting)**

**Part Time vs. Full -Time Employment**

Calendar Year	Graduates Employed in the Field 20 to 29 hours per week	Graduates Employed in the Field at least 30 hours per week	Total Graduates Employed in the field
2016	1	0	1
2017	No students enrolled in this year		

**Single Position vs. Concurrent Aggregated Positions**

Calendar Year	Graduates Employed in the Field in a single position	Graduates Employed in the Field concurrent aggregated positions	Total Graduates Employed in the field
2016	0	1	1
2017	No students enrolled in this year		



**Self-Employed/Freelance Positions**

Calendar Year	Graduates Employed who are self-employed or working freelance	Total Graduates Employed in the field
2016	0	1
2017	No students enrolled in this year	

**Institutional Employment**

Calendar Year	Graduates Employed in the field who are Employed by the Institution, an Employer Owned by the Institution, or an Employer who shares Ownership with the institution.	Total Graduates Employed in the field
2016	0	1
2017	No students enrolled in this year	

**Student's Initials: \_\_\_\_\_ Date: \_\_\_\_\_**

**Initial only after you have had sufficient time to read and understand the information.**

**This Program may result in freelance or self-employment.**

- The work available to graduates of this program is usually for freelance or self-employment.
- This type of work may not be consistent.
- The period of employment can range from one day to weeks to several months.
- Hours worked in a day or week may be more or less than the traditional 8 hours work day or 40-hour work week.
- You can expect to spend unpaid time expanding your networks, advertising, promoting your services, or honing your skills.
- Once graduates begin to work freelance or are self-employed, they will be asked to provide documentation that they are employed as such so that they may be counted as placed for our job placement records.
- Students initialing this disclosure understand that either a majority or all of this school's graduates are employed in this manner and understand what comprises this work style.

**Student's Initials: \_\_\_\_\_ Date: \_\_\_\_\_**

**Initial only after you have had sufficient time to read and understand the information.**



**License Examination Passage Rates – This program does not lead to licensing examinations**

**Salary and Wage Information (includes data for the two calendar years prior to reporting)**

Annual salary and wages reported for graduates employed in the field.

Calendar Year	Graduates Available for Employment	Graduates Employed in the Field	\$20,001 - \$25,000	\$35,001 - \$40,000	\$40,001 - \$45,000	\$55,001 - \$60,000	No Salary Information Reported
2016	3	1					1
2017	No students enrolled in this year						

A list of sources used to substantiate salary disclosures is available from the school. Please contact the Compliance Office.

**Student’s Initials: \_\_\_\_\_ Date: \_\_\_\_\_**

**Initial only after you have had sufficient time to read and understand the information.**

**COST OF EDUCATIONAL PROGRAM**

Total Charges for the program for students completing on-time in 2017: \$2,782. Additional charges may be incurred if the program is not completed on-time.

**Student’s Initials: \_\_\_\_\_ Date: \_\_\_\_\_**

**Initial only after you have had sufficient time to read and understand the information.**





**FEDERAL STUDENT LOAN DEBT**

Most recent three year cohort default rate, as reported by the United States Department of Education.*	The percentage of enrolled students in 2017 receiving federal student loans to pay for this program.	The average amount of federal student loan debt of 2017 graduates who took out federal student loans at this institution.	The percentage of graduates in 2017 who took out federal student loans to pay for this Education Program.
6.9%	N/A	N/A	N/A

\*The percentage of students who defaulted on their federal student loans is called the Cohort Default Rate (CDR). It shows the percentage of this school’s students who were more than 270 days (9 months) behind on their federal student loans within three years of when the first payment was due. This is the most recent CDR reported by the U.S. Department of Education.

**Student’s Initials:** \_\_\_\_\_ **Date:** \_\_\_\_\_

**Initial only after you have had sufficient time to read and understand the information.**

This fact sheet is filled with the Bureau for Private Postsecondary Education. Regardless of any information you may have relating to the completion rates, starting salaries, or license exam passage rates, this fact sheet contains the information as calculated pursuant to state law.

Any questions a student may have regarding this fact sheet that have not been satisfactorily answered by the institution may be directed to the Bureau for Private Postsecondary Education at 2535 Capitol Oaks Drive, Suite 400, Sacramento, CA 95833, [www.bppe.ca.gov](http://www.bppe.ca.gov), toll-free telephone number (888) 370-7589 or by fax (916) 263 – 1897.

\_\_\_\_\_  
Student Name – Print

\_\_\_\_\_  
Student Signature

\_\_\_\_\_  
Date

\_\_\_\_\_  
School Official

\_\_\_\_\_  
Date

## Definitions

- “Number of Students Who Began the Program” means the number of students who began a program who were scheduled to complete the program within 100% of the published program length within the reporting calendar year and excludes all students who cancelled during the cancellation period.
- “Students Available for Graduation” is the number of students who began the program minus the number of students who have died, been incarcerated, or been called to active military duty.
- “Number of On-time Graduates” is the number of students who completed the program within 100% of the published program length within the reporting calendar year.
- “On-time Completion Rate” is the number of on-time graduates divided by the number of students available for graduation.
- “150% Graduates” is the number of students who completed the program within 150% of the program length (includes on-time graduates).
- “150% Completion Rate” is the number of students who completed the program in the reported calendar year within 150% of the published program length, including on-time graduates, divided by the number of students available for graduation.
- “Graduates Available for Employment” means the number of graduates minus the number of graduates unavailable for employment.
- “Graduates Unavailable for Employment” means the graduates who, after graduation, die, become incarcerated, are called to active military duty, are international students that leave the United States or do not have a visa allowing employment in the United States, or are continuing their education in an accredited or bureau-approved postsecondary institution.
- “Graduates Employed in the Field” means graduates who beginning within six months after a student completes the applicable educational program are gainfully employed, whose employment has been reported, and for whom the institution has documented verification of employment. For occupations for which the state requires passing an examination, the six months period begins after the announcement of the examination results for the first examination available after a student completes an applicable educational program.
- “Placement Rate Employed in the Field” is calculated by dividing the number of graduates gainfully employed in the field by the number of graduates available for employment.

# NEW YORK FILM ACADEMY

COLLEGE OF VISUAL AND PERFORMING ARTS

- “Number of Graduates Taking Exam” is the number of graduates who took the first available exam in the reported calendar year.
- “First Available Exam Date” is the date for the first available exam after a student completed a program.
- “Passage Rate” is calculated by dividing the number of graduates who passed the exam by the number of graduates who took the reported licensing exam.
- “Number Who Passed First Available Exam” is the number of graduates who took and passed the first available licensing exam after completing the program.
- “Salary” is as reported by graduate or graduate’s employer.
- “No Salary Information Reported” is the number of graduates for whom, after making reasonable attempts, the school was not able to obtain salary information.



## STUDENT'S RIGHT TO CANCEL

The student has a right to cancel this enrollment agreement and obtain a refund. A notice of cancellation or withdrawal must be made in writing. The written request must include the following information: specific timeframes, such as the date the course started and the date of cancellation or withdrawal. Notice of Withdrawal forms are available in the Office of the Registrar. Any student who intends to cancel or withdraw must submit a signed and dated copy of the Notice of Withdrawal Form, or any other form of written notice that includes the required information to:

New York Film Academy  
3300 W. Riverside Dr.  
Burbank, CA 91505

## REFUND INFORMATION:

The New York Film Academy will refund 100% of the amount paid for institutional charges, less an administrative processing fee of \$100.00 if notice of cancellation is made through attendance at the first class session, or the seventh class day after enrollment, whichever is later.

Notice of cancellation or withdrawal must be made no later than \_\_\_\_\_.

After the 100% refund period described above, a student may withdraw from a course after instruction has started and receive a pro rata refund (less a non-refundable administrative processing fee of \$100.00) for the unused portion of the tuition and other refundable charges, if the student has completed 60% or less of the term's instruction.

The amount of the refund is calculated based on the student's withdrawal date. Transfer credits will be awarded with a deduction in overall tuition based on a per credit unit cost. Refunds are disbursed within 30 days of the official withdrawal from the school. The withdrawal is dated on the day that the student gave written notice to the school.



**SCHOOL PERFORMANCE FACT SHEET  
CALENDAR YEARS 2016 & 2017**

**Master of Arts in Film & Media Production – 1 Year**

**On-time Completion Rates (Graduation Rates)**

Include data for the two calendar years prior to reporting

Calendar Year	Number of Student Who Began the Program	Students Available for Graduation	Number of On-time Graduates	On-time Completion Rates
2016	113	103	101	98%
2017	93	93	76	82%

Student’s Initials: \_\_\_\_\_ Date: \_\_\_\_\_

Initial only after you have had sufficient time to read and understand the information.

**Students Completing with 150% of Published Program Length**

Calendar Year	Number of Student Who Began the Program	Students Available for Graduation	150% Graduates	150% Completion Rates
2016	n/a			n/a
2017	n/a			n/a

\*Included only if program is more than one year in length

Student’s Initials: \_\_\_\_\_ Date: \_\_\_\_\_

Initial only after you have had sufficient time to read and understand the information.



**Job Placement Rates (includes data for the two calendar years prior to reporting)**

Calendar Year	Number of Students Who Began the Program	Number of Graduates	Graduates Available for Employment	Graduates Employed in the Field	Placement Rate % Employment in the Field
2016	113	101	101	27	27%
2017	93	76	61	13	21%

You may obtain from the institution a list of the employment positions determined to be in the field for which a student received education and training. Please contact the Compliance Office.

**Gainful Employment Categories (includes data for the two calendar years prior to reporting)**

**Part Time vs. Full -Time Employment**

Calendar Year	Graduates Employed in the Field 20 to 29 hours per week	Graduates Employed in the Field at least 30 hours per week	Total Graduates Employed in the field
2016	5	22	27
2017	3	8	13

**Single Position vs. Concurrent Aggregated Positions**

Calendar Year	Graduates Employed in the Field in a single position	Graduates Employed in the Field concurrent aggregated positions	Total Graduates Employed in the field
2016	8	5	27
2017	9	0	13



**Self-Employed/Freelance Positions**

Calendar Year	Graduates Employed who are self-employed or working freelance	Total Graduates Employed in the field
2016	14	27
2017	6	13

**Institutional Employment**

Calendar Year	Graduates Employed in the field who are Employed by the Institution, an Employer Owned by the Institution, or an Employer who shares Ownership with the institution.	Total Graduates Employed in the field
2016	1	27
2017	0	13

**Student's Initials:** \_\_\_\_\_ **Date:** \_\_\_\_\_

**Initial only after you have had sufficient time to read and understand the information.**

**This Program may result in freelance or self-employment.**

- The work available to graduates of this program is usually for freelance or self-employment.
- This type of work may not be consistent.
- The period of employment can range from one day to weeks to several months.
- Hours worked in a day or week may be more or less than the traditional 8 hours work day or 40-hour work week.
- You can expect to spend unpaid time expanding your networks, advertising, promoting your services, or honing your skills.
- Once graduates being to work freelance or are self-employed, they will be asked to provide documentation that they are employed as such so that they may be counted as placed for our job placement records.
- Students initialing this disclosure understand that either a majority or all of this school's graduates are employed in this manner and understand what comprises this work style.

**Student's Initials:** \_\_\_\_\_ **Date:** \_\_\_\_\_

**Initial only after you have had sufficient time to read and understand the information.**



**License Examination Passage Rates – This program does not lead to licensing examinations**

**Salary and Wage Information (includes data for the two calendar years prior to reporting)**

Annual salary and wages reported for graduates employed in the field.

Calendar Year	Graduates Available for Employment	Graduates Employed in the Field	\$5,001 - \$10,000	\$10,001 - \$15,000	\$25,001 - \$30,000	\$35,001 - \$40,000	\$45,001 - \$50,000	No Salary Information Reported
2016	101	27	3		1	3	2	18
2017	24	13	1	1		1	1	9

A list of sources used to substantiate salary disclosures is available from the school. Please contact the Compliance Office.

Student’s Initials: \_\_\_\_\_ Date: \_\_\_\_\_

Initial only after you have had sufficient time to read and understand the information.

**COST OF EDUCATIONAL PROGRAM**

Total charges for the program for students completing on-time in 2017: \$43,425. Additional charges may be incurred if the program is not completed on-time.

Student’s Initials: \_\_\_\_\_ Date: \_\_\_\_\_

Initial only after you have had sufficient time to read and understand the information.





**FEDERAL STUDENT LOAN DEBT**

Most recent three year cohort default rate, as reported by the United State Department of Education.*	The percentage of enrolled students in 2017 receiving federal student loans to pay for this program.	The average amount of federal student loan debt of 2017 graduates who took out federal student loans at this institution.	The percentage of graduates in 2017 who took out federal student loans to pay for this Education. Program.
6.9%	3.7%	\$63,606.33	3.2%

\*The percentage of students who defaulted on their federal student loans is called the Cohort Default Rate (CDR). It shows the percentage of this school’s students who were more than 270 days (9 months) behind on their federal student loans within three years of when the first payment was due. This is the most recent CDR reported by the U.S. Department of Education.

**Student’s Initials:** \_\_\_\_\_ **Date:** \_\_\_\_\_

**Initial only after you have had sufficient time to read and understand the information.**

This fact sheet is filled with the Bureau for Private Postsecondary Education. Regardless of any information you may have relating to the completion rates, starting salaries, or license exam passage rates, this fact sheet contains the information as calculated pursuant to state law.

Any questions a student may have regarding this fact sheet that have not been satisfactorily answered by the institution may be directed to the Bureau for Private Postsecondary Education at 2535 Capitol Oaks Drive, Suite 400, Sacramento, CA 95833, [www.bppe.ca.gov](http://www.bppe.ca.gov), toll-free telephone number (888) 370-7589 or by fax (916) 263 – 1897.

\_\_\_\_\_  
Student Name – Print

\_\_\_\_\_  
Student Signature

\_\_\_\_\_  
Date

\_\_\_\_\_  
School Official

\_\_\_\_\_  
Date

## Definitions

- “Number of Students Who Began the Program” means the number of students who began a program who were scheduled to complete the program within 100% of the published program length within the reporting calendar year and excludes all students who cancelled during the cancellation period.
- “Students Available for Graduation” is the number of students who began the program minus the number of students who have died, been incarcerated, or been called to active military duty.
- “Number of On-time Graduates” is the number of students who completed the program within 100% of the published program length within the reporting calendar year.
- “On-time Completion Rate” is the number of on-time graduates divided by the number of students available for graduation.
- “150% Graduates” is the number of students who completed the program within 150% of the program length (includes on-time graduates).
- “150% Completion Rate” is the number of students who completed the program in the reported calendar year within 150% of the published program length, including on-time graduates, divided by the number of students available for graduation.
- “Graduates Available for Employment” means the number of graduates minus the number of graduates unavailable for employment.
- “Graduates Unavailable for Employment” means the graduates who, after graduation, die, become incarcerated, are called to active military duty, are international students that leave the United States or do not have a visa allowing employment in the United States, or are continuing their education in an accredited or bureau-approved postsecondary institution.
- “Graduates Employed in the Field” means graduates who beginning within six months after a student completes the applicable educational program are gainfully employed, whose employment has been reported, and for whom the institution has documented verification of employment. For occupations for which the state requires passing an examination, the six months period begins after the announcement of the examination results for the first examination available after a student completes an applicable educational program.
- “Placement Rate Employed in the Field” is calculated by dividing the number of graduates gainfully employed in the field by the number of graduates available for employment.

# NEW YORK FILM ACADEMY

COLLEGE OF VISUAL AND PERFORMING ARTS

- “Number of Graduates Taking Exam” is the number of graduates who took the first available exam in the reported calendar year.
- “First Available Exam Date” is the date for the first available exam after a student completed a program.
- “Passage Rate” is calculated by dividing the number of graduates who passed the exam by the number of graduates who took the reported licensing exam.
- “Number Who Passed First Available Exam” is the number of graduates who took and passed the first available licensing exam after completing the program.
- “Salary” is as reported by graduate or graduate’s employer.
- “No Salary Information Reported” is the number of graduates for whom, after making reasonable attempts, the school was not able to obtain salary information.



## **STUDENT'S RIGHT TO CANCEL**

The student has a right to cancel this enrollment agreement and obtain a refund. A notice of cancellation or withdrawal must be made in writing. The written request must include the following information: specific timeframes, such as the date the course started and the date of cancellation or withdrawal.

Notice of Withdrawal forms are available in the Office of the Registrar. Any student who intends to cancel or withdraw must submit a signed and dated copy of the Notice of Withdrawal Form, or any other form of written notice that includes the required information to:

New York Film Academy  
3300 W. Riverside Dr.  
Burbank, CA 91505

## **REFUND INFORMATION**

The New York Film Academy will refund 100% of the amount paid for institutional charges, less an administrative processing fee of \$100.00 if notice of cancellation is made through attendance at the first class session, or the seventh class day after enrollment, whichever is later.

Notice of cancellation or withdrawal must be made no later than \_\_\_\_\_

After the 100% refund period described above, a student may withdraw from a course after instruction has started and receive a pro rata refund (less a non-refundable administrative processing fee of \$100.00) for the unused portion of the tuition and other refundable charges, if the student has completed 60% or less of the term's instruction. The amount of the refund is calculated based on the student's last day of attendance.

Refunds are disbursed within 30 days of the official withdrawal from the school. The withdrawal is dated on the day that the student gave written notice to the school.

The New York Film Academy shall refund any credit balance on the student's account within 30 days after the date of the student's completion of, or withdrawal from, the educational program in which the student was enrolled.



**SCHOOL PERFORMANCE FACT SHEET  
CALENDAR YEARS 2016 & 2017**

**Master of Arts in Producing – 1 Years**

**On-time Completion Rates (Graduation Rates)**

**Include data for the two calendar years prior to reporting**

This program is new. Therefore, the number of students who graduate, the number of students who are placed, or the starting salary you can earn after finishing the educational program are unknown at this time. Information regarding general salary and placement statistics may be available from government sources or from the institution, but it is not equivalent to actual performance data. This information will be in 2018.

**Student’s Initials: \_\_\_\_\_ Date: \_\_\_\_\_**

**Initial only after you have had sufficient time to read and understand the information.**

**Job Placement Rates (includes data for the two calendar years prior to reporting)**

This program is new. Therefore, the number of students who graduate, the number of students who are placed, or the starting salary you can earn after finishing the educational program are unknown at this time. Information regarding general salary and placement statistics may be available from government sources or from the institution, but it is not equivalent to actual performance data. This information will be available once a cohort of students enrolled in the program.

**Gainful Employment Categories (includes data for the two calendar years prior to reporting)**

This program is new. Therefore, the number of students who graduate, the number of students who are placed, or the starting salary you can earn after finishing the educational program are unknown at this time. Information regarding general salary and placement statistics may be available from government sources or from the institution, but it is not equivalent to actual performance data. This information will be available once a cohort of students enrolled in the program.

**Student’s Initials: \_\_\_\_\_ Date: \_\_\_\_\_**

**Initial only after you have had sufficient time to read and understand the information.**



**This Program may result in freelance or self-employment.**

- The work available to graduates of this program is usually for freelance or self-employment.
- This type of work may not be consistent.
- The period of employment can range from one day to weeks to several months.
- Hours worked in a day or week may be more or less than the traditional 8 hours work day or 40-hour work week.
- You can expect to spend unpaid time expanding your networks, advertising, promoting your services, or honing your skills.
- Once graduates being to work freelance or are self-employed, they will be asked to provide documentation that they are employed as such so that they may be counted as placed for our job placement records.
- Students initialing this disclosure understand that either a majority or all of this school’s graduates are employed in this manner and understand what comprises this work style.

**Student’s Initials: \_\_\_\_\_ Date: \_\_\_\_\_**

**Initial only after you have had sufficient time to read and understand the information.**

**License Examination Passage Rates – This program does not lead to licensing examinations**

**Salary and Wage Information (includes data for the two calendar years prior to reporting)**

This program is new. Therefore, the number of students who graduate, the number of students who are placed, or the starting salary you can earn after finishing the educational program are unknown at this time. Information regarding general salary and placement statistics may be available from government sources or from the institution, but it is not equivalent to actual performance data. This information will be available once a cohort of students enrolled in the program.

**Student’s Initials: \_\_\_\_\_ Date: \_\_\_\_\_**

**Initial only after you have had sufficient time to read and understand the information.**



**COST OF EDUCATIONAL PROGRAM**

Total Charges for the program for students completing on-time in 2017: \$41,360. Additional charges may be incurred if the program is not completed on-time.

**Student's Initials:** \_\_\_\_\_ **Date:** \_\_\_\_\_

**Initial only after you have had sufficient time to read and understand the information.**

**FEDERAL STUDENT LOAN DEBT**

<b>Most recent three year cohort default rate, as reported by the United State Department of Education.*</b>	<b>The percentage of enrolled students in 2017 receiving federal student loans to pay for this program.</b>	<b>The average amount of federal student loan debt of 2017 graduates who took out federal student loans at this institution.</b>	<b>The percentage of graduates in 2017 who took out federal student loans to pay for this Education Program.</b>
6.9%	25%	N/A	0%

\*The percentage of students who defaulted on their federal student loans is called the Cohort Default Rate (CDR). It shows the percentage of this school's students who were more than 270 days (9 months) behind on their federal student loans within three years of when the first payment was due. This is the most recent CDR reported by the U.S. Department of Education.

**Student's Initials:** \_\_\_\_\_ **Date:** \_\_\_\_\_

**Initial only after you have had sufficient time to read and understand the information.**

This fact sheet is filled with the Bureau for Private Postsecondary Education. Regardless of any information you may have relating to the completion rates, starting salaries, or license exam passage rates, this fact sheet contains the information as calculated pursuant to state law.

Any questions a student may have regarding this fact sheet that have not been satisfactorily answered by the institution may be directed to the Bureau for Private Postsecondary Education at 2535 Capitol Oaks Drive, Suite 400, Sacramento, CA 95833, [www.bppe.ca.gov](http://www.bppe.ca.gov), toll-free telephone number (888) 370-7589 or by fax (916) 263 – 1897.



\_\_\_\_\_  
Student Name – Print

\_\_\_\_\_  
Student Signature

\_\_\_\_\_  
School Official

\_\_\_\_\_  
Date

\_\_\_\_\_  
Date



## Definitions

- “Number of Students Who Began the Program” means the number of students who began a program who were scheduled to complete the program within 100% of the published program length within the reporting calendar year and excludes all students who cancelled during the cancellation period.
- “Students Available for Graduation” is the number of students who began the program minus the number of students who have died, been incarcerated, or been called to active military duty.
- “Number of On-time Graduates” is the number of students who completed the program within 100% of the published program length within the reporting calendar year.
- “On-time Completion Rate” is the number of on-time graduates divided by the number of students available for graduation.
- “150% Graduates” is the number of students who completed the program within 150% of the program length (includes on-time graduates).
- “150% Completion Rate” is the number of students who completed the program in the reported calendar year within 150% of the published program length, including on-time graduates, divided by the number of students available for graduation.
- “Graduates Available for Employment” means the number of graduates minus the number of graduates unavailable for employment.
- “Graduates Unavailable for Employment” means the graduates who, after graduation, die, become incarcerated, are called to active military duty, are international students that leave the United States or do not have a visa allowing employment in the United States, or are continuing their education in an accredited or bureau-approved postsecondary institution.
- “Graduates Employed in the Field” means graduates who beginning within six months after a student completes the applicable educational program are gainfully employed, whose employment has been reported, and for whom the institution has documented verification of employment. For occupations for which the state requires passing an examination, the six months period begins after the announcement of the examination results for the first examination available after a student completes an applicable educational program.
- “Placement Rate Employed in the Field” is calculated by dividing the number of graduates gainfully employed in the field by the number of graduates available for employment.

# NEW YORK FILM ACADEMY

COLLEGE OF VISUAL AND PERFORMING ARTS

- “Number of Graduates Taking Exam” is the number of graduates who took the first available exam in the reported calendar year.
- “First Available Exam Date” is the date for the first available exam after a student completed a program.
- “Passage Rate” is calculated by dividing the number of graduates who passed the exam by the number of graduates who took the reported licensing exam.
- “Number Who Passed First Available Exam” is the number of graduates who took and passed the first available licensing exam after completing the program.
- “Salary” is as reported by graduate or graduate’s employer.
- “No Salary Information Reported” is the number of graduates for whom, after making reasonable attempts, the school was not able to obtain salary information.



## **STUDENT'S RIGHT TO CANCEL**

The student has a right to cancel this enrollment agreement and obtain a refund. A notice of cancellation or withdrawal must be made in writing. The written request must include the following information: specific timeframes, such as the date the course started and the date of cancellation or withdrawal. Notice of Withdrawal forms are available in the Office of the Registrar. Any student who intends to cancel or withdraw must submit a signed and dated copy of the Notice of Withdrawal Form, or any other form of written notice that includes the required information to:

New York Film Academy  
3300 W. Riverside Dr.  
Burbank, CA 91505

## **REFUND INFORMATION:**

The New York Film Academy will refund 100% of the amount paid for institutional charges, less an administrative processing fee of \$100.00 if notice of cancellation is made through attendance at the first class session, or the seventh class day after enrollment, whichever is later.

Notice of cancellation or withdrawal must be made no later than \_\_\_\_\_.

After the 100% refund period described above, a student may withdraw from a course after instruction has started and receive a pro rata refund (less a non-refundable administrative processing fee of \$100.00) for the unused portion of the tuition and other refundable charges, if the student has completed 60% or less of the term's instruction.

The amount of the refund is calculated based on the student's withdrawal date. Transfer credits will be awarded with a deduction in overall tuition based on a per credit unit cost. Refunds are disbursed within 30 days of the official withdrawal from the school. The withdrawal is dated on the day that the student gave written notice to the school.



**SCHOOL PERFORMANCE FACT SHEET  
CALENDAR YEARS 2016 & 2017**

**Master of Arts in Screenwriting – 1 Year**

**On-time Completion Rates (Graduation Rates)**  
Include data for the two calendar years prior to reporting

Calendar Year	Number of Student Who Began the Program	Students Available for Graduation	Number of On-time Graduates	On-time Completion Rates
2016	No Data for 2016			
2017	3	3	3	100%

Student’s Initials: \_\_\_\_\_ Date: \_\_\_\_\_

Initial only after you have had sufficient time to read and understand the information.

**Students Completing with 150% of Published Program Length**

Calendar Year	Number of Student Who Began the Program	Students Available for Graduation	150% Graduates	150% Completion Rates
2016	No Data for 2016			
2017	n/a			n/a

\*Included only if program is more than one year in length

Student’s Initials: \_\_\_\_\_ Date: \_\_\_\_\_

Initial only after you have had sufficient time to read and understand the information.



**Job Placement Rates (includes data for the two calendar years prior to reporting)**

Calendar Year	Number of Students Who Began the Program	Number of Graduates	Graduates Available for Employment	Graduates Employed in the Field	Placement Rate % Employment in the Field
2016	No Data for 2016				
2017	3	3	2	1	50%

You may obtain from the institution a list of the employment positions determined to be in the field for which a student received education and training. Please contact the Compliance Office.

**Gainful Employment Categories (includes data for the two calendar years prior to reporting)**

**Part Time vs. Full -Time Employment**

Calendar Year	Graduates Employed in the Field 20 to 29 hours per week	Graduates Employed in the Field at least 30 hours per week	Total Graduates Employed in the field
2016	No Data for 2016		
2017	0	0	1

**Single Position vs. Concurrent Aggregated Positions**

Calendar Year	Graduates Employed in the Field in a single position	Graduates Employed in the Field concurrent aggregated positions	Total Graduates Employed in the field
2016	No Data for 2016		
2017	0	0	1



**Self-Employed/Freelance Positions**

Calendar Year	Graduates Employed who are self-employed or working freelance	Total Graduates Employed in the field
2016	No Data for 2016	
2017	1	1

**Institutional Employment**

Calendar Year	Graduates Employed in the field who are Employed by the Institution, an Employer Owned by the Institution, or an Employer who shares Ownership with the institution.	Total Graduates Employed in the field
2016	No Data for 2016	
2017	0	1

**Student's Initials:** \_\_\_\_\_ **Date:** \_\_\_\_\_

**Initial only after you have had sufficient time to read and understand the information.**

**This Program may result in freelance or self-employment.**

- The work available to graduates of this program is usually for freelance or self-employment.
- This type of work may not be consistent.
- The period of employment can range from one day to weeks to several months.
- Hours worked in a day or week may be more or less than the traditional 8 hours work day or 40-hour work week.
- You can expect to spend unpaid time expanding your networks, advertising, promoting your services, or honing your skills.
- Once graduates begin to work freelance or are self-employed, they will be asked to provide documentation that they are employed as such so that they may be counted as placed for our job placement records.
- Students initialing this disclosure understand that either a majority or all of this school's graduates are employed in this manner and understand what comprises this work style.

**Student's Initials:** \_\_\_\_\_ **Date:** \_\_\_\_\_

**Initial only after you have had sufficient time to read and understand the information.**



**License Examination Passage Rates – This program does not lead to licensing examinations**

**Salary and Wage Information (includes data for the two calendar years prior to reporting)**

Annual salary and wages reported for graduates employed in the field.

Calendar Year	Graduates Available for Employment	Graduates Employed in the Field	\$5,001 - \$10,000	\$25,001 - \$30,000	\$35,001 - \$40,000	\$45,001 - \$50,000	No Salary Information Reported
2016	No Data for 2016						
2017	3	1					0

**A list of sources used to substantiate salary disclosures is available from the school. Please contact the Compliance Office.**

**Student’s Initials: \_\_\_\_\_ Date: \_\_\_\_\_**

**Initial only after you have had sufficient time to read and understand the information.**

**COST OF EDUCATIONAL PROGRAM**

Total Charges for the program for students completing on-time in 2017: \$28,952. Additional charges may be incurred if the program is not completed on-time.

**Student’s Initials: \_\_\_\_\_ Date: \_\_\_\_\_**

**Initial only after you have had sufficient time to read and understand the information.**



**FEDERAL STUDENT LOAN DEBT**

<b>Most recent three year cohort default rate, as reported by the United States Department of Education.*</b>	<b>The percentage of enrolled students in 2017 receiving federal student loans to pay for this program.</b>	<b>The average amount of federal student loan debt of 2017 graduates who took out federal student loans at this institution.</b>	<b>The percentage of graduates in 2017 who took out federal student loans to pay for this Education Program.</b>
6.9%	N/A	N/A	0%

\*The percentage of students who defaulted on their federal student loans is called the Cohort Default Rate (CDR). It shows the percentage of this school’s students who were more than 270 days (9 months) behind on their federal student loans within three years of when the first payment was due. This is the most recent CDR reported by the U.S. Department of Education.

**Student’s Initials:** \_\_\_\_\_ **Date:** \_\_\_\_\_

**Initial only after you have had sufficient time to read and understand the information.**

This fact sheet is filled with the Bureau for Private Postsecondary Education. Regardless of any information you may have relating to the completion rates, starting salaries, or license exam passage rates, this fact sheet contains the information as calculated pursuant to state law.

Any questions a student may have regarding this fact sheet that have not been satisfactorily answered by the institution may be directed to the Bureau for Private Postsecondary Education at 2535 Capitol Oaks Drive, Suite 400, Sacramento, CA 95833, [www.bppe.ca.gov](http://www.bppe.ca.gov), toll-free telephone number (888) 370-7589 or by fax (916) 263 – 1897.

\_\_\_\_\_  
Student Name – Print

\_\_\_\_\_  
Student Signature

\_\_\_\_\_  
Date

\_\_\_\_\_  
School Official

\_\_\_\_\_  
Date



## Definitions

- “Number of Students Who Began the Program” means the number of students who began a program who were scheduled to complete the program within 100% of the published program length within the reporting calendar year and excludes all students who cancelled during the cancellation period.
- “Students Available for Graduation” is the number of students who began the program minus the number of students who have died, been incarcerated, or been called to active military duty.
- “Number of On-time Graduates” is the number of students who completed the program within 100% of the published program length within the reporting calendar year.
- “On-time Completion Rate” is the number of on-time graduates divided by the number of students available for graduation.
- “150% Graduates” is the number of students who completed the program within 150% of the program length (includes on-time graduates).
- “150% Completion Rate” is the number of students who completed the program in the reported calendar year within 150% of the published program length, including on-time graduates, divided by the number of students available for graduation.
- “Graduates Available for Employment” means the number of graduates minus the number of graduates unavailable for employment.
- “Graduates Unavailable for Employment” means the graduates who, after graduation, die, become incarcerated, are called to active military duty, are international students that leave the United States or do not have a visa allowing employment in the United States, or are continuing their education in an accredited or bureau-approved postsecondary institution.
- “Graduates Employed in the Field” means graduates who beginning within six months after a student completes the applicable educational program are gainfully employed, whose employment has been reported, and for whom the institution has documented verification of employment. For occupations for which the state requires passing an examination, the six months period begins after the announcement of the examination results for the first examination available after a student completes an applicable educational program.
- “Placement Rate Employed in the Field” is calculated by dividing the number of graduates gainfully employed in the field by the number of graduates available for employment.

# NEW YORK FILM ACADEMY

COLLEGE OF VISUAL AND PERFORMING ARTS

- “Number of Graduates Taking Exam” is the number of graduates who took the first available exam in the reported calendar year.
- “First Available Exam Date” is the date for the first available exam after a student completed a program.
- “Passage Rate” is calculated by dividing the number of graduates who passed the exam by the number of graduates who took the reported licensing exam.
- “Number Who Passed First Available Exam” is the number of graduates who took and passed the first available licensing exam after completing the program.
- “Salary” is as reported by graduate or graduate’s employer.
- “No Salary Information Reported” is the number of graduates for whom, after making reasonable attempts, the school was not able to obtain salary information.



### **STUDENT'S RIGHT TO CANCEL**

The student has a right to cancel this enrollment agreement and obtain a refund. A notice of cancellation or withdrawal must be made in writing. The written request must include the following information: specific timeframes, such as the date the course started and the date of cancellation or withdrawal. Notice of Withdrawal forms are available in the Office of the Registrar. Any student who intends to cancel or withdraw must submit a signed and dated copy of the Notice of Withdrawal Form, or any other form of written notice that includes the required information to:

New York Film Academy  
3300 W. Riverside Dr.  
Burbank, CA 91505

### **REFUND INFORMATION:**

The New York Film Academy will refund 100% of the amount paid for institutional charges, less an administrative processing fee of \$100.00 if notice of cancellation is made through attendance at the first class session, or the seventh class day after enrollment, whichever is later.

Notice of cancellation or withdrawal must be made no later than \_\_\_\_\_.

After the 100% refund period described above, a student may withdraw from a course after instruction has started and receive a pro rata refund (less a non-refundable administrative processing fee of \$100.00) for the unused portion of the tuition and other refundable charges, if the student has completed 60% or less of the term's instruction.

The amount of the refund is calculated based on the student's withdrawal date. Transfer credits will be awarded with a deduction in overall tuition based on a per credit unit cost. Refunds are disbursed within 30 days of the official withdrawal from the school. The withdrawal is dated on the day that the student gave written notice to the school.



**SCHOOL PERFORMANCE FACT SHEET  
CALENDAR YEARS 2016 & 2017**

**Master of Fine Arts in Acting for Film – 2 Years**

**On-time Completion Rates (Graduation Rates)**

Include data for the two calendar years prior to reporting

Calendar Year	Number of Student Who Began the Program	Students Available for Graduation	Number of On-time Graduates	On-time Completion Rates
2016	63	55	54	98%
2017	47	47	39	83%

Student’s Initials: \_\_\_\_\_ Date: \_\_\_\_\_

Initial only after you have had sufficient time to read and understand the information.

**Students Completing with 150% of Published Program Length**

Calendar Year	Number of Student Who Began the Program	Students Available for Graduation	150% Graduates	150% Completion Rates
2016	n/a			n/a
2017	n/a			n/a

\*Included only if program is more than one year in length

Student’s Initials: \_\_\_\_\_ Date: \_\_\_\_\_

Initial only after you have had sufficient time to read and understand the information.



**Job Placement Rates (includes data for the two calendar years prior to reporting)**

Calendar Year	Number of Students Who Began the Program	Number of Graduates	Graduates Available for Employment	Graduates Employed in the Field	Placement Rate % Employment in the Field
2016	63	54	54	14	26%
2017	47	39	34	6	18%

You may obtain from the institution a list of the employment positions determined to be in the field for which a student received education and training. Please contact the Compliance Office.

**Gainful Employment Categories (includes data for the two calendar years prior to reporting)**

**Part Time vs. Full -Time Employment**

Calendar Year	Graduates Employed in the Field 20 to 29 hours per week	Graduates Employed in the Field at least 30 hours per week	Total Graduates Employed in the field
2016	8	6	14
2017	0	1	6

**Single Position vs. Concurrent Aggregated Positions**

Calendar Year	Graduates Employed in the Field in a single position	Graduates Employed in the Field concurrent aggregated positions	Total Graduates Employed in the field
2016	5	9	14
2017	5	1	6



**Self-Employed/Freelance Positions**

Calendar Year	Graduates Employed who are self-employed or working freelance	Total Graduates Employed in the field
2016	7	14
2017	5	6

**Institutional Employment**

Calendar Year	Graduates Employed in the field who are Employed by the Institution, an Employer Owned by the Institution, or an Employer who shares Ownership with the institution.	Total Graduates Employed in the field
2016	0	14
2017	0	6

**Student's Initials:** \_\_\_\_\_ **Date:** \_\_\_\_\_

**Initial only after you have had sufficient time to read and understand the information.**

**This Program may result in freelance or self-employment.**

- The work available to graduates of this program is usually for freelance or self-employment.
- This type of work may not be consistent.
- The period of employment can range from one day to weeks to several months.
- Hours worked in a day or week may be more or less than the traditional 8 hours work day or 40-hour work week.
- You can expect to spend unpaid time expanding your networks, advertising, promoting your services, or honing your skills.
- Once graduates begin to work freelance or are self-employed, they will be asked to provide documentation that they are employed as such so that they may be counted as placed for our job placement records.
- Students initialing this disclosure understand that either a majority or all of this school's graduates are employed in this manner and understand what comprises this work style.

**Student's Initials:** \_\_\_\_\_ **Date:** \_\_\_\_\_

**Initial only after you have had sufficient time to read and understand the information.**



**License Examination Passage Rates – This program does not lead to licensing examinations**

**Salary and Wage Information (includes data for the two calendar years prior to reporting)**

Annual salary and wages reported for graduates employed in the field.

Calendar Year	Graduates Available for Employment	Graduates Employed in the Field	\$0 - \$5,000	\$10,001 - \$15,000	\$15,001 - \$20,000	\$25,001 - \$30,000	\$45,001 - \$50,000	No Salary Information Reported
2016	54	14	3	3		2	1	5
2017	34	6	2		1			3

A list of sources used to substantiate salary disclosures is available from the school. Please contact the Compliance Office.

**Student’s Initials: \_\_\_\_\_ Date: \_\_\_\_\_**

**Initial only after you have had sufficient time to read and understand the information.**

**COST OF EDUCATIONAL PROGRAM**

Total Charges for the program for students completing on-time in 2017: \$65,698. Additional charges may be incurred if the program is not completed on-time.

**Student’s Initials: \_\_\_\_\_ Date: \_\_\_\_\_**

**Initial only after you have had sufficient time to read and understand the information.**



**FEDERAL STUDENT LOAN DEBT**

Most recent three year cohort default rate, as reported by the United State Department of Education.*	The percentage of enrolled students in 2017 receiving federal student loans to pay for this program.	The average amount of federal student loan debt of 2017 graduates who took out federal student loans at this institution.	The percentage of graduates in 2017 who took out federal student loans to pay for this Education. Program.
6.9%	38.3%	\$65,153.76	36.2%

\*The percentage of students who defaulted on their federal student loans is called the Cohort Default Rate (CDR). It shows the percentage of this school’s students who were more than 270 days (9 months) behind on their federal student loans within three years of when the first payment was due. This is the most recent CDR reported by the U.S. Department of Education.

**Student’s Initials:** \_\_\_\_\_ **Date:** \_\_\_\_\_

**Initial only after you have had sufficient time to read and understand the information.**

This fact sheet is filled with the Bureau for Private Postsecondary Education. Regardless of any information you may have relating to the completion rates, starting salaries, or license exam passage rates, this fact sheet contains the information as calculated pursuant to state law.

Any questions a student may have regarding this fact sheet that have not been satisfactorily answered by the institution may be directed to the Bureau for Private Postsecondary Education at 2535 Capitol Oaks Drive, Suite 400, Sacramento, CA 95833, [www.bppe.ca.gov](http://www.bppe.ca.gov), toll-free telephone number (888) 370-7589 or by fax (916) 263 – 1897.

\_\_\_\_\_  
Student Name – Print

\_\_\_\_\_  
Student Signature

\_\_\_\_\_  
Date

\_\_\_\_\_  
School Official

\_\_\_\_\_  
Date



## Definitions

- “Number of Students Who Began the Program” means the number of students who began a program who were scheduled to complete the program within 100% of the published program length within the reporting calendar year and excludes all students who cancelled during the cancellation period.
- “Students Available for Graduation” is the number of students who began the program minus the number of students who have died, been incarcerated, or been called to active military duty.
- “Number of On-time Graduates” is the number of students who completed the program within 100% of the published program length within the reporting calendar year.
- “On-time Completion Rate” is the number of on-time graduates divided by the number of students available for graduation.
- “150% Graduates” is the number of students who completed the program within 150% of the program length (includes on-time graduates).
- “150% Completion Rate” is the number of students who completed the program in the reported calendar year within 150% of the published program length, including on-time graduates, divided by the number of students available for graduation.
- “Graduates Available for Employment” means the number of graduates minus the number of graduates unavailable for employment.
- “Graduates Unavailable for Employment” means the graduates who, after graduation, die, become incarcerated, are called to active military duty, are international students that leave the United States or do not have a visa allowing employment in the United States, or are continuing their education in an accredited or bureau-approved postsecondary institution.
- “Graduates Employed in the Field” means graduates who beginning within six months after a student completes the applicable educational program are gainfully employed, whose employment has been reported, and for whom the institution has documented verification of employment. For occupations for which the state requires passing an examination, the six months period begins after the announcement of the examination results for the first examination available after a student completes an applicable educational program.
- “Placement Rate Employed in the Field” is calculated by dividing the number of graduates gainfully employed in the field by the number of graduates available for employment.

# NEW YORK FILM ACADEMY

COLLEGE OF VISUAL AND PERFORMING ARTS

- “Number of Graduates Taking Exam” is the number of graduates who took the first available exam in the reported calendar year.
- “First Available Exam Date” is the date for the first available exam after a student completed a program.
- “Passage Rate” is calculated by dividing the number of graduates who passed the exam by the number of graduates who took the reported licensing exam.
- “Number Who Passed First Available Exam” is the number of graduates who took and passed the first available licensing exam after completing the program.
- “Salary” is as reported by graduate or graduate’s employer.
- “No Salary Information Reported” is the number of graduates for whom, after making reasonable attempts, the school was not able to obtain salary information.



### **STUDENT'S RIGHT TO CANCEL:**

The student has a right to cancel this enrollment agreement and obtain a refund. A notice of cancellation or withdrawal must be made in writing. The written request must include the following information: specific timeframes, such as the date the course started and the date of cancellation or withdrawal. Notice of Withdrawal forms are available in the Office of the Registrar. Any student who intends to cancel or withdraw must submit a signed and dated copy of the Notice of Withdrawal Form, or any other form of written notice that includes the required information to:

New York Film Academy  
3300 W. Riverside Dr.  
Burbank, CA 91505

### **REFUND INFORMATION:**

The New York Film Academy will refund 100% of the amount paid for institutional charges, less an administrative processing fee of \$100.00 if notice of cancellation is made through attendance at the first class session, or the seventh class day after enrollment, whichever is later.

Notice of cancellation or withdrawal must be made no later than \_\_\_\_\_.

After the 100% refund period described above, a student may withdraw from a course after instruction has started and receive a pro rata refund (less a non-refundable administrative processing fee of \$100.00) for the unused portion of the tuition and other refundable charges, if the student has completed 60% or less of the term's instruction.

The amount of the refund is calculated based on the student's withdrawal date. Transfer credits will be awarded with a deduction in overall tuition based on a per credit unit cost. Refunds are disbursed within 30 days of the official withdrawal from the school. The withdrawal is dated on the day that the student gave written notice to the school.



**SCHOOL PERFORMANCE FACT SHEET  
CALENDAR YEARS 2016 & 2017**

**Master of Fine Arts in Cinematography – 2 Years**

**On-time Completion Rates (Graduation Rates)**

Include data for the two calendar years prior to reporting

Calendar Year	Number of Student Who Began the Program	Students Available for Graduation	Number of On-time Graduates	On-time Completion Rates
2016	22	21	21	100%
2017	18	18	10	55%

Student’s Initials: \_\_\_\_\_ Date: \_\_\_\_\_

Initial only after you have had sufficient time to read and understand the information.


**Students Completing with 150% of Published Program Length**

Calendar Year	Number of Student Who Began the Program	Students Available for Graduation	150% Graduates	150% Completion Rates
2016	n/a			n/a
2017	n/a			n/a

\*Included only if program is more than one year in length

Student’s Initials: \_\_\_\_\_ Date: \_\_\_\_\_

Initial only after you have had sufficient time to read and understand the information.



**Job Placement Rates (includes data for the two calendar years prior to reporting)**

Calendar Year	Number of Students Who Began the Program	Number of Graduates	Graduates Available for Employment	Graduates Employed in the Field	Placement Rate % Employment in the Field
2016	22	21	21	1	5%
2017	18	10	10	4	40%

You may obtain from the institution a list of the employment positions determined to be in the field for which a student received education and training. Please contact the Compliance Office.

**Gainful Employment Categories (includes data for the two calendar years prior to reporting)**

**Part Time vs. Full -Time Employment**

Calendar Year	Graduates Employed in the Field 20 to 29 hours per week	Graduates Employed in the Field at least 30 hours per week	Total Graduates Employed in the field
2016	0	1	1
2017	0	1	4

**Single Position vs. Concurrent Aggregated Positions**

Calendar Year	Graduates Employed in the Field in a single position	Graduates Employed in the Field concurrent aggregated positions	Total Graduates Employed in the field
2016	1	0	1
2017	3	1	4



**Self-Employed/Freelance Positions**

Calendar Year	Graduates Employed who are self-employed or working freelance	Total Graduates Employed in the field
2016	0	1
2017	3	4

**Institutional Employment**

Calendar Year	Graduates Employed in the field who are Employed by the Institution, an Employer Owned by the Institution, or an Employer who shares Ownership with the institution.	Total Graduates Employed in the field
2016	0	1
2017	0	4

**Student's Initials:** \_\_\_\_\_ **Date:** \_\_\_\_\_

**Initial only after you have had sufficient time to read and understand the information.**

**This Program may result in freelance or self-employment.**

- The work available to graduates of this program is usually for freelance or self-employment.
- This type of work may not be consistent.
- The period of employment can range from one day to weeks to several months.
- Hours worked in a day or week may be more or less than the traditional 8 hours work day or 40-hour work week.
- You can expect to spend unpaid time expanding your networks, advertising, promoting your services, or honing your skills.
- Once graduates being to work freelance or are self-employed, they will be asked to provide documentation that they are employed as such so that they may be counted as placed for our job placement records.
- Students initialing this disclosure understand that either a majority or all of this school's graduates are employed in this manner and understand what comprises this work style.

**Student's Initials:** \_\_\_\_\_ **Date:** \_\_\_\_\_

**Initial only after you have had sufficient time to read and understand the information.**



**License Examination Passage Rates – This program does not lead to licensing examinations**

**Salary and Wage Information (includes data for the two calendar years prior to reporting)**

Annual salary and wages reported for graduates employed in the field.

Calendar Year	Graduates Available for Employment	Graduates Employed in the Field	\$30,001 - \$35,000	\$35,001 - \$40,000	\$40,001 - \$45,000	\$45,001 - \$50,000	No Salary Information Reported
2016	21	1			1		
2017	10	4	1				3

A list of sources used to substantiate salary disclosures is available from the school. Please contact the Compliance Office.

Student’s Initials: \_\_\_\_\_ Date: \_\_\_\_\_

Initial only after you have had sufficient time to read and understand the information.

**COST OF EDUCATIONAL PROGRAM**

Total Charges for the program for students completing on-time in 2017: \$93,474. Additional charges may be incurred if the program is not completed on-time.

Student’s Initials: \_\_\_\_\_ Date: \_\_\_\_\_

Initial only after you have had sufficient time to read and understand the information.



**FEDERAL STUDENT LOAN DEBT**

Most recent three year cohort default rate, as reported by the United States Department of Education.*	The percentage of enrolled students in 2017 receiving federal student loans to pay for this program.	The average amount of federal student loan debt of 2017 graduates who took out federal student loans at this institution.	The percentage of graduates in 2017 who took out federal student loans to pay for this Education Program.
6.9%	17.1%	\$95,677.50	23.5%

\*The percentage of students who defaulted on their federal student loans is called the Cohort Default Rate (CDR). It shows the percentage of this school’s students who were more than 270 days (9 months) behind on their federal student loans within three years of when the first payment was due. This is the most recent CDR reported by the U.S. Department of Education.

**Student’s Initials:** \_\_\_\_\_ **Date:** \_\_\_\_\_

**Initial only after you have had sufficient time to read and understand the information.**

This fact sheet is filled with the Bureau for Private Postsecondary Education. Regardless of any information you may have relating to the completion rates, starting salaries, or license exam passage rates, this fact sheet contains the information as calculated pursuant to state law.

Any questions a student may have regarding this fact sheet that have not been satisfactorily answered by the institution may be directed to the Bureau for Private Postsecondary Education at 2535 Capitol Oaks Drive, Suite 400, Sacramento, CA 95833, [www.bppe.ca.gov](http://www.bppe.ca.gov), toll-free telephone number (888) 370-7589 or by fax (916) 263 – 1897.

\_\_\_\_\_  
Student Name – Print

\_\_\_\_\_  
Student Signature

\_\_\_\_\_  
Date

\_\_\_\_\_  
School Official

\_\_\_\_\_  
Date



## Definitions

- “Number of Students Who Began the Program” means the number of students who began a program who were scheduled to complete the program within 100% of the published program length within the reporting calendar year and excludes all students who cancelled during the cancellation period.
- “Students Available for Graduation” is the number of students who began the program minus the number of students who have died, been incarcerated, or been called to active military duty.
- “Number of On-time Graduates” is the number of students who completed the program within 100% of the published program length within the reporting calendar year.
- “On-time Completion Rate” is the number of on-time graduates divided by the number of students available for graduation.
- “150% Graduates” is the number of students who completed the program within 150% of the program length (includes on-time graduates).
- “150% Completion Rate” is the number of students who completed the program in the reported calendar year within 150% of the published program length, including on-time graduates, divided by the number of students available for graduation.
- “Graduates Available for Employment” means the number of graduates minus the number of graduates unavailable for employment.
- “Graduates Unavailable for Employment” means the graduates who, after graduation, die, become incarcerated, are called to active military duty, are international students that leave the United States or do not have a visa allowing employment in the United States, or are continuing their education in an accredited or bureau-approved postsecondary institution.
- “Graduates Employed in the Field” means graduates who beginning within six months after a student completes the applicable educational program are gainfully employed, whose employment has been reported, and for whom the institution has documented verification of employment. For occupations for which the state requires passing an examination, the six months period begins after the announcement of the examination results for the first examination available after a student completes an applicable educational program.
- “Placement Rate Employed in the Field” is calculated by dividing the number of graduates gainfully employed in the field by the number of graduates available for employment.

# NEW YORK FILM ACADEMY

COLLEGE OF VISUAL AND PERFORMING ARTS

- “Number of Graduates Taking Exam” is the number of graduates who took the first available exam in the reported calendar year.
- “First Available Exam Date” is the date for the first available exam after a student completed a program.
- “Passage Rate” is calculated by dividing the number of graduates who passed the exam by the number of graduates who took the reported licensing exam.
- “Number Who Passed First Available Exam” is the number of graduates who took and passed the first available licensing exam after completing the program.
- “Salary” is as reported by graduate or graduate’s employer.
- “No Salary Information Reported” is the number of graduates for whom, after making reasonable attempts, the school was not able to obtain salary information.



### **STUDENT'S RIGHT TO CANCEL:**

The student has a right to cancel this enrollment agreement and obtain a refund. A notice of cancellation or withdrawal must be made in writing. The written request must include the following information: specific timeframes, such as the date the course started and the date of cancellation or withdrawal. Notice of Withdrawal forms are available in the Office of the Registrar. Any student who intends to cancel or withdraw must submit a signed and dated copy of the Notice of Withdrawal Form, or any other form of written notice that includes the required information to:

New York Film Academy  
3300 W. Riverside Dr.  
Burbank, CA 91505

### **REFUND INFORMATION:**

The New York Film Academy will refund 100% of the amount paid for institutional charges, less an administrative processing fee of \$100.00 if notice of cancellation is made through attendance at the first class session, or the seventh class day after enrollment, whichever is later.

Notice of cancellation or withdrawal must be made no later than \_\_\_\_\_.

After the 100% refund period described above, a student may withdraw from a course after instruction has started and receive a pro rata refund (less a non-refundable administrative processing fee of \$100.00) for the unused portion of the tuition and other refundable charges, if the student has completed 60% or less of the term's instruction.

The amount of the refund is calculated based on the student's withdrawal date. Transfer credits will be awarded with a deduction in overall tuition based on a per credit unit cost. Refunds are disbursed within 30 days of the official withdrawal from the school. The withdrawal is dated on the day that the student gave written notice to the school.



**SCHOOL PERFORMANCE FACT SHEET  
CALENDAR YEARS 2016 & 2017**

**Master of Fine Arts in Documentary Filmmaking – 2 Years**

**On-time Completion Rates (Graduation Rates)**

Include data for the two calendar years prior to reporting

Calendar Year	Number of Student Who Began the Program	Students Available for Graduation	Number of On-time Graduates	On-time Completion Rates
2016	8	6	6	100%
2017	9	9	9	100%

Student's Initials: \_\_\_\_\_ Date: \_\_\_\_\_

Initial only after you have had sufficient time to read and understand the information.

**Students Completing with 150% of Published Program Length**

Calendar Year	Number of Student Who Began the Program	Students Available for Graduation	150% Graduates	150% Completion Rates
2016	n/a			n/a
2017	n/a			n/a

\*Included only if program is more than one year in length

Student's Initials: \_\_\_\_\_ Date: \_\_\_\_\_

Initial only after you have had sufficient time to read and understand the information.



**Job Placement Rates (includes data for the two calendar years prior to reporting)**

Calendar Year	Number of Students Who Began the Program	Number of Graduates	Graduates Available for Employment	Graduates Employed in the Field	Placement Rate % Employment in the Field
2016	8	6	6	1	16%
2017	9	9	7	3	43%

You may obtain from the institution a list of the employment positions determined to be in the field for which a student received education and training. Please contact the Compliance Office.

**Gainful Employment Categories (includes data for the two calendar years prior to reporting)**

**Part Time vs. Full -Time Employment**

Calendar Year	Graduates Employed in the Field 20 to 29 hours per week	Graduates Employed in the Field at least 30 hours per week	Total Graduates Employed in the field
2016	0	1	1
2017	0	2	3

**Single Position vs. Concurrent Aggregated Positions**

Calendar Year	Graduates Employed in the Field in a single position	Graduates Employed in the Field concurrent aggregated positions	Total Graduates Employed in the field
2016	1	0	1
2017	3	0	3



**Self-Employed/Freelance Positions**

Calendar Year	Graduates Employed who are self-employed or working freelance	Total Graduates Employed in the field
2016	0	1
2017	1	3

**Institutional Employment**

Calendar Year	Graduates Employed in the field who are Employed by the Institution, an Employer Owned by the Institution, or an Employer who shares Ownership with the institution.	Total Graduates Employed in the field
2016	0	1
2017	0	3

**Student's Initials:** \_\_\_\_\_ **Date:** \_\_\_\_\_

**Initial only after you have had sufficient time to read and understand the information.**

**This Program may result in freelance or self-employment.**

- The work available to graduates of this program is usually for freelance or self-employment.
- This type of work may not be consistent.
- The period of employment can range from one day to weeks to several months.
- Hours worked in a day or week may be more or less than the traditional 8 hours work day or 40-hour work week.
- You can expect to spend unpaid time expanding your networks, advertising, promoting your services, or honing your skills.
- Once graduates begin to work freelance or are self-employed, they will be asked to provide documentation that they are employed as such so that they may be counted as placed for our job placement records.
- Students initialing this disclosure understand that either a majority or all of this school's graduates are employed in this manner and understand what comprises this work style.

**Student's Initials:** \_\_\_\_\_ **Date:** \_\_\_\_\_

**Initial only after you have had sufficient time to read and understand the information.**



**License Examination Passage Rates – This program does not lead to licensing examinations**

**Salary and Wage Information (includes data for the two calendar years prior to reporting)**

Annual salary and wages reported for graduates employed in the field.

Calendar Year	Graduates Available for Employment	Graduates Employed in the Field	\$20,001 - \$25,000	\$25,001 - \$30,000	\$40,001 - \$45,000	\$45,001 - \$50,000	No Salary Information Reported
2016	6	1	1				
2017	7	3				1	2

A list of sources used to substantiate salary disclosures is available from the school. Please contact the Compliance Office.

**Student’s Initials: \_\_\_\_\_ Date: \_\_\_\_\_**

**Initial only after you have had sufficient time to read and understand the information.**

**COST OF EDUCATIONAL PROGRAM**

Total Charges for the program for students completing on-time in 2017: \$67,296. Additional charges may be incurred if the program is not completed on-time.

**Student’s Initials: \_\_\_\_\_ Date: \_\_\_\_\_**

**Initial only after you have had sufficient time to read and understand the information.**



**FEDERAL STUDENT LOAN DEBT**

Most recent three year cohort default rate, as reported by the United States Department of Education. *	The percentage of enrolled students in 2017 receiving federal student loans to pay for this program.	The average amount of federal student loan debt of 2017 graduates who took out federal student loans at this institution.	The percentage of graduates in 2017 who took out federal student loans to pay for this Education Program.
6.9%	5.6%	0%	0%

\*The percentage of students who defaulted on their federal student loans is called the Cohort Default Rate (CDR). It shows the percentage of this school’s students who were more than 270 days (9 months) behind on their federal student loans within three years of when the first payment was due. This is the most recent CDR reported by the U.S. Department of Education.

**Student’s Initials:** \_\_\_\_\_ **Date:** \_\_\_\_\_

**Initial only after you have had sufficient time to read and understand the information.**

This fact sheet is filled with the Bureau for Private Postsecondary Education. Regardless of any information you may have relating to the completion rates, starting salaries, or license exam passage rates, this fact sheet contains the information as calculated pursuant to state law.

Any questions a student may have regarding this fact sheet that have not been satisfactorily answered by the institution may be directed to the Bureau for Private Postsecondary Education at 2535 Capitol Oaks Drive, Suite 400, Sacramento, CA 95833, [www.bppe.ca.gov](http://www.bppe.ca.gov), toll-free telephone number (888) 370-7589 or by fax (916) 263 – 1897.

\_\_\_\_\_  
Student Name – Print

\_\_\_\_\_  
Student Signature

\_\_\_\_\_  
Date

\_\_\_\_\_  
School Official

\_\_\_\_\_  
Date



## Definitions

- “Number of Students Who Began the Program” means the number of students who began a program who were scheduled to complete the program within 100% of the published program length within the reporting calendar year and excludes all students who cancelled during the cancellation period.
- “Students Available for Graduation” is the number of students who began the program minus the number of students who have died, been incarcerated, or been called to active military duty.
- “Number of On-time Graduates” is the number of students who completed the program within 100% of the published program length within the reporting calendar year.
- “On-time Completion Rate” is the number of on-time graduates divided by the number of students available for graduation.
- “150% Graduates” is the number of students who completed the program within 150% of the program length (includes on-time graduates).
- “150% Completion Rate” is the number of students who completed the program in the reported calendar year within 150% of the published program length, including on-time graduates, divided by the number of students available for graduation.
- “Graduates Available for Employment” means the number of graduates minus the number of graduates unavailable for employment.
- “Graduates Unavailable for Employment” means the graduates who, after graduation, die, become incarcerated, are called to active military duty, are international students that leave the United States or do not have a visa allowing employment in the United States, or are continuing their education in an accredited or bureau-approved postsecondary institution.
- “Graduates Employed in the Field” means graduates who beginning within six months after a student completes the applicable educational program are gainfully employed, whose employment has been reported, and for whom the institution has documented verification of employment. For occupations for which the state requires passing an examination, the six months period begins after the announcement of the examination results for the first examination available after a student completes an applicable educational program.
- “Placement Rate Employed in the Field” is calculated by dividing the number of graduates gainfully employed in the field by the number of graduates available for employment.

# NEW YORK FILM ACADEMY

COLLEGE OF VISUAL AND PERFORMING ARTS

- “Number of Graduates Taking Exam” is the number of graduates who took the first available exam in the reported calendar year.
- “First Available Exam Date” is the date for the first available exam after a student completed a program.
- “Passage Rate” is calculated by dividing the number of graduates who passed the exam by the number of graduates who took the reported licensing exam.
- “Number Who Passed First Available Exam” is the number of graduates who took and passed the first available licensing exam after completing the program.
- “Salary” is as reported by graduate or graduate’s employer.
- “No Salary Information Reported” is the number of graduates for whom, after making reasonable attempts, the school was not able to obtain salary information.



### **STUDENT'S RIGHT TO CANCEL:**

The student has a right to cancel this enrollment agreement and obtain a refund. A notice of cancellation or withdrawal must be made in writing. The written request must include the following information: specific timeframes, such as the date the course started and the date of cancellation or withdrawal. Notice of Withdrawal forms are available in the Office of the Registrar. Any student who intends to cancel or withdraw must submit a signed and dated copy of the Notice of Withdrawal Form, or any other form of written notice that includes the required information to:

New York Film Academy  
3300 W. Riverside Dr.  
Burbank, CA 91505

### **REFUND INFORMATION:**

The New York Film Academy will refund 100% of the amount paid for institutional charges, less an administrative processing fee of \$100.00 if notice of cancellation is made through attendance at the first class session, or the seventh class day after enrollment, whichever is later.

Notice of cancellation or withdrawal must be made no later than \_\_\_\_\_.

After the 100% refund period described above, a student may withdraw from a course after instruction has started and receive a pro rata refund (less a non-refundable administrative processing fee of \$100.00) for the unused portion of the tuition and other refundable charges, if the student has completed 60% or less of the term's instruction.

The amount of the refund is calculated based on the student's withdrawal date. Transfer credits will be awarded with a deduction in overall tuition based on a per credit unit cost. Refunds are disbursed within 30 days of the official withdrawal from the school. The withdrawal is dated on the day that the student gave written notice to the school.



**SCHOOL PERFORMANCE FACT SHEET  
CALENDAR YEARS 2016 & 2017**

**Master of Fine Arts in Filmmaking – 2 Years**

**On-time Completion Rates (Graduation Rates)**

Include data for the two calendar years prior to reporting

Calendar Year	Number of Student Who Began the Program	Students Available for Graduation	Number of On-time Graduates	On-time Completion Rates
2016	112	92	86	93%
2017	132	132	113	86%

Student’s Initials: \_\_\_\_\_ Date: \_\_\_\_\_

Initial only after you have had sufficient time to read and understand the information.

**Students Completing with 150% of Published Program Length**

Calendar Year	Number of Student Who Began the Program	Students Available for Graduation	150% Graduates	150% Completion Rates
2016	n/a			n/a
2017	n/a			n/a

\*Included only if program is more than one year in length

Student’s Initials: \_\_\_\_\_ Date: \_\_\_\_\_

Initial only after you have had sufficient time to read and understand the information.

# NEW YORK FILM ACADEMY

COLLEGE OF VISUAL AND PERFORMING ARTS

## **Job Placement Rates (includes data for the two calendar years prior to reporting)**

Calendar Year	Number of Students Who Began the Program	Number of Graduates	Graduates Available for Employment	Graduates Employed in the Field	Placement Rate % Employment in the Field
2016	112	86	83	22	27%
2017	132	113	89	29	33%

You may obtain from the institution a list of the employment positions determined to be in the field for which a student received education and training. Please contact the Compliance Office.

## **Gainful Employment Categories (includes data for the two calendar years prior to reporting)**

### **Part Time vs. Full -Time Employment**

Calendar Year	Graduates Employed in the Field 20 to 29 hours per week	Graduates Employed in the Field at least 30 hours per week	Total Graduates Employed in the field
2016	9	13	22
2017	6	4	29

### **Single Position vs. Concurrent Aggregated Positions**

Calendar Year	Graduates Employed in the Field in a single position	Graduates Employed in the Field concurrent aggregated positions	Total Graduates Employed in the field
2016	14	8	22
2017	15	0	29



**Self-Employed/Freelance Positions**

Calendar Year	Graduates Employed who are self-employed or working freelance	Total Graduates Employed in the field
2016	12	22
2017	18	29

**Institutional Employment**

Calendar Year	Graduates Employed in the field who are Employed by the Institution, an Employer Owned by the Institution, or an Employer who shares Ownership with the institution.	Total Graduates Employed in the field
2016	2	22
2017	0	29

**Student's Initials:** \_\_\_\_\_ **Date:** \_\_\_\_\_

**Initial only after you have had sufficient time to read and understand the information.**

**This Program may result in freelance or self-employment.**

- The work available to graduates of this program is usually for freelance or self-employment.
- This type of work may not be consistent.
- The period of employment can range from one day to weeks to several months.
- Hours worked in a day or week may be more or less than the traditional 8 hours work day or 40-hour work week.
- You can expect to spend unpaid time expanding your networks, advertising, promoting your services, or honing your skills.
- Once graduates being to work freelance or are self-employed, they will be asked to provide documentation that they are employed as such so that they may be counted as placed for our job placement records.
- Students initialing this disclosure understand that either a majority or all of this school's graduates are employed in this manner and understand what comprises this work style.

**Student's Initials:** \_\_\_\_\_ **Date:** \_\_\_\_\_

**Initial only after you have had sufficient time to read and understand the information.**



**License Examination Passage Rates – This program does not lead to licensing examinations**

**Salary and Wage Information (includes data for the two calendar years prior to reporting)**

Annual salary and wages reported for graduates employed in the field.

Calendar Year	Graduates Available for Employment	Graduates Employed in the Field	\$0 - \$10,000	\$10,001 - \$15,000	\$20,001 - \$25,000	\$25,001 - \$30,000	\$35,001 - \$40,000	\$45,001 - \$50,000	No Salary Information Reported
2016	83	22	10		1			2	9
2017	89	29	3	1		1	1		23

A list of sources used to substantiate salary disclosures is available from the school. Please contact the Compliance Office.

**Student’s Initials:** \_\_\_\_\_ **Date:** \_\_\_\_\_

**Initial only after you have had sufficient time to read and understand the information.**

**COST OF EDUCATIONAL PROGRAM**

Total Charges for the program for students completing on-time in 2017: \$88,323. Additional charges may be incurred if the program is not completed on-time.

**Student’s Initials:** \_\_\_\_\_ **Date:** \_\_\_\_\_

**Initial only after you have had sufficient time to read and understand the information.**



**FEDERAL STUDENT LOAN DEBT**

Most recent three year cohort default rate, as reported by the United State Department of Education.*	The percentage of enrolled students in 2017 receiving federal student loans to pay for this program.	The average amount of federal student loan debt of 2017 graduates who took out federal student loans at this institution.	The percentage of graduates in 2017 who took out federal student loans to pay for this Education. Program.
6.9%	11.5%	\$117,959.33	8.11%

\*The percentage of students who defaulted on their federal student loans is called the Cohort Default Rate (CDR). It shows the percentage of this school’s students who were more than 270 days (9 months) behind on their federal student loans within three years of when the first payment was due. This is the most recent CDR reported by the U.S. Department of Education.

**Student’s Initials:** \_\_\_\_\_ **Date:** \_\_\_\_\_

**Initial only after you have had sufficient time to read and understand the information.**

This fact sheet is filled with the Bureau for Private Postsecondary Education. Regardless of any information you may have relating to the completion rates, starting salaries, or license exam passage rates, this fact sheet contains the information as calculated pursuant to state law.

Any questions a student may have regarding this fact sheet that have not been satisfactorily answered by the institution may be directed to the Bureau for Private Postsecondary Education at 2535 Capitol Oaks Drive, Suite 400, Sacramento, CA 95833, [www.bppe.ca.gov](http://www.bppe.ca.gov), toll-free telephone number (888) 370-7589 or by fax (916) 263 – 1897.

\_\_\_\_\_  
Student Name – Print

\_\_\_\_\_  
Student Signature

\_\_\_\_\_  
Date

\_\_\_\_\_  
School Official

\_\_\_\_\_  
Date



## Definitions

- “Number of Students Who Began the Program” means the number of students who began a program who were scheduled to complete the program within 100% of the published program length within the reporting calendar year and excludes all students who cancelled during the cancellation period.
- “Students Available for Graduation” is the number of students who began the program minus the number of students who have died, been incarcerated, or been called to active military duty.
- “Number of On-time Graduates” is the number of students who completed the program within 100% of the published program length within the reporting calendar year.
- “On-time Completion Rate” is the number of on-time graduates divided by the number of students available for graduation.
- “150% Graduates” is the number of students who completed the program within 150% of the program length (includes on-time graduates).
- “150% Completion Rate” is the number of students who completed the program in the reported calendar year within 150% of the published program length, including on-time graduates, divided by the number of students available for graduation.
- “Graduates Available for Employment” means the number of graduates minus the number of graduates unavailable for employment.
- “Graduates Unavailable for Employment” means the graduates who, after graduation, die, become incarcerated, are called to active military duty, are international students that leave the United States or do not have a visa allowing employment in the United States, or are continuing their education in an accredited or bureau-approved postsecondary institution.
- “Graduates Employed in the Field” means graduates who beginning within six months after a student completes the applicable educational program are gainfully employed, whose employment has been reported, and for whom the institution has documented verification of employment. For occupations for which the state requires passing an examination, the six months period begins after the announcement of the examination results for the first examination available after a student completes an applicable educational program.
- “Placement Rate Employed in the Field” is calculated by dividing the number of graduates gainfully employed in the field by the number of graduates available for employment.

# NEW YORK FILM ACADEMY

COLLEGE OF VISUAL AND PERFORMING ARTS

- “Number of Graduates Taking Exam” is the number of graduates who took the first available exam in the reported calendar year.
- “First Available Exam Date” is the date for the first available exam after a student completed a program.
- “Passage Rate” is calculated by dividing the number of graduates who passed the exam by the number of graduates who took the reported licensing exam.
- “Number Who Passed First Available Exam” is the number of graduates who took and passed the first available licensing exam after completing the program.
- “Salary” is as reported by graduate or graduate’s employer.
- “No Salary Information Reported” is the number of graduates for whom, after making reasonable attempts, the school was not able to obtain salary information.



### **STUDENT'S RIGHT TO CANCEL:**

The student has a right to cancel this enrollment agreement and obtain a refund. A notice of cancellation or withdrawal must be made in writing. The written request must include the following information: specific timeframes, such as the date the course started and the date of cancellation or withdrawal. Notice of Withdrawal forms are available in the Office of the Registrar. Any student who intends to cancel or withdraw must submit a signed and dated copy of the Notice of Withdrawal Form, or any other form of written notice that includes the required information to:

New York Film Academy  
3300 W. Riverside Dr.  
Burbank, CA 91505

### **REFUND INFORMATION:**

The New York Film Academy will refund 100% of the amount paid for institutional charges, less an administrative processing fee of \$100.00 if notice of cancellation is made through attendance at the first class session, or the seventh class day after enrollment, whichever is later.

Notice of cancellation or withdrawal must be made no later than \_\_\_\_\_.

After the 100% refund period described above, a student may withdraw from a course after instruction has started and receive a pro rata refund (less a non-refundable administrative processing fee of \$100.00) for the unused portion of the tuition and other refundable charges, if the student has completed 60% or less of the term's instruction.

The amount of the refund is calculated based on the student's withdrawal date. Transfer credits will be awarded with a deduction in overall tuition based on a per credit unit cost. Refunds are disbursed within 30 days of the official withdrawal from the school. The withdrawal is dated on the day that the student gave written notice to the school.



**SCHOOL PERFORMANCE FACT SHEET  
CALENDAR YEARS 2016 & 2017**

**Master of Fine Arts in Game Design – 2 Years**

**On-time Completion Rates (Graduation Rates)**  
Include data for the two calendar years prior to reporting

Calendar Year	Number of Student Who Began the Program	Students Available for Graduation	Number of On-time Graduates	On-time Completion Rates
2016	6	6	6	100%
2017	5	5	4	80%

Student’s Initials: \_\_\_\_\_ Date: \_\_\_\_\_

Initial only after you have had sufficient time to read and understand the information.


**Students Completing with 150% of Published Program Length**

Calendar Year	Number of Student Who Began the Program	Students Available for Graduation	150% Graduates	150% Completion Rates
2016	n/a			n/a
2017	n/a			n/a

\*Included only if program is more than one year in length

Student’s Initials: \_\_\_\_\_ Date: \_\_\_\_\_

Initial only after you have had sufficient time to read and understand the information.



**Job Placement Rates (includes data for the two calendar years prior to reporting)**

Calendar Year	Number of Students Who Began the Program	Number of Graduates	Graduates Available for Employment	Graduates Employed in the Field	Placement Rate % Employment in the Field
2016	6	6	6	1	16%
2017	5	4	2	1	50%

You may obtain from the institution a list of the employment positions determined to be in the field for which a student received education and training. Please contact the Compliance Office.

**Gainful Employment Categories (includes data for the two calendar years prior to reporting)**

**Part Time vs. Full -Time Employment**

Calendar Year	Graduates Employed in the Field 20 to 29 hours per week	Graduates Employed in the Field at least 30 hours per week	Total Graduates Employed in the field
2016	0	1	1
2017	0	1	1

**Single Position vs. Concurrent Aggregated Positions**

Calendar Year	Graduates Employed in the Field in a single position	Graduates Employed in the Field concurrent aggregated positions	Total Graduates Employed in the field
2016	1	0	1
2017	1	0	1



**Self-Employed/Freelance Positions**

Calendar Year	Graduates Employed who are self-employed or working freelance	Total Graduates Employed in the field
2016	0	1
2017	0	1

**Institutional Employment**

Calendar Year	Graduates Employed in the field who are Employed by the Institution, an Employer Owned by the Institution, or an Employer who shares Ownership with the institution.	Total Graduates Employed in the field
2016	0	1
2017	0	1

**Student's Initials:** \_\_\_\_\_ **Date:** \_\_\_\_\_

**Initial only after you have had sufficient time to read and understand the information.**

**This Program may result in freelance or self-employment.**

- The work available to graduates of this program is usually for freelance or self-employment.
- This type of work may not be consistent.
- The period of employment can range from one day to weeks to several months.
- Hours worked in a day or week may be more or less than the traditional 8 hours work day or 40-hour work week.
- You can expect to spend unpaid time expanding your networks, advertising, promoting your services, or honing your skills.
- Once graduates being to work freelance or are self-employed, they will be asked to provide documentation that they are employed as such so that they may be counted as placed for our job placement records.
- Students initialing this disclosure understand that either a majority or all of this school's graduates are employed in this manner and understand what comprises this work style.

**Student's Initials:** \_\_\_\_\_ **Date:** \_\_\_\_\_

**Initial only after you have had sufficient time to read and understand the information.**



**License Examination Passage Rates – This program does not lead to licensing examinations**

**Salary and Wage Information (includes data for the two calendar years prior to reporting)**

Annual salary and wages reported for graduates employed in the field.

Calendar Year	Graduates Available for Employment	Graduates Employed in the Field	\$20,001 - \$25,000	\$25,001 - \$30,000	\$40,001 - \$45,000	\$45,001 - \$50,000	No Salary Information Reported
2016	6	1	1				
2017	2	1					1

A list of sources used to substantiate salary disclosures is available from the school. Please contact the Compliance Office.

**Student’s Initials: \_\_\_\_\_ Date: \_\_\_\_\_**

**Initial only after you have had sufficient time to read and understand the information.**

**COST OF EDUCATIONAL PROGRAM**

Total Charges for the program for students completing on-time in 2017: \$66,741. Additional charges may be incurred if the program is not completed on-time.

**Student’s Initials: \_\_\_\_\_ Date: \_\_\_\_\_**

**Initial only after you have had sufficient time to read and understand the information.**



**FEDERAL STUDENT LOAN DEBT**

Most recent three year cohort default rate, as reported by the United State Department of Education.	The percentage of enrolled students in 2017 receiving federal student loans to pay for this program.	The average amount of federal student loan debt of 2017 graduates who took out federal student loans at this institution.	The percentage of graduates in 2017 who took out federal student loans to pay for this Education. Program.
6.9%	15.4%	\$72,300.50	20%

\*The percentage of students who defaulted on their federal student loans is called the Cohort Default Rate (CDR). It shows the percentage of this school’s students who were more than 270 days (9 months) behind on their federal student loans within three years of when the first payment was due. This is the most recent CDR reported by the U.S. Department of Education.

**Student’s Initials:** \_\_\_\_\_ **Date:** \_\_\_\_\_

**Initial only after you have had sufficient time to read and understand the information.**

This fact sheet is filled with the Bureau for Private Postsecondary Education. Regardless of any information you may have relating to the completion rates, starting salaries, or license exam passage rates, this fact sheet contains the information as calculated pursuant to state law.

Any questions a student may have regarding this fact sheet that have not been satisfactorily answered by the institution may be directed to the Bureau for Private Postsecondary Education at 2535 Capitol Oaks Drive, Suite 400, Sacramento, CA 95833, [www.bppe.ca.gov](http://www.bppe.ca.gov), toll-free telephone number (888) 370-7589 or by fax (916) 263 – 1897.

\_\_\_\_\_  
Student Name – Print

\_\_\_\_\_  
Student Signature

\_\_\_\_\_  
Date

\_\_\_\_\_  
School Official

\_\_\_\_\_  
Date



## Definitions

- “Number of Students Who Began the Program” means the number of students who began a program who were scheduled to complete the program within 100% of the published program length within the reporting calendar year and excludes all students who cancelled during the cancellation period.
- “Students Available for Graduation” is the number of students who began the program minus the number of students who have died, been incarcerated, or been called to active military duty.
- “Number of On-time Graduates” is the number of students who completed the program within 100% of the published program length within the reporting calendar year.
- “On-time Completion Rate” is the number of on-time graduates divided by the number of students available for graduation.
- “150% Graduates” is the number of students who completed the program within 150% of the program length (includes on-time graduates).
- “150% Completion Rate” is the number of students who completed the program in the reported calendar year within 150% of the published program length, including on-time graduates, divided by the number of students available for graduation.
- “Graduates Available for Employment” means the number of graduates minus the number of graduates unavailable for employment.
- “Graduates Unavailable for Employment” means the graduates who, after graduation, die, become incarcerated, are called to active military duty, are international students that leave the United States or do not have a visa allowing employment in the United States, or are continuing their education in an accredited or bureau-approved postsecondary institution.
- “Graduates Employed in the Field” means graduates who beginning within six months after a student completes the applicable educational program are gainfully employed, whose employment has been reported, and for whom the institution has documented verification of employment. For occupations for which the state requires passing an examination, the six months period begins after the announcement of the examination results for the first examination available after a student completes an applicable educational program.
- “Placement Rate Employed in the Field” is calculated by dividing the number of graduates gainfully employed in the field by the number of graduates available for employment.

# NEW YORK FILM ACADEMY

COLLEGE OF VISUAL AND PERFORMING ARTS

- “Number of Graduates Taking Exam” is the number of graduates who took the first available exam in the reported calendar year.
- “First Available Exam Date” is the date for the first available exam after a student completed a program.
- “Passage Rate” is calculated by dividing the number of graduates who passed the exam by the number of graduates who took the reported licensing exam.
- “Number Who Passed First Available Exam” is the number of graduates who took and passed the first available licensing exam after completing the program.
- “Salary” is as reported by graduate or graduate’s employer.
- “No Salary Information Reported” is the number of graduates for whom, after making reasonable attempts, the school was not able to obtain salary information.



### **STUDENT'S RIGHT TO CANCEL:**

The student has a right to cancel this enrollment agreement and obtain a refund. A notice of cancellation or withdrawal must be made in writing. The written request must include the following information: specific timeframes, such as the date the course started and the date of cancellation or withdrawal. Notice of Withdrawal forms are available in the Office of the Registrar. Any student who intends to cancel or withdraw must submit a signed and dated copy of the Notice of Withdrawal Form, or any other form of written notice that includes the required information to:

New York Film Academy  
3300 W. Riverside Dr.  
Burbank, CA 91505

### **REFUND INFORMATION:**

The New York Film Academy will refund 100% of the amount paid for institutional charges, less an administrative processing fee of \$100.00 if notice of cancellation is made through attendance at the first class session, or the seventh class day after enrollment, whichever is later.

Notice of cancellation or withdrawal must be made no later than \_\_\_\_\_.

After the 100% refund period described above, a student may withdraw from a course after instruction has started and receive a pro rata refund (less a non-refundable administrative processing fee of \$100.00) for the unused portion of the tuition and other refundable charges, if the student has completed 60% or less of the term's instruction.

The amount of the refund is calculated based on the student's withdrawal date. Transfer credits will be awarded with a deduction in overall tuition based on a per credit unit cost. Refunds are disbursed within 30 days of the official withdrawal from the school. The withdrawal is dated on the day that the student gave written notice to the school.



**SCHOOL PERFORMANCE FACT SHEET  
CALENDAR YEARS 2016 & 2017**

**Master of Fine Arts in Photography – 2 Years**

**On-time Completion Rates (Graduation Rates)**

Include data for the two calendar years prior to reporting

Calendar Year	Number of Student Who Began the Program	Students Available for Graduation	Number of On-time Graduates	On-time Completion Rates
2016	16	15	15	100%
2017	15	15	13	87%

Student’s Initials: \_\_\_\_\_ Date: \_\_\_\_\_

Initial only after you have had sufficient time to read and understand the information.


**Students Completing with 150% of Published Program Length**

Calendar Year	Number of Student Who Began the Program	Students Available for Graduation	150% Graduates	150% Completion Rates
2016	n/a			n/a
2017	n/a			n/a

\*Included only if program is more than one year in length

Student’s Initials: \_\_\_\_\_ Date: \_\_\_\_\_

Initial only after you have had sufficient time to read and understand the information.



**Job Placement Rates (includes data for the two calendar years prior to reporting)**

Calendar Year	Number of Students Who Began the Program	Number of Graduates	Graduates Available for Employment	Graduates Employed in the Field	Placement Rate % Employment in the Field
2016	16	15	15	0	0
2017	15	13	9	4	44%

You may obtain from the institution a list of the employment positions determined to be in the field for which a student received education and training. Please contact the Compliance Office.

**Gainful Employment Categories (includes data for the two calendar years prior to reporting)**

**Part Time vs. Full -Time Employment**

Calendar Year	Graduates Employed in the Field 20 to 29 hours per week	Graduates Employed in the Field at least 30 hours per week	Total Graduates Employed in the field
2016	0	0	0
2017	1	2	4

**Single Position vs. Concurrent Aggregated Positions**

Calendar Year	Graduates Employed in the Field in a single position	Graduates Employed in the Field concurrent aggregated positions	Total Graduates Employed in the field
2016	0	0	0
2017	3	0	4



**Self-Employed/Freelance Positions**

Calendar Year	Graduates Employed who are self-employed or working freelance	Total Graduates Employed in the field
2016	0	0
2017	1	4

**Institutional Employment**

Calendar Year	Graduates Employed in the field who are Employed by the Institution, an Employer Owned by the Institution, or an Employer who shares Ownership with the institution.	Total Graduates Employed in the field
2016	0	0
2017	0	4

**Student's Initials:** \_\_\_\_\_ **Date:** \_\_\_\_\_

**Initial only after you have had sufficient time to read and understand the information.**

**This Program may result in freelance or self-employment.**

- The work available to graduates of this program is usually for freelance or self-employment.
- This type of work may not be consistent.
- The period of employment can range from one day to weeks to several months.
- Hours worked in a day or week may be more or less than the traditional 8 hours work day or 40-hour work week.
- You can expect to spend unpaid time expanding your networks, advertising, promoting your services, or honing your skills.
- Once graduates begin to work freelance or are self-employed, they will be asked to provide documentation that they are employed as such so that they may be counted as placed for our job placement records.
- Students initialing this disclosure understand that either a majority or all of this school's graduates are employed in this manner and understand what comprises this work style.

**Student's Initials:** \_\_\_\_\_ **Date:** \_\_\_\_\_

**Initial only after you have had sufficient time to read and understand the information.**



**License Examination Passage Rates – This program does not lead to licensing examinations**

**Salary and Wage Information (includes data for the two calendar years prior to reporting)**

Annual salary and wages reported for graduates employed in the field.

Calendar Year	Graduates Available for Employment	Graduates Employed in the Field	\$15,001 - \$20,000	\$25,001 - \$30,000	\$40,001 - \$45,000	\$45,001 - \$50,000	No Salary Information Reported
2016	15	0					
2017	9	4	1	1			2

**A list of sources used to substantiate salary disclosures is available from the school. Please contact the Compliance Office.**

**Student’s Initials: \_\_\_\_\_ Date: \_\_\_\_\_**

**Initial only after you have had sufficient time to read and understand the information.**

**COST OF EDUCATIONAL PROGRAM**

Total Charges for the program for students completing on-time in 2017: \$77,113. Additional charges may be incurred if the program is not completed on-time.

**Student’s Initials: \_\_\_\_\_ Date: \_\_\_\_\_**

**Initial only after you have had sufficient time to read and understand the information.**



**FEDERAL STUDENT LOAN DEBT**

Most recent three year cohort default rate, as reported by the United States Department of Education.*	The percentage of enrolled students in 2017 receiving federal student loans to pay for this program.	The average amount of federal student loan debt of 2017 graduates who took out federal student loans at this institution.	The percentage of graduates in 2017 who took out federal student loans to pay for this Education Program.
6.9%	13%	\$70,584	10.5%

\*The percentage of students who defaulted on their federal student loans is called the Cohort Default Rate (CDR). It shows the percentage of this school’s students who were more than 270 days (9 months) behind on their federal student loans within three years of when the first payment was due. This is the most recent CDR reported by the U.S. Department of Education.

**Student’s Initials:** \_\_\_\_\_ **Date:** \_\_\_\_\_

**Initial only after you have had sufficient time to read and understand the information.**

This fact sheet is filled with the Bureau for Private Postsecondary Education. Regardless of any information you may have relating to the completion rates, starting salaries, or license exam passage rates, this fact sheet contains the information as calculated pursuant to state law.

Any questions a student may have regarding this fact sheet that have not been satisfactorily answered by the institution may be directed to the Bureau for Private Postsecondary Education at 2535 Capitol Oaks Drive, Suite 400, Sacramento, CA 95833, [www.bppe.ca.gov](http://www.bppe.ca.gov), toll-free telephone number (888) 370-7589 or by fax (916) 263 – 1897.

\_\_\_\_\_  
Student Name – Print

\_\_\_\_\_  
Student Signature

\_\_\_\_\_  
Date

\_\_\_\_\_  
School Official

\_\_\_\_\_  
Date



## Definitions

- “Number of Students Who Began the Program” means the number of students who began a program who were scheduled to complete the program within 100% of the published program length within the reporting calendar year and excludes all students who cancelled during the cancellation period.
- “Students Available for Graduation” is the number of students who began the program minus the number of students who have died, been incarcerated, or been called to active military duty.
- “Number of On-time Graduates” is the number of students who completed the program within 100% of the published program length within the reporting calendar year.
- “On-time Completion Rate” is the number of on-time graduates divided by the number of students available for graduation.
- “150% Graduates” is the number of students who completed the program within 150% of the program length (includes on-time graduates).
- “150% Completion Rate” is the number of students who completed the program in the reported calendar year within 150% of the published program length, including on-time graduates, divided by the number of students available for graduation.
- “Graduates Available for Employment” means the number of graduates minus the number of graduates unavailable for employment.
- “Graduates Unavailable for Employment” means the graduates who, after graduation, die, become incarcerated, are called to active military duty, are international students that leave the United States or do not have a visa allowing employment in the United States, or are continuing their education in an accredited or bureau-approved postsecondary institution.
- “Graduates Employed in the Field” means graduates who beginning within six months after a student completes the applicable educational program are gainfully employed, whose employment has been reported, and for whom the institution has documented verification of employment. For occupations for which the state requires passing an examination, the six months period begins after the announcement of the examination results for the first examination available after a student completes an applicable educational program.
- “Placement Rate Employed in the Field” is calculated by dividing the number of graduates gainfully employed in the field by the number of graduates available for employment.

# NEW YORK FILM ACADEMY

COLLEGE OF VISUAL AND PERFORMING ARTS

- “Number of Graduates Taking Exam” is the number of graduates who took the first available exam in the reported calendar year.
- “First Available Exam Date” is the date for the first available exam after a student completed a program.
- “Passage Rate” is calculated by dividing the number of graduates who passed the exam by the number of graduates who took the reported licensing exam.
- “Number Who Passed First Available Exam” is the number of graduates who took and passed the first available licensing exam after completing the program.
- “Salary” is as reported by graduate or graduate’s employer.
- “No Salary Information Reported” is the number of graduates for whom, after making reasonable attempts, the school was not able to obtain salary information.



### **STUDENT'S RIGHT TO CANCEL:**

The student has a right to cancel this enrollment agreement and obtain a refund. A notice of cancellation or withdrawal must be made in writing. The written request must include the following information: specific timeframes, such as the date the course started and the date of cancellation or withdrawal. Notice of Withdrawal forms are available in the Office of the Registrar. Any student who intends to cancel or withdraw must submit a signed and dated copy of the Notice of Withdrawal Form, or any other form of written notice that includes the required information to:

New York Film Academy  
3300 W. Riverside Dr.  
Burbank, CA 91505

### **REFUND INFORMATION:**

The New York Film Academy will refund 100% of the amount paid for institutional charges, less an administrative processing fee of \$100.00 if notice of cancellation is made through attendance at the first class session, or the seventh class day after enrollment, whichever is later.

Notice of cancellation or withdrawal must be made no later than \_\_\_\_\_.

After the 100% refund period described above, a student may withdraw from a course after instruction has started and receive a pro rata refund (less a non-refundable administrative processing fee of \$100.00) for the unused portion of the tuition and other refundable charges, if the student has completed 60% or less of the term's instruction.

The amount of the refund is calculated based on the student's withdrawal date. Transfer credits will be awarded with a deduction in overall tuition based on a per credit unit cost. Refunds are disbursed within 30 days of the official withdrawal from the school. The withdrawal is dated on the day that the student gave written notice to the school.



**SCHOOL PERFORMANCE FACT SHEET  
CALENDAR YEARS 2016 & 2017**

**Master of Fine Arts in Producing – 2 Year**

**On-time Completion Rates (Graduation Rates)**

Include data for the two calendar years prior to reporting

Calendar Year	Number of Student Who Began the Program	Students Available for Graduation	Number of On-time Graduates	On-time Completion Rates
2016	51	48	48	100%
2017	35	35	30	86%

Student’s Initials: \_\_\_\_\_ Date: \_\_\_\_\_

Initial only after you have had sufficient time to read and understand the information.

**Students Completing with 150% of Published Program Length**

Calendar Year	Number of Student Who Began the Program	Students Available for Graduation	150% Graduates	150% Completion Rates
2016	n/a			n/a
2017	n/a			n/a

\*Included only if program is more than one year in length

Student’s Initials: \_\_\_\_\_ Date: \_\_\_\_\_

Initial only after you have had sufficient time to read and understand the information.

# NEW YORK FILM ACADEMY

COLLEGE OF VISUAL AND PERFORMING ARTS

## **Job Placement Rates (includes data for the two calendar years prior to reporting)**

Calendar Year	Number of Students Who Began the Program	Number of Graduates	Graduates Available for Employment	Graduates Employed in the Field	Placement Rate % Employment in the Field
2016	51	48	48	12	25%
2017	35	30	24	6	25%

You may obtain from the institution a list of the employment positions determined to be in the field for which a student received education and training. Please contact the Compliance Office.

## **Gainful Employment Categories (includes data for the two calendar years prior to reporting)**

### **Part Time vs. Full -Time Employment**

Calendar Year	Graduates Employed in the Field 20 to 29 hours per week	Graduates Employed in the Field at least 30 hours per week	Total Graduates Employed in the field
2016	3	9	12
2017	2	3	6

### **Single Position vs. Concurrent Aggregated Positions**

Calendar Year	Graduates Employed in the Field in a single position	Graduates Employed in the Field concurrent aggregated positions	Total Graduates Employed in the field
2016	7	5	12
2017	6	0	6



**Self-Employed/Freelance Positions**

Calendar Year	Graduates Employed who are self-employed or working freelance	Total Graduates Employed in the field
2016	4	12
2017	3	6

**Institutional Employment**

Calendar Year	Graduates Employed in the field who are Employed by the Institution, an Employer Owned by the Institution, or an Employer who shares Ownership with the institution.	Total Graduates Employed in the field
2016	0	12
2017	0	6

**Student's Initials:** \_\_\_\_\_ **Date:** \_\_\_\_\_

**Initial only after you have had sufficient time to read and understand the information.**

**This Program may result in freelance or self-employment.**

- The work available to graduates of this program is usually for freelance or self-employment.
- This type of work may not be consistent.
- The period of employment can range from one day to weeks to several months.
- Hours worked in a day or week may be more or less than the traditional 8 hours work day or 40-hour work week.
- You can expect to spend unpaid time expanding your networks, advertising, promoting your services, or honing your skills.
- Once graduates being to work freelance or are self-employed, they will be asked to provide documentation that they are employed as such so that they may be counted as placed for our job placement records.
- Students initialing this disclosure understand that either a majority or all of this school's graduates are employed in this manner and understand what comprises this work style.

**Student's Initials:** \_\_\_\_\_ **Date:** \_\_\_\_\_

**Initial only after you have had sufficient time to read and understand the information.**



**License Examination Passage Rates – This program does not lead to licensing examinations**

**Salary and Wage Information (includes data for the two calendar years prior to reporting)**

Annual salary and wages reported for graduates employed in the field.

Calendar Year	Graduates Available for Employment	Graduates Employed in the Field	\$0 - \$5,000	\$5,001 - \$10,000	\$30,001 - \$35,000	\$40,001 - \$45,000	\$50,001 - \$55,000	No Salary Information Reported
2016	48	12	3			3	2	4
2017	24	6		1	1		1	3

A list of sources used to substantiate salary disclosures is available from the school. Please contact the Compliance Office.

**Student’s Initials:** \_\_\_\_\_ **Date:** \_\_\_\_\_

**Initial only after you have had sufficient time to read and understand the information.**

**COST OF EDUCATIONAL PROGRAM**

Total Charges for the program for students completing on-time in 2017: \$83,422. Additional charges may be incurred if the program is not completed on-time.

**Student’s Initials:** \_\_\_\_\_ **Date:** \_\_\_\_\_

**Initial only after you have had sufficient time to read and understand the information.**



**FEDERAL STUDENT LOAN DEBT**

Most recent three year cohort default rate, as reported by the United State Department of Education.*	The percentage of enrolled students in 2017 receiving federal student loans to pay for this program.	The average amount of federal student loan debt of 2017 graduates who took out federal student loans at this institution.	The percentage of graduates in 2017 who took out federal student loans to pay for this Education. Program.
6.9%	20.6%	\$94,179.17	12.5

\*The percentage of students who defaulted on their federal student loans is called the Cohort Default Rate (CDR). It shows the percentage of this school’s students who were more than 270 days (9 months) behind on their federal student loans within three years of when the first payment was due. This is the most recent CDR reported by the U.S. Department of Education.

**Student’s Initials:** \_\_\_\_\_ **Date:** \_\_\_\_\_

**Initial only after you have had sufficient time to read and understand the information.**

This fact sheet is filled with the Bureau for Private Postsecondary Education. Regardless of any information you may have relating to the completion rates, starting salaries, or license exam passage rates, this fact sheet contains the information as calculated pursuant to state law.

Any questions a student may have regarding this fact sheet that have not been satisfactorily answered by the institution may be directed to the Bureau for Private Postsecondary Education at 2535 Capitol Oaks Drive, Suite 400, Sacramento, CA 95833, [www.bppe.ca.gov](http://www.bppe.ca.gov), toll-free telephone number (888) 370-7589 or by fax (916) 263 – 1897.

\_\_\_\_\_  
Student Name – Print

\_\_\_\_\_  
Student Signature

\_\_\_\_\_  
School Official

\_\_\_\_\_  
Date

\_\_\_\_\_  
Date



## Definitions

- “Number of Students Who Began the Program” means the number of students who began a program who were scheduled to complete the program within 100% of the published program length within the reporting calendar year and excludes all students who cancelled during the cancellation period.
- “Students Available for Graduation” is the number of students who began the program minus the number of students who have died, been incarcerated, or been called to active military duty.
- “Number of On-time Graduates” is the number of students who completed the program within 100% of the published program length within the reporting calendar year.
- “On-time Completion Rate” is the number of on-time graduates divided by the number of students available for graduation.
- “150% Graduates” is the number of students who completed the program within 150% of the program length (includes on-time graduates).
- “150% Completion Rate” is the number of students who completed the program in the reported calendar year within 150% of the published program length, including on-time graduates, divided by the number of students available for graduation.
- “Graduates Available for Employment” means the number of graduates minus the number of graduates unavailable for employment.
- “Graduates Unavailable for Employment” means the graduates who, after graduation, die, become incarcerated, are called to active military duty, are international students that leave the United States or do not have a visa allowing employment in the United States, or are continuing their education in an accredited or bureau-approved postsecondary institution.
- “Graduates Employed in the Field” means graduates who beginning within six months after a student completes the applicable educational program are gainfully employed, whose employment has been reported, and for whom the institution has documented verification of employment. For occupations for which the state requires passing an examination, the six months period begins after the announcement of the examination results for the first examination available after a student completes an applicable educational program.
- “Placement Rate Employed in the Field” is calculated by dividing the number of graduates gainfully employed in the field by the number of graduates available for employment.

# NEW YORK FILM ACADEMY

COLLEGE OF VISUAL AND PERFORMING ARTS

- “Number of Graduates Taking Exam” is the number of graduates who took the first available exam in the reported calendar year.
- “First Available Exam Date” is the date for the first available exam after a student completed a program.
- “Passage Rate” is calculated by dividing the number of graduates who passed the exam by the number of graduates who took the reported licensing exam.
- “Number Who Passed First Available Exam” is the number of graduates who took and passed the first available licensing exam after completing the program.
- “Salary” is as reported by graduate or graduate’s employer.
- “No Salary Information Reported” is the number of graduates for whom, after making reasonable attempts, the school was not able to obtain salary information.



## **STUDENT'S RIGHT TO CANCEL**

The student has a right to cancel this enrollment agreement and obtain a refund. A notice of cancellation or withdrawal must be made in writing. The written request must include the following information: specific timeframes, such as the date the course started and the date of cancellation or withdrawal. Notice of Withdrawal forms are available in the Office of the Registrar. Any student who intends to cancel or withdraw must submit a signed and dated copy of the Notice of Withdrawal Form, or any other form of written notice that includes the required information to:

New York Film Academy  
3300 W. Riverside Dr.  
Burbank, CA 91505

## **REFUND INFORMATION:**

The New York Film Academy will refund 100% of the amount paid for institutional charges, less an administrative processing fee of \$100.00 if notice of cancellation is made through attendance at the first class session, or the seventh class day after enrollment, whichever is later.

Notice of cancellation or withdrawal must be made no later than \_\_\_\_\_.

After the 100% refund period described above, a student may withdraw from a course after instruction has started and receive a pro rata refund (less a non-refundable administrative processing fee of \$100.00) for the unused portion of the tuition and other refundable charges, if the student has completed 60% or less of the term's instruction.

The amount of the refund is calculated based on the student's withdrawal date. Transfer credits will be awarded with a deduction in overall tuition based on a per credit unit cost. Refunds are disbursed within 30 days of the official withdrawal from the school. The withdrawal is dated on the day that the student gave written notice to the school.



**SCHOOL PERFORMANCE FACT SHEET  
CALENDAR YEARS 2016 & 2017**

**Master of Fine Arts in Screenwriting – Program Length**

**On-time Completion Rates (Graduation Rates)**

Include data for the two calendar years prior to reporting

Calendar Year	Number of Student Who Began the Program	Students Available for Graduation	Number of On-time Graduates	On-time Completion Rates
2016	29	23	22	96%
2017	28	28	22	79%

Student’s Initials: \_\_\_\_\_ Date: \_\_\_\_\_

Initial only after you have had sufficient time to read and understand the information.

**Students Completing with 150% of Published Program Length**

Calendar Year	Number of Student Who Began the Program	Students Available for Graduation	150% Graduates	150% Completion Rates
2016	n/a			n/a
2017	n/a			n/a

\*Included only if program is more than one year in length

Student’s Initials: \_\_\_\_\_ Date: \_\_\_\_\_

Initial only after you have had sufficient time to read and understand the information.

# NEW YORK FILM ACADEMY

COLLEGE OF VISUAL AND PERFORMING ARTS

## **Job Placement Rates (includes data for the two calendar years prior to reporting)**

Calendar Year	Number of Students Who Began the Program	Number of Graduates	Graduates Available for Employment	Graduates Employed in the Field	Placement Rate % Employment in the Field
2016	29	22	22	10	45%
2017	28	22	20	7	35%

You may obtain from the institution a list of the employment positions determined to be in the field for which a student received education and training. Please contact the Compliance Office.

## **Gainful Employment Categories (includes data for the two calendar years prior to reporting)**

### **Part Time vs. Full -Time Employment**

Calendar Year	Graduates Employed in the Field 20 to 29 hours per week	Graduates Employed in the Field at least 30 hours per week	Total Graduates Employed in the field
2016	3	7	10
2017	1	4	7

### **Single Position vs. Concurrent Aggregated Positions**

Calendar Year	Graduates Employed in the Field in a single position	Graduates Employed in the Field concurrent aggregated positions	Total Graduates Employed in the field
2016	3	7	10
2017	6	0	7



**Self-Employed/Freelance Positions**

Calendar Year	Graduates Employed who are self-employed or working freelance	Total Graduates Employed in the field
2016	4	10
2017	3	7

**Institutional Employment**

Calendar Year	Graduates Employed in the field who are Employed by the Institution, an Employer Owned by the Institution, or an Employer who shares Ownership with the institution.	Total Graduates Employed in the field
2016	0	10
2017	0	7

**Student's Initials: \_\_\_\_\_ Date: \_\_\_\_\_**

**Initial only after you have had sufficient time to read and understand the information.**

**This Program may result in freelance or self-employment.**

- The work available to graduates of this program is usually for freelance or self-employment.
- This type of work may not be consistent.
- The period of employment can range from one day to weeks to several months.
- Hours worked in a day or week may be more or less than the traditional 8 hours work day or 40-hour work week.
- You can expect to spend unpaid time expanding your networks, advertising, promoting your services, or honing your skills.
- Once graduates begin to work freelance or are self-employed, they will be asked to provide documentation that they are employed as such so that they may be counted as placed for our job placement records.
- Students initialing this disclosure understand that either a majority or all of this school's graduates are employed in this manner and understand what comprises this work style.

**Student's Initials: \_\_\_\_\_ Date: \_\_\_\_\_**

**Initial only after you have had sufficient time to read and understand the information.**



**License Examination Passage Rates – This program does not lead to licensing examinations**

**Salary and Wage Information (includes data for the two calendar years prior to reporting)**

Annual salary and wages reported for graduates employed in the field.

Calendar Year	Graduates Available for Employment	Graduates Employed in the Field	\$0 - \$5,000	\$10,001 - \$15,000	\$15,001 - \$20,000	\$30,001 - \$35,000	No Salary Information Reported
2016	22	10	2		4		4
2017	20	7		1		2	4

A list of sources used to substantiate salary disclosures is available from the school. Please contact the Compliance Office.

**Student’s Initials: \_\_\_\_\_ Date: \_\_\_\_\_**

**Initial only after you have had sufficient time to read and understand the information.**

**COST OF EDUCATIONAL PROGRAM**

Total Charges for the program for students completing on-time in 2017: \$58,396. Additional charges may be incurred if the program is not completed on-time.

**Student’s Initials: \_\_\_\_\_ Date: \_\_\_\_\_**

**Initial only after you have had sufficient time to read and understand the information.**



**FEDERAL STUDENT LOAN DEBT**

Most recent three year cohort default rate, as reported by the United State Department of Education.*	The percentage of enrolled students in 2017 receiving federal student loans to pay for this program.	The average amount of federal student loan debt of 2017 graduates who took out federal student loans at this institution.	The percentage of graduates in 2017 who took out federal student loans to pay for this Education. Program.
6.9%	33.3%	\$67,922.15	38.2%

\*The percentage of students who defaulted on their federal student loans is called the Cohort Default Rate (CDR). It shows the percentage of this school’s students who were more than 270 days (9 months) behind on their federal student loans within three years of when the first payment was due. This is the most recent CDR reported by the U.S. Department of Education.

**Student’s Initials:** \_\_\_\_\_ **Date:** \_\_\_\_\_

**Initial only after you have had sufficient time to read and understand the information.**

This fact sheet is filled with the Bureau for Private Postsecondary Education. Regardless of any information you may have relating to the completion rates, starting salaries, or license exam passage rates, this fact sheet contains the information as calculated pursuant to state law.

Any questions a student may have regarding this fact sheet that have not been satisfactorily answered by the institution may be directed to the Bureau for Private Postsecondary Education at 2535 Capitol Oaks Drive, Suite 400, Sacramento, CA 95833, [www.bppe.ca.gov](http://www.bppe.ca.gov), toll-free telephone number (888) 370-7589 or by fax (916) 263 – 1897.

\_\_\_\_\_  
Student Name – Print

\_\_\_\_\_  
Student Signature

\_\_\_\_\_  
Date

\_\_\_\_\_  
School Official

\_\_\_\_\_  
Date



## Definitions

- “Number of Students Who Began the Program” means the number of students who began a program who were scheduled to complete the program within 100% of the published program length within the reporting calendar year and excludes all students who cancelled during the cancellation period.
- “Students Available for Graduation” is the number of students who began the program minus the number of students who have died, been incarcerated, or been called to active military duty.
- “Number of On-time Graduates” is the number of students who completed the program within 100% of the published program length within the reporting calendar year.
- “On-time Completion Rate” is the number of on-time graduates divided by the number of students available for graduation.
- “150% Graduates” is the number of students who completed the program within 150% of the program length (includes on-time graduates).
- “150% Completion Rate” is the number of students who completed the program in the reported calendar year within 150% of the published program length, including on-time graduates, divided by the number of students available for graduation.
- “Graduates Available for Employment” means the number of graduates minus the number of graduates unavailable for employment.
- “Graduates Unavailable for Employment” means the graduates who, after graduation, die, become incarcerated, are called to active military duty, are international students that leave the United States or do not have a visa allowing employment in the United States, or are continuing their education in an accredited or bureau-approved postsecondary institution.
- “Graduates Employed in the Field” means graduates who beginning within six months after a student completes the applicable educational program are gainfully employed, whose employment has been reported, and for whom the institution has documented verification of employment. For occupations for which the state requires passing an examination, the six months period begins after the announcement of the examination results for the first examination available after a student completes an applicable educational program.
- “Placement Rate Employed in the Field” is calculated by dividing the number of graduates gainfully employed in the field by the number of graduates available for employment.

# NEW YORK FILM ACADEMY

COLLEGE OF VISUAL AND PERFORMING ARTS

- “Number of Graduates Taking Exam” is the number of graduates who took the first available exam in the reported calendar year.
- “First Available Exam Date” is the date for the first available exam after a student completed a program.
- “Passage Rate” is calculated by dividing the number of graduates who passed the exam by the number of graduates who took the reported licensing exam.
- “Number Who Passed First Available Exam” is the number of graduates who took and passed the first available licensing exam after completing the program.
- “Salary” is as reported by graduate or graduate’s employer.
- “No Salary Information Reported” is the number of graduates for whom, after making reasonable attempts, the school was not able to obtain salary information.



## **STUDENT'S RIGHT TO CANCEL**

The student has a right to cancel this enrollment agreement and obtain a refund. A notice of cancellation or withdrawal must be made in writing. The written request must include the following information: specific timeframes, such as the date the course started and the date of cancellation or withdrawal. Notice of Withdrawal forms are available in the Office of the Registrar. Any student who intends to cancel or withdraw must submit a signed and dated copy of the Notice of Withdrawal Form, or any other form of written notice that includes the required information to:

New York Film Academy  
3300 W. Riverside Dr.  
Burbank, CA 91505

## **REFUND INFORMATION:**

The New York Film Academy will refund 100% of the amount paid for institutional charges, less an administrative processing fee of \$100.00 if notice of cancellation is made through attendance at the first class session, or the seventh class day after enrollment, whichever is later.

Notice of cancellation or withdrawal must be made no later than \_\_\_\_\_.

After the 100% refund period described above, a student may withdraw from a course after instruction has started and receive a pro rata refund (less a non-refundable administrative processing fee of \$100.00) for the unused portion of the tuition and other refundable charges, if the student has completed 60% or less of the term's instruction.

The amount of the refund is calculated based on the student's withdrawal date. Transfer credits will be awarded with a deduction in overall tuition based on a per credit unit cost. Refunds are disbursed within 30 days of the official withdrawal from the school. The withdrawal is dated on the day that the student gave written notice to the school.



**SCHOOL PERFORMANCE FACT SHEET  
CALENDAR YEARS 2016 & 2017**

**One Year 3D Animation & Visual Effects – 1 Year**

**On-time Completion Rates (Graduation Rates)**

Include data for the two calendar years prior to reporting

Calendar Year	Number of Student Who Began the Program	Students Available for Graduation	Number of On-time Graduates	On-time Completion Rates
2016	2	2	2	100%
2017	10	10	6	60%

Student’s Initials: \_\_\_\_\_ Date: \_\_\_\_\_

Initial only after you have had sufficient time to read and understand the information.

**Students Completing with 150% of Published Program Length**

Calendar Year	Number of Student Who Began the Program	Students Available for Graduation	150% Graduates	150% Completion Rates
2016	n/a			n/a
2017	n/a			n/a

\*Included only if program is more than one year in length

Student’s Initials: \_\_\_\_\_ Date: \_\_\_\_\_

Initial only after you have had sufficient time to read and understand the information.



**Job Placement Rates (includes data for the two calendar years prior to reporting)**

Calendar Year	Number of Students Who Began the Program	Number of Graduates	Graduates Available for Employment	Graduates Employed in the Field	Placement Rate % Employment in the Field
2016	2	2	2	1	50%
2017	10	6	6	2	33%

You may obtain from the institution a list of the employment positions determined to be in the field for which a student received education and training. Please contact the Compliance Office.

**Gainful Employment Categories (includes data for the two calendar years prior to reporting)**

**Part Time vs. Full -Time Employment**

Calendar Year	Graduates Employed in the Field 20 to 29 hours per week	Graduates Employed in the Field at least 30 hours per week	Total Graduates Employed in the field
2016	0	1	1
2017	1	1	2

**Single Position vs. Concurrent Aggregated Positions**

Calendar Year	Graduates Employed in the Field in a single position	Graduates Employed in the Field concurrent aggregated positions	Total Graduates Employed in the field
2016	1	0	1
2017	2	0	2



**Self-Employed/Freelance Positions**

Calendar Year	Graduates Employed who are self-employed or working freelance	Total Graduates Employed in the field
2016	0	1
2017	1	2

**Institutional Employment**

Calendar Year	Graduates Employed in the field who are Employed by the Institution, an Employer Owned by the Institution, or an Employer who shares Ownership with the institution.	Total Graduates Employed in the field
2016	0	1
2017	1	2

**Student's Initials:** \_\_\_\_\_ **Date:** \_\_\_\_\_

**Initial only after you have had sufficient time to read and understand the information.**

**This Program may result in freelance or self-employment.**

- The work available to graduates of this program is usually for freelance or self-employment.
- This type of work may not be consistent.
- The period of employment can range from one day to weeks to several months.
- Hours worked in a day or week may be more or less than the traditional 8 hours work day or 40-hour work week.
- You can expect to spend unpaid time expanding your networks, advertising, promoting your services, or honing your skills.
- Once graduates being to work freelance or are self-employed, they will be asked to provide documentation that they are employed as such so that they may be counted as placed for our job placement records.
- Students initialing this disclosure understand that either a majority or all of this school's graduates are employed in this manner and understand what comprises this work style.

**Student's Initials:** \_\_\_\_\_ **Date:** \_\_\_\_\_

**Initial only after you have had sufficient time to read and understand the information.**



**License Examination Passage Rates – This program does not lead to licensing examinations**

**Salary and Wage Information (includes data for the two calendar years prior to reporting)**

Annual salary and wages reported for graduates employed in the field.

Calendar Year	Graduates Available for Employment	Graduates Employed in the Field	\$15,001 - \$20,000	\$30,001 - \$35,000	\$35,001 - \$40,000	\$40,001 - \$45,000	No Salary Information Reported
2016	2	1		1			
2017	6	2	1			1	

A list of sources used to substantiate salary disclosures is available from the school. Please contact the Compliance Office.

Student’s Initials: \_\_\_\_\_ Date: \_\_\_\_\_

Initial only after you have had sufficient time to read and understand the information.

**COST OF EDUCATIONAL PROGRAM**

Total Charges for the program for students completing on-time in 2017: \$40,326. Additional charges may be incurred if the program is not completed on-time.

Student’s Initials: \_\_\_\_\_ Date: \_\_\_\_\_

Initial only after you have had sufficient time to read and understand the information.



**FEDERAL STUDENT LOAN DEBT**

Most recent three year cohort default rate, as reported by the United State Department of Education.*	The percentage of enrolled students in 2017 receiving federal student loans to pay for this program.	The average amount of federal student loan debt of 2017 graduates who took out federal student loans at this institution.	The percentage of graduates in 2017 who took out federal student loans to pay for this Education. Program.
6.9%	10%	\$8,846	16.7%

\*The percentage of students who defaulted on their federal student loans is called the Cohort Default Rate (CDR). It shows the percentage of this school’s students who were more than 270 days (9 months) behind on their federal student loans within three years of when the first payment was due. This is the most recent CDR reported by the U.S. Department of Education.

**Student’s Initials:** \_\_\_\_\_ **Date:** \_\_\_\_\_

**Initial only after you have had sufficient time to read and understand the information.**

This fact sheet is filled with the Bureau for Private Postsecondary Education. Regardless of any information you may have relating to the completion rates, starting salaries, or license exam passage rates, this fact sheet contains the information as calculated pursuant to state law.

Any questions a student may have regarding this fact sheet that have not been satisfactorily answered by the institution may be directed to the Bureau for Private Postsecondary Education at 2535 Capitol Oaks Drive, Suite 400, Sacramento, CA 95833, [www.bppe.ca.gov](http://www.bppe.ca.gov), toll-free telephone number (888) 370-7589 or by fax (916) 263 – 1897.

\_\_\_\_\_  
Student Name – Print

\_\_\_\_\_  
Student Signature

\_\_\_\_\_  
Date

\_\_\_\_\_  
School Official

\_\_\_\_\_  
Date



## Definitions

- “Number of Students Who Began the Program” means the number of students who began a program who were scheduled to complete the program within 100% of the published program length within the reporting calendar year and excludes all students who cancelled during the cancellation period.
- “Students Available for Graduation” is the number of students who began the program minus the number of students who have died, been incarcerated, or been called to active military duty.
- “Number of On-time Graduates” is the number of students who completed the program within 100% of the published program length within the reporting calendar year.
- “On-time Completion Rate” is the number of on-time graduates divided by the number of students available for graduation.
- “150% Graduates” is the number of students who completed the program within 150% of the program length (includes on-time graduates).
- “150% Completion Rate” is the number of students who completed the program in the reported calendar year within 150% of the published program length, including on-time graduates, divided by the number of students available for graduation.
- “Graduates Available for Employment” means the number of graduates minus the number of graduates unavailable for employment.
- “Graduates Unavailable for Employment” means the graduates who, after graduation, die, become incarcerated, are called to active military duty, are international students that leave the United States or do not have a visa allowing employment in the United States, or are continuing their education in an accredited or bureau-approved postsecondary institution.
- “Graduates Employed in the Field” means graduates who beginning within six months after a student completes the applicable educational program are gainfully employed, whose employment has been reported, and for whom the institution has documented verification of employment. For occupations for which the state requires passing an examination, the six months period begins after the announcement of the examination results for the first examination available after a student completes an applicable educational program.
- “Placement Rate Employed in the Field” is calculated by dividing the number of graduates gainfully employed in the field by the number of graduates available for employment.

# NEW YORK FILM ACADEMY

COLLEGE OF VISUAL AND PERFORMING ARTS

- “Number of Graduates Taking Exam” is the number of graduates who took the first available exam in the reported calendar year.
- “First Available Exam Date” is the date for the first available exam after a student completed a program.
- “Passage Rate” is calculated by dividing the number of graduates who passed the exam by the number of graduates who took the reported licensing exam.
- “Number Who Passed First Available Exam” is the number of graduates who took and passed the first available licensing exam after completing the program.
- “Salary” is as reported by graduate or graduate’s employer.
- “No Salary Information Reported” is the number of graduates for whom, after making reasonable attempts, the school was not able to obtain salary information.



## **STUDENT'S RIGHT TO CANCEL**

The student has a right to cancel this enrollment agreement and obtain a refund. A notice of cancellation or withdrawal must be made in writing. The written request must include the following information: specific timeframes, such as the date the course started and the date of cancellation or withdrawal. Notice of Withdrawal forms are available in the Office of the Registrar. Any student who intends to cancel or withdraw must submit a signed and dated copy of the Notice of Withdrawal Form, or any other form of written notice that includes the required information to:

New York Film Academy  
3300 W. Riverside Dr.  
Burbank, CA 91505

## **REFUND INFORMATION:**

The New York Film Academy will refund 100% of the amount paid for institutional charges, less an administrative processing fee of \$100.00 if notice of cancellation is made through attendance at the first class session, or the seventh class day after enrollment, whichever is later.

Notice of cancellation or withdrawal must be made no later than \_\_\_\_\_.

After the 100% refund period described above, a student may withdraw from a course after instruction has started and receive a pro rata refund (less a non-refundable administrative processing fee of \$100.00) for the unused portion of the tuition and other refundable charges, if the student has completed 60% or less of the term's instruction.

The amount of the refund is calculated based on the student's withdrawal date. Transfer credits will be awarded with a deduction in overall tuition based on a per credit unit cost. Refunds are disbursed within 30 days of the official withdrawal from the school. The withdrawal is dated on the day that the student gave written notice to the school.



**SCHOOL PERFORMANCE FACT SHEET  
CALENDAR YEARS 2016 & 2017**

**One Year Acting for Film – One Year**

**On-time Completion Rates (Graduation Rates)**

Include data for the two calendar years prior to reporting

Calendar Year	Number of Student Who Began the Program	Students Available for Graduation	Number of On-time Graduates	On-time Completion Rates
2016	99	79	75	95%
2017	79	79	58	73%

Student’s Initials: \_\_\_\_\_ Date: \_\_\_\_\_

Initial only after you have had sufficient time to read and understand the information.

**Students Completing with 150% of Published Program Length**

Calendar Year	Number of Student Who Began the Program	Students Available for Graduation	150% Graduates	150% Completion Rates
2016	n/a			n/a
2017	n/a			n/a

\*Included only if program is more than one year in length

Student’s Initials: \_\_\_\_\_ Date: \_\_\_\_\_

Initial only after you have had sufficient time to read and understand the information.

# NEW YORK FILM ACADEMY

COLLEGE OF VISUAL AND PERFORMING ARTS

## **Job Placement Rates (includes data for the two calendar years prior to reporting)**

Calendar Year	Number of Students Who Began the Program	Number of Graduates	Graduates Available for Employment	Graduates Employed in the Field	Placement Rate % Employment in the Field
2016	99	75	74	12	16%
2017	79	58	58	6	10%

You may obtain from the institution a list of the employment positions determined to be in the field for which a student received education and training. Please contact the Compliance Office.

## **Gainful Employment Categories (includes data for the two calendar years prior to reporting)**

### **Part Time vs. Full -Time Employment**

Calendar Year	Graduates Employed in the Field 20 to 29 hours per week	Graduates Employed in the Field at least 30 hours per week	Total Graduates Employed in the field
2016	8	4	12
2017	0	1	6

### **Single Position vs. Concurrent Aggregated Positions**

Calendar Year	Graduates Employed in the Field in a single position	Graduates Employed in the Field concurrent aggregated positions	Total Graduates Employed in the field
2016	7	5	12
2017	4	0	6



**Self-Employed/Freelance Positions**

Calendar Year	Graduates Employed who are self-employed or working freelance	Total Graduates Employed in the field
2016	8	12
2017	6	6

**Institutional Employment**

Calendar Year	Graduates Employed in the field who are Employed by the Institution, an Employer Owned by the Institution, or an Employer who shares Ownership with the institution.	Total Graduates Employed in the field
2016	0	12
2017	0	6

**Student's Initials:** \_\_\_\_\_ **Date:** \_\_\_\_\_

**Initial only after you have had sufficient time to read and understand the information.**

**This Program may result in freelance or self-employment.**

- The work available to graduates of this program is usually for freelance or self-employment.
- This type of work may not be consistent.
- The period of employment can range from one day to weeks to several months.
- Hours worked in a day or week may be more or less than the traditional 8 hours work day or 40-hour work week.
- You can expect to spend unpaid time expanding your networks, advertising, promoting your services, or honing your skills.
- Once graduates begin to work freelance or are self-employed, they will be asked to provide documentation that they are employed as such so that they may be counted as placed for our job placement records.
- Students initialing this disclosure understand that either a majority or all of this school's graduates are employed in this manner and understand what comprises this work style.

**Student's Initials:** \_\_\_\_\_ **Date:** \_\_\_\_\_

**Initial only after you have had sufficient time to read and understand the information.**



**License Examination Passage Rates – This program does not lead to licensing examinations**

**Salary and Wage Information (includes data for the two calendar years prior to reporting)**

Annual salary and wages reported for graduates employed in the field.

Calendar Year	Graduates Available for Employment	Graduates Employed in the Field	\$0 - \$5,000	\$10,001 - \$15,000	\$35,001 - \$40,000	\$40,001 - \$45,000	\$60,001 - \$65,000	No Salary Information Reported
2016	74	12	6			1	1	4
2017	57	6		2		1		3

A list of sources used to substantiate salary disclosures is available from the school. Please contact the Compliance Office.

**Student’s Initials: \_\_\_\_\_ Date: \_\_\_\_\_**

**Initial only after you have had sufficient time to read and understand the information.**

**COST OF EDUCATIONAL PROGRAM**

Total charges for the program for students completing on-time in 2017: \$32,572. Additional charges may be incurred if the program is not completed on-time.

**Student’s Initials: \_\_\_\_\_ Date: \_\_\_\_\_**

**Initial only after you have had sufficient time to read and understand the information.**



**FEDERAL STUDENT LOAN DEBT**

Most recent three year cohort default rate, as reported by the United State Department of Education.*	The percentage of enrolled students in 2017 receiving federal student loans to pay for this program.	The average amount of federal student loan debt of 2017 graduates who took out federal student loans at this institution.	The percentage of graduates in 2017 who took out federal student loans to pay for this Education. Program.
6.9%	7.1%	\$7,026.40	6.2%

\*The percentage of students who defaulted on their federal student loans is called the Cohort Default Rate (CDR). It shows the percentage of this school’s students who were more than 270 days (9 months) behind on their federal student loans within three years of when the first payment was due. This is the most recent CDR reported by the U.S. Department of Education.

**Student’s Initials:** \_\_\_\_\_ **Date:** \_\_\_\_\_

**Initial only after you have had sufficient time to read and understand the information.**

This fact sheet is filled with the Bureau for Private Postsecondary Education. Regardless of any information you may have relating to the completion rates, starting salaries, or license exam passage rates, this fact sheet contains the information as calculated pursuant to state law.

Any questions a student may have regarding this fact sheet that have not been satisfactorily answered by the institution may be directed to the Bureau for Private Postsecondary Education at 2535 Capitol Oaks Drive, Suite 400, Sacramento, CA 95833, [www.bppe.ca.gov](http://www.bppe.ca.gov), toll-free telephone number (888) 370-7589 or by fax (916) 263 – 1897.

\_\_\_\_\_  
Student Name – Print

\_\_\_\_\_  
Student Signature

\_\_\_\_\_  
Date

\_\_\_\_\_  
School Official

\_\_\_\_\_  
Date



## Definitions

- “Number of Students Who Began the Program” means the number of students who began a program who were scheduled to complete the program within 100% of the published program length within the reporting calendar year and excludes all students who cancelled during the cancellation period.
- “Students Available for Graduation” is the number of students who began the program minus the number of students who have died, been incarcerated, or been called to active military duty.
- “Number of On-time Graduates” is the number of students who completed the program within 100% of the published program length within the reporting calendar year.
- “On-time Completion Rate” is the number of on-time graduates divided by the number of students available for graduation.
- “150% Graduates” is the number of students who completed the program within 150% of the program length (includes on-time graduates).
- “150% Completion Rate” is the number of students who completed the program in the reported calendar year within 150% of the published program length, including on-time graduates, divided by the number of students available for graduation.
- “Graduates Available for Employment” means the number of graduates minus the number of graduates unavailable for employment.
- “Graduates Unavailable for Employment” means the graduates who, after graduation, die, become incarcerated, are called to active military duty, are international students that leave the United States or do not have a visa allowing employment in the United States, or are continuing their education in an accredited or bureau-approved postsecondary institution.
- “Graduates Employed in the Field” means graduates who beginning within six months after a student completes the applicable educational program are gainfully employed, whose employment has been reported, and for whom the institution has documented verification of employment. For occupations for which the state requires passing an examination, the six months period begins after the announcement of the examination results for the first examination available after a student completes an applicable educational program.
- “Placement Rate Employed in the Field” is calculated by dividing the number of graduates gainfully employed in the field by the number of graduates available for employment.

# NEW YORK FILM ACADEMY

COLLEGE OF VISUAL AND PERFORMING ARTS

- “Number of Graduates Taking Exam” is the number of graduates who took the first available exam in the reported calendar year.
- “First Available Exam Date” is the date for the first available exam after a student completed a program.
- “Passage Rate” is calculated by dividing the number of graduates who passed the exam by the number of graduates who took the reported licensing exam.
- “Number Who Passed First Available Exam” is the number of graduates who took and passed the first available licensing exam after completing the program.
- “Salary” is as reported by graduate or graduate’s employer.
- “No Salary Information Reported” is the number of graduates for whom, after making reasonable attempts, the school was not able to obtain salary information.



## STUDENT'S RIGHT TO CANCEL

The student has a right to cancel this enrollment agreement and obtain a refund. A notice of cancellation or withdrawal must be made in writing. The written request must include the following information: specific timeframes, such as the date the course started and the date of cancellation or withdrawal. Notice of Withdrawal forms are available in the Office of the Registrar. Any student who intends to cancel or withdraw must submit a signed and dated copy of the Notice of Withdrawal Form, or any other form of written notice that includes the required information to:

New York Film Academy  
3300 W. Riverside Dr.  
Burbank, CA 91505

## REFUND INFORMATION:

The New York Film Academy will refund 100% of the amount paid for institutional charges, less an administrative processing fee of \$100.00 if notice of cancellation is made through attendance at the first class session, or the seventh class day after enrollment, whichever is later.

Notice of cancellation or withdrawal must be made no later than \_\_\_\_\_.

After the 100% refund period described above, a student may withdraw from a course after instruction has started and receive a pro rata refund (less a non-refundable administrative processing fee of \$100.00) for the unused portion of the tuition and other refundable charges, if the student has completed 60% or less of the term's instruction.

The amount of the refund is calculated based on the student's withdrawal date. Transfer credits will be awarded with a deduction in overall tuition based on a per credit unit cost. Refunds are disbursed within 30 days of the official withdrawal from the school. The withdrawal is dated on the day that the student gave written notice to the school.



**SCHOOL PERFORMANCE FACT SHEET  
CALENDAR YEARS 2016 & 2017**

**One Year Cinematography – One Year**

**On-time Completion Rates (Graduation Rates)**

Include data for the two calendar years prior to reporting

Calendar Year	Number of Student Who Began the Program	Students Available for Graduation	Number of On-time Graduates	On-time Completion Rates
2016	19	12	10	83%
2017	21	21	18	86%

Student’s Initials: \_\_\_\_\_ Date: \_\_\_\_\_

Initial only after you have had sufficient time to read and understand the information.

**Students Completing with 150% of Published Program Length**

Calendar Year	Number of Student Who Began the Program	Students Available for Graduation	150% Graduates	150% Completion Rates
2016	n/a			n/a
2017	n/a			n/a

\*Included only if program is more than one year in length

Student’s Initials: \_\_\_\_\_ Date: \_\_\_\_\_

Initial only after you have had sufficient time to read and understand the information.

# NEW YORK FILM ACADEMY

COLLEGE OF VISUAL AND PERFORMING ARTS

## **Job Placement Rates (includes data for the two calendar years prior to reporting)**

Calendar Year	Number of Students Who Began the Program	Number of Graduates	Graduates Available for Employment	Graduates Employed in the Field	Placement Rate % Employment in the Field
2016	19	10	10	2	20%
2017	21	18	16	3	19%

You may obtain from the institution a list of the employment positions determined to be in the field for which a student received education and training. Please contact the Compliance Office.

## **Gainful Employment Categories (includes data for the two calendar years prior to reporting)**

### **Part Time vs. Full -Time Employment**

Calendar Year	Graduates Employed in the Field 20 to 29 hours per week	Graduates Employed in the Field at least 30 hours per week	Total Graduates Employed in the field
2016	0	2	2
2017	1	1	3

### **Single Position vs. Concurrent Aggregated Positions**

Calendar Year	Graduates Employed in the Field in a single position	Graduates Employed in the Field concurrent aggregated positions	Total Graduates Employed in the field
2016	1	1	2
2017	1	0	3



**Self-Employed/Freelance Positions**

Calendar Year	Graduates Employed who are self-employed or working freelance	Total Graduates Employed in the field
2016	1	2
2017	3	3

**Institutional Employment**

Calendar Year	Graduates Employed in the field who are Employed by the Institution, an Employer Owned by the Institution, or an Employer who shares Ownership with the institution.	Total Graduates Employed in the field
2016	0	2
2017	0	3

**Student's Initials:** \_\_\_\_\_ **Date:** \_\_\_\_\_

**Initial only after you have had sufficient time to read and understand the information.**

**This Program may result in freelance or self-employment.**

- The work available to graduates of this program is usually for freelance or self-employment.
- This type of work may not be consistent.
- The period of employment can range from one day to weeks to several months.
- Hours worked in a day or week may be more or less than the traditional 8 hours work day or 40-hour work week.
- You can expect to spend unpaid time expanding your networks, advertising, promoting your services, or honing your skills.
- Once graduates being to work freelance or are self-employed, they will be asked to provide documentation that they are employed as such so that they may be counted as placed for our job placement records.
- Students initialing this disclosure understand that either a majority or all of this school's graduates are employed in this manner and understand what comprises this work style.



Student's Initials: \_\_\_\_\_ Date: \_\_\_\_\_

Initial only after you have had sufficient time to read and understand the information.

**License Examination Passage Rates – This program does not lead to licensing examinations**

**Salary and Wage Information (includes data for the two calendar years prior to reporting)**

Annual salary and wages reported for graduates employed in the field.

Calendar Year	Graduates Available for Employment	Graduates Employed in the Field	\$20,001 - \$25,000	\$25,001 - \$30,000	\$40,001 - \$45,000	\$45,001 - \$50,000	No Salary Information Reported
2016	10	2	1	1			
2017	15	3	2				1

A list of sources used to substantiate salary disclosures is available from the school. Please contact the Compliance Office.

Student's Initials: \_\_\_\_\_ Date: \_\_\_\_\_

Initial only after you have had sufficient time to read and understand the information.

**COST OF EDUCATIONAL PROGRAM**

Total Charges for the program for students completing on-time in 2017: \$43,428. Additional charges may be incurred if the program is not completed on-time.

Student's Initials: \_\_\_\_\_ Date: \_\_\_\_\_

Initial only after you have had sufficient time to read and understand the information.



**FEDERAL STUDENT LOAN DEBT**

Most recent three year cohort default rate, as reported by the United State Department of Education.*	The percentage of enrolled students in 2017 receiving federal student loans to pay for this program.	The average amount of federal student loan debt of 2017 graduates who took out federal student loans at this institution.	The percentage of graduates in 2017 who took out federal student loans to pay for this Education. Program.
6.9%	14.7%	\$6,433.50	13.8%

\*The percentage of students who defaulted on their federal student loans is called the Cohort Default Rate (CDR). It shows the percentage of this school’s students who were more than 270 days (9 months) behind on their federal student loans within three years of when the first payment was due. This is the most recent CDR reported by the U.S. Department of Education.

**Student’s Initials:** \_\_\_\_\_ **Date:** \_\_\_\_\_

**Initial only after you have had sufficient time to read and understand the information.**

This fact sheet is filled with the Bureau for Private Postsecondary Education. Regardless of any information you may have relating to the completion rates, starting salaries, or license exam passage rates, this fact sheet contains the information as calculated pursuant to state law.

Any questions a student may have regarding this fact sheet that have not been satisfactorily answered by the institution may be directed to the Bureau for Private Postsecondary Education at 2535 Capitol Oaks Drive, Suite 400, Sacramento, CA 95833, [www.bppe.ca.gov](http://www.bppe.ca.gov), toll-free telephone number (888) 370-7589 or by fax (916) 263 – 1897.

\_\_\_\_\_  
Student Name – Print

\_\_\_\_\_  
Student Signature

\_\_\_\_\_  
Date

\_\_\_\_\_  
School Official

\_\_\_\_\_  
Date



## Definitions

- “Number of Students Who Began the Program” means the number of students who began a program who were scheduled to complete the program within 100% of the published program length within the reporting calendar year and excludes all students who cancelled during the cancellation period.
- “Students Available for Graduation” is the number of students who began the program minus the number of students who have died, been incarcerated, or been called to active military duty.
- “Number of On-time Graduates” is the number of students who completed the program within 100% of the published program length within the reporting calendar year.
- “On-time Completion Rate” is the number of on-time graduates divided by the number of students available for graduation.
- “150% Graduates” is the number of students who completed the program within 150% of the program length (includes on-time graduates).
- “150% Completion Rate” is the number of students who completed the program in the reported calendar year within 150% of the published program length, including on-time graduates, divided by the number of students available for graduation.
- “Graduates Available for Employment” means the number of graduates minus the number of graduates unavailable for employment.
- “Graduates Unavailable for Employment” means the graduates who, after graduation, die, become incarcerated, are called to active military duty, are international students that leave the United States or do not have a visa allowing employment in the United States, or are continuing their education in an accredited or bureau-approved postsecondary institution.
- “Graduates Employed in the Field” means graduates who beginning within six months after a student completes the applicable educational program are gainfully employed, whose employment has been reported, and for whom the institution has documented verification of employment. For occupations for which the state requires passing an examination, the six months period begins after the announcement of the examination results for the first examination available after a student completes an applicable educational program.
- “Placement Rate Employed in the Field” is calculated by dividing the number of graduates gainfully employed in the field by the number of graduates available for employment.

# NEW YORK FILM ACADEMY

COLLEGE OF VISUAL AND PERFORMING ARTS

- “Number of Graduates Taking Exam” is the number of graduates who took the first available exam in the reported calendar year.
- “First Available Exam Date” is the date for the first available exam after a student completed a program.
- “Passage Rate” is calculated by dividing the number of graduates who passed the exam by the number of graduates who took the reported licensing exam.
- “Number Who Passed First Available Exam” is the number of graduates who took and passed the first available licensing exam after completing the program.
- “Salary” is as reported by graduate or graduate’s employer.
- “No Salary Information Reported” is the number of graduates for whom, after making reasonable attempts, the school was not able to obtain salary information.



### **STUDENT'S RIGHT TO CANCEL:**

The student has a right to cancel this enrollment agreement and obtain a refund. A notice of cancellation or withdrawal must be made in writing. The written request must include the following information: specific timeframes, such as the date the course started and the date of cancellation or withdrawal. Notice of Withdrawal forms are available in the Office of the Registrar. Any student who intends to cancel or withdraw must submit a signed and dated copy of the Notice of Withdrawal Form, or any other form of written notice that includes the required information to:

New York Film Academy  
3300 W. Riverside Dr.  
Burbank, CA 91505

### **REFUND INFORMATION:**

The New York Film Academy will refund 100% of the amount paid for institutional charges, less an administrative processing fee of \$100.00 if notice of cancellation is made through attendance at the first class session, or the seventh class day after enrollment, whichever is later.

Notice of cancellation or withdrawal must be made no later than \_\_\_\_\_.

After the 100% refund period described above, a student may withdraw from a course after instruction has started and receive a pro rata refund (less a non-refundable administrative processing fee of \$100.00) for the unused portion of the tuition and other refundable charges, if the student has completed 60% or less of the term's instruction.

The amount of the refund is calculated based on the student's withdrawal date. Transfer credits will be awarded with a deduction in overall tuition based on a per credit unit cost. Refunds are disbursed within 30 days of the official withdrawal from the school. The withdrawal is dated on the day that the student gave written notice to the school.



**SCHOOL PERFORMANCE FACT SHEET  
CALENDAR YEARS 2015 & 2016**

**One Year Documentary – One Year**

**On-time Completion Rates (Graduation Rates)**

Include data for the two calendar years prior to reporting

Calendar Year	Number of Student Who Began the Program	Students Available for Graduation	Number of On-time Graduates	On-time Completion Rates
2016	8	6	6	100%
2017	2	2	1	50%

Student’s Initials: \_\_\_\_\_ Date: \_\_\_\_\_

Initial only after you have had sufficient time to read and understand the information.

**Students Completing with 150% of Published Program Length**

Calendar Year	Number of Student Who Began the Program	Students Available for Graduation	150% Graduates	150% Completion Rates
2016	n/a			n/a
2017	n/a			n/a

\*Included only if program is more than one year in length

Student’s Initials: \_\_\_\_\_ Date: \_\_\_\_\_

Initial only after you have had sufficient time to read and understand the information.



**Job Placement Rates (includes data for the two calendar years prior to reporting)**

Calendar Year	Number of Students Who Began the Program	Number of Graduates	Graduates Available for Employment	Graduates Employed in the Field	Placement Rate % Employment in the Field
2016	8	6	5	1	20%
2017	2	1	0	0	n/a

You may obtain from the institution a list of the employment positions determined to be in the field for which a student received education and training. Please contact the Compliance Office.

**Gainful Employment Categories (includes data for the two calendar years prior to reporting)**

**Part Time vs. Full -Time Employment**

Calendar Year	Graduates Employed in the Field 20 to 29 hours per week	Graduates Employed in the Field at least 30 hours per week	Total Graduates Employed in the field
2016	1	0	1
2017	0	0	0

**Single Position vs. Concurrent Aggregated Positions**

Calendar Year	Graduates Employed in the Field in a single position	Graduates Employed in the Field concurrent aggregated positions	Total Graduates Employed in the field
2016	0	1	1
2017	0	0	0



**Self-Employed/Freelance Positions**

Calendar Year	Graduates Employed who are self-employed or working freelance	Total Graduates Employed in the field
2016	1	1
2017	0	0

**Institutional Employment**

Calendar Year	Graduates Employed in the field who are Employed by the Institution, an Employer Owned by the Institution, or an Employer who shares Ownership with the institution.	Total Graduates Employed in the field
2016	0	1
2017	0	0

**Student's Initials:** \_\_\_\_\_ **Date:** \_\_\_\_\_

**Initial only after you have had sufficient time to read and understand the information.**

**This Program may result in freelance or self-employment.**

- The work available to graduates of this program is usually for freelance or self-employment.
- This type of work may not be consistent.
- The period of employment can range from one day to weeks to several months.
- Hours worked in a day or week may be more or less than the traditional 8 hours work day or 40-hour work week.
- You can expect to spend unpaid time expanding your networks, advertising, promoting your services, or honing your skills.
- Once graduates being to work freelance or are self-employed, they will be asked to provide documentation that they are employed as such so that they may be counted as placed for our job placement records.
- Students initialing this disclosure understand that either a majority or all of this school's graduates are employed in this manner and understand what comprises this work style.

**Student's Initials:** \_\_\_\_\_ **Date:** \_\_\_\_\_

**Initial only after you have had sufficient time to read and understand the information.**



**License Examination Passage Rates – This program does not lead to licensing examinations**

**Salary and Wage Information (includes data for the two calendar years prior to reporting)**

Annual salary and wages reported for graduates employed in the field.

Calendar Year	Graduates Available for Employment	Graduates Employed in the Field	\$20,001 - \$25,000	\$25,001 - \$30,000	\$40,001 - \$45,000	\$45,001 - \$50,000	No Salary Information Reported
2016	5	1					1
2017	0	0					

A list of sources used to substantiate salary disclosures is available from the school. Please contact the Compliance Office.

**Student’s Initials:** \_\_\_\_\_ **Date:** \_\_\_\_\_

**Initial only after you have had sufficient time to read and understand the information.**

**COST OF EDUCATIONAL PROGRAM**

Total Charges for the program for students completing on-time in 2017: \$33,087. Additional charges may be incurred if the program is not completed on-time.

**Student’s Initials:** \_\_\_\_\_ **Date:** \_\_\_\_\_

**Initial only after you have had sufficient time to read and understand the information.**



**FEDERAL STUDENT LOAN DEBT**

Most recent three year cohort default rate, as reported by the United States Department of Education.*	The percentage of enrolled students in 2017 receiving federal student loans to pay for this program.	The average amount of federal student loan debt of 2017 graduates who took out federal student loans at this institution.	The percentage of graduates in 2017 who took out federal student loans to pay for this Education Program.
6.9%	22.2%	\$14,100	25%

\*The percentage of students who defaulted on their federal student loans is called the Cohort Default Rate (CDR). It shows the percentage of this school’s students who were more than 270 days (9 months) behind on their federal student loans within three years of when the first payment was due. This is the most recent CDR reported by the U.S. Department of Education.

**Student’s Initials:** \_\_\_\_\_ **Date:** \_\_\_\_\_

**Initial only after you have had sufficient time to read and understand the information.**

This fact sheet is filled with the Bureau for Private Postsecondary Education. Regardless of any information you may have relating to the completion rates, starting salaries, or license exam passage rates, this fact sheet contains the information as calculated pursuant to state law.

Any questions a student may have regarding this fact sheet that have not been satisfactorily answered by the institution may be directed to the Bureau for Private Postsecondary Education at 2535 Capitol Oaks Drive, Suite 400, Sacramento, CA 95833, [www.bppe.ca.gov](http://www.bppe.ca.gov), toll-free telephone number (888) 370-7589 or by fax (916) 263 – 1897.

\_\_\_\_\_  
Student Name – Print

\_\_\_\_\_  
Student Signature

\_\_\_\_\_  
Date

\_\_\_\_\_  
School Official

\_\_\_\_\_  
Date



## Definitions

- “Number of Students Who Began the Program” means the number of students who began a program who were scheduled to complete the program within 100% of the published program length within the reporting calendar year and excludes all students who cancelled during the cancellation period.
- “Students Available for Graduation” is the number of students who began the program minus the number of students who have died, been incarcerated, or been called to active military duty.
- “Number of On-time Graduates” is the number of students who completed the program within 100% of the published program length within the reporting calendar year.
- “On-time Completion Rate” is the number of on-time graduates divided by the number of students available for graduation.
- “150% Graduates” is the number of students who completed the program within 150% of the program length (includes on-time graduates).
- “150% Completion Rate” is the number of students who completed the program in the reported calendar year within 150% of the published program length, including on-time graduates, divided by the number of students available for graduation.
- “Graduates Available for Employment” means the number of graduates minus the number of graduates unavailable for employment.
- “Graduates Unavailable for Employment” means the graduates who, after graduation, die, become incarcerated, are called to active military duty, are international students that leave the United States or do not have a visa allowing employment in the United States, or are continuing their education in an accredited or bureau-approved postsecondary institution.
- “Graduates Employed in the Field” means graduates who beginning within six months after a student completes the applicable educational program are gainfully employed, whose employment has been reported, and for whom the institution has documented verification of employment. For occupations for which the state requires passing an examination, the six months period begins after the announcement of the examination results for the first examination available after a student completes an applicable educational program.
- “Placement Rate Employed in the Field” is calculated by dividing the number of graduates gainfully employed in the field by the number of graduates available for employment.

# NEW YORK FILM ACADEMY

COLLEGE OF VISUAL AND PERFORMING ARTS

- “Number of Graduates Taking Exam” is the number of graduates who took the first available exam in the reported calendar year.
- “First Available Exam Date” is the date for the first available exam after a student completed a program.
- “Passage Rate” is calculated by dividing the number of graduates who passed the exam by the number of graduates who took the reported licensing exam.
- “Number Who Passed First Available Exam” is the number of graduates who took and passed the first available licensing exam after completing the program.
- “Salary” is as reported by graduate or graduate’s employer.
- “No Salary Information Reported” is the number of graduates for whom, after making reasonable attempts, the school was not able to obtain salary information.



## **STUDENT'S RIGHT TO CANCEL**

The student has a right to cancel this enrollment agreement and obtain a refund. A notice of cancellation or withdrawal must be made in writing. The written request must include the following information: specific timeframes, such as the date the course started and the date of cancellation or withdrawal. Notice of Withdrawal forms are available in the Office of the Registrar. Any student who intends to cancel or withdraw must submit a signed and dated copy of the Notice of Withdrawal Form, or any other form of written notice that includes the required information to:

New York Film Academy  
3300 W. Riverside Dr.  
Burbank, CA 91505

## **REFUND INFORMATION:**

The New York Film Academy will refund 100% of the amount paid for institutional charges, less an administrative processing fee of \$100.00 if notice of cancellation is made through attendance at the first class session, or the seventh class day after enrollment, whichever is later.

Notice of cancellation or withdrawal must be made no later than \_\_\_\_\_.

After the 100% refund period described above, a student may withdraw from a course after instruction has started and receive a pro rata refund (less a non-refundable administrative processing fee of \$100.00) for the unused portion of the tuition and other refundable charges, if the student has completed 60% or less of the term's instruction.

The amount of the refund is calculated based on the student's withdrawal date. Transfer credits will be awarded with a deduction in overall tuition based on a per credit unit cost. Refunds are disbursed within 30 days of the official withdrawal from the school. The withdrawal is dated on the day that the student gave written notice to the school.



**SCHOOL PERFORMANCE FACT SHEET  
CALENDAR YEARS 2016 & 2017**

**One Year Filmmaking – One Year**

**On-time Completion Rates (Graduation Rates)**

Include data for the two calendar years prior to reporting

Calendar Year	Number of Student Who Began the Program	Students Available for Graduation	Number of On-time Graduates	On-time Completion Rates
2016	61	37	29	78%
2017	48	48	24	50%

Student’s Initials: \_\_\_\_\_ Date: \_\_\_\_\_

Initial only after you have had sufficient time to read and understand the information.

**Students Completing with 150% of Published Program Length**

Calendar Year	Number of Student Who Began the Program	Students Available for Graduation	150% Graduates	150% Completion Rates
2016	n/a			n/a
2017	n/a			n/a

\*Included only if program is more than one year in length

Student’s Initials: \_\_\_\_\_ Date: \_\_\_\_\_

Initial only after you have had sufficient time to read and understand the information.



**Job Placement Rates (includes data for the two calendar years prior to reporting)**

Calendar Year	Number of Students Who Began the Program	Number of Graduates	Graduates Available for Employment	Graduates Employed in the Field	Placement Rate % Employment in the Field
2016	61	29	28	11	39%
2017	48	24	24	3	13%

You may obtain from the institution a list of the employment positions determined to be in the field for which a student received education and training. Please contact the Compliance Office.

**Gainful Employment Categories (includes data for the two calendar years prior to reporting)**

**Part Time vs. Full -Time Employment**

Calendar Year	Graduates Employed in the Field 20 to 29 hours per week	Graduates Employed in the Field at least 30 hours per week	Total Graduates Employed in the field
2016	3	8	11
2017	1	0	3

**Single Position vs. Concurrent Aggregated Positions**

Calendar Year	Graduates Employed in the Field in a single position	Graduates Employed in the Field concurrent aggregated positions	Total Graduates Employed in the field
2016	8	3	11
2017	2	0	3



**Self-Employed/Freelance Positions**

Calendar Year	Graduates Employed who are self-employed or working freelance	Total Graduates Employed in the field
2016	8	12
2017	2	3

**Institutional Employment**

Calendar Year	Graduates Employed in the field who are Employed by the Institution, an Employer Owned by the Institution, or an Employer who shares Ownership with the institution.	Total Graduates Employed in the field
2016	0	12
2017	0	3

**Student's Initials:** \_\_\_\_\_ **Date:** \_\_\_\_\_

**Initial only after you have had sufficient time to read and understand the information.**

**This Program may result in freelance or self-employment.**

- The work available to graduates of this program is usually for freelance or self-employment.
- This type of work may not be consistent.
- The period of employment can range from one day to weeks to several months.
- Hours worked in a day or week may be more or less than the traditional 8 hours work day or 40-hour work week.
- You can expect to spend unpaid time expanding your networks, advertising, promoting your services, or honing your skills.
- Once graduates being to work freelance or are self-employed, they will be asked to provide documentation that they are employed as such so that they may be counted as placed for our job placement records.
- Students initialing this disclosure understand that either a majority or all of this school's graduates are employed in this manner and understand what comprises this work style.

**Student's Initials:** \_\_\_\_\_ **Date:** \_\_\_\_\_



Initial only after you have had sufficient time to read and understand the information.

**License Examination Passage Rates – This program does not lead to licensing examinations**

**Salary and Wage Information (includes data for the two calendar years prior to reporting)**

Annual salary and wages reported for graduates employed in the field.

Calendar Year	Graduates Available for Employment	Graduates Employed in the Field	\$0 - \$5,000	\$25,001 - \$30,000	\$40,001 - \$45,000	\$45,001 - \$50,000	No Salary Information Reported
2016	28	11	3		1		7
2017	22	3					3

A list of sources used to substantiate salary disclosures is available from the school. Please contact the Compliance Office.

Student’s Initials: \_\_\_\_\_ Date: \_\_\_\_\_

Initial only after you have had sufficient time to read and understand the information.

**COST OF EDUCATIONAL PROGRAM**

Total Charges for the program for students completing on-time in 2017: \$43,425. Additional charges may be incurred if the program is not completed on-time.

Student’s Initials: \_\_\_\_\_ Date: \_\_\_\_\_

Initial only after you have had sufficient time to read and understand the information.



**FEDERAL STUDENT LOAN DEBT**

Most recent three year cohort default rate, as reported by the United States Department of Education.*	The percentage of enrolled students in 2017 receiving federal student loans to pay for this program.	The average amount of federal student loan debt of 2017 graduates who took out federal student loans at this institution.	The percentage of graduates in 2017 who took out federal student loans to pay for this Education Program.
6.9%	17.7%	\$11,504.17	14.3%

\*The percentage of students who defaulted on their federal student loans is called the Cohort Default Rate (CDR). It shows the percentage of this school’s students who were more than 270 days (9 months) behind on their federal student loans within three years of when the first payment was due. This is the most recent CDR reported by the U.S. Department of Education.

**Student’s Initials:** \_\_\_\_\_ **Date:** \_\_\_\_\_

**Initial only after you have had sufficient time to read and understand the information.**

This fact sheet is filled with the Bureau for Private Postsecondary Education. Regardless of any information you may have relating to the completion rates, starting salaries, or license exam passage rates, this fact sheet contains the information as calculated pursuant to state law.

Any questions a student may have regarding this fact sheet that have not been satisfactorily answered by the institution may be directed to the Bureau for Private Postsecondary Education at 2535 Capitol Oaks Drive, Suite 400, Sacramento, CA 95833, [www.bppe.ca.gov](http://www.bppe.ca.gov), toll-free telephone number (888) 370-7589 or by fax (916) 263 – 1897.

\_\_\_\_\_  
Student Name – Print

\_\_\_\_\_  
Student Signature

\_\_\_\_\_  
Date

\_\_\_\_\_  
School Official

\_\_\_\_\_  
Date



## Definitions

- “Number of Students Who Began the Program” means the number of students who began a program who were scheduled to complete the program within 100% of the published program length within the reporting calendar year and excludes all students who cancelled during the cancellation period.
- “Students Available for Graduation” is the number of students who began the program minus the number of students who have died, been incarcerated, or been called to active military duty.
- “Number of On-time Graduates” is the number of students who completed the program within 100% of the published program length within the reporting calendar year.
- “On-time Completion Rate” is the number of on-time graduates divided by the number of students available for graduation.
- “150% Graduates” is the number of students who completed the program within 150% of the program length (includes on-time graduates).
- “150% Completion Rate” is the number of students who completed the program in the reported calendar year within 150% of the published program length, including on-time graduates, divided by the number of students available for graduation.
- “Graduates Available for Employment” means the number of graduates minus the number of graduates unavailable for employment.
- “Graduates Unavailable for Employment” means the graduates who, after graduation, die, become incarcerated, are called to active military duty, are international students that leave the United States or do not have a visa allowing employment in the United States, or are continuing their education in an accredited or bureau-approved postsecondary institution.
- “Graduates Employed in the Field” means graduates who beginning within six months after a student completes the applicable educational program are gainfully employed, whose employment has been reported, and for whom the institution has documented verification of employment. For occupations for which the state requires passing an examination, the six months period begins after the announcement of the examination results for the first examination available after a student completes an applicable educational program.
- “Placement Rate Employed in the Field” is calculated by dividing the number of graduates gainfully employed in the field by the number of graduates available for employment.

# NEW YORK FILM ACADEMY

COLLEGE OF VISUAL AND PERFORMING ARTS

- “Number of Graduates Taking Exam” is the number of graduates who took the first available exam in the reported calendar year.
- “First Available Exam Date” is the date for the first available exam after a student completed a program.
- “Passage Rate” is calculated by dividing the number of graduates who passed the exam by the number of graduates who took the reported licensing exam.
- “Number Who Passed First Available Exam” is the number of graduates who took and passed the first available licensing exam after completing the program.
- “Salary” is as reported by graduate or graduate’s employer.
- “No Salary Information Reported” is the number of graduates for whom, after making reasonable attempts, the school was not able to obtain salary information.



## STUDENT'S RIGHT TO CANCEL

The student has a right to cancel this enrollment agreement and obtain a refund. A notice of cancellation or withdrawal must be made in writing. The written request must include the following information: specific timeframes, such as the date the course started and the date of cancellation or withdrawal. Notice of Withdrawal forms are available in the Office of the Registrar. Any student who intends to cancel or withdraw must submit a signed and dated copy of the Notice of Withdrawal Form, or any other form of written notice that includes the required information to:

New York Film Academy  
3300 W. Riverside Dr.  
Burbank, CA 91505

## REFUND INFORMATION

The New York Film Academy will refund 100% of the amount paid for institutional charges, less an administrative processing fee of \$100.00 if notice of cancellation is made through attendance at the first class session, or the seventh class day after enrollment, whichever is later.

Notice of cancellation or withdrawal must be made no later than \_\_\_\_\_.

After the 100% refund period described above, a student may withdraw from a course after instruction has started and receive a pro rata refund (less a non-refundable administrative processing fee of \$100.00) for the unused portion of the tuition and other refundable charges, if the student has completed 60% or less of the term's instruction.

The amount of the refund is calculated based on the student's withdrawal date. Transfer credits will be awarded with a deduction in overall tuition based on a per credit unit cost. Refunds are disbursed within 30 days of the official withdrawal from the school. The withdrawal is dated on the day that the student gave written notice to the school.



**SCHOOL PERFORMANCE FACT SHEET  
CALENDAR YEARS 2016 & 2017**

**One Year Game Design – One Year**

**On-time Completion Rates (Graduation Rates)**

Include data for the two calendar years prior to reporting

Calendar Year	Number of Student Who Began the Program	Students Available for Graduation	Number of On-time Graduates	On-time Completion Rates
2016	3	3	3	100%
2017	3	3	1	33%

Student’s Initials: \_\_\_\_\_ Date: \_\_\_\_\_

Initial only after you have had sufficient time to read and understand the information.


**Students Completing with 150% of Published Program Length**

Calendar Year	Number of Student Who Began the Program	Students Available for Graduation	150% Graduates	150% Completion Rates
2016	n/a			n/a
2017	n/a			n/a

\*Included only if program is more than one year in length

Student’s Initials: \_\_\_\_\_ Date: \_\_\_\_\_

Initial only after you have had sufficient time to read and understand the information.



**Job Placement Rates (includes data for the two calendar years prior to reporting)**

Calendar Year	Number of Students Who Began the Program	Number of Graduates	Graduates Available for Employment	Graduates Employed in the Field	Placement Rate % Employment in the Field
2016	3	3	3	0	0
2017	3	1	1	0	0

You may obtain from the institution a list of the employment positions determined to be in the field for which a student received education and training. Please contact the Compliance Office.

**Gainful Employment Categories (includes data for the two calendar years prior to reporting)**

**Part Time vs. Full -Time Employment**

Calendar Year	Graduates Employed in the Field 20 to 29 hours per week	Graduates Employed in the Field at least 30 hours per week	Total Graduates Employed in the field
2016	0	0	0
2017	0	0	0

**Single Position vs. Concurrent Aggregated Positions**

Calendar Year	Graduates Employed in the Field in a single position	Graduates Employed in the Field concurrent aggregated positions	Total Graduates Employed in the field
2016	0	0	0
2017	0	0	0



**Self-Employed/Freelance Positions**

Calendar Year	Graduates Employed who are self-employed or working freelance	Total Graduates Employed in the field
2016	0	0
2017	0	0

**Institutional Employment**

Calendar Year	Graduates Employed in the field who are Employed by the Institution, an Employer Owned by the Institution, or an Employer who shares Ownership with the institution.	Total Graduates Employed in the field
2016	0	0
2017	0	0

**Student's Initials:** \_\_\_\_\_ **Date:** \_\_\_\_\_

**Initial only after you have had sufficient time to read and understand the information.**

**This Program may result in freelance or self-employment.**

- The work available to graduates of this program is usually for freelance or self-employment.
- This type of work may not be consistent.
- The period of employment can range from one day to weeks to several months.
- Hours worked in a day or week may be more or less than the traditional 8 hours work day or 40-hour work week.
- You can expect to spend unpaid time expanding your networks, advertising, promoting your services, or honing your skills.
- Once graduates being to work freelance or are self-employed, they will be asked to provide documentation that they are employed as such so that they may be counted as placed for our job placement records.
- Students initialing this disclosure understand that either a majority or all of this school's graduates are employed in this manner and understand what comprises this work style.

**Student's Initials:** \_\_\_\_\_ **Date:** \_\_\_\_\_

**Initial only after you have had sufficient time to read and understand the information.**



**License Examination Passage Rates – This program does not lead to licensing examinations**

**Salary and Wage Information (includes data for the two calendar years prior to reporting)**

Annual salary and wages reported for graduates employed in the field.

Calendar Year	Graduates Available for Employment	Graduates Employed in the Field	\$20,001 - \$25,000	\$35,001 - \$40,000	\$40,001 - \$45,000	\$45,001 - \$50,000	No Salary Information Reported
2016	3	0					
2017	3	0					

A list of sources used to substantiate salary disclosures is available from the school. Please contact the Compliance Office.

**Student’s Initials: \_\_\_\_\_ Date: \_\_\_\_\_**

**Initial only after you have had sufficient time to read and understand the information.**

**COST OF EDUCATIONAL PROGRAM**

Total Charges for the program for students completing on-time in 2017: \$33,090. Additional charges may be incurred if the program is not completed on-time.

**Student’s Initials: \_\_\_\_\_ Date: \_\_\_\_\_**

**Initial only after you have had sufficient time to read and understand the information.**



**FEDERAL STUDENT LOAN DEBT**

Most recent three year cohort default rate, as reported by the United States Department of Education.*	The percentage of enrolled students in 2017 receiving federal student loans to pay for this program.	The average amount of federal student loan debt of 2017 graduates who took out federal student loans at this institution.	The percentage of graduates in 2017 who took out federal student loans to pay for this Education Program.
6.9%	66.7%	\$5,444	100%

\*The percentage of students who defaulted on their federal student loans is called the Cohort Default Rate (CDR). It shows the percentage of this school’s students who were more than 270 days (9 months) behind on their federal student loans within three years of when the first payment was due. This is the most recent CDR reported by the U.S. Department of Education.

**Student’s Initials:** \_\_\_\_\_ **Date:** \_\_\_\_\_

**Initial only after you have had sufficient time to read and understand the information.**

This fact sheet is filled with the Bureau for Private Postsecondary Education. Regardless of any information you may have relating to the completion rates, starting salaries, or license exam passage rates, this fact sheet contains the information as calculated pursuant to state law.

Any questions a student may have regarding this fact sheet that have not been satisfactorily answered by the institution may be directed to the Bureau for Private Postsecondary Education at 2535 Capitol Oaks Drive, Suite 400, Sacramento, CA 95833, [www.bppe.ca.gov](http://www.bppe.ca.gov), toll-free telephone number (888) 370-7589 or by fax (916) 263 – 1897.

\_\_\_\_\_  
Student Name – Print

\_\_\_\_\_  
Student Signature

\_\_\_\_\_  
School Official

\_\_\_\_\_  
Date

\_\_\_\_\_  
Date



# NEW YORK FILM ACADEMY

COLLEGE OF VISUAL AND PERFORMING ARTS

## Definitions

- “Number of Students Who Began the Program” means the number of students who began a program who were scheduled to complete the program within 100% of the published program length within the reporting calendar year and excludes all students who cancelled during the cancellation period.
- “Students Available for Graduation” is the number of students who began the program minus the number of students who have died, been incarcerated, or been called to active military duty.
- “Number of On-time Graduates” is the number of students who completed the program within 100% of the published program length within the reporting calendar year.
- “On-time Completion Rate” is the number of on-time graduates divided by the number of students available for graduation.
- “150% Graduates” is the number of students who completed the program within 150% of the program length (includes on-time graduates).
- “150% Completion Rate” is the number of students who completed the program in the reported calendar year within 150% of the published program length, including on-time graduates, divided by the number of students available for graduation.
- “Graduates Available for Employment” means the number of graduates minus the number of graduates unavailable for employment.
- “Graduates Unavailable for Employment” means the graduates who, after graduation, die, become incarcerated, are called to active military duty, are international students that leave the United States or do not have a visa allowing employment in the United States, or are continuing their education in an accredited or bureau-approved postsecondary institution.
- “Graduates Employed in the Field” means graduates who beginning within six months after a student completes the applicable educational program are gainfully employed, whose employment has been reported, and for whom the institution has documented verification of employment. For occupations for which the state requires passing an examination, the six months period begins after the announcement of the examination results for the first examination available after a student completes an applicable educational program.
- “Placement Rate Employed in the Field” is calculated by dividing the number of graduates gainfully employed in the field by the number of graduates available for employment.
- “Number of Graduates Taking Exam” is the number of graduates who took the first available exam in the reported calendar year.

# NEW YORK FILM ACADEMY

COLLEGE OF VISUAL AND PERFORMING ARTS

- “First Available Exam Date” is the date for the first available exam after a student completed a program.
- “Passage Rate” is calculated by dividing the number of graduates who passed the exam by the number of graduates who took the reported licensing exam.
- “Number Who Passed First Available Exam” is the number of graduates who took and passed the first available licensing exam after completing the program.
- “Salary” is as reported by graduate or graduate’s employer.
- “No Salary Information Reported” is the number of graduates for whom, after making reasonable attempts, the school was not able to obtain salary information.



## **STUDENT'S RIGHT TO CANCEL**

The student has a right to cancel this enrollment agreement and obtain a refund. A notice of cancellation or withdrawal must be made in writing. The written request must include the following information: specific timeframes, such as the date the course started and the date of cancellation or withdrawal. Notice of Withdrawal forms are available in the Office of the Registrar. Any student who intends to cancel or withdraw must submit a signed and dated copy of the Notice of Withdrawal Form, or any other form of written notice that includes the required information to:

New York Film Academy  
3300 W. Riverside Dr.  
Burbank, CA 91505

## **REFUND INFORMATION**

The New York Film Academy will refund 100% of the amount paid for institutional charges, less an administrative processing fee of \$100.00 if notice of cancellation is made through attendance at the first class session, or the seventh class day after enrollment, whichever is later.

Notice of cancellation or withdrawal must be made no later than \_\_\_\_\_.

After the 100% refund period described above, a student may withdraw from a course after instruction has started and receive a pro rata refund (less a non-refundable administrative processing fee of \$100.00) for the unused portion of the tuition and other refundable charges, if the student has completed 60% or less of the term's instruction.

The amount of the refund is calculated based on the student's withdrawal date. Transfer credits will be awarded with a deduction in overall tuition based on a per credit unit cost. Refunds are disbursed within 30 days of the official withdrawal from the school. The withdrawal is dated on the day that the student gave written notice to the school.



**SCHOOL PERFORMANCE FACT SHEET  
CALENDAR YEARS 2016 & 2017**

**One Year Graphic Design – 1 Year**

**On-time Completion Rates (Graduation Rates)**

**Include data for the two calendar years prior to reporting**

This program is new. Therefore, the number of students who graduate, the number of students who are placed, or the starting salary you can earn after finishing the educational program are unknown at this time. Information regarding general salary and placement statistics may be available from government sources or from the institution, but it is not equivalent to actual performance data. This information will be available once a cohort of students enrolled in the program.

**Student's Initials: \_\_\_\_\_ Date: \_\_\_\_\_**

**Initial only after you have had sufficient time to read and understand the information.**

**Job Placement Rates (includes data for the two calendar years prior to reporting)**

This program is new. Therefore, the number of students who graduate, the number of students who are placed, or the starting salary you can earn after finishing the educational program are unknown at this time. Information regarding general salary and placement statistics may be available from government sources or from the institution, but it is not equivalent to actual performance data. This information will be available once a cohort of students enrolled in the program.

**Gainful Employment Categories (includes data for the two calendar years prior to reporting)**

This program is new. Therefore, the number of students who graduate, the number of students who are placed, or the starting salary you can earn after finishing the educational program are unknown at this time. Information regarding general salary and placement statistics may be available from government sources or from the institution, but it is not equivalent to actual performance data. This information will be available once a cohort of students enrolled in the program.



Student’s Initials: \_\_\_\_\_ Date: \_\_\_\_\_

Initial only after you have had sufficient time to read and understand the information.

**This Program may result in freelance or self-employment.**

- The work available to graduates of this program is usually for freelance or self-employment.
- This type of work may not be consistent.
- The period of employment can range from one day to weeks to several months.
- Hours worked in a day or week may be more or less than the traditional 8 hours work day or 40-hour work week.
- You can expect to spend unpaid time expanding your networks, advertising, promoting your services, or honing your skills.
- Once graduates begin to work freelance or are self-employed, they will be asked to provide documentation that they are employed as such so that they may be counted as placed for our job placement records.
- Students initialing this disclosure understand that either a majority or all of this school’s graduates are employed in this manner and understand what comprises this work style.

Student’s Initials: \_\_\_\_\_ Date: \_\_\_\_\_

Initial only after you have had sufficient time to read and understand the information.

**License Examination Passage Rates – This program does not lead to licensing examinations**

**Salary and Wage Information (includes data for the two calendar years prior to reporting)**

This program is new. Therefore, the number of students who graduate, the number of students who are placed, or the starting salary you can earn after finishing the educational program are unknown at this time. Information regarding general salary and placement statistics may be available from government sources or from the institution, but it is not equivalent to actual performance data. This information will be available once a cohort of students enrolled in the program.



Student's Initials: \_\_\_\_\_ Date: \_\_\_\_\_

Initial only after you have had sufficient time to read and understand the information.

**COST OF EDUCATIONAL PROGRAM**

Total Charges for the program for students completing on-time in 2017: \$32,000. Additional charges may be incurred if the program is not completed on-time.

Student's Initials: \_\_\_\_\_ Date: \_\_\_\_\_

Initial only after you have had sufficient time to read and understand the information.

**FEDERAL STUDENT LOAN DEBT**

Most recent three year cohort default rate, as reported by the United State Department of Education.	The percentage of enrolled students in 2017 receiving federal student loans to pay for this program.	The average amount of federal student loan debt of 2017 graduates who took out federal student loans at this institution.	The percentage of graduates in 2017 who took out federal student loans to pay for this Education Program.
6.9%	N/A	N/A	N/A

\*The percentage of students who defaulted on their federal student loans is called the Cohort Default Rate (CDR). It shows the percentage of this school's students who were more than 270 days (9 months) behind on their federal student loans within three years of when the first payment was due. This is the most recent CDR reported by the U.S. Department of Education.

Student's Initials: \_\_\_\_\_ Date: \_\_\_\_\_

Initial only after you have had sufficient time to read and understand the information.

This fact sheet is filled with the Bureau for Private Postsecondary Education. Regardless of any information you may have relating to the completion rates, starting salaries, or license exam passage rates, this fact sheet contains the information as calculated pursuant to state law.

# NEW YORK FILM ACADEMY

COLLEGE OF VISUAL AND PERFORMING ARTS

Any questions a student may have regarding this fact sheet that have not been satisfactorily answered by the institution may be directed to the Bureau for Private Postsecondary Education at 2535 Capitol Oaks Drive, Suite 400, Sacramento, CA 95833, [www.bppe.ca.gov](http://www.bppe.ca.gov), toll-free telephone number (888) 370-7589 or by fax (916) 263 – 1897.

---

Student Name – Print

---

Student Signature

---

School Official

---

Date

---

Date

## Definitions

- “Number of Students Who Began the Program” means the number of students who began a program who were scheduled to complete the program within 100% of the published program length within the reporting calendar year and excludes all students who cancelled during the cancellation period.
- “Students Available for Graduation” is the number of students who began the program minus the number of students who have died, been incarcerated, or been called to active military duty.
- “Number of On-time Graduates” is the number of students who completed the program within 100% of the published program length within the reporting calendar year.
- “On-time Completion Rate” is the number of on-time graduates divided by the number of students available for graduation.
- “150% Graduates” is the number of students who completed the program within 150% of the program length (includes on-time graduates).
- “150% Completion Rate” is the number of students who completed the program in the reported calendar year within 150% of the published program length, including on-time graduates, divided by the number of students available for graduation.
- “Graduates Available for Employment” means the number of graduates minus the number of graduates unavailable for employment.
- “Graduates Unavailable for Employment” means the graduates who, after graduation, die, become incarcerated, are called to active military duty, are international students that leave the United States or do not have a visa allowing employment in the United States, or are continuing their education in an accredited or bureau-approved postsecondary institution.
- “Graduates Employed in the Field” means graduates who beginning within six months after a student completes the applicable educational program are gainfully employed, whose employment has been reported, and for whom the institution has documented verification of employment. For occupations for which the state requires passing an examination, the six months period begins after the announcement of the examination results for the first examination available after a student completes an applicable educational program.
- “Placement Rate Employed in the Field” is calculated by dividing the number of graduates gainfully employed in the field by the number of graduates available for employment.



# NEW YORK FILM ACADEMY

COLLEGE OF VISUAL AND PERFORMING ARTS

- “Number of Graduates Taking Exam” is the number of graduates who took the first available exam in the reported calendar year.
- “First Available Exam Date” is the date for the first available exam after a student completed a program.
- “Passage Rate” is calculated by dividing the number of graduates who passed the exam by the number of graduates who took the reported licensing exam.
- “Number Who Passed First Available Exam” is the number of graduates who took and passed the first available licensing exam after completing the program.
- “Salary” is as reported by graduate or graduate’s employer.
- “No Salary Information Reported” is the number of graduates for whom, after making reasonable attempts, the school was not able to obtain salary information.



## **STUDENT'S RIGHT TO CANCEL**

The student has a right to cancel this enrollment agreement and obtain a refund. A notice of cancellation or withdrawal must be made in writing. The written request must include the following information: specific timeframes, such as the date the course started and the date of cancellation or withdrawal. Notice of Withdrawal forms are available in the Office of the Registrar. Any student who intends to cancel or withdraw must submit a signed and dated copy of the Notice of Withdrawal Form, or any other form of written notice that includes the required information to:

New York Film Academy  
3300 W. Riverside Dr.  
Burbank, CA 91505

## **REFUND INFORMATION:**

The New York Film Academy will refund 100% of the amount paid for institutional charges, less an administrative processing fee of \$100.00 if notice of cancellation is made through attendance at the first class session, or the seventh class day after enrollment, whichever is later.

Notice of cancellation or withdrawal must be made no later than \_\_\_\_\_.

After the 100% refund period described above, a student may withdraw from a course after instruction has started and receive a pro rata refund (less a non-refundable administrative processing fee of \$100.00) for the unused portion of the tuition and other refundable charges, if the student has completed 60% or less of the term's instruction.

The amount of the refund is calculated based on the student's withdrawal date. Transfer credits will be awarded with a deduction in overall tuition based on a per credit unit cost. Refunds are disbursed within 30 days of the official withdrawal from the school. The withdrawal is dated on the day that the student gave written notice to the school.



**SCHOOL PERFORMANCE FACT SHEET  
CALENDAR YEARS 2016 & 2017**

**One Year Illustration – 1 Years**

**On-time Completion Rates (Graduation Rates)**

**Include data for the two calendar years prior to reporting**

This program is new. Therefore, the number of students who graduate, the number of students who are placed, or the starting salary you can earn after finishing the educational program are unknown at this time. Information regarding general salary and placement statistics may be available from government sources or from the institution, but it is not equivalent to actual performance data. This information will be available once a cohort of students enrolled in the program.

**Student’s Initials: \_\_\_\_\_ Date: \_\_\_\_\_**

**Initial only after you have had sufficient time to read and understand the information.**

**Job Placement Rates (includes data for the two calendar years prior to reporting)**

This program is new. Therefore, the number of students who graduate, the number of students who are placed, or the starting salary you can earn after finishing the educational program are unknown at this time. Information regarding general salary and placement statistics may be available from government sources or from the institution, but it is not equivalent to actual performance data. This information will be available once a cohort of students enrolled in the program.

**Gainful Employment Categories (includes data for the two calendar years prior to reporting)**

This program is new. Therefore, the number of students who graduate, the number of students who are placed, or the starting salary you can earn after finishing the educational program are unknown at this time. Information regarding general salary and placement statistics may be available from government sources or from the institution, but it is not equivalent to actual performance data. This information will be available once a cohort of students enrolled in the program.



Student’s Initials: \_\_\_\_\_ Date: \_\_\_\_\_

Initial only after you have had sufficient time to read and understand the information.

**This Program may result in freelance or self-employment.**

- The work available to graduates of this program is usually for freelance or self-employment.
- This type of work may not be consistent.
- The period of employment can range from one day to weeks to several months.
- Hours worked in a day or week may be more or less than the traditional 8 hours work day or 40-hour work week.
- You can expect to spend unpaid time expanding your networks, advertising, promoting your services, or honing your skills.
- Once graduates being to work freelance or are self-employed, they will be asked to provide documentation that they are employed as such so that they may be counted as placed for our job placement records.
- Students initialing this disclosure understand that either a majority or all of this school’s graduates are employed in this manner and understand what comprises this work style.

Student’s Initials: \_\_\_\_\_ Date: \_\_\_\_\_

Initial only after you have had sufficient time to read and understand the information.

**License Examination Passage Rates – This program does not lead to licensing examinations**

**Salary and Wage Information (includes data for the two calendar years prior to reporting)**

This program is new. Therefore, the number of students who graduate, the number of students who are placed, or the starting salary you can earn after finishing the educational program are unknown at this time. Information regarding general salary and placement statistics may be available from government sources or from the institution, but it is not equivalent to actual performance data. This information will be available once a cohort of students enrolled in the program.



Student's Initials: \_\_\_\_\_ Date: \_\_\_\_\_

Initial only after you have had sufficient time to read and understand the information.

**COST OF EDUCATIONAL PROGRAM**

Total Charges for the program for students completing on-time in 2017: N/A. Additional charges may be incurred if the program is not completed on-time.

Student's Initials: \_\_\_\_\_ Date: \_\_\_\_\_

Initial only after you have had sufficient time to read and understand the information.

**FEDERAL STUDENT LOAN DEBT**

Most recent three year cohort default rate, as reported by the United State Department of Education.*	The percentage of enrolled students in 2017 receiving federal student loans to pay for this program.	The average amount of federal student loan debt of 2017 graduates who took out federal student loans at this institution.	The percentage of graduates in 2017 who took out federal student loans to pay for this Education Program.
6.9%	N/A	N/A	N/A

\*The percentage of students who defaulted on their federal student loans is called the Cohort Default Rate (CDR). It shows the percentage of this school's students who were more than 270 days (9 months) behind on their federal student loans within three years of when the first payment was due. This is the most recent CDR reported by the U.S. Department of Education.

Student's Initials: \_\_\_\_\_ Date: \_\_\_\_\_

Initial only after you have had sufficient time to read and understand the information.

This fact sheet is filled with the Bureau for Private Postsecondary Education. Regardless of any information you may have relating to the completion rates, starting salaries, or license exam passage rates, this fact sheet contains the information as calculated pursuant to state law.

Any questions a student may have regarding this fact sheet that have not been satisfactorily

# NEW YORK FILM ACADEMY

COLLEGE OF VISUAL AND PERFORMING ARTS

answered by the institution may be directed to the Bureau for Private Postsecondary Education at 2535 Capitol Oaks Drive, Suite 400, Sacramento, CA 95833, [www.bppe.ca.gov](http://www.bppe.ca.gov), toll-free telephone number (888) 370-7589 or by fax (916) 263 – 1897.

\_\_\_\_\_  
Student Name – Print

\_\_\_\_\_  
Student Signature

\_\_\_\_\_  
Date

\_\_\_\_\_  
School Official

\_\_\_\_\_  
Date

# NEW YORK FILM ACADEMY

COLLEGE OF VISUAL AND PERFORMING ARTS

## Definitions

- “Number of Students Who Began the Program” means the number of students who began a program who were scheduled to complete the program within 100% of the published program length within the reporting calendar year and excludes all students who cancelled during the cancellation period.
- “Students Available for Graduation” is the number of students who began the program minus the number of students who have died, been incarcerated, or been called to active military duty.
- “Number of On-time Graduates” is the number of students who completed the program within 100% of the published program length within the reporting calendar year.
- “On-time Completion Rate” is the number of on-time graduates divided by the number of students available for graduation.
- “150% Graduates” is the number of students who completed the program within 150% of the program length (includes on-time graduates).
- “150% Completion Rate” is the number of students who completed the program in the reported calendar year within 150% of the published program length, including on-time graduates, divided by the number of students available for graduation.
- “Graduates Available for Employment” means the number of graduates minus the number of graduates unavailable for employment.
- “Graduates Unavailable for Employment” means the graduates who, after graduation, die, become incarcerated, are called to active military duty, are international students that leave the United States or do not have a visa allowing employment in the United States, or are continuing their education in an accredited or bureau-approved postsecondary institution.
- “Graduates Employed in the Field” means graduates who beginning within six months after a student completes the applicable educational program are gainfully employed, whose employment has been reported, and for whom the institution has documented verification of employment. For occupations for which the state requires passing an examination, the six months period begins after the announcement of the examination results for the first examination available after a student completes an applicable educational program.
- “Placement Rate Employed in the Field” is calculated by dividing the number of graduates gainfully employed in the field by the number of graduates available for employment.

# NEW YORK FILM ACADEMY

COLLEGE OF VISUAL AND PERFORMING ARTS

- “Number of Graduates Taking Exam” is the number of graduates who took the first available exam in the reported calendar year.
- “First Available Exam Date” is the date for the first available exam after a student completed a program.
- “Passage Rate” is calculated by dividing the number of graduates who passed the exam by the number of graduates who took the reported licensing exam.
- “Number Who Passed First Available Exam” is the number of graduates who took and passed the first available licensing exam after completing the program.
- “Salary” is as reported by graduate or graduate’s employer.
- “No Salary Information Reported” is the number of graduates for whom, after making reasonable attempts, the school was not able to obtain salary information.





## STUDENT'S RIGHT TO CANCEL

The student has a right to cancel this enrollment agreement and obtain a refund. A notice of cancellation or withdrawal must be made in writing. The written request must include the following information: specific timeframes, such as the date the course started and the date of cancellation or withdrawal. Notice of Withdrawal forms are available in the Office of the Registrar. Any student who intends to cancel or withdraw must submit a signed and dated copy of the Notice of Withdrawal Form, or any other form of written notice that includes the required information to:

New York Film Academy  
3300 W. Riverside Dr.  
Burbank, CA 91505

## REFUND INFORMATION:

The New York Film Academy will refund 100% of the amount paid for institutional charges, less an administrative processing fee of \$100.00 if notice of cancellation is made through attendance at the first class session, or the seventh class day after enrollment, whichever is later.

Notice of cancellation or withdrawal must be made no later than \_\_\_\_\_.

After the 100% refund period described above, a student may withdraw from a course after instruction has started and receive a pro rata refund (less a non-refundable administrative processing fee of \$100.00) for the unused portion of the tuition and other refundable charges, if the student has completed 60% or less of the term's instruction.

The amount of the refund is calculated based on the student's withdrawal date. Transfer credits will be awarded with a deduction in overall tuition based on a per credit unit cost. Refunds are disbursed within 30 days of the official withdrawal from the school. The withdrawal is dated on the day that the student gave written notice to the school.



**SCHOOL PERFORMANCE FACT SHEET  
CALENDAR YEARS 2016 & 2017**

**One Year Photography – 1 Year**

**On-time Completion Rates (Graduation Rates)**

Include data for the two calendar years prior to reporting

Calendar Year	Number of Student Who Began the Program	Students Available for Graduation	Number of On-time Graduates	On-time Completion Rates
2016	15	12	11	92%
2017	14	14	9	64%

Student’s Initials: \_\_\_\_\_ Date: \_\_\_\_\_

Initial only after you have had sufficient time to read and understand the information.

**Students Completing with 150% of Published Program Length**

Calendar Year	Number of Student Who Began the Program	Students Available for Graduation	150% Graduates	150% Completion Rates
2016	n/a			n/a
2017	n/a			n/a

\*Included only if program is more than one year in length

Student’s Initials: \_\_\_\_\_ Date: \_\_\_\_\_

Initial only after you have had sufficient time to read and understand the information.



**Job Placement Rates (includes data for the two calendar years prior to reporting)**

Calendar Year	Number of Students Who Began the Program	Number of Graduates	Graduates Available for Employment	Graduates Employed in the Field	Placement Rate % Employment in the Field
2016	15	11	11	2	18%
2017	14	9	9	0	0%

You may obtain from the institution a list of the employment positions determined to be in the field for which a student received education and training. Please contact the Compliance Office.

**Gainful Employment Categories (includes data for the two calendar years prior to reporting)**

**Part Time vs. Full -Time Employment**

Calendar Year	Graduates Employed in the Field 20 to 29 hours per week	Graduates Employed in the Field at least 30 hours per week	Total Graduates Employed in the field
2016	0	2	2
2017	0	0	0

**Single Position vs. Concurrent Aggregated Positions**

Calendar Year	Graduates Employed in the Field in a single position	Graduates Employed in the Field concurrent aggregated positions	Total Graduates Employed in the field
2016	2	0	2
2017	0	0	0



**Self-Employed/Freelance Positions**

Calendar Year	Graduates Employed who are self-employed or working freelance	Total Graduates Employed in the field
2016	1	2
2017	0	0

**Institutional Employment**

Calendar Year	Graduates Employed in the field who are Employed by the Institution, an Employer Owned by the Institution, or an Employer who shares Ownership with the institution.	Total Graduates Employed in the field
2016	0	2
2017	0	0

**Student's Initials:** \_\_\_\_\_ **Date:** \_\_\_\_\_

**Initial only after you have had sufficient time to read and understand the information.**

**This Program may result in freelance or self-employment.**

- The work available to graduates of this program is usually for freelance or self-employment.
- This type of work may not be consistent.
- The period of employment can range from one day to weeks to several months.
- Hours worked in a day or week may be more or less than the traditional 8 hours work day or 40-hour work week.
- You can expect to spend unpaid time expanding your networks, advertising, promoting your services, or honing your skills.
- Once graduates being to work freelance or are self-employed, they will be asked to provide documentation that they are employed as such so that they may be counted as placed for our job placement records.
- Students initialing this disclosure understand that either a majority or all of this school's graduates are employed in this manner and understand what comprises this work style.

**Student's Initials:** \_\_\_\_\_ **Date:** \_\_\_\_\_

**Initial only after you have had sufficient time to read and understand the information.**



**License Examination Passage Rates – This program does not lead to licensing examinations**

**Salary and Wage Information (includes data for the two calendar years prior to reporting)**

Annual salary and wages reported for graduates employed in the field.

Calendar Year	Graduates Available for Employment	Graduates Employed in the Field	\$20,001 - \$25,000	\$25,001 - \$30,000	\$40,001 - \$45,000	\$45,001 - \$50,000	No Salary Information Reported
2016	11	2	1	1			
2017	9	0					

A list of sources used to substantiate salary disclosures is available from the school. Please contact the Compliance Office.

Student’s Initials: \_\_\_\_\_ Date: \_\_\_\_\_

Initial only after you have had sufficient time to read and understand the information.

**COST OF EDUCATIONAL PROGRAM**

Total Charges for the program for students completing on-time in 2017: \$41,360. Additional charges may be incurred if the program is not completed on-time.

Student’s Initials: \_\_\_\_\_ Date: \_\_\_\_\_

Initial only after you have had sufficient time to read and understand the information.



**FEDERAL STUDENT LOAN DEBT**

Most recent three year cohort default rate, as reported by the United State Department of Education.*	The percentage of enrolled students in 2017 receiving federal student loans to pay for this program.	The average amount of federal student loan debt of 2017 graduates who took out federal student loans at this institution.	The percentage of graduates in 2017 who took out federal student loans to pay for this Education. Program.
6.9%	37.5%	\$22,039.14	50%

\*The percentage of students who defaulted on their federal student loans is called the Cohort Default Rate (CDR). It shows the percentage of this school’s students who were more than 270 days (9 months) behind on their federal student loans within three years of when the first payment was due. This is the most recent CDR reported by the U.S. Department of Education.

**Student’s Initials:** \_\_\_\_\_ **Date:** \_\_\_\_\_

**Initial only after you have had sufficient time to read and understand the information.**

This fact sheet is filled with the Bureau for Private Postsecondary Education. Regardless of any information you may have relating to the completion rates, starting salaries, or license exam passage rates, this fact sheet contains the information as calculated pursuant to state law.

Any questions a student may have regarding this fact sheet that have not been satisfactorily answered by the institution may be directed to the Bureau for Private Postsecondary Education at 2535 Capitol Oaks Drive, Suite 400, Sacramento, CA 95833, [www.bppe.ca.gov](http://www.bppe.ca.gov), toll-free telephone number (888) 370-7589 or by fax (916) 263 – 1897.

\_\_\_\_\_  
Student Name – Print

\_\_\_\_\_  
Student Signature

\_\_\_\_\_  
Date

\_\_\_\_\_  
School Official

\_\_\_\_\_  
Date

## Definitions

- “Number of Students Who Began the Program” means the number of students who began a program who were scheduled to complete the program within 100% of the published program length within the reporting calendar year and excludes all students who cancelled during the cancellation period.
- “Students Available for Graduation” is the number of students who began the program minus the number of students who have died, been incarcerated, or been called to active military duty.
- “Number of On-time Graduates” is the number of students who completed the program within 100% of the published program length within the reporting calendar year.
- “On-time Completion Rate” is the number of on-time graduates divided by the number of students available for graduation.
- “150% Graduates” is the number of students who completed the program within 150% of the program length (includes on-time graduates).
- “150% Completion Rate” is the number of students who completed the program in the reported calendar year within 150% of the published program length, including on-time graduates, divided by the number of students available for graduation.
- “Graduates Available for Employment” means the number of graduates minus the number of graduates unavailable for employment.
- “Graduates Unavailable for Employment” means the graduates who, after graduation, die, become incarcerated, are called to active military duty, are international students that leave the United States or do not have a visa allowing employment in the United States, or are continuing their education in an accredited or bureau-approved postsecondary institution.
- “Graduates Employed in the Field” means graduates who beginning within six months after a student completes the applicable educational program are gainfully employed, whose employment has been reported, and for whom the institution has documented verification of employment. For occupations for which the state requires passing an examination, the six months period begins after the announcement of the examination results for the first examination available after a student completes an applicable educational program.
- “Placement Rate Employed in the Field” is calculated by dividing the number of graduates gainfully employed in the field by the number of graduates available for employment.

# NEW YORK FILM ACADEMY

COLLEGE OF VISUAL AND PERFORMING ARTS

- “Number of Graduates Taking Exam” is the number of graduates who took the first available exam in the reported calendar year.
- “First Available Exam Date” is the date for the first available exam after a student completed a program.
- “Passage Rate” is calculated by dividing the number of graduates who passed the exam by the number of graduates who took the reported licensing exam.
- “Number Who Passed First Available Exam” is the number of graduates who took and passed the first available licensing exam after completing the program.
- “Salary” is as reported by graduate or graduate’s employer.
- “No Salary Information Reported” is the number of graduates for whom, after making reasonable attempts, the school was not able to obtain salary information.





## STUDENT'S RIGHT TO CANCEL

The student has a right to cancel this enrollment agreement and obtain a refund. A notice of cancellation or withdrawal must be made in writing. The written request must include the following information: specific timeframes, such as the date the course started and the date of cancellation or withdrawal. Notice of Withdrawal forms are available in the Office of the Registrar. Any student who intends to cancel or withdraw must submit a signed and dated copy of the Notice of Withdrawal Form, or any other form of written notice that includes the required information to:

New York Film Academy  
3300 W. Riverside Dr.  
Burbank, CA 91505

## REFUND INFORMATION

The New York Film Academy will refund 100% of the amount paid for institutional charges, less an administrative processing fee of \$100.00 if notice of cancellation is made through attendance at the first class session, or the seventh class day after enrollment, whichever is later.

Notice of cancellation or withdrawal must be made no later than \_\_\_\_\_.

After the 100% refund period described above, a student may withdraw from a course after instruction has started and receive a pro rata refund (less a non-refundable administrative processing fee of \$100.00) for the unused portion of the tuition and other refundable charges, if the student has completed 60% or less of the term's instruction.

The amount of the refund is calculated based on the student's withdrawal date. Transfer credits will be awarded with a deduction in overall tuition based on a per credit unit cost. Refunds are disbursed within 30 days of the official withdrawal from the school. The withdrawal is dated on the day that the student gave written notice to the school.



**SCHOOL PERFORMANCE FACT SHEET  
CALENDAR YEARS 2016 & 2017**

**One Year Producing – 1 Year**

**On-time Completion Rates (Graduation Rates)**

Include data for the two calendar years prior to reporting

Calendar Year	Number of Student Who Began the Program	Students Available for Graduation	Number of On-time Graduates	On-time Completion Rates
2016	6	4	3	75%
2017	15	15	12	80%

Student’s Initials: \_\_\_\_\_ Date: \_\_\_\_\_

Initial only after you have had sufficient time to read and understand the information.

**Students Completing with 150% of Published Program Length**

Calendar Year	Number of Student Who Began the Program	Students Available for Graduation	150% Graduates	150% Completion Rates
2016	n/a			n/a
2017	n/a			n/a

\*Included only if program is more than one year in length

Student’s Initials: \_\_\_\_\_ Date: \_\_\_\_\_

Initial only after you have had sufficient time to read and understand the information.

# NEW YORK FILM ACADEMY

COLLEGE OF VISUAL AND PERFORMING ARTS

## **Job Placement Rates (includes data for the two calendar years prior to reporting)**

Calendar Year	Number of Students Who Began the Program	Number of Graduates	Graduates Available for Employment	Graduates Employed in the Field	Placement Rate % Employment in the Field
2016	6	3	3	0	0%
2017	15	12	11	0	0%

You may obtain from the institution a list of the employment positions determined to be in the field for which a student received education and training. Please contact the Compliance Office.

## **Gainful Employment Categories (includes data for the two calendar years prior to reporting)**

### **Part Time vs. Full -Time Employment**

Calendar Year	Graduates Employed in the Field 20 to 29 hours per week	Graduates Employed in the Field at least 30 hours per week	Total Graduates Employed in the field
2016	0	0	0
2017	0	0	0

### **Single Position vs. Concurrent Aggregated Positions**

Calendar Year	Graduates Employed in the Field in a single position	Graduates Employed in the Field concurrent aggregated positions	Total Graduates Employed in the field
2016	0	0	0
2017	0	0	0



**Self-Employed/Freelance Positions**

Calendar Year	Graduates Employed who are self-employed or working freelance	Total Graduates Employed in the field
2016	0	0
2017	0	0

**Institutional Employment**

Calendar Year	Graduates Employed in the field who are Employed by the Institution, an Employer Owned by the Institution, or an Employer who shares Ownership with the institution.	Total Graduates Employed in the field
2016	0	0
2017	0	0

**Student's Initials:** \_\_\_\_\_ **Date:** \_\_\_\_\_

**Initial only after you have had sufficient time to read and understand the information.**

**This Program may result in freelance or self-employment.**

- The work available to graduates of this program is usually for freelance or self-employment.
- This type of work may not be consistent.
- The period of employment can range from one day to weeks to several months.
- Hours worked in a day or week may be more or less than the traditional 8 hours work day or 40-hour work week.
- You can expect to spend unpaid time expanding your networks, advertising, promoting your services, or honing your skills.
- Once graduates being to work freelance or are self-employed, they will be asked to provide documentation that they are employed as such so that they may be counted as placed for our job placement records.
- Students initialing this disclosure understand that either a majority or all of this school's graduates are employed in this manner and understand what comprises this work style.

**Student's Initials:** \_\_\_\_\_ **Date:** \_\_\_\_\_

**Initial only after you have had sufficient time to read and understand the information.**



**License Examination Passage Rates – This program does not lead to licensing examinations**

**Salary and Wage Information (includes data for the two calendar years prior to reporting)**

Annual salary and wages reported for graduates employed in the field.

Calendar Year	Graduates Available for Employment	Graduates Employed in the Field	\$20,001 - \$25,000	\$25,001 - \$30,000	\$40,001 - \$45,000	\$45,001 - \$50,000	No Salary Information Reported
2016	3	0					
2017	11	0					

A list of sources used to substantiate salary disclosures is available from the school. Please contact the Compliance Office.

Student’s Initials: \_\_\_\_\_ Date: \_\_\_\_\_

Initial only after you have had sufficient time to read and understand the information.

**COST OF EDUCATIONAL PROGRAM**

Total Charges for the program for students completing on-time in 2017: \$41,360. Additional charges may be incurred if the program is not completed on-time.

Student’s Initials: \_\_\_\_\_ Date: \_\_\_\_\_

Initial only after you have had sufficient time to read and understand the information.



**FEDERAL STUDENT LOAN DEBT**

Most recent three year cohort default rate, as reported by the United State Department of Education.*	The percentage of enrolled students in 2017 receiving federal student loans to pay for this program.	The average amount of federal student loan debt of 2017 graduates who took out federal student loans at this institution.	The percentage of graduates in 2017 who took out federal student loans to pay for this Education. Program.
6.9%	8.7%	\$9,400	5.9%

\*The percentage of students who defaulted on their federal student loans is called the Cohort Default Rate (CDR). It shows the percentage of this school’s students who were more than 270 days (9 months) behind on their federal student loans within three years of when the first payment was due. This is the most recent CDR reported by the U.S. Department of Education.

**Student’s Initials:** \_\_\_\_\_ **Date:** \_\_\_\_\_

**Initial only after you have had sufficient time to read and understand the information.**

This fact sheet is filled with the Bureau for Private Postsecondary Education. Regardless of any information you may have relating to the completion rates, starting salaries, or license exam passage rates, this fact sheet contains the information as calculated pursuant to state law.

Any questions a student may have regarding this fact sheet that have not been satisfactorily answered by the institution may be directed to the Bureau for Private Postsecondary Education at 2535 Capitol Oaks Drive, Suite 400, Sacramento, CA 95833, [www.bppe.ca.gov](http://www.bppe.ca.gov), toll-free telephone number (888) 370-7589 or by fax (916) 263 – 1897.

\_\_\_\_\_  
Student Name – Print

\_\_\_\_\_  
Student Signature

\_\_\_\_\_  
School Official

\_\_\_\_\_  
Date

\_\_\_\_\_  
Date

## Definitions

- “Number of Students Who Began the Program” means the number of students who began a program who were scheduled to complete the program within 100% of the published program length within the reporting calendar year and excludes all students who cancelled during the cancellation period.
- “Students Available for Graduation” is the number of students who began the program minus the number of students who have died, been incarcerated, or been called to active military duty.
- “Number of On-time Graduates” is the number of students who completed the program within 100% of the published program length within the reporting calendar year.
- “On-time Completion Rate” is the number of on-time graduates divided by the number of students available for graduation.
- “150% Graduates” is the number of students who completed the program within 150% of the program length (includes on-time graduates).
- “150% Completion Rate” is the number of students who completed the program in the reported calendar year within 150% of the published program length, including on-time graduates, divided by the number of students available for graduation.
- “Graduates Available for Employment” means the number of graduates minus the number of graduates unavailable for employment.
- “Graduates Unavailable for Employment” means the graduates who, after graduation, die, become incarcerated, are called to active military duty, are international students that leave the United States or do not have a visa allowing employment in the United States, or are continuing their education in an accredited or bureau-approved postsecondary institution.
- “Graduates Employed in the Field” means graduates who beginning within six months after a student completes the applicable educational program are gainfully employed, whose employment has been reported, and for whom the institution has documented verification of employment. For occupations for which the state requires passing an examination, the six months period begins after the announcement of the examination results for the first examination available after a student completes an applicable educational program.
- “Placement Rate Employed in the Field” is calculated by dividing the number of graduates gainfully employed in the field by the number of graduates available for employment.

# NEW YORK FILM ACADEMY

COLLEGE OF VISUAL AND PERFORMING ARTS

- “Number of Graduates Taking Exam” is the number of graduates who took the first available exam in the reported calendar year.
- “First Available Exam Date” is the date for the first available exam after a student completed a program.
- “Passage Rate” is calculated by dividing the number of graduates who passed the exam by the number of graduates who took the reported licensing exam.
- “Number Who Passed First Available Exam” is the number of graduates who took and passed the first available licensing exam after completing the program.
- “Salary” is as reported by graduate or graduate’s employer.
- “No Salary Information Reported” is the number of graduates for whom, after making reasonable attempts, the school was not able to obtain salary information.





## STUDENT'S RIGHT TO CANCEL

The student has a right to cancel this enrollment agreement and obtain a refund. A notice of cancellation or withdrawal must be made in writing. The written request must include the following information: specific timeframes, such as the date the course started and the date of cancellation or withdrawal. Notice of Withdrawal forms are available in the Office of the Registrar. Any student who intends to cancel or withdraw must submit a signed and dated copy of the Notice of Withdrawal Form, or any other form of written notice that includes the required information to:

New York Film Academy  
3300 W. Riverside Dr.  
Burbank, CA 91505

## REFUND INFORMATION

The New York Film Academy will refund 100% of the amount paid for institutional charges, less an administrative processing fee of \$100.00 if notice of cancellation is made through attendance at the first class session, or the seventh class day after enrollment, whichever is later.

Notice of cancellation or withdrawal must be made no later than \_\_\_\_\_.

After the 100% refund period described above, a student may withdraw from a course after instruction has started and receive a pro rata refund (less a non-refundable administrative processing fee of \$100.00) for the unused portion of the tuition and other refundable charges, if the student has completed 60% or less of the term's instruction.

The amount of the refund is calculated based on the student's withdrawal date. Transfer credits will be awarded with a deduction in overall tuition based on a per credit unit cost. Refunds are disbursed within 30 days of the official withdrawal from the school. The withdrawal is dated on the day that the student gave written notice to the school.



**SCHOOL PERFORMANCE FACT SHEET  
CALENDAR YEARS 2016 & 2017**

**One Year Screenwriting – 1 Year**

**On-time Completion Rates (Graduation Rates)**

Include data for the two calendar years prior to reporting

Calendar Year	Number of Student Who Began the Program	Students Available for Graduation	Number of On-time Graduates	On-time Completion Rates
2016	22	16	13	81%
2017	7	7	2	29%

Student’s Initials: \_\_\_\_\_ Date: \_\_\_\_\_

Initial only after you have had sufficient time to read and understand the information.

**Students Completing with 150% of Published Program Length**

Calendar Year	Number of Student Who Began the Program	Students Available for Graduation	150% Graduates	150% Completion Rates
2016	n/a			n/a
2017	n/a			n/a

\*Included only if program is more than one year in length

Student’s Initials: \_\_\_\_\_ Date: \_\_\_\_\_

Initial only after you have had sufficient time to read and understand the information.



**Job Placement Rates (includes data for the two calendar years prior to reporting)**

Calendar Year	Number of Students Who Began the Program	Number of Graduates	Graduates Available for Employment	Graduates Employed in the Field	Placement Rate % Employment in the Field
2016	22	13	13	2	15%
2017	7	2	2	0	0%

You may obtain from the institution a list of the employment positions determined to be in the field for which a student received education and training. Please contact the Compliance Office.

**Gainful Employment Categories (includes data for the two calendar years prior to reporting)**

**Part Time vs. Full -Time Employment**

Calendar Year	Graduates Employed in the Field 20 to 29 hours per week	Graduates Employed in the Field at least 30 hours per week	Total Graduates Employed in the field
2016	1	1	2
2017	0	0	0

**Single Position vs. Concurrent Aggregated Positions**

Calendar Year	Graduates Employed in the Field in a single position	Graduates Employed in the Field concurrent aggregated positions	Total Graduates Employed in the field
2016	2	0	2
2017	0	0	0



**Self-Employed/Freelance Positions**

Calendar Year	Graduates Employed who are self-employed or working freelance	Total Graduates Employed in the field
2016	1	2
2017	0	0

**Institutional Employment**

Calendar Year	Graduates Employed in the field who are Employed by the Institution, an Employer Owned by the Institution, or an Employer who shares Ownership with the institution.	Total Graduates Employed in the field
2016	0	2
2017	0	0

**Student's Initials:** \_\_\_\_\_ **Date:** \_\_\_\_\_

**Initial only after you have had sufficient time to read and understand the information.**

**This Program may result in freelance or self-employment.**

- The work available to graduates of this program is usually for freelance or self-employment.
- This type of work may not be consistent.
- The period of employment can range from one day to weeks to several months.
- Hours worked in a day or week may be more or less than the traditional 8 hours work day or 40-hour work week.
- You can expect to spend unpaid time expanding your networks, advertising, promoting your services, or honing your skills.
- Once graduates being to work freelance or are self-employed, they will be asked to provide documentation that they are employed as such so that they may be counted as placed for our job placement records.
- Students initialing this disclosure understand that either a majority or all of this school's graduates are employed in this manner and understand what comprises this work style.

**Student's Initials:** \_\_\_\_\_ **Date:** \_\_\_\_\_

**Initial only after you have had sufficient time to read and understand the information.**



**License Examination Passage Rates – This program does not lead to licensing examinations**

**Salary and Wage Information (includes data for the two calendar years prior to reporting)**

Annual salary and wages reported for graduates employed in the field.

Calendar Year	Graduates Available for Employment	Graduates Employed in the Field	\$20,001 - \$25,000	\$25,001 - \$30,000	\$40,001 - \$45,000	\$45,001 - \$50,000	No Salary Information Reported
2016	13	2					2
2017	2	0					

A list of sources used to substantiate salary disclosures is available from the school. Please contact the Compliance Office.

Student’s Initials: \_\_\_\_\_ Date: \_\_\_\_\_

Initial only after you have had sufficient time to read and understand the information.

**COST OF EDUCATIONAL PROGRAM**

Total Charges for the program for students completing on-time in 2017: \$28,952. Additional charges may be incurred if the program is not completed on-time.

Student’s Initials: \_\_\_\_\_ Date: \_\_\_\_\_

Initial only after you have had sufficient time to read and understand the information.



**FEDERAL STUDENT LOAN DEBT**

Most recent three year cohort default rate, as reported by the United States Department of Education.	The percentage of enrolled students in 2017 receiving federal student loans to pay for this program.	The average amount of federal student loan debt of 2017 graduates who took out federal student loans at this institution.	The percentage of graduates in 2017 who took out federal student loans to pay for this Education Program.
6.9%	16.7%	\$9,402	10%

The percentage of students who defaulted on their federal student loans is called the Cohort Default Rate (CDR). It shows the percentage of this school’s students who were more than 270 days (9 months) behind on their federal student loans within three years of when the first payment was due. This is the most recent CDR reported by the U.S. Department of Education.

**Student’s Initials:** \_\_\_\_\_ **Date:** \_\_\_\_\_

**Initial only after you have had sufficient time to read and understand the information.**

This fact sheet is filled with the Bureau for Private Postsecondary Education. Regardless of any information you may have relating to the completion rates, starting salaries, or license exam passage rates, this fact sheet contains the information as calculated pursuant to state law.

Any questions a student may have regarding this fact sheet that have not been satisfactorily answered by the institution may be directed to the Bureau for Private Postsecondary Education at 2535 Capitol Oaks Drive, Suite 400, Sacramento, CA 95833, [www.bppe.ca.gov](http://www.bppe.ca.gov), toll-free telephone number (888) 370-7589 or by fax (916) 263 – 1897.

\_\_\_\_\_  
Student Name – Print

\_\_\_\_\_  
Student Signature

\_\_\_\_\_  
Date

\_\_\_\_\_  
School Official

\_\_\_\_\_  
Date

## Definitions

- “Number of Students Who Began the Program” means the number of students who began a program who were scheduled to complete the program within 100% of the published program length within the reporting calendar year and excludes all students who cancelled during the cancellation period.
- “Students Available for Graduation” is the number of students who began the program minus the number of students who have died, been incarcerated, or been called to active military duty.
- “Number of On-time Graduates” is the number of students who completed the program within 100% of the published program length within the reporting calendar year.
- “On-time Completion Rate” is the number of on-time graduates divided by the number of students available for graduation.
- “150% Graduates” is the number of students who completed the program within 150% of the program length (includes on-time graduates).
- “150% Completion Rate” is the number of students who completed the program in the reported calendar year within 150% of the published program length, including on-time graduates, divided by the number of students available for graduation.
- “Graduates Available for Employment” means the number of graduates minus the number of graduates unavailable for employment.
- “Graduates Unavailable for Employment” means the graduates who, after graduation, die, become incarcerated, are called to active military duty, are international students that leave the United States or do not have a visa allowing employment in the United States, or are continuing their education in an accredited or bureau-approved postsecondary institution.
- “Graduates Employed in the Field” means graduates who beginning within six months after a student completes the applicable educational program are gainfully employed, whose employment has been reported, and for whom the institution has documented verification of employment. For occupations for which the state requires passing an examination, the six months period begins after the announcement of the examination results for the first examination available after a student completes an applicable educational program.
- “Placement Rate Employed in the Field” is calculated by dividing the number of graduates gainfully employed in the field by the number of graduates available for employment.

# NEW YORK FILM ACADEMY

COLLEGE OF VISUAL AND PERFORMING ARTS

- “Number of Graduates Taking Exam” is the number of graduates who took the first available exam in the reported calendar year.
- “First Available Exam Date” is the date for the first available exam after a student completed a program.
- “Passage Rate” is calculated by dividing the number of graduates who passed the exam by the number of graduates who took the reported licensing exam.
- “Number Who Passed First Available Exam” is the number of graduates who took and passed the first available licensing exam after completing the program.
- “Salary” is as reported by graduate or graduate’s employer.
- “No Salary Information Reported” is the number of graduates for whom, after making reasonable attempts, the school was not able to obtain salary information.





## **STUDENT'S RIGHT TO CANCEL**

The student has a right to cancel this enrollment agreement and obtain a refund. A notice of cancellation or withdrawal must be made in writing. The written request must include the following information: specific timeframes, such as the date the course started and the date of cancellation or withdrawal. Notice of Withdrawal forms are available in the Office of the Registrar. Any student who intends to cancel or withdraw must submit a signed and dated copy of the Notice of Withdrawal Form, or any other form of written notice that includes the required information to:

New York Film Academy  
3300 W. Riverside Dr.  
Burbank, CA 91505

## **REFUND INFORMATION:**

The New York Film Academy will refund 100% of the amount paid for institutional charges, less an administrative processing fee of \$100.00 if notice of cancellation is made through attendance at the first class session, or the seventh class day after enrollment, whichever is later.

Notice of cancellation or withdrawal must be made no later than \_\_\_\_\_.

After the 100% refund period described above, a student may withdraw from a course after instruction has started and receive a pro rata refund (less a non-refundable administrative processing fee of \$100.00) for the unused portion of the tuition and other refundable charges, if the student has completed 60% or less of the term's instruction.

The amount of the refund is calculated based on the student's withdrawal date. Transfer credits will be awarded with a deduction in overall tuition based on a per credit unit cost. Refunds are disbursed within 30 days of the official withdrawal from the school. The withdrawal is dated on the day that the student gave written notice to the school.



**SCHOOL PERFORMANCE FACT SHEET  
CALENDAR YEARS 2016 & 2017**

**2 Year Photography – 2 Year**

**On-time Completion Rates (Graduation Rates)**

Include data for the two calendar years prior to reporting

Calendar Year	Number of Student Who Began the Program	Students Available for Graduation	Number of On-time Graduates	On-time Completion Rates
2016	7	3	3	100%
2017	4	4	2	50%

Student’s Initials: \_\_\_\_\_ Date: \_\_\_\_\_

Initial only after you have had sufficient time to read and understand the information.

**Students Completing with 150% of Published Program Length**

Calendar Year	Number of Student Who Began the Program	Students Available for Graduation	150% Graduates	150% Completion Rates
2016	n/a			n/a
2017	n/a			n/a

\*Included only if program is more than one year in length

Student’s Initials: \_\_\_\_\_ Date: \_\_\_\_\_

Initial only after you have had sufficient time to read and understand the information.



**Job Placement Rates (includes data for the two calendar years prior to reporting)**

Calendar Year	Number of Students Who Began the Program	Number of Graduates	Graduates Available for Employment	Graduates Employed in the Field	Placement Rate % Employment in the Field
2016	7	3	3	1	33%
2017	4	2	2	0	0%

You may obtain from the institution a list of the employment positions determined to be in the field for which a student received education and training. Please contact the Compliance Office.

**Gainful Employment Categories (includes data for the two calendar years prior to reporting)**

**Part Time vs. Full -Time Employment**

Calendar Year	Graduates Employed in the Field 20 to 29 hours per week	Graduates Employed in the Field at least 30 hours per week	Total Graduates Employed in the field
2016	0	1	1
2017	0	0	0

**Single Position vs. Concurrent Aggregated Positions**

Calendar Year	Graduates Employed in the Field in a single position	Graduates Employed in the Field concurrent aggregated positions	Total Graduates Employed in the field
2016	0	1	1
2017	0	0	0



**Self-Employed/Freelance Positions**

Calendar Year	Graduates Employed who are self-employed or working freelance	Total Graduates Employed in the field
2016	1	1
2017	0	0

**Institutional Employment**

Calendar Year	Graduates Employed in the field who are Employed by the Institution, an Employer Owned by the Institution, or an Employer who shares Ownership with the institution.	Total Graduates Employed in the field
2016	0	1
2017	0	0

**Student's Initials:** \_\_\_\_\_ **Date:** \_\_\_\_\_

**Initial only after you have had sufficient time to read and understand the information.**

**This Program may result in freelance or self-employment.**

- The work available to graduates of this program is usually for freelance or self-employment.
- This type of work may not be consistent.
- The period of employment can range from one day to weeks to several months.
- Hours worked in a day or week may be more or less than the traditional 8 hours work day or 40-hour work week.
- You can expect to spend unpaid time expanding your networks, advertising, promoting your services, or honing your skills.
- Once graduates begin to work freelance or are self-employed, they will be asked to provide documentation that they are employed as such so that they may be counted as placed for our job placement records.
- Students initialing this disclosure understand that either a majority or all of this school's graduates are employed in this manner and understand what comprises this work style.

**Student's Initials:** \_\_\_\_\_ **Date:** \_\_\_\_\_

**Initial only after you have had sufficient time to read and understand the information.**



**License Examination Passage Rates – This program does not lead to licensing examinations**

**Salary and Wage Information (includes data for the two calendar years prior to reporting)**

Annual salary and wages reported for graduates employed in the field.

Calendar Year	Graduates Available for Employment	Graduates Employed in the Field	\$20,001 - \$25,000	\$35,001 - \$40,000	\$40,001 - \$45,000	\$45,001 - \$50,000	No Salary Information Reported
2016	3	1					1
2017	1	0					

**A list of sources used to substantiate salary disclosures is available from the school. Please contact the Compliance Office.**

**Student’s Initials: \_\_\_\_\_ Date: \_\_\_\_\_**

**Initial only after you have had sufficient time to read and understand the information.**

**COST OF EDUCATIONAL PROGRAM**

Total Charges for the program for students completing on-time in 2017: \$77,113. Additional charges may be incurred if the program is not completed on-time.

**Student’s Initials: \_\_\_\_\_ Date: \_\_\_\_\_**

**Initial only after you have had sufficient time to read and understand the information.**



**FEDERAL STUDENT LOAN DEBT**

Most recent three year cohort default rate, as reported by the United States Department of Education.*	The percentage of enrolled students in 2017 receiving federal student loans to pay for this program.	The average amount of federal student loan debt of 2017 graduates who took out federal student loans at this institution.	The percentage of graduates in 2017 who took out federal student loans to pay for this Education Program.
6.9%	33.3%	n/a*	n/a*

\*The percentage of students who defaulted on their federal student loans is called the Cohort Default Rate (CDR). It shows the percentage of this school’s students who were more than 270 days (9 months) behind on their federal student loans within three years of when the first payment was due. This is the most recent CDR reported by the U.S. Department of Education.

**Student’s Initials:** \_\_\_\_\_ **Date:** \_\_\_\_\_

**Initial only after you have had sufficient time to read and understand the information.**

This fact sheet is filled with the Bureau for Private Postsecondary Education. Regardless of any information you may have relating to the completion rates, starting salaries, or license exam passage rates, this fact sheet contains the information as calculated pursuant to state law.

Any questions a student may have regarding this fact sheet that have not been satisfactorily answered by the institution may be directed to the Bureau for Private Postsecondary Education at 2535 Capitol Oaks Drive, Suite 400, Sacramento, CA 95833, [www.bppe.ca.gov](http://www.bppe.ca.gov), toll-free telephone number (888) 370-7589 or by fax (916) 263 – 1897.

\_\_\_\_\_  
Student Name – Print

\_\_\_\_\_  
Student Signature

\_\_\_\_\_  
Date

\_\_\_\_\_  
School Official

\_\_\_\_\_  
Date

## Definitions

- “Number of Students Who Began the Program” means the number of students who began a program who were scheduled to complete the program within 100% of the published program length within the reporting calendar year and excludes all students who cancelled during the cancellation period.
- “Students Available for Graduation” is the number of students who began the program minus the number of students who have died, been incarcerated, or been called to active military duty.
- “Number of On-time Graduates” is the number of students who completed the program within 100% of the published program length within the reporting calendar year.
- “On-time Completion Rate” is the number of on-time graduates divided by the number of students available for graduation.
- “150% Graduates” is the number of students who completed the program within 150% of the program length (includes on-time graduates).
- “150% Completion Rate” is the number of students who completed the program in the reported calendar year within 150% of the published program length, including on-time graduates, divided by the number of students available for graduation.
- “Graduates Available for Employment” means the number of graduates minus the number of graduates unavailable for employment.
- “Graduates Unavailable for Employment” means the graduates who, after graduation, die, become incarcerated, are called to active military duty, are international students that leave the United States or do not have a visa allowing employment in the United States, or are continuing their education in an accredited or bureau-approved postsecondary institution.
- “Graduates Employed in the Field” means graduates who beginning within six months after a student completes the applicable educational program are gainfully employed, whose employment has been reported, and for whom the institution has documented verification of employment. For occupations for which the state requires passing an examination, the six months period begins after the announcement of the examination results for the first examination available after a student completes an applicable educational program.
- “Placement Rate Employed in the Field” is calculated by dividing the number of graduates gainfully employed in the field by the number of graduates available for employment.

# NEW YORK FILM ACADEMY

COLLEGE OF VISUAL AND PERFORMING ARTS

- “Number of Graduates Taking Exam” is the number of graduates who took the first available exam in the reported calendar year.
- “First Available Exam Date” is the date for the first available exam after a student completed a program.
- “Passage Rate” is calculated by dividing the number of graduates who passed the exam by the number of graduates who took the reported licensing exam.
- “Number Who Passed First Available Exam” is the number of graduates who took and passed the first available licensing exam after completing the program.
- “Salary” is as reported by graduate or graduate’s employer.
- “No Salary Information Reported” is the number of graduates for whom, after making reasonable attempts, the school was not able to obtain salary information.





## STUDENT'S RIGHT TO CANCEL

The student has a right to cancel this enrollment agreement and obtain a refund. A notice of cancellation or withdrawal must be made in writing. The written request must include the following information: specific timeframes, such as the date the course started and the date of cancellation or withdrawal. Notice of Withdrawal forms are available in the Office of the Registrar. Any student who intends to cancel or withdraw must submit a signed and dated copy of the Notice of Withdrawal Form, or any other form of written notice that includes the required information to:

New York Film Academy  
3300 W. Riverside Dr.  
Burbank, CA 91505

## REFUND INFORMATION:

The New York Film Academy will refund 100% of the amount paid for institutional charges, less an administrative processing fee of \$100.00 if notice of cancellation is made through attendance at the first class session, or the seventh class day after enrollment, whichever is later.

Notice of cancellation or withdrawal must be made no later than \_\_\_\_\_.

After the 100% refund period described above, a student may withdraw from a course after instruction has started and receive a pro rata refund (less a non-refundable administrative processing fee of \$100.00) for the unused portion of the tuition and other refundable charges, if the student has completed 60% or less of the term's instruction.

The amount of the refund is calculated based on the student's withdrawal date. Transfer credits will be awarded with a deduction in overall tuition based on a per credit unit cost. Refunds are disbursed within 30 days of the official withdrawal from the school. The withdrawal is dated on the day that the student gave written notice to the school.