



**SCHOOL PERFORMANCE FACT SHEET  
CALENDAR YEAR 2016 & 2017**

**DA-CP12-Coronal Polishing – 12 Hours**

**On-Time Completion Rates (Graduation Rates)**

*Includes data for the two calendar years prior to reporting.*

Calendar Year	Number of Students Who Began the Program	Students Available for Graduation	Number of On-Time Graduates	On-Time Completion Rate
2016	0*	0*	0*	0*
2017	0*	0*	0*	0*

Student's Initials: \_\_\_\_\_ Date: \_\_\_\_\_

Initial only after you have had sufficient time to read and understand the information.

**Students Completing Within 150% of the Published Program Length**

Calendar Year	Number of Students Who Began the Program	Students Available for Graduation	150% Graduates	150% Completion Rate
2016	0*	0*	0*	0*
2017	0*	0*	0*	0*

Student's Initials: \_\_\_\_\_ Date: \_\_\_\_\_

Initial only after you have had sufficient time to read and understand the information.



**Job Placement Rates (includes data for the two calendar years prior to reporting)**

Calendar Year	Number of Students Who Began Program	Number of Graduates	Graduates Available for Employment	Graduates Employed in the Field	Placement Rate % Employed in the Field
2016	0*	0*	0*	0*	0*
2017	0*	0*	0*	0*	0*

You may obtain from the institution a list of the employment positions determined to be in the field for which a student received education and training. A copy of such listing is available in the school catalog posted at [http://www.uei.edu/](http://www.uei.edu)

**Gainfully Employed Categories (includes data for the two calendar years prior to reporting)**

**Part-Time vs. Full-Time Employment**

Calendar Year	Graduates Employed in the Field 20-29 Hours Per Week	Graduates Employed in the Field at Least 30 Hours Per Week	Total Graduates Employed in the Field
2016	0*	0*	0*
2017	0*	0*	0*

**Single Position vs. Concurrent Aggregated Position**

Calendar Year	Graduates Employed in the Field in a Single Position	Graduates Employed in the Field in Concurrent Aggregated Positions	Total Graduates Employed in the Field
2016	0*	0*	0*
2017	0*	0*	0*



**Self-Employed / Freelance Positions**

<b>Calendar Year</b>	<b>Graduates Employed who are Self-Employed or Working Freelance</b>	<b>Total Graduates Employed in the Field</b>
2016	0*	0*
2017	0*	0*

**Institutional Employment**

<b>Calendar Year</b>	<b>Graduates Employed in the Field who are Employed by the Institution, an Employer Owned by the Institution, or an Employer who Shares Ownership with the Institution.</b>	<b>Total Graduates Employed in the Field</b>
2016	0*	0*
2017	0*	0*

**Student's Initials: \_\_\_\_\_ Date: \_\_\_\_\_**

**Initial only after you have had sufficient time to read and understand the information.**

**Self-Employed / Freelance Positions**

This program may result in freelance or self-employment.

- The work available to graduates of this program is usually for freelance or self-employment.
- This type of work may not be consistent.
- The period of employment can range from one day to weeks to several months.
- Hours worked in a day or week may be more or less than the traditional 8 hour work day or 40 hour work week.
- You can expect to spend unpaid time expanding your networks, advertising, promoting your services, or honing your skills.
- Once graduates begin to work freelance or are self-employed, they will be asked to provide documentation that they are employed as such so that they may be counted as placed for our job placement records.
- Students initialing this disclosure understand that either a majority or all of this school's graduates are employed in this manner and understand what comprises this work style.

**Student's Initials: \_\_\_\_\_ Date: \_\_\_\_\_**

**Only initial after you have had sufficient time to read and understand the information.**



**License Examination Passage Rates (includes data for the two calendar years prior to reporting)**

Calendar Year	Number of Graduates in Calendar Year	Number of Graduates Taking Exam	Number Who Passed First Available Exam	Number Who Failed First Available Exam	Passage Rate
2016	N/A	N/A	N/A	N/A	N/A
2017	N/A	N/A	N/A	N/A	N/A

No state agency licensure examination is required for the employment of graduates of this program.

**Salary and Wage Information (includes data for the two calendar years prior to reporting)**

**Annual salary and wages reported for graduates employed in the field.**

Calendar Year	Graduates Available for Employment	Graduates Employed in Field	\$10,001-\$15,000	\$15,001-\$20,000	\$20,001-\$25,000	\$25,001-\$30,000	\$30,001-\$35,000	\$35,001-\$40,000	\$40,001-\$45,000	\$45,001-\$50,000	\$50,001+	No Salary Information Reported
2016	N/A*	N/A*	N/A*	N/A*	N/A*	N/A*	N/A*	N/A*	N/A*	N/A*	N/A*	N/A*
2017	N/A*	N/A*	N/A*	N/A*	N/A*	N/A*	N/A*	N/A*	N/A*	N/A*	N/A*	N/A*

A list of sources used to substantiate salary disclosures is available from the school. The institution verifies graduate employment and salary information through employer verifications or student attestations. Additionally, a student may obtain salary information by visiting the Bureau of Labor Statistics website at: <https://www.bls.gov/>

Student's Initials: \_\_\_\_\_ Date: \_\_\_\_\_

Initial only after you have had sufficient time to read and understand the information.

**Cost of Educational Program**

Total charges for the program for students completing on-time in 2017: N/A\*. Additional charges may be incurred if the program is not completed on-time.

Student's Initials: \_\_\_\_\_ Date: \_\_\_\_\_

Initial only after you have had sufficient time to read and understand the information.

**Federal Student Loan Debt**

Most recent three year cohort default rate, as reported by the United State Department of Education. <sup>1</sup>	The percentage of enrolled students in 2017 receiving federal student loans to pay for this program.	The average amount of federal student loan debt of 2017 graduates who took out federal student loans at this institution.	The percentage of graduates in 2017 with federal student loans as calculated by the institution.
16.7%	N/A*	\$8,498	99%

<sup>1</sup>The percentage of students who defaulted on their federal student loans is called the Cohort Default Rate (CDR). It shows the percentage of this school's students who were more than 270 days (9 months) behind on their federal student loans within three years of when the first payment was due. This is the most recent CDR reported by the U.S. Department of Education.



**Student's Initials: \_\_\_\_\_ Date: \_\_\_\_\_**

**Initial only after you have had sufficient time to read and understand the information.**

This fact sheet is filed with the Bureau for Private Postsecondary Education. Regardless of any information you may have relating to completion rates, placement rates, starting salaries, or license exam passage rates, this fact sheet contains the information as calculated pursuant to state law.

Any questions a student may have regarding this fact sheet that have not been satisfactorily answered by the institution may be directed to the Bureau for Private Postsecondary Education at 2535 Capitol Oaks Drive, Suite 400, Sacramento, CA 95833, [www.bppe.ca.gov](http://www.bppe.ca.gov), toll-free telephone number (888) 370-7589 or by fax (916) 263-1897.

\_\_\_\_\_  
Student Name - Print

\_\_\_\_\_  
Student Signature

\_\_\_\_\_  
Date

\_\_\_\_\_  
School Official

\_\_\_\_\_  
Date



\* = This program is new. Therefore, the number of students who graduate, the number of students who are placed, or the starting salary you can earn after finishing the educational program are unknown at this time. Information regarding general salary and placement statistics may be available from government sources or from the institution, but is not equivalent to actual performance data. This program was approved by the Bureau on 06/17/2017. As of 12/01/2020, two full years of data for this program will be available.

### Definitions

- “Number of Students Who Began the Program” means the number of students who began a program who were scheduled to complete the program within 100% of the published program length within the reporting calendar year and excludes all students who cancelled during the cancellation period.
- “Students Available for Graduation” is the number of students who began the program minus the number of students who have died, been incarcerated, or been called to active military duty.
- “Number of On-time Graduates” is the number of students who completed the program within 100% of the published program length within the reporting calendar year.
- “On-time Completion Rate” is the number of on-time graduates divided by the number of students available for graduation.
- “150% Graduates” is the number of students who completed the program within 150% of the program length (includes on-time graduates).
- “150% Completion Rate” is the number of students who completed the program in the reported calendar year within 150% of the published program length, including on-time graduates, divided by the number of students available for graduation.
- “Graduates Available for Employment” means the number of graduates minus the number of graduates unavailable for employment.
- “Graduates Unavailable for Employment” means the graduates who, after graduation, die, become incarcerated, are called to active military duty, are international students that leave the United States or do not have a visa allowing employment in the United States, or are continuing their education in an accredited or bureau-approved postsecondary institution.
- “Graduates Employed in the Field” means graduates who beginning within six months after a student completes the applicable educational program are gainfully employed, whose employment has been reported, and for whom the institution has documented verification of employment. For occupations for which the state requires passing an examination, the six months period begins after the announcement of the examination results for the first examination available after a student completes an applicable educational program.
- “Placement Rate Employed in the Field” is calculated by dividing the number of graduates gainfully employed in the field by the number of graduates available for employment.
- “Number of Graduates Taking Exam” is the number of graduates who took the first available exam in the reported calendar year.
- “First Available Exam Date” is the date for the first available exam after a student completed a program.
- “Passage Rate” is calculated by dividing the number of graduates who passed the exam by the number of graduates who took the reported licensing exam.



- “Number Who Passed First Available Exam” is the number of graduates who took and passed the first available licensing exam after completing the program.
  - “Salary” is as reported by graduate or graduate’s employer.
  - “No Salary Information Reported” is the number of graduates for whom, after making reasonable attempts, the school was not able to obtain salary information.
-



## **STUDENT'S RIGHT TO CANCEL**

California Education Code Section 94919 (d), provides that the student has the right to cancel and obtain a refund of charges paid (excluding the registration fee) through attendance at the first class session, or the seventh day after enrollment, whichever is later. In accordance with California Education Code Section 94919(d), the institution's policy is that all new and re-entry students have the right to cancel the enrollment agreement until midnight of the seventh (7) day from the scheduled start date of the first module not including holidays (but does include weekends and in-service days).

In accordance with California Education Code Section 94919(b), Students shall notify the school in writing of the cancellation of their enrollment agreement ("Notice of Cancellation"). If the Notice of Cancellation is received by mail, it is effective when deposited in the mail properly addressed with postage prepaid. A student may cancel the enrollment agreement in the event the school cancels the program. All monies paid (with the exception of the registration Fee), will be returned to the student within thirty (30) days after either the school receives the applicant's Notice of Cancellation; or if the school cancels this agreement as described below.

A cancellation determination will be made by the institution for new and re-entry students on or before midnight of the fourteenth (14) consecutive calendar day from the scheduled start date of the first module (for re-entry students, it is the first module in which the student is enrolled upon returning to school), not including school-scheduled holidays and school-scheduled breaks (winter, spring, and summer breaks only) based on the following criteria:

1. Violation of the Student Code of Conduct.
2. Unable to obtain proof of high school graduation or equivalent.
3. Incomplete arrangements to fulfill financial obligations.

All new students whose Last Day of Attendance (LDA) falls on or before midnight of the fourteenth (14) consecutive calendar day from the scheduled start date of the first module, not including school-scheduled breaks (winter, spring, and summer breaks only) and any holidays published in the academic calendar in the catalog, will be assigned the status "Early Withdrawal" (EW). The determination date for "EW" will fall on the 14th absence consecutive calendar day from the student's LDA not including school-scheduled breaks (winter, spring, and summer breaks only) and any school-scheduled holidays, when the "EW" status will be automatically assigned by Electronic Student Database.

**Note:** Cancellations and Early Withdrawals will result in all charges being reversed with the exception of the registration fee which is non-refundable. The registration fee will be returned to all students who cancel their enrollment within three (3) business days from the date the enrollment agreement was signed at the following locations: Bakersfield, Fresno, Gardena, Riverside and Sacramento. In the event where the school cancels the program, any registration fees paid by the student will be refunded.





**SCHOOL PERFORMANCE FACT SHEET  
CALENDAR YEAR 2016 & 2017**

**Infection Control – 8 Hours**

**On-Time Completion Rates (Graduation Rates)**

*Includes data for the two calendar years prior to reporting.*

Calendar Year	Number of Students Who Began the Program	Students Available for Graduation	Number of On-Time Graduates	On-Time Completion Rate
2016	0*	0*	0*	0*
2017	0*	0*	0*	0*

Student's Initials: \_\_\_\_\_ Date: \_\_\_\_\_

Initial only after you have had sufficient time to read and understand the information.

**Students Completing Within 150% of the Published Program Length**

Calendar Year	Number of Students Who Began the Program	Students Available for Graduation	150% Graduates	150% Completion Rate
2016	0*	0*	0*	0*
2017	0*	0*	0*	0*

Student's Initials: \_\_\_\_\_ Date: \_\_\_\_\_

Initial only after you have had sufficient time to read and understand the information.



**Job Placement Rates (includes data for the two calendar years prior to reporting)**

Calendar Year	Number of Students Who Began Program	Number of Graduates	Graduates Available for Employment	Graduates Employed in the Field	Placement Rate % Employed in the Field
2016	0*	0*	0*	0*	0*
2017	0*	0*	0*	0*	0*

You may obtain from the institution a list of the employment positions determined to be in the field for which a student received education and training. A copy of such listing is available in the school catalog posted at [http://www.uei.edu/](http://www.uei.edu)

**Gainfully Employed Categories (includes data for the two calendar years prior to reporting)**

**Part-Time vs. Full-Time Employment**

Calendar Year	Graduates Employed in the Field 20-29 Hours Per Week	Graduates Employed in the Field at Least 30 Hours Per Week	Total Graduates Employed in the Field
2016	0*	0*	0*
2017	0*	0*	0*

**Single Position vs. Concurrent Aggregated Position**

Calendar Year	Graduates Employed in the Field in a Single Position	Graduates Employed in the Field in Concurrent Aggregated Positions	Total Graduates Employed in the Field
2016	0*	0*	0*
2017	0*	0*	0*



**Self-Employed / Freelance Positions**

<b>Calendar Year</b>	<b>Graduates Employed who are Self-Employed or Working Freelance</b>	<b>Total Graduates Employed in the Field</b>
2016	0*	0*
2017	0*	0*

**Institutional Employment**

<b>Calendar Year</b>	<b>Graduates Employed in the Field who are Employed by the Institution, an Employer Owned by the Institution, or an Employer who Shares Ownership with the Institution.</b>	<b>Total Graduates Employed in the Field</b>
2016	0*	0*
2017	0*	0*

**Student's Initials: \_\_\_\_\_ Date: \_\_\_\_\_**

**Initial only after you have had sufficient time to read and understand the information.**

**Self-Employed / Freelance Positions**

This program may result in freelance or self-employment.

- The work available to graduates of this program is usually for freelance or self-employment.
- This type of work may not be consistent.
- The period of employment can range from one day to weeks to several months.
- Hours worked in a day or week may be more or less than the traditional 8 hour work day or 40 hour work week.
- You can expect to spend unpaid time expanding your networks, advertising, promoting your services, or honing your skills.
- Once graduates begin to work freelance or are self-employed, they will be asked to provide documentation that they are employed as such so that they may be counted as placed for our job placement records.
- Students initialing this disclosure understand that either a majority or all of this school's graduates are employed in this manner and understand what comprises this work style.

**Student's Initials: \_\_\_\_\_ Date: \_\_\_\_\_**

**Only initial after you have had sufficient time to read and understand the information.**



**License Examination Passage Rates (includes data for the two calendar years prior to reporting)**

Calendar Year	Number of Graduates in Calendar Year	Number of Graduates Taking Exam	Number Who Passed First Available Exam	Number Who Failed First Available Exam	Passage Rate
2016	N/A	N/A	N/A	N/A	N/A
2017	N/A	N/A	N/A	N/A	N/A

No state agency licensure examination is required for the employment of graduates of this program.

**Salary and Wage Information (includes data for the two calendar years prior to reporting)**

**Annual salary and wages reported for graduates employed in the field.**

Calendar Year	Graduates Available for Employment	Graduates Employed in Field	\$10,001-\$15,000	\$15,001-\$20,000	\$20,001-\$25,000	\$25,001-\$30,000	\$30,001-\$35,000	\$35,001-\$40,000	\$40,001-\$45,000	\$45,001-\$50,000	\$50,001+	No Salary Information Reported
2016	N/A*	N/A*	N/A*	N/A*	N/A*	N/A*	N/A*	N/A*	N/A*	N/A*	N/A*	N/A*
2017	N/A*	N/A*	N/A*	N/A*	N/A*	N/A*	N/A*	N/A*	N/A*	N/A*	N/A*	N/A*

**A list of sources used to substantiate salary disclosures is available from the school.** The institution verifies graduate employment and salary information through employer verifications or student attestations. Additionally, a student may obtain salary information by visiting the Bureau of Labor Statistics website at: <https://www.bls.gov/>

**Student's Initials: \_\_\_\_\_ Date: \_\_\_\_\_**

**Initial only after you have had sufficient time to read and understand the information.**

**Cost of Educational Program**

Total charges for the program for students completing on-time in 2017: N/A\*. Additional charges may be incurred if the program is not completed on-time.

**Student's Initials: \_\_\_\_\_ Date: \_\_\_\_\_**

**Initial only after you have had sufficient time to read and understand the information.**

**Federal Student Loan Debt**

Most recent three year cohort default rate, as reported by the United State Department of Education. <sup>1</sup>	The percentage of enrolled students in 2017 receiving federal student loans to pay for this program.	The average amount of federal student loan debt of 2017 graduates who took out federal student loans at this institution.	The percentage of graduates in 2017 with federal student loans as calculated by the institution.
16.7%	N/A*	\$8,498	99%

<sup>1</sup>The percentage of students who defaulted on their federal student loans is called the Cohort Default Rate (CDR). It shows the percentage of this school's students who were more than 270 days (9 months) behind on their federal student loans within three years of when the first payment was due. This is the most recent CDR reported by the U.S. Department of Education.



**Student's Initials: \_\_\_\_\_ Date: \_\_\_\_\_**

**Initial only after you have had sufficient time to read and understand the information.**

This fact sheet is filed with the Bureau for Private Postsecondary Education. Regardless of any information you may have relating to completion rates, placement rates, starting salaries, or license exam passage rates, this fact sheet contains the information as calculated pursuant to state law.

Any questions a student may have regarding this fact sheet that have not been satisfactorily answered by the institution may be directed to the Bureau for Private Postsecondary Education at 2535 Capitol Oaks Drive, Suite 400, Sacramento, CA 95833, [www.bppe.ca.gov](http://www.bppe.ca.gov), toll-free telephone number (888) 370-7589 or by fax (916) 263-1897.

\_\_\_\_\_  
Student Name - Print

\_\_\_\_\_  
Student Signature

\_\_\_\_\_  
Date

\_\_\_\_\_  
School Official

\_\_\_\_\_  
Date



\* = This program is new. Therefore, the number of students who graduate, the number of students who are placed, or the starting salary you can earn after finishing the educational program are unknown at this time. Information regarding general salary and placement statistics may be available from government sources or from the institution, but is not equivalent to actual performance data. This program was approved by the Bureau on 11/06/2017. As of 12/01/2020, two full years of data for this program will be available.

### Definitions

- “Number of Students Who Began the Program” means the number of students who began a program who were scheduled to complete the program within 100% of the published program length within the reporting calendar year and excludes all students who cancelled during the cancellation period.
- “Students Available for Graduation” is the number of students who began the program minus the number of students who have died, been incarcerated, or been called to active military duty.
- “Number of On-time Graduates” is the number of students who completed the program within 100% of the published program length within the reporting calendar year.
- “On-time Completion Rate” is the number of on-time graduates divided by the number of students available for graduation.
- “150% Graduates” is the number of students who completed the program within 150% of the program length (includes on-time graduates).
- “150% Completion Rate” is the number of students who completed the program in the reported calendar year within 150% of the published program length, including on-time graduates, divided by the number of students available for graduation.
- “Graduates Available for Employment” means the number of graduates minus the number of graduates unavailable for employment.
- “Graduates Unavailable for Employment” means the graduates who, after graduation, die, become incarcerated, are called to active military duty, are international students that leave the United States or do not have a visa allowing employment in the United States, or are continuing their education in an accredited or bureau-approved postsecondary institution.
- “Graduates Employed in the Field” means graduates who beginning within six months after a student completes the applicable educational program are gainfully employed, whose employment has been reported, and for whom the institution has documented verification of employment. For occupations for which the state requires passing an examination, the six months period begins after the announcement of the examination results for the first examination available after a student completes an applicable educational program.
- “Placement Rate Employed in the Field” is calculated by dividing the number of graduates gainfully employed in the field by the number of graduates available for employment.
- “Number of Graduates Taking Exam” is the number of graduates who took the first available exam in the reported calendar year.
- “First Available Exam Date” is the date for the first available exam after a student completed a program.
- “Passage Rate” is calculated by dividing the number of graduates who passed the exam by the number of graduates who took the reported licensing exam.



- “Number Who Passed First Available Exam” is the number of graduates who took and passed the first available licensing exam after completing the program.
  - “Salary” is as reported by graduate or graduate’s employer.
  - “No Salary Information Reported” is the number of graduates for whom, after making reasonable attempts, the school was not able to obtain salary information.
-



## **STUDENT'S RIGHT TO CANCEL**

California Education Code Section 94919 (d), provides that the student has the right to cancel and obtain a refund of charges paid (excluding the registration fee) through attendance at the first class session, or the seventh day after enrollment, whichever is later. In accordance with California Education Code Section 94919(d), the institution's policy is that all new and re-entry students have the right to cancel the enrollment agreement until midnight of the seventh (7) day from the scheduled start date of the first module not including holidays (but does include weekends and in-service days).

In accordance with California Education Code Section 94919(b), Students shall notify the school in writing of the cancellation of their enrollment agreement ("Notice of Cancellation"). If the Notice of Cancellation is received by mail, it is effective when deposited in the mail properly addressed with postage prepaid. A student may cancel the enrollment agreement in the event the school cancels the program. All monies paid (with the exception of the registration Fee), will be returned to the student within thirty (30) days after either the school receives the applicant's Notice of Cancellation; or if the school cancels this agreement as described below.

A cancellation determination will be made by the institution for new and re-entry students on or before midnight of the fourteenth (14) consecutive calendar day from the scheduled start date of the first module (for re-entry students, it is the first module in which the student is enrolled upon returning to school), not including school-scheduled holidays and school-scheduled breaks (winter, spring, and summer breaks only) based on the following criteria:

1. Violation of the Student Code of Conduct.
2. Unable to obtain proof of high school graduation or equivalent.
3. Incomplete arrangements to fulfill financial obligations.

All new students whose Last Day of Attendance (LDA) falls on or before midnight of the fourteenth (14) consecutive calendar day from the scheduled start date of the first module, not including school-scheduled breaks (winter, spring, and summer breaks only) and any holidays published in the academic calendar in the catalog, will be assigned the status "Early Withdrawal" (EW). The determination date for "EW" will fall on the 14th absence consecutive calendar day from the student's LDA not including school-scheduled breaks (winter, spring, and summer breaks only) and any school-scheduled holidays, when the "EW" status will be automatically assigned by Electronic Student Database.

**Note:** Cancellations and Early Withdrawals will result in all charges being reversed with the exception of the registration fee which is non-refundable. The registration fee will be returned to all students who cancel their enrollment within three (3) business days from the date the enrollment agreement was signed at the following locations: Bakersfield, Fresno, Gardena, Riverside and Sacramento. In the event where the school cancels the program, any registration fees paid by the student will be refunded.





**SCHOOL PERFORMANCE FACT SHEET  
CALENDAR YEAR 2016 & 2017**

**DA-PF16 – Pit and Fissure Sealants – 16 Hours**

**On-Time Completion Rates (Graduation Rates)**

*Includes data for the two calendar years prior to reporting.*

Calendar Year	Number of Students Who Began the Program	Students Available for Graduation	Number of On-Time Graduates	On-Time Completion Rate
2016	0*	0*	0*	0*
2017	0*	0*	0*	0*

Student's Initials: \_\_\_\_\_ Date: \_\_\_\_\_

Initial only after you have had sufficient time to read and understand the information.

**Students Completing Within 150% of the Published Program Length**

Calendar Year	Number of Students Who Began the Program	Students Available for Graduation	150% Graduates	150% Completion Rate
2016	0*	0*	0*	0*
2017	0*	0*	0*	0*

Student's Initials: \_\_\_\_\_ Date: \_\_\_\_\_

Initial only after you have had sufficient time to read and understand the information.



**Job Placement Rates (includes data for the two calendar years prior to reporting)**

Calendar Year	Number of Students Who Began Program	Number of Graduates	Graduates Available for Employment	Graduates Employed in the Field	Placement Rate % Employed in the Field
2016	0*	0*	0*	0*	0*
2017	0*	0*	0*	0*	0*

You may obtain from the institution a list of the employment positions determined to be in the field for which a student received education and training. A copy of such listing is available in the school catalog posted at [http://www.uei.edu/](http://www.uei.edu)

**Gainfully Employed Categories (includes data for the two calendar years prior to reporting)**

**Part-Time vs. Full-Time Employment**

Calendar Year	Graduates Employed in the Field 20-29 Hours Per Week	Graduates Employed in the Field at Least 30 Hours Per Week	Total Graduates Employed in the Field
2016	0*	0*	0*
2017	0*	0*	0*

**Single Position vs. Concurrent Aggregated Position**

Calendar Year	Graduates Employed in the Field in a Single Position	Graduates Employed in the Field in Concurrent Aggregated Positions	Total Graduates Employed in the Field
2016	0*	0*	0*
2017	0*	0*	0*



**Self-Employed / Freelance Positions**

<b>Calendar Year</b>	<b>Graduates Employed who are Self-Employed or Working Freelance</b>	<b>Total Graduates Employed in the Field</b>
2016	0*	0*
2017	0*	0*

**Institutional Employment**

<b>Calendar Year</b>	<b>Graduates Employed in the Field who are Employed by the Institution, an Employer Owned by the Institution, or an Employer who Shares Ownership with the Institution.</b>	<b>Total Graduates Employed in the Field</b>
2016	0*	0*
2017	0*	0*

**Student's Initials: \_\_\_\_\_ Date: \_\_\_\_\_**

**Initial only after you have had sufficient time to read and understand the information.**

**Self-Employed / Freelance Positions**

This program may result in freelance or self-employment.

- The work available to graduates of this program is usually for freelance or self-employment.
- This type of work may not be consistent.
- The period of employment can range from one day to weeks to several months.
- Hours worked in a day or week may be more or less than the traditional 8 hour work day or 40 hour work week.
- You can expect to spend unpaid time expanding your networks, advertising, promoting your services, or honing your skills.
- Once graduates begin to work freelance or are self-employed, they will be asked to provide documentation that they are employed as such so that they may be counted as placed for our job placement records.
- Students initialing this disclosure understand that either a majority or all of this school's graduates are employed in this manner and understand what comprises this work style.

**Student's Initials: \_\_\_\_\_ Date: \_\_\_\_\_**

**Only initial after you have had sufficient time to read and understand the information.**



**License Examination Passage Rates (includes data for the two calendar years prior to reporting)**

Calendar Year	Number of Graduates in Calendar Year	Number of Graduates Taking Exam	Number Who Passed First Available Exam	Number Who Failed First Available Exam	Passage Rate
2016	N/A	N/A	N/A	N/A	N/A
2017	N/A	N/A	N/A	N/A	N/A

No state agency licensure examination is required for the employment of graduates of this program.

**Salary and Wage Information (includes data for the two calendar years prior to reporting)**

**Annual salary and wages reported for graduates employed in the field.**

Calendar Year	Graduates Available for Employment	Graduates Employed in Field	\$10,001-\$15,000	\$15,001-\$20,000	\$20,001-\$25,000	\$25,001-\$30,000	\$30,001-\$35,000	\$35,001-\$40,000	\$40,001-\$45,000	\$45,001-\$50,000	\$50,001+	No Salary Information Reported
2016	N/A*	N/A*	N/A*	N/A*	N/A*	N/A*	N/A*	N/A*	N/A*	N/A*	N/A*	N/A*
2017	N/A*	N/A*	N/A*	N/A*	N/A*	N/A*	N/A*	N/A*	N/A*	N/A*	N/A*	N/A*

**A list of sources used to substantiate salary disclosures is available from the school.** The institution verifies graduate employment and salary information through employer verifications or student attestations. Additionally, a student may obtain salary information by visiting the Bureau of Labor Statistics website at: <https://www.bls.gov/>

**Student's Initials: \_\_\_\_\_ Date: \_\_\_\_\_**

**Initial only after you have had sufficient time to read and understand the information.**

**Cost of Educational Program**

Total charges for the program for students completing on-time in 2017: N/A\*. Additional charges may be incurred if the program is not completed on-time.

**Student's Initials: \_\_\_\_\_ Date: \_\_\_\_\_**

**Initial only after you have had sufficient time to read and understand the information.**

**Federal Student Loan Debt**

Most recent three year cohort default rate, as reported by the United State Department of Education. <sup>1</sup>	The percentage of enrolled students in 2017 receiving federal student loans to pay for this program.	The average amount of federal student loan debt of 2017 graduates who took out federal student loans at this institution.	The percentage of graduates in 2017 with federal student loans as calculated by the institution.
16.7%	N/A*	\$8,498	99%

<sup>1</sup>The percentage of students who defaulted on their federal student loans is called the Cohort Default Rate (CDR). It shows the percentage of this school's students who were more than 270 days (9 months) behind on their federal student loans within three years of when the first payment was due. This is the most recent CDR reported by the U.S. Department of Education.



Student's Initials: \_\_\_\_\_ Date: \_\_\_\_\_

Initial only after you have had sufficient time to read and understand the information.

This fact sheet is filed with the Bureau for Private Postsecondary Education. Regardless of any information you may have relating to completion rates, placement rates, starting salaries, or license exam passage rates, this fact sheet contains the information as calculated pursuant to state law.

Any questions a student may have regarding this fact sheet that have not been satisfactorily answered by the institution may be directed to the Bureau for Private Postsecondary Education at 2535 Capitol Oaks Drive, Suite 400, Sacramento, CA 95833, [www.bppe.ca.gov](http://www.bppe.ca.gov), toll-free telephone number (888) 370-7589 or by fax (916) 263-1897.

\_\_\_\_\_  
Student Name - Print

\_\_\_\_\_  
Student Signature

\_\_\_\_\_  
Date

\_\_\_\_\_  
School Official

\_\_\_\_\_  
Date



\* = This program is new. Therefore, the number of students who graduate, the number of students who are placed, or the starting salary you can earn after finishing the educational program are unknown at this time. Information regarding general salary and placement statistics may be available from government sources or from the institution, but is not equivalent to actual performance data. This program was approved by the Bureau on 06/07/2017. As of 12/01/2020, two full years of data for this program will be available.

### **Definitions**

- “Number of Students Who Began the Program” means the number of students who began a program who were scheduled to complete the program within 100% of the published program length within the reporting calendar year and excludes all students who cancelled during the cancellation period.
- “Students Available for Graduation” is the number of students who began the program minus the number of students who have died, been incarcerated, or been called to active military duty.
- “Number of On-time Graduates” is the number of students who completed the program within 100% of the published program length within the reporting calendar year.
- “On-time Completion Rate” is the number of on-time graduates divided by the number of students available for graduation.
- “150% Graduates” is the number of students who completed the program within 150% of the program length (includes on-time graduates).
- “150% Completion Rate” is the number of students who completed the program in the reported calendar year within 150% of the published program length, including on-time graduates, divided by the number of students available for graduation.
- “Graduates Available for Employment” means the number of graduates minus the number of graduates unavailable for employment.
- “Graduates Unavailable for Employment” means the graduates who, after graduation, die, become incarcerated, are called to active military duty, are international students that leave the United States or do not have a visa allowing employment in the United States, or are continuing their education in an accredited or bureau-approved postsecondary institution.
- “Graduates Employed in the Field” means graduates who beginning within six months after a student completes the applicable educational program are gainfully employed, whose employment has been reported, and for whom the institution has documented verification of employment. For occupations for which the state requires passing an examination, the six months period begins after the announcement of the examination results for the first examination available after a student completes an applicable educational program.
- “Placement Rate Employed in the Field” is calculated by dividing the number of graduates gainfully employed in the field by the number of graduates available for employment.
- “Number of Graduates Taking Exam” is the number of graduates who took the first available exam in the reported calendar year.
- “First Available Exam Date” is the date for the first available exam after a student completed a program.
- “Passage Rate” is calculated by dividing the number of graduates who passed the exam by the number of graduates who took the reported licensing exam.



- “Number Who Passed First Available Exam” is the number of graduates who took and passed the first available licensing exam after completing the program.
  - “Salary” is as reported by graduate or graduate’s employer.
  - “No Salary Information Reported” is the number of graduates for whom, after making reasonable attempts, the school was not able to obtain salary information.
-



## **STUDENT'S RIGHT TO CANCEL**

California Education Code Section 94919 (d), provides that the student has the right to cancel and obtain a refund of charges paid (excluding the registration fee) through attendance at the first class session, or the seventh day after enrollment, whichever is later. In accordance with California Education Code Section 94919(d), the institution's policy is that all new and re-entry students have the right to cancel the enrollment agreement until midnight of the seventh (7) day from the scheduled start date of the first module not including holidays (but does include weekends and in-service days).

In accordance with California Education Code Section 94919(b), Students shall notify the school in writing of the cancellation of their enrollment agreement ("Notice of Cancellation"). If the Notice of Cancellation is received by mail, it is effective when deposited in the mail properly addressed with postage prepaid. A student may cancel the enrollment agreement in the event the school cancels the program. All monies paid (with the exception of the registration Fee), will be returned to the student within thirty (30) days after either the school receives the applicant's Notice of Cancellation; or if the school cancels this agreement as described below.

A cancellation determination will be made by the institution for new and re-entry students on or before midnight of the fourteenth (14) consecutive calendar day from the scheduled start date of the first module (for re-entry students, it is the first module in which the student is enrolled upon returning to school), not including school-scheduled holidays and school-scheduled breaks (winter, spring, and summer breaks only) based on the following criteria:

1. Violation of the Student Code of Conduct.
2. Unable to obtain proof of high school graduation or equivalent.
3. Incomplete arrangements to fulfill financial obligations.

All new students whose Last Day of Attendance (LDA) falls on or before midnight of the fourteenth (14) consecutive calendar day from the scheduled start date of the first module, not including school-scheduled breaks (winter, spring, and summer breaks only) and any holidays published in the academic calendar in the catalog, will be assigned the status "Early Withdrawal" (EW). The determination date for "EW" will fall on the 14th absence consecutive calendar day from the student's LDA not including school-scheduled breaks (winter, spring, and summer breaks only) and any school-scheduled holidays, when the "EW" status will be automatically assigned by Electronic Student Database.

**Note:** Cancellations and Early Withdrawals will result in all charges being reversed with the exception of the registration fee which is non-refundable. The registration fee will be returned to all students who cancel their enrollment within three (3) business days from the date the enrollment agreement was signed at the following locations: Bakersfield, Fresno, Gardena, Riverside and Sacramento. In the event where the school cancels the program, any registration fees paid by the student will be refunded.





**SCHOOL PERFORMANCE FACT SHEET  
CALENDAR YEAR 2016 & 2017**

**DA-RX32 – Radiation Safety – 32 Hours**

**On-Time Completion Rates (Graduation Rates)**

*Includes data for the two calendar years prior to reporting.*

Calendar Year	Number of Students Who Began the Program	Students Available for Graduation	Number of On-Time Graduates	On-Time Completion Rate
2016	0*	0*	0*	0*
2017	0*	0*	0*	0*

Student's Initials: \_\_\_\_\_ Date: \_\_\_\_\_

Initial only after you have had sufficient time to read and understand the information.

**Students Completing Within 150% of the Published Program Length**

Calendar Year	Number of Students Who Began the Program	Students Available for Graduation	150% Graduates	150% Completion Rate
2016	0*	0*	0*	0*
2017	0*	0*	0*	0*

Student's Initials: \_\_\_\_\_ Date: \_\_\_\_\_

Initial only after you have had sufficient time to read and understand the information.



**Job Placement Rates (includes data for the two calendar years prior to reporting)**

Calendar Year	Number of Students Who Began Program	Number of Graduates	Graduates Available for Employment	Graduates Employed in the Field	Placement Rate % Employed in the Field
2016	0*	0*	0*	0*	0*
2017	0*	0*	0*	0*	0*

You may obtain from the institution a list of the employment positions determined to be in the field for which a student received education and training. A copy of such listing is available in the school catalog posted at [http://www.uei.edu/](http://www.uei.edu)

**Gainfully Employed Categories (includes data for the two calendar years prior to reporting)**

**Part-Time vs. Full-Time Employment**

Calendar Year	Graduates Employed in the Field 20-29 Hours Per Week	Graduates Employed in the Field at Least 30 Hours Per Week	Total Graduates Employed in the Field
2016	0*	0*	0*
2017	0*	0*	0*

**Single Position vs. Concurrent Aggregated Position**

Calendar Year	Graduates Employed in the Field in a Single Position	Graduates Employed in the Field in Concurrent Aggregated Positions	Total Graduates Employed in the Field
2016	0*	0*	0*
2017	0*	0*	0*



**Self-Employed / Freelance Positions**

Calendar Year	Graduates Employed who are Self-Employed or Working Freelance	Total Graduates Employed in the Field
2016	0*	0*
2017	0*	0*

**Institutional Employment**

Calendar Year	Graduates Employed in the Field who are Employed by the Institution, an Employer Owned by the Institution, or an Employer who Shares Ownership with the Institution.	Total Graduates Employed in the Field
2016	0*	0*
2017	0*	0*

**Student's Initials: \_\_\_\_\_ Date: \_\_\_\_\_**

**Initial only after you have had sufficient time to read and understand the information.**

**Self-Employed / Freelance Positions**

This program may result in freelance or self-employment.

- The work available to graduates of this program is usually for freelance or self-employment.
- This type of work may not be consistent.
- The period of employment can range from one day to weeks to several months.
- Hours worked in a day or week may be more or less than the traditional 8 hour work day or 40 hour work week.
- You can expect to spend unpaid time expanding your networks, advertising, promoting your services, or honing your skills.
- Once graduates begin to work freelance or are self-employed, they will be asked to provide documentation that they are employed as such so that they may be counted as placed for our job placement records.
- Students initialing this disclosure understand that either a majority or all of this school's graduates are employed in this manner and understand what comprises this work style.

**Student's Initials: \_\_\_\_\_ Date: \_\_\_\_\_**

**Only initial after you have had sufficient time to read and understand the information.**



**License Examination Passage Rates (includes data for the two calendar years prior to reporting)**

Calendar Year	Number of Graduates in Calendar Year	Number of Graduates Taking Exam	Number Who Passed First Available Exam	Number Who Failed First Available Exam	Passage Rate
2016	N/A	N/A	N/A	N/A	N/A
2017	N/A	N/A	N/A	N/A	N/A

No state agency licensure examination is required for the employment of graduates of this program.

**Salary and Wage Information (includes data for the two calendar years prior to reporting)**

**Annual salary and wages reported for graduates employed in the field.**

Calendar Year	Graduates Available for Employment	Graduates Employed in Field	\$10,001-\$15,000	\$15,001-\$20,000	\$20,001-\$25,000	\$25,001-\$30,000	\$30,001-\$35,000	\$35,001-\$40,000	\$40,001-\$45,000	\$45,001-\$50,000	\$50,001+	No Salary Information Reported
2016	N/A*	N/A*	N/A*	N/A*	N/A*	N/A*	N/A*	N/A*	N/A*	N/A*	N/A*	N/A*
2017	N/A*	N/A*	N/A*	N/A*	N/A*	N/A*	N/A*	N/A*	N/A*	N/A*	N/A*	N/A*

A list of sources used to substantiate salary disclosures is available from the school. The institution verifies graduate employment and salary information through employer verifications or student attestations. Additionally, a student may obtain salary information by visiting the Bureau of Labor Statistics website at: <https://www.bls.gov/>

Student's Initials: \_\_\_\_\_ Date: \_\_\_\_\_

Initial only after you have had sufficient time to read and understand the information.

**Cost of Educational Program**

Total charges for the program for students completing on-time in 2017: N/A\*. Additional charges may be incurred if the program is not completed on-time.

Student's Initials: \_\_\_\_\_ Date: \_\_\_\_\_

Initial only after you have had sufficient time to read and understand the information.

**Federal Student Loan Debt**

Most recent three year cohort default rate, as reported by the United State Department of Education. <sup>1</sup>	The percentage of enrolled students in 2017 receiving federal student loans to pay for this program.	The average amount of federal student loan debt of 2017 graduates who took out federal student loans at this institution.	The percentage of graduates in 2017 with federal student loans as calculated by the institution.
16.7%	N/A*	\$8,498	99%

<sup>1</sup>The percentage of students who defaulted on their federal student loans is called the Cohort Default Rate (CDR). It shows the percentage of this school's students who were more than 270 days (9 months) behind on their federal student loans within three years of when the first payment was due. This is the most recent CDR reported by the U.S. Department of Education.



Student's Initials: \_\_\_\_\_ Date: \_\_\_\_\_

Initial only after you have had sufficient time to read and understand the information.

This fact sheet is filed with the Bureau for Private Postsecondary Education. Regardless of any information you may have relating to completion rates, placement rates, starting salaries, or license exam passage rates, this fact sheet contains the information as calculated pursuant to state law.

Any questions a student may have regarding this fact sheet that have not been satisfactorily answered by the institution may be directed to the Bureau for Private Postsecondary Education at 2535 Capitol Oaks Drive, Suite 400, Sacramento, CA 95833, [www.bppe.ca.gov](http://www.bppe.ca.gov), toll-free telephone number (888) 370-7589 or by fax (916) 263-1897.

\_\_\_\_\_  
Student Name - Print

\_\_\_\_\_  
Student Signature

\_\_\_\_\_  
Date

\_\_\_\_\_  
School Official

\_\_\_\_\_  
Date



\* = This program is new. Therefore, the number of students who graduate, the number of students who are placed, or the starting salary you can earn after finishing the educational program are unknown at this time. Information regarding general salary and placement statistics may be available from government sources or from the institution, but is not equivalent to actual performance data. This program was approved by the Bureau on 11/06/2017. As of 12/01/2020, two full years of data for this program will be available.

### Definitions

- “Number of Students Who Began the Program” means the number of students who began a program who were scheduled to complete the program within 100% of the published program length within the reporting calendar year and excludes all students who cancelled during the cancellation period.
- “Students Available for Graduation” is the number of students who began the program minus the number of students who have died, been incarcerated, or been called to active military duty.
- “Number of On-time Graduates” is the number of students who completed the program within 100% of the published program length within the reporting calendar year.
- “On-time Completion Rate” is the number of on-time graduates divided by the number of students available for graduation.
- “150% Graduates” is the number of students who completed the program within 150% of the program length (includes on-time graduates).
- “150% Completion Rate” is the number of students who completed the program in the reported calendar year within 150% of the published program length, including on-time graduates, divided by the number of students available for graduation.
- “Graduates Available for Employment” means the number of graduates minus the number of graduates unavailable for employment.
- “Graduates Unavailable for Employment” means the graduates who, after graduation, die, become incarcerated, are called to active military duty, are international students that leave the United States or do not have a visa allowing employment in the United States, or are continuing their education in an accredited or bureau-approved postsecondary institution.
- “Graduates Employed in the Field” means graduates who beginning within six months after a student completes the applicable educational program are gainfully employed, whose employment has been reported, and for whom the institution has documented verification of employment. For occupations for which the state requires passing an examination, the six months period begins after the announcement of the examination results for the first examination available after a student completes an applicable educational program.
- “Placement Rate Employed in the Field” is calculated by dividing the number of graduates gainfully employed in the field by the number of graduates available for employment.
- “Number of Graduates Taking Exam” is the number of graduates who took the first available exam in the reported calendar year.
- “First Available Exam Date” is the date for the first available exam after a student completed a program.
- “Passage Rate” is calculated by dividing the number of graduates who passed the exam by the number of graduates who took the reported licensing exam.



- “Number Who Passed First Available Exam” is the number of graduates who took and passed the first available licensing exam after completing the program.
  - “Salary” is as reported by graduate or graduate’s employer.
  - “No Salary Information Reported” is the number of graduates for whom, after making reasonable attempts, the school was not able to obtain salary information.
-



## **STUDENT'S RIGHT TO CANCEL**

California Education Code Section 94919 (d), provides that the student has the right to cancel and obtain a refund of charges paid (excluding the registration fee) through attendance at the first class session, or the seventh day after enrollment, whichever is later. In accordance with California Education Code Section 94919(d), the institution's policy is that all new and re-entry students have the right to cancel the enrollment agreement until midnight of the seventh (7) day from the scheduled start date of the first module not including holidays (but does include weekends and in-service days).

In accordance with California Education Code Section 94919(b), Students shall notify the school in writing of the cancellation of their enrollment agreement ("Notice of Cancellation"). If the Notice of Cancellation is received by mail, it is effective when deposited in the mail properly addressed with postage prepaid. A student may cancel the enrollment agreement in the event the school cancels the program. All monies paid (with the exception of the registration Fee), will be returned to the student within thirty (30) days after either the school receives the applicant's Notice of Cancellation; or if the school cancels this agreement as described below.

A cancellation determination will be made by the institution for new and re-entry students on or before midnight of the fourteenth (14) consecutive calendar day from the scheduled start date of the first module (for re-entry students, it is the first module in which the student is enrolled upon returning to school), not including school-scheduled holidays and school-scheduled breaks (winter, spring, and summer breaks only) based on the following criteria:

1. Violation of the Student Code of Conduct.
2. Unable to obtain proof of high school graduation or equivalent.
3. Incomplete arrangements to fulfill financial obligations.

All new students whose Last Day of Attendance (LDA) falls on or before midnight of the fourteenth (14) consecutive calendar day from the scheduled start date of the first module, not including school-scheduled breaks (winter, spring, and summer breaks only) and any holidays published in the academic calendar in the catalog, will be assigned the status "Early Withdrawal" (EW). The determination date for "EW" will fall on the 14th absence consecutive calendar day from the student's LDA not including school-scheduled breaks (winter, spring, and summer breaks only) and any school-scheduled holidays, when the "EW" status will be automatically assigned by Electronic Student Database.

**Note:** Cancellations and Early Withdrawals will result in all charges being reversed with the exception of the registration fee which is non-refundable. The registration fee will be returned to all students who cancel their enrollment within three (3) business days from the date the enrollment agreement was signed at the following locations: Bakersfield, Fresno, Gardena, Riverside and Sacramento. In the event where the school cancels the program, any registration fees paid by the student will be refunded.





**SCHOOL PERFORMANCE FACT SHEET  
CALENDAR YEAR 2016 & 2017**

**Automotive Technician – 36 Weeks**

**On-Time Completion Rates (Graduation Rates)**

*Includes data for the two calendar years prior to reporting.*

Calendar Year	Number of Students Who Began the Program	Students Available for Graduation	Number of On-Time Graduates	On-Time Completion Rate
2016	0	0	0	0
2017	0	0	0	0

Student's Initials: \_\_\_\_\_ Date: \_\_\_\_\_

Initial only after you have had sufficient time to read and understand the information.

**Students Completing Within 150% of the Published Program Length**

Calendar Year	Number of Students Who Began the Program	Students Available for Graduation	150% Graduates	150% Completion Rate
2016	0	0	0	0
2017	0	0	0	0

Student's Initials: \_\_\_\_\_ Date: \_\_\_\_\_

Initial only after you have had sufficient time to read and understand the information.



**Job Placement Rates (includes data for the two calendar years prior to reporting)**

Calendar Year	Number of Students Who Began Program	Number of Graduates	Graduates Available for Employment	Graduates Employed in the Field	Placement Rate % Employed in the Field
2016	0	0	0	0	0
2017	0	0	0	0	0

You may obtain from the institution a list of the employment positions determined to be in the field for which a student received education and training. A copy of such listing is available in the school catalog posted at <http://www.uei.edu/>

**Gainfully Employed Categories (includes data for the two calendar years prior to reporting)**

**Part-Time vs. Full-Time Employment**

Calendar Year	Graduates Employed in the Field 20-29 Hours Per Week	Graduates Employed in the Field at Least 30 Hours Per Week	Total Graduates Employed in the Field
2016	0	0	0
2017	0	0	0

**Single Position vs. Concurrent Aggregated Position**

Calendar Year	Graduates Employed in the Field in a Single Position	Graduates Employed in the Field in Concurrent Aggregated Positions	Total Graduates Employed in the Field
2016	0	0	0
2017	0	0	0



**Self-Employed / Freelance Positions**

<b>Calendar Year</b>	<b>Graduates Employed who are Self-Employed or Working Freelance</b>	<b>Total Graduates Employed in the Field</b>
2016	0	0
2017	0	0

**Institutional Employment**

<b>Calendar Year</b>	<b>Graduates Employed in the Field who are Employed by the Institution, an Employer Owned by the Institution, or an Employer who Shares Ownership with the Institution.</b>	<b>Total Graduates Employed in the Field</b>
2016	0	0
2017	0	0

**Student's Initials: \_\_\_\_\_ Date: \_\_\_\_\_**

**Initial only after you have had sufficient time to read and understand the information.**

**Self-Employed / Freelance Positions**

This program may result in freelance or self-employment.

- The work available to graduates of this program is usually for freelance or self-employment.
- This type of work may not be consistent.
- The period of employment can range from one day to weeks to several months.
- Hours worked in a day or week may be more or less than the traditional 8 hour work day or 40 hour work week.
- You can expect to spend unpaid time expanding your networks, advertising, promoting your services, or honing your skills.
- Once graduates begin to work freelance or are self-employed, they will be asked to provide documentation that they are employed as such so that they may be counted as placed for our job placement records.
- Students initialing this disclosure understand that either a majority or all of this school's graduates are employed in this manner and understand what comprises this work style.

**Student's Initials: \_\_\_\_\_ Date: \_\_\_\_\_**

**Only initial after you have had sufficient time to read and understand the information.**



**License Examination Passage Rates (includes data for the two calendar years prior to reporting)**

Calendar Year	Number of Graduates in Calendar Year	Number of Graduates Taking Exam	Number Who Passed First Available Exam	Number Who Failed First Available Exam	Passage Rate
2016	N/A	N/A	N/A	N/A	N/A
2017	N/A	N/A	N/A	N/A	N/A

No state agency licensure examination is required for the employment of graduates of this program.

**Salary and Wage Information (includes data for the two calendar years prior to reporting)**

**Annual salary and wages reported for graduates employed in the field.**

Calendar Year	Graduates Available for Employment	Graduates Employed in Field	\$10,001-\$15,000	\$15,001-\$20,000	\$20,001-\$25,000	\$25,001-\$30,000	\$30,001-\$35,000	\$35,001-\$40,000	\$40,001-\$45,000	\$45,001-\$50,000	\$50,001+	No Salary Information Reported
2016	N/A	N/A	N/A	N/A	N/A	N/A	N/A	N/A	N/A	N/A	N/A	N/A
2017	N/A	N/A	N/A	N/A	N/A	N/A	N/A	N/A	N/A	N/A	N/A	N/A

A list of sources used to substantiate salary disclosures is available from the school. The institution verifies graduate employment and salary information through employer verifications or student attestations. Additionally, a student may obtain salary information by visiting the Bureau of Labor Statistics website at: <https://www.bls.gov/>

Student's Initials: \_\_\_\_\_ Date: \_\_\_\_\_

Initial only after you have had sufficient time to read and understand the information.

**Cost of Educational Program**

Total charges for the program for students completing on-time in 2017: \$19,900. Additional charges may be incurred if the program is not completed on-time.

Student's Initials: \_\_\_\_\_ Date: \_\_\_\_\_

Initial only after you have had sufficient time to read and understand the information.

**Federal Student Loan Debt**

Most recent three year cohort default rate, as reported by the United State Department of Education. <sup>1</sup>	The percentage of enrolled students in 2017 receiving federal student loans to pay for this program.	The average amount of federal student loan debt of 2017 graduates who took out federal student loans at this institution.	The percentage of graduates in 2017 with federal student loans as calculated by the institution.
16.7%	N/A	\$8,498	99%

<sup>1</sup>The percentage of students who defaulted on their federal student loans is called the Cohort Default Rate (CDR). It shows the percentage of this school's students who were more than 270 days (9 months) behind on their federal student loans within three years of when the first payment was due. This is the most recent CDR reported by the U.S. Department of Education.



Student's Initials: \_\_\_\_\_ Date: \_\_\_\_\_

Initial only after you have had sufficient time to read and understand the information.

This fact sheet is filed with the Bureau for Private Postsecondary Education. Regardless of any information you may have relating to completion rates, placement rates, starting salaries, or license exam passage rates, this fact sheet contains the information as calculated pursuant to state law.

Any questions a student may have regarding this fact sheet that have not been satisfactorily answered by the institution may be directed to the Bureau for Private Postsecondary Education at 2535 Capitol Oaks Drive, Suite 400, Sacramento, CA 95833, [www.bppe.ca.gov](http://www.bppe.ca.gov), toll-free telephone number (888) 370-7589 or by fax (916) 263-1897.

\_\_\_\_\_  
Student Name - Print

\_\_\_\_\_  
Student Signature

\_\_\_\_\_  
Date

\_\_\_\_\_  
School Official

\_\_\_\_\_  
Date



## Definitions

- “Number of Students Who Began the Program” means the number of students who began a program who were scheduled to complete the program within 100% of the published program length within the reporting calendar year and excludes all students who cancelled during the cancellation period.
- “Students Available for Graduation” is the number of students who began the program minus the number of students who have died, been incarcerated, or been called to active military duty.
- “Number of On-time Graduates” is the number of students who completed the program within 100% of the published program length within the reporting calendar year.
- “On-time Completion Rate” is the number of on-time graduates divided by the number of students available for graduation.
- “150% Graduates” is the number of students who completed the program within 150% of the program length (includes on-time graduates).
- “150% Completion Rate” is the number of students who completed the program in the reported calendar year within 150% of the published program length, including on-time graduates, divided by the number of students available for graduation.
- “Graduates Available for Employment” means the number of graduates minus the number of graduates unavailable for employment.
- “Graduates Unavailable for Employment” means the graduates who, after graduation, die, become incarcerated, are called to active military duty, are international students that leave the United States or do not have a visa allowing employment in the United States, or are continuing their education in an accredited or bureau-approved postsecondary institution.
- “Graduates Employed in the Field” means graduates who beginning within six months after a student completes the applicable educational program are gainfully employed, whose employment has been reported, and for whom the institution has documented verification of employment. For occupations for which the state requires passing an examination, the six months period begins after the announcement of the examination results for the first examination available after a student completes an applicable educational program.
- “Placement Rate Employed in the Field” is calculated by dividing the number of graduates gainfully employed in the field by the number of graduates available for employment.
- “Number of Graduates Taking Exam” is the number of graduates who took the first available exam in the reported calendar year.
- “First Available Exam Date” is the date for the first available exam after a student completed a program.
- “Passage Rate” is calculated by dividing the number of graduates who passed the exam by the number of graduates who took the reported licensing exam.



- “Number Who Passed First Available Exam” is the number of graduates who took and passed the first available licensing exam after completing the program.
  - “Salary” is as reported by graduate or graduate’s employer.
  - “No Salary Information Reported” is the number of graduates for whom, after making reasonable attempts, the school was not able to obtain salary information.
-



## **STUDENT'S RIGHT TO CANCEL**

California Education Code Section 94919 (d), provides that the student has the right to cancel and obtain a refund of charges paid (excluding the registration fee) through attendance at the first class session, or the seventh day after enrollment, whichever is later. In accordance with California Education Code Section 94919(d), the institution's policy is that all new and re-entry students have the right to cancel the enrollment agreement until midnight of the seventh (7) day from the scheduled start date of the first module not including holidays (but does include weekends and in-service days).

In accordance with California Education Code Section 94919(b), Students shall notify the school in writing of the cancellation of their enrollment agreement ("Notice of Cancellation"). If the Notice of Cancellation is received by mail, it is effective when deposited in the mail properly addressed with postage prepaid. A student may cancel the enrollment agreement in the event the school cancels the program. All monies paid (with the exception of the registration Fee), will be returned to the student within thirty (30) days after either the school receives the applicant's Notice of Cancellation; or if the school cancels this agreement as described below.

A cancellation determination will be made by the institution for new and re-entry students on or before midnight of the fourteenth (14) consecutive calendar day from the scheduled start date of the first module (for re-entry students, it is the first module in which the student is enrolled upon returning to school), not including school-scheduled holidays and school-scheduled breaks (winter, spring, and summer breaks only) based on the following criteria:

1. Violation of the Student Code of Conduct.
2. Unable to obtain proof of high school graduation or equivalent.
3. Incomplete arrangements to fulfill financial obligations.

All new students whose Last Day of Attendance (LDA) falls on or before midnight of the fourteenth (14) consecutive calendar day from the scheduled start date of the first module, not including school-scheduled breaks (winter, spring, and summer breaks only) and any holidays published in the academic calendar in the catalog, will be assigned the status "Early Withdrawal" (EW). The determination date for "EW" will fall on the 14th absence consecutive calendar day from the student's LDA not including school-scheduled breaks (winter, spring, and summer breaks only) and any school-scheduled holidays, when the "EW" status will be automatically assigned by Electronic Student Database.

**Note:** Cancellations and Early Withdrawals will result in all charges being reversed with the exception of the registration fee which is non-refundable. The registration fee will be returned to all students who cancel their enrollment within three (3) business days from the date the enrollment agreement was signed at the following locations: Bakersfield, Fresno, Gardena, Riverside and Sacramento. In the event where the school cancels the program, any registration fees paid by the student will be refunded.





**SCHOOL PERFORMANCE FACT SHEET**  
**CALENDAR YEARS 2016 & 2017**

**Business Office Administration - 34 Weeks**

**On-Time Completion Rates (Graduation Rates)**

*Includes data for the two calendar years prior to reporting.*

Calendar Year	Number of Students Who Began the Program	Students Available for Graduation	Number of On-Time Graduates	On-Time Completion Rate
2016	87	87	12	14%
2017	74	74	21	28%

Student's Initials: \_\_\_\_\_ Date: \_\_\_\_\_

Initial only after you have had sufficient time to read and understand the information.

**Students Completing Within 150% of the Published Program Length**

Calendar Year	Number of Students Who Began the Program	Students Available for Graduation	150% Graduates	150% Completion Rate
2016	87	87	52	60%
2017	74	74	41	55%

Student's Initials: \_\_\_\_\_ Date: \_\_\_\_\_

Initial only after you have had sufficient time to read and understand the information.



**Job Placement Rates (includes data for the two calendar years prior to reporting)**

Calendar Year	Number of Students Who Began Program	Number of Graduates	Graduates Available for Employment	Graduates Employed in the Field	Placement Rate % Employed in the Field
2016	87	N/A*	N/A*	N/A*	N/A*
2017	74	43	43	26	60%

Note: \* Because of the change in the Bureaus reporting regulations, which became effective on July 14, 2016, this institution was not required to collect the data for its 2016 and prior graduates.

You may obtain from the institution a list of the employment positions determined to be in the field for which a student received education and training. A copy of such listing is available in the school catalog posted at <http://www.uei.edu/>

**Gainfully Employed Categories (includes data for the two calendar years prior to reporting)**

**Part-Time vs. Full-Time Employment**

Calendar Year	Graduates Employed in the Field 20-29 Hours Per Week	Graduates Employed in the Field at Least 30 Hours Per Week	Total Graduates Employed in the Field
2016	N/A*	N/A*	N/A*
2017	3	23	26

**Single Position vs. Concurrent Aggregated Position**

Calendar Year	Graduates Employed in the Field in a Single Position	Graduates Employed in the Field in Concurrent Aggregated Positions	Total Graduates Employed in the Field
2016	N/A*	N/A*	N/A*
2017	26	0	26



**Self-Employed / Freelance Positions**

<b>Calendar Year</b>	<b>Graduates Employed who are Self-Employed or Working Freelance</b>	<b>Total Graduates Employed in the Field</b>
2016	N/A*	N/A*
2017	1	26

**Institutional Employment**

<b>Calendar Year</b>	<b>Graduates Employed in the Field who are Employed by the Institution, an Employer Owned by the Institution, or an Employer who Shares Ownership with the Institution.</b>	<b>Total Graduates Employed in the Field</b>
2016	N/A*	N/A*
2017	0	26

**Student's Initials: \_\_\_\_\_ Date: \_\_\_\_\_**  
**Initial only after you have had sufficient time to read and understand the information.**

**Self-Employed / Freelance Positions**

This program may result in freelance or self-employment.

- The work available to graduates of this program is usually for freelance or self-employment.
- This type of work may not be consistent.
- The period of employment can range from one day to weeks to several months.
- Hours worked in a day or week may be more or less than the traditional 8 hour work day or 40 hour work week.
- You can expect to spend unpaid time expanding your networks, advertising, promoting your services, or honing your skills.
- Once graduates begin to work freelance or are self-employed, they will be asked to provide documentation that they are employed as such so that they may be counted as placed for our job placement records.
- Students initialing this disclosure understand that either a majority or all of this school's graduates are employed in this manner and understand what comprises this work style.

**Student's Initials: \_\_\_\_\_ Date: \_\_\_\_\_**  
**Only initial after you have had sufficient time to read and understand the information.**



**License Examination Passage Rates** *(includes data for the two calendar years prior to reporting)*

Calendar Year	Number of Graduates in Calendar Year	Number of Graduates Taking Exam	Number Who Passed First Available Exam	Number Who Failed First Available Exam	Passage Rate
2016	N/A	N/A	N/A	N/A	N/A
2017	N/A	N/A	N/A	N/A	N/A

No state agency licensure examination is required for the employment of graduates of this program.

**Salary and Wage Information** *(includes data for the two calendar years prior to reporting)*

**Annual salary and wages reported for graduates employed in the field.**

Calendar Year	Graduates Available for Employment	Graduates Employed in Field	\$10,001-\$15,000	\$15,001-\$20,000	\$20,001-\$25,000	\$25,001-\$30,000	\$30,001-\$35,000	\$35,001-\$40,000	\$40,001-\$45,000	\$45,001-\$50,000	\$50,001+	No Salary Information Reported
2016	N/A*	N/A*	N/A*	N/A*	N/A*	N/A*	N/A*	N/A*	N/A*	N/A*	N/A*	N/A*
2017	43	26	2	0	19	3	2	0	0	0	0	0

**A list of sources used to substantiate salary disclosures is available from the school.** The institution verifies graduate employment and salary information through employer verifications or student attestations. Additionally, a student may obtain salary information by visiting the Bureau of Labor Statistics website at: <https://www.bls.gov/>

**Student's Initials: \_\_\_\_\_ Date: \_\_\_\_\_**

**Initial only after you have had sufficient time to read and understand the information.**

**Cost of Educational Program**

Total charges for the program for students completing on-time in 2017: \$19,900. Additional charges may be incurred if the program is not completed on-time.

**Student's Initials: \_\_\_\_\_ Date: \_\_\_\_\_**

**Initial only after you have had sufficient time to read and understand the information.**



**Federal Student Loan Debt**

<b>Most recent three year cohort default rate, as reported by the United State Department of Education.<sup>1</sup></b>	<b>The percentage of enrolled students in 2017 receiving federal student loans to pay for this program.</b>	<b>The average amount of federal student loan debt of 2017 graduates who took out federal student loans at this institution.</b>	<b>The percentage of graduates in 2017 with federal student loans as calculated by the institution.</b>
16.7%	97%	\$8,498	99%

<sup>1</sup>The percentage of students who defaulted on their federal student loans is called the Cohort Default Rate (CDR). It shows the percentage of this school's students who were more than 270 days (9 months) behind on their federal student loans within three years of when the first payment was due. This is the most recent CDR reported by the U.S. Department of Education.

**Student's Initials:** \_\_\_\_\_ **Date:** \_\_\_\_\_

**Initial only after you have had sufficient time to read and understand the information.**

This fact sheet is filed with the Bureau for Private Postsecondary Education. Regardless of any information you may have relating to completion rates, placement rates, starting salaries, or license exam passage rates, this fact sheet contains the information as calculated pursuant to state law.

Any questions a student may have regarding this fact sheet that have not been satisfactorily answered by the institution may be directed to the Bureau for Private Postsecondary Education at 2535 Capitol Oaks Drive, Suite 400, Sacramento, CA 95833, [www.bppe.ca.gov](http://www.bppe.ca.gov), toll-free telephone number (888) 370-7589 or by fax (916) 263-1897.

\_\_\_\_\_  
 Student Name - Print

\_\_\_\_\_  
 Student Signature

\_\_\_\_\_  
 Date

\_\_\_\_\_  
 School Official

\_\_\_\_\_  
 Date



### **Definitions**

- “Number of Students Who Began the Program” means the number of students who began a program who were scheduled to complete the program within 100% of the published program length within the reporting calendar year and excludes all students who cancelled during the cancellation period.
- “Students Available for Graduation” is the number of students who began the program minus the number of students who have died, been incarcerated, or been called to active military duty.
- “Number of On-time Graduates” is the number of students who completed the program within 100% of the published program length within the reporting calendar year.
- “On-time Completion Rate” is the number of on-time graduates divided by the number of students available for graduation.
- “150% Graduates” is the number of students who completed the program within 150% of the program length (includes on-time graduates).
- “150% Completion Rate” is the number of students who completed the program in the reported calendar year within 150% of the published program length, including on-time graduates, divided by the number of students available for graduation.
- “Graduates Available for Employment” means the number of graduates minus the number of graduates unavailable for employment.
- “Graduates Unavailable for Employment” means the graduates who, after graduation, die, become incarcerated, are called to active military duty, are international students that leave the United States or do not have a visa allowing employment in the United States, or are continuing their education in an accredited or bureau-approved postsecondary institution.
- “Graduates Employed in the Field” means graduates who beginning within six months after a student completes the applicable educational program are gainfully employed, whose employment has been reported, and for whom the institution has documented verification of employment. For occupations for which the state requires passing an examination, the six months period begins after the announcement of the examination results for the first examination available after a student completes an applicable educational program.
- “Placement Rate Employed in the Field” is calculated by dividing the number of graduates gainfully employed in the field by the number of graduates available for employment.
- “Number of Graduates Taking Exam” is the number of graduates who took the first available exam in the reported calendar year.
- “First Available Exam Date” is the date for the first available exam after a student completed a program.
- “Passage Rate” is calculated by dividing the number of graduates who passed the exam by the number of graduates who took the reported licensing exam.
- “Number Who Passed First Available Exam” is the number of graduates who took and passed the first available licensing exam after completing the program.
- “Salary” is as reported by graduate or graduate’s employer.
- “No Salary Information Reported” is the number of graduates for whom, after making reasonable attempts, the school was not able to obtain salary information.



## **STUDENT'S RIGHT TO CANCEL**


California Education Code Section 94919 (d), provides that the student has the right to cancel and obtain a refund of charges paid (excluding the registration fee) through attendance at the first class session, or the seventh day after enrollment, whichever is later. In accordance with California Education Code Section 94919(d), the institution's policy is that all new and re-entry students have the right to cancel the enrollment agreement until midnight of the seventh (7) day from the scheduled start date of the first module not including holidays (but does include weekends and in-service days). In accordance with California Education Code Section 94919(b), Students shall notify the school in writing of the cancellation of their enrollment agreement ("Notice of Cancellation"). If the Notice of Cancellation is received by mail, it is effective when deposited in the mail properly addressed with postage prepaid. A student may cancel the enrollment agreement in the event the school cancels the program. All monies paid (with the exception of the registration Fee), will be returned to the student within thirty (30) days after either the school receives the applicant's Notice of Cancellation; or if the school cancels this agreement as described below.

A cancellation determination will be made by the institution for new and re-entry students on or before midnight of the fourteenth (14) consecutive calendar day from the scheduled start date of the first module (for re-entry students, it is the first module in which the student is enrolled upon returning to school), not including school-scheduled holidays and school-scheduled breaks (winter, spring, and summer breaks only) based on the following criteria:

1. Violation of the Student Code of Conduct.
2. Unable to obtain proof of high school graduation or equivalent.
3. Incomplete arrangements to fulfill financial obligations.

All new students whose Last Day of Attendance (LDA) falls on or before midnight of the fourteenth (14) consecutive calendar day from the scheduled start date of the first module, not including school-scheduled breaks (winter, spring, and summer breaks only) and any holidays published in the academic calendar in the catalog, will be assigned the status "Early Withdrawal" (EW). The determination date for "EW" will fall on the 14th absence consecutive calendar day from the student's LDA not including school-scheduled breaks (winter, spring, and summer breaks only) and any school-scheduled holidays, when the "EW" status will be automatically assigned by Electronic Student Database.

**Note:** Cancellations and Early Withdrawals will result in all charges being reversed with the exception of the registration fee which is non-refundable. The registration fee will be returned to all students who cancel their enrollment within three (3) business days from the date the enrollment agreement was signed at the following locations: Bakersfield, Fresno, Gardena, Riverside and Sacramento. In the event where the school cancels the program, any registration fees paid by the student will be refunded.







**SCHOOL PERFORMANCE FACT SHEET**  
**CALENDAR YEARS 2016 & 2017**

**Criminal Justice - 36 Weeks**

**On-Time Completion Rates (Graduation Rates)**

*Includes data for the two calendar years prior to reporting.*

Calendar Year	Number of Students Who Began the Program	Students Available for Graduation	Number of On-Time Graduates	On-Time Completion Rate
2016	34	34	14	41%
2017	50	50	5	10%

Student's Initials: \_\_\_\_\_ Date: \_\_\_\_\_

Initial only after you have had sufficient time to read and understand the information.

**Students Completing Within 150% of the Published Program Length**

Calendar Year	Number of Students Who Began the Program	Students Available for Graduation	150% Graduates	150% Completion Rate
2016	34	34	22	65%
2017	50	50	28	56%

Student's Initials: \_\_\_\_\_ Date: \_\_\_\_\_

Initial only after you have had sufficient time to read and understand the information.



**Job Placement Rates (includes data for the two calendar years prior to reporting)**

Calendar Year	Number of Students Who Began Program	Number of Graduates	Graduates Available for Employment	Graduates Employed in the Field	Placement Rate % Employed in the Field
2016	34	N/A*	N/A*	N/A*	N/A*
2017	50	30	29	15	52%

*Note: \* Because of the change in the Bureaus reporting regulations, which became effective on July 14, 2016, this institution was not required to collect the data for its 2016 and prior graduates.*

**You may obtain from the institution a list of the employment positions determined to be in the field for which a student received education and training. A copy of such listing is available in the school catalog posted at <http://www.uei.edu/>**

**Gainfully Employed Categories (includes data for the two calendar years prior to reporting)**

**Part-Time vs. Full-Time Employment**

Calendar Year	Graduates Employed in the Field 20-29 Hours Per Week	Graduates Employed in the Field at Least 30 Hours Per Week	Total Graduates Employed in the Field
2016	N/A*	N/A*	N/A*
2017	7	8	15

**Single Position vs. Concurrent Aggregated Position**

Calendar Year	Graduates Employed in the Field in a Single Position	Graduates Employed in the Field in Concurrent Aggregated Positions	Total Graduates Employed in the Field
2016	N/A*	N/A*	N/A*
2017	15	0	15



**Self-Employed / Freelance Positions**

Calendar Year	Graduates Employed who are Self-Employed or Working Freelance	Total Graduates Employed in the Field
2016	N/A*	N/A*
2017	0	15

**Institutional Employment**

Calendar Year	Graduates Employed in the Field who are Employed by the Institution, an Employer Owned by the Institution, or an Employer who Shares Ownership with the Institution.	Total Graduates Employed in the Field
2016	N/A*	N/A*
2017	2	15

**Student's Initials:** \_\_\_\_\_ **Date:** \_\_\_\_\_

**Initial only after you have had sufficient time to read and understand the information.**

**Self-Employed / Freelance Positions**

This program may result in freelance or self-employment.

- The work available to graduates of this program is usually for freelance or self-employment.
- This type of work may not be consistent.
- The period of employment can range from one day to weeks to several months.
- Hours worked in a day or week may be more or less than the traditional 8 hour work day or 40 hour work week.
- You can expect to spend unpaid time expanding your networks, advertising, promoting your services, or honing your skills.
- Once graduates begin to work freelance or are self-employed, they will be asked to provide documentation that they are employed as such so that they may be counted as placed for our job placement records.
- Students initialing this disclosure understand that either a majority or all of this school's graduates are employed in this manner and understand what comprises this work style.

**Student's Initials:** \_\_\_\_\_ **Date:** \_\_\_\_\_

**Only initial after you have had sufficient time to read and understand the information.**



**License Examination Passage Rates** *(includes data for the two calendar years prior to reporting)*

Calendar Year	Number of Graduates in Calendar Year	Number of Graduates Taking Exam	Number Who Passed First Available Exam	Number Who Failed First Available Exam	Passage Rate
2016	N/A	N/A	N/A	N/A	N/A
2017	N/A	N/A	N/A	N/A	N/A

No state agency licensure examination is required for the employment of graduates of this program.

**Salary and Wage Information** *(includes data for the two calendar years prior to reporting)*

**Annual salary and wages reported for graduates employed in the field.**

Calendar Year	Graduates Available for Employment	Graduates Employed in Field	\$10,001-\$15,000	\$15,001-\$20,000	\$20,001-\$25,000	\$25,001-\$30,000	\$30,001-\$35,000	\$35,001-\$40,000	\$40,001-\$45,000	\$45,001-\$50,000	\$50,001+	No Salary Information Reported
2016	N/A*	N/A*	N/A*	N/A*	N/A*	N/A*	N/A*	N/A*	N/A*	N/A*	N/A*	N/A*
2017	29	15	7	0	7	1	0	0	0	0	0	0

A list of sources used to substantiate salary disclosures is available from the school. The institution verifies graduate employment and salary information through employer verifications or student attestations. Additionally, a student may obtain salary information by visiting the Bureau of Labor Statistics website at: <https://www.bls.gov/>

Student's Initials: \_\_\_\_\_ Date: \_\_\_\_\_

Initial only after you have had sufficient time to read and understand the information.

**Cost of Educational Program**

Total charges for the program for students completing on-time in 2017: \$19,900. Additional charges may be incurred if the program is not completed on-time.

Student's Initials: \_\_\_\_\_ Date: \_\_\_\_\_

Initial only after you have had sufficient time to read and understand the information.



**Federal Student Loan Debt**

Most recent three year cohort default rate, as reported by the United State Department of Education. <sup>1</sup>	The percentage of enrolled students in 2017 receiving federal student loans to pay for this program.	The average amount of federal student loan debt of 2017 graduates who took out federal student loans at this institution.	The percentage of graduates in 2017 with federal student loans as calculated by the institution.
16.7%	100%	\$8,498	99%

<sup>1</sup>The percentage of students who defaulted on their federal student loans is called the Cohort Default Rate (CDR). It shows the percentage of this school's students who were more than 270 days (9 months) behind on their federal student loans within three years of when the first payment was due. This is the most recent CDR reported by the U.S. Department of Education.

**Student's Initials:** \_\_\_\_\_ **Date:** \_\_\_\_\_

**Initial only after you have had sufficient time to read and understand the information.**

This fact sheet is filed with the Bureau for Private Postsecondary Education. Regardless of any information you may have relating to completion rates, placement rates, starting salaries, or license exam passage rates, this fact sheet contains the information as calculated pursuant to state law.

Any questions a student may have regarding this fact sheet that have not been satisfactorily answered by the institution may be directed to the Bureau for Private Postsecondary Education at 2535 Capitol Oaks Drive, Suite 400, Sacramento, CA 95833, [www.bppe.ca.gov](http://www.bppe.ca.gov), toll-free telephone number (888) 370-7589 or by fax (916) 263-1897.

\_\_\_\_\_  
 Student Name - Print

\_\_\_\_\_  
 Student Signature

\_\_\_\_\_  
 Date

\_\_\_\_\_  
 School Official

\_\_\_\_\_  
 Date



### **Definitions**

- “Number of Students Who Began the Program” means the number of students who began a program who were scheduled to complete the program within 100% of the published program length within the reporting calendar year and excludes all students who cancelled during the cancellation period.
- “Students Available for Graduation” is the number of students who began the program minus the number of students who have died, been incarcerated, or been called to active military duty.
- “Number of On-time Graduates” is the number of students who completed the program within 100% of the published program length within the reporting calendar year.
- “On-time Completion Rate” is the number of on-time graduates divided by the number of students available for graduation.
- “150% Graduates” is the number of students who completed the program within 150% of the program length (includes on-time graduates).
- “150% Completion Rate” is the number of students who completed the program in the reported calendar year within 150% of the published program length, including on-time graduates, divided by the number of students available for graduation.
- “Graduates Available for Employment” means the number of graduates minus the number of graduates unavailable for employment.
- “Graduates Unavailable for Employment” means the graduates who, after graduation, die, become incarcerated, are called to active military duty, are international students that leave the United States or do not have a visa allowing employment in the United States, or are continuing their education in an accredited or bureau-approved postsecondary institution.
- “Graduates Employed in the Field” means graduates who beginning within six months after a student completes the applicable educational program are gainfully employed, whose employment has been reported, and for whom the institution has documented verification of employment. For occupations for which the state requires passing an examination, the six months period begins after the announcement of the examination results for the first examination available after a student completes an applicable educational program.
- “Placement Rate Employed in the Field” is calculated by dividing the number of graduates gainfully employed in the field by the number of graduates available for employment.
- “Number of Graduates Taking Exam” is the number of graduates who took the first available exam in the reported calendar year.
- “First Available Exam Date” is the date for the first available exam after a student completed a program.
- “Passage Rate” is calculated by dividing the number of graduates who passed the exam by the number of graduates who took the reported licensing exam.
- “Number Who Passed First Available Exam” is the number of graduates who took and passed the first available licensing exam after completing the program.
- “Salary” is as reported by graduate or graduate’s employer.
- “No Salary Information Reported” is the number of graduates for whom, after making reasonable attempts, the school was not able to obtain salary information.



## **STUDENT'S RIGHT TO CANCEL**


California Education Code Section 94919 (d), provides that the student has the right to cancel and obtain a refund of charges paid (excluding the registration fee) through attendance at the first class session, or the seventh day after enrollment, whichever is later. In accordance with California Education Code Section 94919(d), the institution's policy is that all new and re-entry students have the right to cancel the enrollment agreement until midnight of the seventh (7) day from the scheduled start date of the first module not including holidays (but does include weekends and in-service days). In accordance with California Education Code Section 94919(b), Students shall notify the school in writing of the cancellation of their enrollment agreement ("Notice of Cancellation"). If the Notice of Cancellation is received by mail, it is effective when deposited in the mail properly addressed with postage prepaid. A student may cancel the enrollment agreement in the event the school cancels the program. All monies paid (with the exception of the registration Fee), will be returned to the student within thirty (30) days after either the school receives the applicant's Notice of Cancellation; or if the school cancels this agreement as described below.

A cancellation determination will be made by the institution for new and re-entry students on or before midnight of the fourteenth (14) consecutive calendar day from the scheduled start date of the first module (for re-entry students, it is the first module in which the student is enrolled upon returning to school), not including school-scheduled holidays and school-scheduled breaks (winter, spring, and summer breaks only) based on the following criteria:

1. Violation of the Student Code of Conduct.
2. Unable to obtain proof of high school graduation or equivalent.
3. Incomplete arrangements to fulfill financial obligations.

All new students whose Last Day of Attendance (LDA) falls on or before midnight of the fourteenth (14) consecutive calendar day from the scheduled start date of the first module, not including school-scheduled breaks (winter, spring, and summer breaks only) and any holidays published in the academic calendar in the catalog, will be assigned the status "Early Withdrawal" (EW). The determination date for "EW" will fall on the 14th absence consecutive calendar day from the student's LDA not including school-scheduled breaks (winter, spring, and summer breaks only) and any school-scheduled holidays, when the "EW" status will be automatically assigned by Electronic Student Database.

**Note:** Cancellations and Early Withdrawals will result in all charges being reversed with the exception of the registration fee which is non-refundable. The registration fee will be returned to all students who cancel their enrollment within three (3) business days from the date the enrollment agreement was signed at the following locations: Bakersfield, Fresno, Gardena, Riverside and Sacramento. In the event where the school cancels the program, any registration fees paid by the student will be refunded.







**SCHOOL PERFORMANCE FACT SHEET**  
**CALENDAR YEARS 2016 & 2017**

**Computer Systems Technician - 34 Weeks**

**On-Time Completion Rates (Graduation Rates)**

*Includes data for the two calendar years prior to reporting.*

Calendar Year	Number of Students Who Began the Program	Students Available for Graduation	Number of On-Time Graduates	On-Time Completion Rate
2016	36	36	5	14%
2017	47	46	23	50%

Student's Initials: \_\_\_\_\_ Date: \_\_\_\_\_

Initial only after you have had sufficient time to read and understand the information.

**Students Completing Within 150% of the Published Program Length**

Calendar Year	Number of Students Who Began the Program	Students Available for Graduation	150% Graduates	150% Completion Rate
2016	36	36	17	47%
2017	47	46	36	78%

Student's Initials: \_\_\_\_\_ Date: \_\_\_\_\_

Initial only after you have had sufficient time to read and understand the information.



**Job Placement Rates (includes data for the two calendar years prior to reporting)**

Calendar Year	Number of Students Who Began Program	Number of Graduates	Graduates Available for Employment	Graduates Employed in the Field	Placement Rate % Employed in the Field
2016	36	N/A*	N/A*	N/A*	N/A*
2017	47	36	35	16	46%

*Note: \* Because of the change in the Bureaus reporting regulations, which became effective on July 14, 2016, this institution was not required to collect the data for its 2016 and prior graduates.*

**You may obtain from the institution a list of the employment positions determined to be in the field for which a student received education and training. A copy of such listing is available in the school catalog posted at <http://www.uei.edu/>**

**Gainfully Employed Categories (includes data for the two calendar years prior to reporting)**

**Part-Time vs. Full-Time Employment**

Calendar Year	Graduates Employed in the Field 20-29 Hours Per Week	Graduates Employed in the Field at Least 30 Hours Per Week	Total Graduates Employed in the Field
2016	N/A*	N/A*	N/A*
2017	3	13	16

**Single Position vs. Concurrent Aggregated Position**

Calendar Year	Graduates Employed in the Field in a Single Position	Graduates Employed in the Field in Concurrent Aggregated Positions	Total Graduates Employed in the Field
2016	N/A*	N/A*	N/A*
2017	16	0	16



**Self-Employed / Freelance Positions**

<b>Calendar Year</b>	<b>Graduates Employed who are Self-Employed or Working Freelance</b>	<b>Total Graduates Employed in the Field</b>
2016	N/A*	N/A*
2017	1	16

**Institutional Employment**

<b>Calendar Year</b>	<b>Graduates Employed in the Field who are Employed by the Institution, an Employer Owned by the Institution, or an Employer who Shares Ownership with the Institution.</b>	<b>Total Graduates Employed in the Field</b>
2016	N/A*	N/A*
2017	1	16

**Student's Initials: \_\_\_\_\_ Date: \_\_\_\_\_**  
**Initial only after you have had sufficient time to read and understand the information.**

**Self-Employed / Freelance Positions**

This program may result in freelance or self-employment.

- The work available to graduates of this program is usually for freelance or self-employment.
- This type of work may not be consistent.
- The period of employment can range from one day to weeks to several months.
- Hours worked in a day or week may be more or less than the traditional 8 hour work day or 40 hour work week.
- You can expect to spend unpaid time expanding your networks, advertising, promoting your services, or honing your skills.
- Once graduates begin to work freelance or are self-employed, they will be asked to provide documentation that they are employed as such so that they may be counted as placed for our job placement records.
- Students initialing this disclosure understand that either a majority or all of this school's graduates are employed in this manner and understand what comprises this work style.

**Student's Initials: \_\_\_\_\_ Date: \_\_\_\_\_**  
**Only initial after you have had sufficient time to read and understand the information.**



**License Examination Passage Rates** *(includes data for the two calendar years prior to reporting)*

Calendar Year	Number of Graduates in Calendar Year	Number of Graduates Taking Exam	Number Who Passed First Available Exam	Number Who Failed First Available Exam	Passage Rate
2016	N/A	N/A	N/A	N/A	N/A
2017	N/A	N/A	N/A	N/A	N/A

No state agency licensure examination is required for the employment of graduates of this program.

**Salary and Wage Information** *(includes data for the two calendar years prior to reporting)*

**Annual salary and wages reported for graduates employed in the field.**

Calendar Year	Graduates Available for Employment	Graduates Employed in Field	\$10,001-\$15,000	\$15,001-\$20,000	\$20,001-\$25,000	\$25,001-\$30,000	\$30,001-\$35,000	\$35,001-\$40,000	\$40,001-\$45,000	\$45,001-\$50,000	\$50,001+	No Salary Information Reported
2016	N/A*	N/A*	N/A*	N/A*	N/A*	N/A*	N/A*	N/A*	N/A*	N/A*	N/A*	N/A*
2017	35	16	2	0	8	0	5	0	1	0	0	0

**A list of sources used to substantiate salary disclosures is available from the school.** The institution verifies graduate employment and salary information through employer verifications or student attestations. Additionally, a student may obtain salary information by visiting the Bureau of Labor Statistics website at: <https://www.bls.gov/>

**Student's Initials: \_\_\_\_\_ Date: \_\_\_\_\_**

**Initial only after you have had sufficient time to read and understand the information.**

**Cost of Educational Program**

Total charges for the program for students completing on-time in 2017: \$19,900. Additional charges may be incurred if the program is not completed on-time.

**Student's Initials: \_\_\_\_\_ Date: \_\_\_\_\_**

**Initial only after you have had sufficient time to read and understand the information.**



**Federal Student Loan Debt**

<b>Most recent three year cohort default rate, as reported by the United State Department of Education.<sup>1</sup></b>	<b>The percentage of enrolled students in 2017 receiving federal student loans to pay for this program.</b>	<b>The average amount of federal student loan debt of 2017 graduates who took out federal student loans at this institution.</b>	<b>The percentage of graduates in 2017 with federal student loans as calculated by the institution.</b>
16.7%	98%	\$8,498	99%

<sup>1</sup>The percentage of students who defaulted on their federal student loans is called the Cohort Default Rate (CDR). It shows the percentage of this school's students who were more than 270 days (9 months) behind on their federal student loans within three years of when the first payment was due. This is the most recent CDR reported by the U.S. Department of Education.

**Student's Initials:** \_\_\_\_\_ **Date:** \_\_\_\_\_

**Initial only after you have had sufficient time to read and understand the information.**

This fact sheet is filed with the Bureau for Private Postsecondary Education. Regardless of any information you may have relating to completion rates, placement rates, starting salaries, or license exam passage rates, this fact sheet contains the information as calculated pursuant to state law.

Any questions a student may have regarding this fact sheet that have not been satisfactorily answered by the institution may be directed to the Bureau for Private Postsecondary Education at 2535 Capitol Oaks Drive, Suite 400, Sacramento, CA 95833, [www.bppe.ca.gov](http://www.bppe.ca.gov), toll-free telephone number (888) 370-7589 or by fax (916) 263-1897.

\_\_\_\_\_  
 Student Name - Print

\_\_\_\_\_  
 Student Signature

\_\_\_\_\_  
 Date

\_\_\_\_\_  
 School Official

\_\_\_\_\_  
 Date



### **Definitions**

- “Number of Students Who Began the Program” means the number of students who began a program who were scheduled to complete the program within 100% of the published program length within the reporting calendar year and excludes all students who cancelled during the cancellation period.
- “Students Available for Graduation” is the number of students who began the program minus the number of students who have died, been incarcerated, or been called to active military duty.
- “Number of On-time Graduates” is the number of students who completed the program within 100% of the published program length within the reporting calendar year.
- “On-time Completion Rate” is the number of on-time graduates divided by the number of students available for graduation.
- “150% Graduates” is the number of students who completed the program within 150% of the program length (includes on-time graduates).
- “150% Completion Rate” is the number of students who completed the program in the reported calendar year within 150% of the published program length, including on-time graduates, divided by the number of students available for graduation.
- “Graduates Available for Employment” means the number of graduates minus the number of graduates unavailable for employment.
- “Graduates Unavailable for Employment” means the graduates who, after graduation, die, become incarcerated, are called to active military duty, are international students that leave the United States or do not have a visa allowing employment in the United States, or are continuing their education in an accredited or bureau-approved postsecondary institution.
- “Graduates Employed in the Field” means graduates who beginning within six months after a student completes the applicable educational program are gainfully employed, whose employment has been reported, and for whom the institution has documented verification of employment. For occupations for which the state requires passing an examination, the six months period begins after the announcement of the examination results for the first examination available after a student completes an applicable educational program.
- “Placement Rate Employed in the Field” is calculated by dividing the number of graduates gainfully employed in the field by the number of graduates available for employment.
- “Number of Graduates Taking Exam” is the number of graduates who took the first available exam in the reported calendar year.
- “First Available Exam Date” is the date for the first available exam after a student completed a program.
- “Passage Rate” is calculated by dividing the number of graduates who passed the exam by the number of graduates who took the reported licensing exam.
- “Number Who Passed First Available Exam” is the number of graduates who took and passed the first available licensing exam after completing the program.
- “Salary” is as reported by graduate or graduate’s employer.
- “No Salary Information Reported” is the number of graduates for whom, after making reasonable attempts, the school was not able to obtain salary information.



## **STUDENT'S RIGHT TO CANCEL**


California Education Code Section 94919 (d), provides that the student has the right to cancel and obtain a refund of charges paid (excluding the registration fee) through attendance at the first class session, or the seventh day after enrollment, whichever is later. In accordance with California Education Code Section 94919(d), the institution's policy is that all new and re-entry students have the right to cancel the enrollment agreement until midnight of the seventh (7) day from the scheduled start date of the first module not including holidays (but does include weekends and in-service days). In accordance with California Education Code Section 94919(b), Students shall notify the school in writing of the cancellation of their enrollment agreement ("Notice of Cancellation"). If the Notice of Cancellation is received by mail, it is effective when deposited in the mail properly addressed with postage prepaid. A student may cancel the enrollment agreement in the event the school cancels the program. All monies paid (with the exception of the registration Fee), will be returned to the student within thirty (30) days after either the school receives the applicant's Notice of Cancellation; or if the school cancels this agreement as described below.

A cancellation determination will be made by the institution for new and re-entry students on or before midnight of the fourteenth (14) consecutive calendar day from the scheduled start date of the first module (for re-entry students, it is the first module in which the student is enrolled upon returning to school), not including school-scheduled holidays and school-scheduled breaks (winter, spring, and summer breaks only) based on the following criteria:

1. Violation of the Student Code of Conduct.
2. Unable to obtain proof of high school graduation or equivalent.
3. Incomplete arrangements to fulfill financial obligations.

All new students whose Last Day of Attendance (LDA) falls on or before midnight of the fourteenth (14) consecutive calendar day from the scheduled start date of the first module, not including school-scheduled breaks (winter, spring, and summer breaks only) and any holidays published in the academic calendar in the catalog, will be assigned the status "Early Withdrawal" (EW). The determination date for "EW" will fall on the 14th absence consecutive calendar day from the student's LDA not including school-scheduled breaks (winter, spring, and summer breaks only) and any school-scheduled holidays, when the "EW" status will be automatically assigned by Electronic Student Database.

**Note:** Cancellations and Early Withdrawals will result in all charges being reversed with the exception of the registration fee which is non-refundable. The registration fee will be returned to all students who cancel their enrollment within three (3) business days from the date the enrollment agreement was signed at the following locations: Bakersfield, Fresno, Gardena, Riverside and Sacramento. In the event where the school cancels the program, any registration fees paid by the student will be refunded.







**SCHOOL PERFORMANCE FACT SHEET**  
**CALENDAR YEARS 2016 & 2017**

**Dental Assistant - 34 Weeks**

**On-Time Completion Rates (Graduation Rates)**

*Includes data for the two calendar years prior to reporting.*

Calendar Year	Number of Students Who Began the Program	Students Available for Graduation	Number of On-Time Graduates	On-Time Completion Rate
2016	116	116	37	32%
2017	121	121	49	40%

Student's Initials: \_\_\_\_\_ Date: \_\_\_\_\_

Initial only after you have had sufficient time to read and understand the information.

**Students Completing Within 150% of the Published Program Length**

Calendar Year	Number of Students Who Began the Program	Students Available for Graduation	150% Graduates	150% Completion Rate
2016	116	116	87	75%
2017	121	121	92	76%

Student's Initials: \_\_\_\_\_ Date: \_\_\_\_\_

Initial only after you have had sufficient time to read and understand the information.



**Job Placement Rates (includes data for the two calendar years prior to reporting)**

Calendar Year	Number of Students Who Began Program	Number of Graduates	Graduates Available for Employment	Graduates Employed in the Field	Placement Rate % Employed in the Field
2016	116	N/A*	N/A*	N/A*	N/A*
2017	121	93	93	37	40%

*Note: \* Because of the change in the Bureaus reporting regulations, which became effective on July 14, 2016, this institution was not required to collect the data for its 2016 and prior graduates.*

**You may obtain from the institution a list of the employment positions determined to be in the field for which a student received education and training. A copy of such listing is available in the school catalog posted at <http://www.uei.edu/>**

**Gainfully Employed Categories (includes data for the two calendar years prior to reporting)**

**Part-Time vs. Full-Time Employment**

Calendar Year	Graduates Employed in the Field 20-29 Hours Per Week	Graduates Employed in the Field at Least 30 Hours Per Week	Total Graduates Employed in the Field
2016	N/A*	N/A*	N/A*
2017	9	28	37

**Single Position vs. Concurrent Aggregated Position**

Calendar Year	Graduates Employed in the Field in a Single Position	Graduates Employed in the Field in Concurrent Aggregated Positions	Total Graduates Employed in the Field
2016	N/A*	N/A*	N/A*
2017	37	0	37



**Self-Employed / Freelance Positions**

<b>Calendar Year</b>	<b>Graduates Employed who are Self-Employed or Working Freelance</b>	<b>Total Graduates Employed in the Field</b>
2016	N/A*	N/A*
2017	0	37

**Institutional Employment**

<b>Calendar Year</b>	<b>Graduates Employed in the Field who are Employed by the Institution, an Employer Owned by the Institution, or an Employer who Shares Ownership with the Institution.</b>	<b>Total Graduates Employed in the Field</b>
2016	N/A*	N/A*
2017	0	37

**Student's Initials: \_\_\_\_\_ Date: \_\_\_\_\_**  
**Initial only after you have had sufficient time to read and understand the information.**

**Self-Employed / Freelance Positions**

This program may result in freelance or self-employment.

- The work available to graduates of this program is usually for freelance or self-employment.
- This type of work may not be consistent.
- The period of employment can range from one day to weeks to several months.
- Hours worked in a day or week may be more or less than the traditional 8 hour work day or 40 hour work week.
- You can expect to spend unpaid time expanding your networks, advertising, promoting your services, or honing your skills.
- Once graduates begin to work freelance or are self-employed, they will be asked to provide documentation that they are employed as such so that they may be counted as placed for our job placement records.
- Students initialing this disclosure understand that either a majority or all of this school's graduates are employed in this manner and understand what comprises this work style.

**Student's Initials: \_\_\_\_\_ Date: \_\_\_\_\_**  
**Only initial after you have had sufficient time to read and understand the information.**



**License Examination Passage Rates** *(includes data for the two calendar years prior to reporting)*

Calendar Year	Number of Graduates in Calendar Year	Number of Graduates Taking Exam	Number Who Passed First Available Exam	Number Who Failed First Available Exam	Passage Rate
2016	N/A	N/A	N/A	N/A	N/A
2017	N/A	N/A	N/A	N/A	N/A

No state agency licensure examination is required for the employment of graduates of this program.

**Salary and Wage Information** *(includes data for the two calendar years prior to reporting)*

**Annual salary and wages reported for graduates employed in the field.**

Calendar Year	Graduates Available for Employment	Graduates Employed in Field	\$10,001-\$15,000	\$15,001-\$20,000	\$20,001-\$25,000	\$25,001-\$30,000	\$30,001-\$35,000	\$35,001-\$40,000	\$40,001-\$45,000	\$45,001-\$50,000	\$50,001+	No Salary Information Reported
2016	N/A*	N/A*	N/A*	N/A*	N/A*	N/A*	N/A*	N/A*	N/A*	N/A*	N/A*	N/A*
2017	93	37	9	0	23	2	1	0	0	0	0	2

A list of sources used to substantiate salary disclosures is available from the school. The institution verifies graduate employment and salary information through employer verifications or student attestations. Additionally, a student may obtain salary information by visiting the Bureau of Labor Statistics website at: <https://www.bls.gov/>

Student's Initials: \_\_\_\_\_ Date: \_\_\_\_\_

Initial only after you have had sufficient time to read and understand the information.

**Cost of Educational Program**

Total charges for the program for students completing on-time in 2017: \$19,900. Additional charges may be incurred if the program is not completed on-time.

Student's Initials: \_\_\_\_\_ Date: \_\_\_\_\_

Initial only after you have had sufficient time to read and understand the information.



**Federal Student Loan Debt**

Most recent three year cohort default rate, as reported by the United State Department of Education. <sup>1</sup>	The percentage of enrolled students in 2017 receiving federal student loans to pay for this program.	The average amount of federal student loan debt of 2017 graduates who took out federal student loans at this institution.	The percentage of graduates in 2017 with federal student loans as calculated by the institution.
16.7%	99%	\$8,498	99%

<sup>1</sup>The percentage of students who defaulted on their federal student loans is called the Cohort Default Rate (CDR). It shows the percentage of this school's students who were more than 270 days (9 months) behind on their federal student loans within three years of when the first payment was due. This is the most recent CDR reported by the U.S. Department of Education.

**Student's Initials:** \_\_\_\_\_ **Date:** \_\_\_\_\_

**Initial only after you have had sufficient time to read and understand the information.**

This fact sheet is filed with the Bureau for Private Postsecondary Education. Regardless of any information you may have relating to completion rates, placement rates, starting salaries, or license exam passage rates, this fact sheet contains the information as calculated pursuant to state law.

Any questions a student may have regarding this fact sheet that have not been satisfactorily answered by the institution may be directed to the Bureau for Private Postsecondary Education at 2535 Capitol Oaks Drive, Suite 400, Sacramento, CA 95833, [www.bppe.ca.gov](http://www.bppe.ca.gov), toll-free telephone number (888) 370-7589 or by fax (916) 263-1897.

\_\_\_\_\_  
 Student Name - Print

\_\_\_\_\_  
 Student Signature

\_\_\_\_\_  
 Date

\_\_\_\_\_  
 School Official

\_\_\_\_\_  
 Date



### **Definitions**

- “Number of Students Who Began the Program” means the number of students who began a program who were scheduled to complete the program within 100% of the published program length within the reporting calendar year and excludes all students who cancelled during the cancellation period.
- “Students Available for Graduation” is the number of students who began the program minus the number of students who have died, been incarcerated, or been called to active military duty.
- “Number of On-time Graduates” is the number of students who completed the program within 100% of the published program length within the reporting calendar year.
- “On-time Completion Rate” is the number of on-time graduates divided by the number of students available for graduation.
- “150% Graduates” is the number of students who completed the program within 150% of the program length (includes on-time graduates).
- “150% Completion Rate” is the number of students who completed the program in the reported calendar year within 150% of the published program length, including on-time graduates, divided by the number of students available for graduation.
- “Graduates Available for Employment” means the number of graduates minus the number of graduates unavailable for employment.
- “Graduates Unavailable for Employment” means the graduates who, after graduation, die, become incarcerated, are called to active military duty, are international students that leave the United States or do not have a visa allowing employment in the United States, or are continuing their education in an accredited or bureau-approved postsecondary institution.
- “Graduates Employed in the Field” means graduates who beginning within six months after a student completes the applicable educational program are gainfully employed, whose employment has been reported, and for whom the institution has documented verification of employment. For occupations for which the state requires passing an examination, the six months period begins after the announcement of the examination results for the first examination available after a student completes an applicable educational program.
- “Placement Rate Employed in the Field” is calculated by dividing the number of graduates gainfully employed in the field by the number of graduates available for employment.
- “Number of Graduates Taking Exam” is the number of graduates who took the first available exam in the reported calendar year.
- “First Available Exam Date” is the date for the first available exam after a student completed a program.
- “Passage Rate” is calculated by dividing the number of graduates who passed the exam by the number of graduates who took the reported licensing exam.
- “Number Who Passed First Available Exam” is the number of graduates who took and passed the first available licensing exam after completing the program.
- “Salary” is as reported by graduate or graduate’s employer.
- “No Salary Information Reported” is the number of graduates for whom, after making reasonable attempts, the school was not able to obtain salary information.



## **STUDENT'S RIGHT TO CANCEL**


California Education Code Section 94919 (d), provides that the student has the right to cancel and obtain a refund of charges paid (excluding the registration fee) through attendance at the first class session, or the seventh day after enrollment, whichever is later. In accordance with California Education Code Section 94919(d), the institution's policy is that all new and re-entry students have the right to cancel the enrollment agreement until midnight of the seventh (7) day from the scheduled start date of the first module not including holidays (but does include weekends and in-service days). In accordance with California Education Code Section 94919(b), Students shall notify the school in writing of the cancellation of their enrollment agreement ("Notice of Cancellation"). If the Notice of Cancellation is received by mail, it is effective when deposited in the mail properly addressed with postage prepaid. A student may cancel the enrollment agreement in the event the school cancels the program. All monies paid (with the exception of the registration Fee), will be returned to the student within thirty (30) days after either the school receives the applicant's Notice of Cancellation; or if the school cancels this agreement as described below.

A cancellation determination will be made by the institution for new and re-entry students on or before midnight of the fourteenth (14) consecutive calendar day from the scheduled start date of the first module (for re-entry students, it is the first module in which the student is enrolled upon returning to school), not including school-scheduled holidays and school-scheduled breaks (winter, spring, and summer breaks only) based on the following criteria:

1. Violation of the Student Code of Conduct.
2. Unable to obtain proof of high school graduation or equivalent.
3. Incomplete arrangements to fulfill financial obligations.

All new students whose Last Day of Attendance (LDA) falls on or before midnight of the fourteenth (14) consecutive calendar day from the scheduled start date of the first module, not including school-scheduled breaks (winter, spring, and summer breaks only) and any holidays published in the academic calendar in the catalog, will be assigned the status "Early Withdrawal" (EW). The determination date for "EW" will fall on the 14th absence consecutive calendar day from the student's LDA not including school-scheduled breaks (winter, spring, and summer breaks only) and any school-scheduled holidays, when the "EW" status will be automatically assigned by Electronic Student Database.

**Note:** Cancellations and Early Withdrawals will result in all charges being reversed with the exception of the registration fee which is non-refundable. The registration fee will be returned to all students who cancel their enrollment within three (3) business days from the date the enrollment agreement was signed at the following locations: Bakersfield, Fresno, Gardena, Riverside and Sacramento. In the event where the school cancels the program, any registration fees paid by the student will be refunded.







**SCHOOL PERFORMANCE FACT SHEET  
CALENDAR YEAR 2016 & 2017**

**Heating, Ventilation and Air Conditioning – 36 Weeks**

**On-Time Completion Rates (Graduation Rates)**

*Includes data for the two calendar years prior to reporting.*

Calendar Year	Number of Students Who Began the Program	Students Available for Graduation	Number of On-Time Graduates	On-Time Completion Rate
2016	0*	0*	0*	0*
2017	0*	0*	0*	0*

Student's Initials: \_\_\_\_\_ Date: \_\_\_\_\_

Initial only after you have had sufficient time to read and understand the information.

**Students Completing Within 150% of the Published Program Length**

Calendar Year	Number of Students Who Began the Program	Students Available for Graduation	150% Graduates	150% Completion Rate
2016	0*	0*	0*	0*
2017	0*	0*	0*	0*

Student's Initials: \_\_\_\_\_ Date: \_\_\_\_\_

Initial only after you have had sufficient time to read and understand the information.



**Job Placement Rates (includes data for the two calendar years prior to reporting)**

Calendar Year	Number of Students Who Began Program	Number of Graduates	Graduates Available for Employment	Graduates Employed in the Field	Placement Rate % Employed in the Field
2016	0*	0*	0*	0*	0*
2017	0*	0*	0*	0*	0*

You may obtain from the institution a list of the employment positions determined to be in the field for which a student received education and training. A copy of such listing is available in the school catalog posted at [http://www.uei.edu/](http://www.uei.edu)

**Gainfully Employed Categories (includes data for the two calendar years prior to reporting)**

**Part-Time vs. Full-Time Employment**

Calendar Year	Graduates Employed in the Field 20-29 Hours Per Week	Graduates Employed in the Field at Least 30 Hours Per Week	Total Graduates Employed in the Field
2016	0*	0*	0*
2017	0*	0*	0*

**Single Position vs. Concurrent Aggregated Position**

Calendar Year	Graduates Employed in the Field in a Single Position	Graduates Employed in the Field in Concurrent Aggregated Positions	Total Graduates Employed in the Field
2016	0*	0*	0*
2017	0*	0*	0*



**Self-Employed / Freelance Positions**

<b>Calendar Year</b>	<b>Graduates Employed who are Self-Employed or Working Freelance</b>	<b>Total Graduates Employed in the Field</b>
2016	0*	0*
2017	0*	0*

**Institutional Employment**

<b>Calendar Year</b>	<b>Graduates Employed in the Field who are Employed by the Institution, an Employer Owned by the Institution, or an Employer who Shares Ownership with the Institution.</b>	<b>Total Graduates Employed in the Field</b>
2016	0*	0*
2017	0*	0*

**Student's Initials: \_\_\_\_\_ Date: \_\_\_\_\_**

**Initial only after you have had sufficient time to read and understand the information.**

**Self-Employed / Freelance Positions**

This program may result in freelance or self-employment.

- The work available to graduates of this program is usually for freelance or self-employment.
- This type of work may not be consistent.
- The period of employment can range from one day to weeks to several months.
- Hours worked in a day or week may be more or less than the traditional 8 hour work day or 40 hour work week.
- You can expect to spend unpaid time expanding your networks, advertising, promoting your services, or honing your skills.
- Once graduates begin to work freelance or are self-employed, they will be asked to provide documentation that they are employed as such so that they may be counted as placed for our job placement records.
- Students initialing this disclosure understand that either a majority or all of this school's graduates are employed in this manner and understand what comprises this work style.

**Student's Initials: \_\_\_\_\_ Date: \_\_\_\_\_**

**Only initial after you have had sufficient time to read and understand the information.**



**License Examination Passage Rates (includes data for the two calendar years prior to reporting)**

Calendar Year	Number of Graduates in Calendar Year	Number of Graduates Taking Exam	Number Who Passed First Available Exam	Number Who Failed First Available Exam	Passage Rate
2016	N/A	N/A	N/A	N/A	N/A
2017	N/A	N/A	N/A	N/A	N/A

No state agency licensure examination is required for the employment of graduates of this program.

**Salary and Wage Information (includes data for the two calendar years prior to reporting)**

**Annual salary and wages reported for graduates employed in the field.**

Calendar Year	Graduates Available for Employment	Graduates Employed in Field	\$10,001-\$15,000	\$15,001-\$20,000	\$20,001-\$25,000	\$25,001-\$30,000	\$30,001-\$35,000	\$35,001-\$40,000	\$40,001-\$45,000	\$45,001-\$50,000	\$50,001+	No Salary Information Reported
2016	N/A*	N/A*	N/A*	N/A*	N/A*	N/A*	N/A*	N/A*	N/A*	N/A*	N/A*	N/A*
2017	N/A*	N/A*	N/A*	N/A*	N/A*	N/A*	N/A*	N/A*	N/A*	N/A*	N/A*	N/A*

**A list of sources used to substantiate salary disclosures is available from the school.** The institution verifies graduate employment and salary information through employer verifications or student attestations. Additionally, a student may obtain salary information by visiting the Bureau of Labor Statistics website at: <https://www.bls.gov/>

**Student's Initials: \_\_\_\_\_ Date: \_\_\_\_\_**

**Initial only after you have had sufficient time to read and understand the information.**

**Cost of Educational Program**

Total charges for the program for students completing on-time in 2017: N/A\*. Additional charges may be incurred if the program is not completed on-time.

**Student's Initials: \_\_\_\_\_ Date: \_\_\_\_\_**

**Initial only after you have had sufficient time to read and understand the information.**

**Federal Student Loan Debt**

Most recent three year cohort default rate, as reported by the United State Department of Education. <sup>1</sup>	The percentage of enrolled students in 2017 receiving federal student loans to pay for this program.	The average amount of federal student loan debt of 2017 graduates who took out federal student loans at this institution.	The percentage of graduates in 2017 with federal student loans as calculated by the institution.
16.7%	N/A*	\$8,498	99%

<sup>1</sup>The percentage of students who defaulted on their federal student loans is called the Cohort Default Rate (CDR). It shows the percentage of this school's students who were more than 270 days (9 months) behind on their federal student loans within three years of when the first payment was due. This is the most recent CDR reported by the U.S. Department of Education.



Student's Initials: \_\_\_\_\_ Date: \_\_\_\_\_

Initial only after you have had sufficient time to read and understand the information.

This fact sheet is filed with the Bureau for Private Postsecondary Education. Regardless of any information you may have relating to completion rates, placement rates, starting salaries, or license exam passage rates, this fact sheet contains the information as calculated pursuant to state law.

Any questions a student may have regarding this fact sheet that have not been satisfactorily answered by the institution may be directed to the Bureau for Private Postsecondary Education at 2535 Capitol Oaks Drive, Suite 400, Sacramento, CA 95833, [www.bppe.ca.gov](http://www.bppe.ca.gov), toll-free telephone number (888) 370-7589 or by fax (916) 263-1897.

\_\_\_\_\_  
Student Name - Print

\_\_\_\_\_  
Student Signature

\_\_\_\_\_  
Date

\_\_\_\_\_  
School Official

\_\_\_\_\_  
Date



\* = This program is new. Therefore, the number of students who graduate, the number of students who are placed, or the starting salary you can earn after finishing the educational program are unknown at this time. Information regarding general salary and placement statistics may be available from government sources or from the institution, but is not equivalent to actual performance data. This program was approved by the Bureau on 12/08/2016. As of 12/01/2020, two full years of data for this program will be available.

### Definitions

- “Number of Students Who Began the Program” means the number of students who began a program who were scheduled to complete the program within 100% of the published program length within the reporting calendar year and excludes all students who cancelled during the cancellation period.
- “Students Available for Graduation” is the number of students who began the program minus the number of students who have died, been incarcerated, or been called to active military duty.
- “Number of On-time Graduates” is the number of students who completed the program within 100% of the published program length within the reporting calendar year.
- “On-time Completion Rate” is the number of on-time graduates divided by the number of students available for graduation.
- “150% Graduates” is the number of students who completed the program within 150% of the program length (includes on-time graduates).
- “150% Completion Rate” is the number of students who completed the program in the reported calendar year within 150% of the published program length, including on-time graduates, divided by the number of students available for graduation.
- “Graduates Available for Employment” means the number of graduates minus the number of graduates unavailable for employment.
- “Graduates Unavailable for Employment” means the graduates who, after graduation, die, become incarcerated, are called to active military duty, are international students that leave the United States or do not have a visa allowing employment in the United States, or are continuing their education in an accredited or bureau-approved postsecondary institution.
- “Graduates Employed in the Field” means graduates who beginning within six months after a student completes the applicable educational program are gainfully employed, whose employment has been reported, and for whom the institution has documented verification of employment. For occupations for which the state requires passing an examination, the six months period begins after the announcement of the examination results for the first examination available after a student completes an applicable educational program.
- “Placement Rate Employed in the Field” is calculated by dividing the number of graduates gainfully employed in the field by the number of graduates available for employment.
- “Number of Graduates Taking Exam” is the number of graduates who took the first available exam in the reported calendar year.
- “First Available Exam Date” is the date for the first available exam after a student completed a program.
- “Passage Rate” is calculated by dividing the number of graduates who passed the exam by the number of graduates who took the reported licensing exam.



- “Number Who Passed First Available Exam” is the number of graduates who took and passed the first available licensing exam after completing the program.
  - “Salary” is as reported by graduate or graduate’s employer.
  - “No Salary Information Reported” is the number of graduates for whom, after making reasonable attempts, the school was not able to obtain salary information.
-



## **STUDENT'S RIGHT TO CANCEL**

California Education Code Section 94919 (d), provides that the student has the right to cancel and obtain a refund of charges paid (excluding the registration fee) through attendance at the first class session, or the seventh day after enrollment, whichever is later. In accordance with California Education Code Section 94919(d), the institution's policy is that all new and re-entry students have the right to cancel the enrollment agreement until midnight of the seventh (7) day from the scheduled start date of the first module not including holidays (but does include weekends and in-service days).

In accordance with California Education Code Section 94919(b), Students shall notify the school in writing of the cancellation of their enrollment agreement ("Notice of Cancellation"). If the Notice of Cancellation is received by mail, it is effective when deposited in the mail properly addressed with postage prepaid. A student may cancel the enrollment agreement in the event the school cancels the program. All monies paid (with the exception of the registration Fee), will be returned to the student within thirty (30) days after either the school receives the applicant's Notice of Cancellation; or if the school cancels this agreement as described below.

A cancellation determination will be made by the institution for new and re-entry students on or before midnight of the fourteenth (14) consecutive calendar day from the scheduled start date of the first module (for re-entry students, it is the first module in which the student is enrolled upon returning to school), not including school-scheduled holidays and school-scheduled breaks (winter, spring, and summer breaks only) based on the following criteria:

1. Violation of the Student Code of Conduct.
2. Unable to obtain proof of high school graduation or equivalent.
3. Incomplete arrangements to fulfill financial obligations.

All new students whose Last Day of Attendance (LDA) falls on or before midnight of the fourteenth (14) consecutive calendar day from the scheduled start date of the first module, not including school-scheduled breaks (winter, spring, and summer breaks only) and any holidays published in the academic calendar in the catalog, will be assigned the status "Early Withdrawal" (EW). The determination date for "EW" will fall on the 14th absence consecutive calendar day from the student's LDA not including school-scheduled breaks (winter, spring, and summer breaks only) and any school-scheduled holidays, when the "EW" status will be automatically assigned by Electronic Student Database.

**Note:** Cancellations and Early Withdrawals will result in all charges being reversed with the exception of the registration fee which is non-refundable. The registration fee will be returned to all students who cancel their enrollment within three (3) business days from the date the enrollment agreement was signed at the following locations: Bakersfield, Fresno, Gardena, Riverside and Sacramento. In the event where the school cancels the program, any registration fees paid by the student will be refunded.





**SCHOOL PERFORMANCE FACT SHEET**  
**CALENDAR YEARS 2016 & 2017**

**Medical Assistant - 34 Weeks**

**On-Time Completion Rates (Graduation Rates)**

*Includes data for the two calendar years prior to reporting.*

Calendar Year	Number of Students Who Began the Program	Students Available for Graduation	Number of On-Time Graduates	On-Time Completion Rate
2016	334	334	131	39%
2017	290	290	108	37%

Student's Initials: \_\_\_\_\_ Date: \_\_\_\_\_

Initial only after you have had sufficient time to read and understand the information.

**Students Completing Within 150% of the Published Program Length**

Calendar Year	Number of Students Who Began the Program	Students Available for Graduation	150% Graduates	150% Completion Rate
2016	334	334	243	73%
2017	290	290	185	63%

Student's Initials: \_\_\_\_\_ Date: \_\_\_\_\_

Initial only after you have had sufficient time to read and understand the information.



**Job Placement Rates (includes data for the two calendar years prior to reporting)**

Calendar Year	Number of Students Who Began Program	Number of Graduates	Graduates Available for Employment	Graduates Employed in the Field	Placement Rate % Employed in the Field
2016	334	N/A*	N/A*	N/A*	N/A*
2017	290	193	190	95	50%

*Note: \* Because of the change in the Bureaus reporting regulations, which became effective on July 14, 2016, this institution was not required to collect the data for its 2016 and prior graduates.*

**You may obtain from the institution a list of the employment positions determined to be in the field for which a student received education and training. A copy of such listing is available in the school catalog posted at [http://www.uei.edu/](http://www.uei.edu)**

**Gainfully Employed Categories (includes data for the two calendar years prior to reporting)**

**Part-Time vs. Full-Time Employment**

Calendar Year	Graduates Employed in the Field 20-29 Hours Per Week	Graduates Employed in the Field at Least 30 Hours Per Week	Total Graduates Employed in the Field
2016	N/A*	N/A*	N/A*
2017	15	80	95

**Single Position vs. Concurrent Aggregated Position**

Calendar Year	Graduates Employed in the Field in a Single Position	Graduates Employed in the Field in Concurrent Aggregated Positions	Total Graduates Employed in the Field
2016	N/A*	N/A*	N/A*
2017	95	0	95



**Self-Employed / Freelance Positions**

<b>Calendar Year</b>	<b>Graduates Employed who are Self-Employed or Working Freelance</b>	<b>Total Graduates Employed in the Field</b>
2016	N/A*	N/A*
2017	0	95

**Institutional Employment**

<b>Calendar Year</b>	<b>Graduates Employed in the Field who are Employed by the Institution, an Employer Owned by the Institution, or an Employer who Shares Ownership with the Institution.</b>	<b>Total Graduates Employed in the Field</b>
2016	N/A*	N/A*
2017	0	95

**Student's Initials: \_\_\_\_\_ Date: \_\_\_\_\_**  
**Initial only after you have had sufficient time to read and understand the information.**

**Self-Employed / Freelance Positions**

This program may result in freelance or self-employment.

- The work available to graduates of this program is usually for freelance or self-employment.
- This type of work may not be consistent.
- The period of employment can range from one day to weeks to several months.
- Hours worked in a day or week may be more or less than the traditional 8 hour work day or 40 hour work week.
- You can expect to spend unpaid time expanding your networks, advertising, promoting your services, or honing your skills.
- Once graduates begin to work freelance or are self-employed, they will be asked to provide documentation that they are employed as such so that they may be counted as placed for our job placement records.
- Students initialing this disclosure understand that either a majority or all of this school's graduates are employed in this manner and understand what comprises this work style.

**Student's Initials: \_\_\_\_\_ Date: \_\_\_\_\_**  
**Only initial after you have had sufficient time to read and understand the information.**



**License Examination Passage Rates** *(includes data for the two calendar years prior to reporting)*

Calendar Year	Number of Graduates in Calendar Year	Number of Graduates Taking Exam	Number Who Passed First Available Exam	Number Who Failed First Available Exam	Passage Rate
2016	N/A	N/A	N/A	N/A	N/A
2017	N/A	N/A	N/A	N/A	N/A

No state agency licensure examination is required for the employment of graduates of this program.

**Salary and Wage Information** *(includes data for the two calendar years prior to reporting)*

**Annual salary and wages reported for graduates employed in the field.**

Calendar Year	Graduates Available for Employment	Graduates Employed in Field	\$10,001-\$15,000	\$15,001-\$20,000	\$20,001-\$25,000	\$25,001-\$30,000	\$30,001-\$35,000	\$35,001-\$40,000	\$40,001-\$45,000	\$45,001-\$50,000	\$50,001+	No Salary Information Reported
2016	N/A*	N/A*	N/A*	N/A*	N/A*	N/A*	N/A*	N/A*	N/A*	N/A*	N/A*	N/A*
2017	190	95	12	3	66	11	1	0	1	0	1	0

A list of sources used to substantiate salary disclosures is available from the school. The institution verifies graduate employment and salary information through employer verifications or student attestations. Additionally, a student may obtain salary information by visiting the Bureau of Labor Statistics website at: <https://www.bls.gov/>

Student's Initials: \_\_\_\_\_ Date: \_\_\_\_\_

Initial only after you have had sufficient time to read and understand the information.

**Cost of Educational Program**

Total charges for the program for students completing on-time in 2017: \$19,900. Additional charges may be incurred if the program is not completed on-time.

Student's Initials: \_\_\_\_\_ Date: \_\_\_\_\_

Initial only after you have had sufficient time to read and understand the information.



**Federal Student Loan Debt**

<b>Most recent three year cohort default rate, as reported by the United State Department of Education.<sup>1</sup></b>	<b>The percentage of enrolled students in 2017 receiving federal student loans to pay for this program.</b>	<b>The average amount of federal student loan debt of 2017 graduates who took out federal student loans at this institution.</b>	<b>The percentage of graduates in 2017 with federal student loans as calculated by the institution.</b>
16.7%	97%	\$8,498	99%

<sup>1</sup>The percentage of students who defaulted on their federal student loans is called the Cohort Default Rate (CDR). It shows the percentage of this school's students who were more than 270 days (9 months) behind on their federal student loans within three years of when the first payment was due. This is the most recent CDR reported by the U.S. Department of Education.

**Student's Initials:** \_\_\_\_\_ **Date:** \_\_\_\_\_

**Initial only after you have had sufficient time to read and understand the information.**

This fact sheet is filed with the Bureau for Private Postsecondary Education. Regardless of any information you may have relating to completion rates, placement rates, starting salaries, or license exam passage rates, this fact sheet contains the information as calculated pursuant to state law.

Any questions a student may have regarding this fact sheet that have not been satisfactorily answered by the institution may be directed to the Bureau for Private Postsecondary Education at 2535 Capitol Oaks Drive, Suite 400, Sacramento, CA 95833, [www.bppe.ca.gov](http://www.bppe.ca.gov), toll-free telephone number (888) 370-7589 or by fax (916) 263-1897.

\_\_\_\_\_  
 Student Name - Print

\_\_\_\_\_  
 Student Signature

\_\_\_\_\_  
 Date

\_\_\_\_\_  
 School Official

\_\_\_\_\_  
 Date



### **Definitions**

- “Number of Students Who Began the Program” means the number of students who began a program who were scheduled to complete the program within 100% of the published program length within the reporting calendar year and excludes all students who cancelled during the cancellation period.
- “Students Available for Graduation” is the number of students who began the program minus the number of students who have died, been incarcerated, or been called to active military duty.
- “Number of On-time Graduates” is the number of students who completed the program within 100% of the published program length within the reporting calendar year.
- “On-time Completion Rate” is the number of on-time graduates divided by the number of students available for graduation.
- “150% Graduates” is the number of students who completed the program within 150% of the program length (includes on-time graduates).
- “150% Completion Rate” is the number of students who completed the program in the reported calendar year within 150% of the published program length, including on-time graduates, divided by the number of students available for graduation.
- “Graduates Available for Employment” means the number of graduates minus the number of graduates unavailable for employment.
- “Graduates Unavailable for Employment” means the graduates who, after graduation, die, become incarcerated, are called to active military duty, are international students that leave the United States or do not have a visa allowing employment in the United States, or are continuing their education in an accredited or bureau-approved postsecondary institution.
- “Graduates Employed in the Field” means graduates who beginning within six months after a student completes the applicable educational program are gainfully employed, whose employment has been reported, and for whom the institution has documented verification of employment. For occupations for which the state requires passing an examination, the six months period begins after the announcement of the examination results for the first examination available after a student completes an applicable educational program.
- “Placement Rate Employed in the Field” is calculated by dividing the number of graduates gainfully employed in the field by the number of graduates available for employment.
- “Number of Graduates Taking Exam” is the number of graduates who took the first available exam in the reported calendar year.
- “First Available Exam Date” is the date for the first available exam after a student completed a program.
- “Passage Rate” is calculated by dividing the number of graduates who passed the exam by the number of graduates who took the reported licensing exam.
- “Number Who Passed First Available Exam” is the number of graduates who took and passed the first available licensing exam after completing the program.
- “Salary” is as reported by graduate or graduate’s employer.
- “No Salary Information Reported” is the number of graduates for whom, after making reasonable attempts, the school was not able to obtain salary information.



## **STUDENT'S RIGHT TO CANCEL**


California Education Code Section 94919 (d), provides that the student has the right to cancel and obtain a refund of charges paid (excluding the registration fee) through attendance at the first class session, or the seventh day after enrollment, whichever is later. In accordance with California Education Code Section 94919(d), the institution's policy is that all new and re-entry students have the right to cancel the enrollment agreement until midnight of the seventh (7) day from the scheduled start date of the first module not including holidays (but does include weekends and in-service days). In accordance with California Education Code Section 94919(b), Students shall notify the school in writing of the cancellation of their enrollment agreement ("Notice of Cancellation"). If the Notice of Cancellation is received by mail, it is effective when deposited in the mail properly addressed with postage prepaid. A student may cancel the enrollment agreement in the event the school cancels the program. All monies paid (with the exception of the registration Fee), will be returned to the student within thirty (30) days after either the school receives the applicant's Notice of Cancellation; or if the school cancels this agreement as described below.

A cancellation determination will be made by the institution for new and re-entry students on or before midnight of the fourteenth (14) consecutive calendar day from the scheduled start date of the first module (for re-entry students, it is the first module in which the student is enrolled upon returning to school), not including school-scheduled holidays and school-scheduled breaks (winter, spring, and summer breaks only) based on the following criteria:

1. Violation of the Student Code of Conduct.
2. Unable to obtain proof of high school graduation or equivalent.
3. Incomplete arrangements to fulfill financial obligations.

All new students whose Last Day of Attendance (LDA) falls on or before midnight of the fourteenth (14) consecutive calendar day from the scheduled start date of the first module, not including school-scheduled breaks (winter, spring, and summer breaks only) and any holidays published in the academic calendar in the catalog, will be assigned the status "Early Withdrawal" (EW). The determination date for "EW" will fall on the 14th absence consecutive calendar day from the student's LDA not including school-scheduled breaks (winter, spring, and summer breaks only) and any school-scheduled holidays, when the "EW" status will be automatically assigned by Electronic Student Database.

**Note:** Cancellations and Early Withdrawals will result in all charges being reversed with the exception of the registration fee which is non-refundable. The registration fee will be returned to all students who cancel their enrollment within three (3) business days from the date the enrollment agreement was signed at the following locations: Bakersfield, Fresno, Gardena, Riverside and Sacramento. In the event where the school cancels the program, any registration fees paid by the student will be refunded.







**SCHOOL PERFORMANCE FACT SHEET**  
**CALENDAR YEARS 2016 & 2017**

**Medical Billing and Insurance Coding - 34 Weeks**

**On-Time Completion Rates (Graduation Rates)**

*Includes data for the two calendar years prior to reporting.*

Calendar Year	Number of Students Who Began the Program	Students Available for Graduation	Number of On-Time Graduates	On-Time Completion Rate
2016	143	143	57	40%
2017	112	112	31	27%

Student's Initials: \_\_\_\_\_ Date: \_\_\_\_\_

Initial only after you have had sufficient time to read and understand the information.

**Students Completing Within 150% of the Published Program Length**

Calendar Year	Number of Students Who Began the Program	Students Available for Graduation	150% Graduates	150% Completion Rate
2016	143	143	109	76%
2017	112	112	73	65%

Student's Initials: \_\_\_\_\_ Date: \_\_\_\_\_

Initial only after you have had sufficient time to read and understand the information.



**Job Placement Rates (includes data for the two calendar years prior to reporting)**

Calendar Year	Number of Students Who Began Program	Number of Graduates	Graduates Available for Employment	Graduates Employed in the Field	Placement Rate % Employed in the Field
2016	143	N/A*	N/A*	N/A*	N/A*
2017	112	75	74	27	36%

*Note: \* Because of the change in the Bureaus reporting regulations, which became effective on July 14, 2016, this institution was not required to collect the data for its 2016 and prior graduates.*

**You may obtain from the institution a list of the employment positions determined to be in the field for which a student received education and training. A copy of such listing is available in the school catalog posted at [http://www.uei.edu/](http://www.uei.edu)**

**Gainfully Employed Categories (includes data for the two calendar years prior to reporting)**

**Part-Time vs. Full-Time Employment**

Calendar Year	Graduates Employed in the Field 20-29 Hours Per Week	Graduates Employed in the Field at Least 30 Hours Per Week	Total Graduates Employed in the Field
2016	N/A*	N/A*	N/A*
2017	6	21	27

**Single Position vs. Concurrent Aggregated Position**

Calendar Year	Graduates Employed in the Field in a Single Position	Graduates Employed in the Field in Concurrent Aggregated Positions	Total Graduates Employed in the Field
2016	N/A*	N/A*	N/A*
2017	27	0	27



**Self-Employed / Freelance Positions**

<b>Calendar Year</b>	<b>Graduates Employed who are Self-Employed or Working Freelance</b>	<b>Total Graduates Employed in the Field</b>
2016	N/A*	N/A*
2017	0	27

**Institutional Employment**

<b>Calendar Year</b>	<b>Graduates Employed in the Field who are Employed by the Institution, an Employer Owned by the Institution, or an Employer who Shares Ownership with the Institution.</b>	<b>Total Graduates Employed in the Field</b>
2016	N/A*	N/A*
2017	0	27

**Student's Initials:** \_\_\_\_\_ **Date:** \_\_\_\_\_  
 Initial only after you have had sufficient time to read and understand the information.

**Self-Employed / Freelance Positions**

This program may result in freelance or self-employment.

- The work available to graduates of this program is usually for freelance or self-employment.
- This type of work may not be consistent.
- The period of employment can range from one day to weeks to several months.
- Hours worked in a day or week may be more or less than the traditional 8 hour work day or 40 hour work week.
- You can expect to spend unpaid time expanding your networks, advertising, promoting your services, or honing your skills.
- Once graduates begin to work freelance or are self-employed, they will be asked to provide documentation that they are employed as such so that they may be counted as placed for our job placement records.
- Students initialing this disclosure understand that either a majority or all of this school's graduates are employed in this manner and understand what comprises this work style.

**Student's Initials:** \_\_\_\_\_ **Date:** \_\_\_\_\_  
 Only initial after you have had sufficient time to read and understand the information.



**License Examination Passage Rates** *(includes data for the two calendar years prior to reporting)*

Calendar Year	Number of Graduates in Calendar Year	Number of Graduates Taking Exam	Number Who Passed First Available Exam	Number Who Failed First Available Exam	Passage Rate
2016	N/A	N/A	N/A	N/A	N/A
2017	N/A	N/A	N/A	N/A	N/A

No state agency licensure examination is required for the employment of graduates of this program.

**Salary and Wage Information** *(includes data for the two calendar years prior to reporting)*

**Annual salary and wages reported for graduates employed in the field.**

Calendar Year	Graduates Available for Employment	Graduates Employed in Field	\$10,001-\$15,000	\$15,001-\$20,000	\$20,001-\$25,000	\$25,001-\$30,000	\$30,001-\$35,000	\$35,001-\$40,000	\$40,001-\$45,000	\$45,001-\$50,000	\$50,001+	No Salary Information Reported
2016	N/A*	N/A*	N/A*	N/A*	N/A*	N/A*	N/A*	N/A*	N/A*	N/A*	N/A*	N/A*
2017	74	27	5	1	17	3	1	0	0	0	0	0

A list of sources used to substantiate salary disclosures is available from the school. The institution verifies graduate employment and salary information through employer verifications or student attestations. Additionally, a student may obtain salary information by visiting the Bureau of Labor Statistics website at: <https://www.bls.gov/>

Student's Initials: \_\_\_\_\_ Date: \_\_\_\_\_

Initial only after you have had sufficient time to read and understand the information.

**Cost of Educational Program**

Total charges for the program for students completing on-time in 2017: \$19,900. Additional charges may be incurred if the program is not completed on-time.

Student's Initials: \_\_\_\_\_ Date: \_\_\_\_\_

Initial only after you have had sufficient time to read and understand the information.



**Federal Student Loan Debt**

<b>Most recent three year cohort default rate, as reported by the United State Department of Education.<sup>1</sup></b>	<b>The percentage of enrolled students in 2017 receiving federal student loans to pay for this program.</b>	<b>The average amount of federal student loan debt of 2017 graduates who took out federal student loans at this institution.</b>	<b>The percentage of graduates in 2017 with federal student loans as calculated by the institution.</b>
16.7%	99%	\$8,498	99%

<sup>1</sup>The percentage of students who defaulted on their federal student loans is called the Cohort Default Rate (CDR). It shows the percentage of this school's students who were more than 270 days (9 months) behind on their federal student loans within three years of when the first payment was due. This is the most recent CDR reported by the U.S. Department of Education.

**Student's Initials:** \_\_\_\_\_ **Date:** \_\_\_\_\_

**Initial only after you have had sufficient time to read and understand the information.**

This fact sheet is filed with the Bureau for Private Postsecondary Education. Regardless of any information you may have relating to completion rates, placement rates, starting salaries, or license exam passage rates, this fact sheet contains the information as calculated pursuant to state law.

Any questions a student may have regarding this fact sheet that have not been satisfactorily answered by the institution may be directed to the Bureau for Private Postsecondary Education at 2535 Capitol Oaks Drive, Suite 400, Sacramento, CA 95833, [www.bppe.ca.gov](http://www.bppe.ca.gov), toll-free telephone number (888) 370-7589 or by fax (916) 263-1897.

\_\_\_\_\_  
 Student Name - Print

\_\_\_\_\_  
 Student Signature

\_\_\_\_\_  
 Date

\_\_\_\_\_  
 School Official

\_\_\_\_\_  
 Date



### **Definitions**

- “Number of Students Who Began the Program” means the number of students who began a program who were scheduled to complete the program within 100% of the published program length within the reporting calendar year and excludes all students who cancelled during the cancellation period.
- “Students Available for Graduation” is the number of students who began the program minus the number of students who have died, been incarcerated, or been called to active military duty.
- “Number of On-time Graduates” is the number of students who completed the program within 100% of the published program length within the reporting calendar year.
- “On-time Completion Rate” is the number of on-time graduates divided by the number of students available for graduation.
- “150% Graduates” is the number of students who completed the program within 150% of the program length (includes on-time graduates).
- “150% Completion Rate” is the number of students who completed the program in the reported calendar year within 150% of the published program length, including on-time graduates, divided by the number of students available for graduation.
- “Graduates Available for Employment” means the number of graduates minus the number of graduates unavailable for employment.
- “Graduates Unavailable for Employment” means the graduates who, after graduation, die, become incarcerated, are called to active military duty, are international students that leave the United States or do not have a visa allowing employment in the United States, or are continuing their education in an accredited or bureau-approved postsecondary institution.
- “Graduates Employed in the Field” means graduates who beginning within six months after a student completes the applicable educational program are gainfully employed, whose employment has been reported, and for whom the institution has documented verification of employment. For occupations for which the state requires passing an examination, the six months period begins after the announcement of the examination results for the first examination available after a student completes an applicable educational program.
- “Placement Rate Employed in the Field” is calculated by dividing the number of graduates gainfully employed in the field by the number of graduates available for employment.
- “Number of Graduates Taking Exam” is the number of graduates who took the first available exam in the reported calendar year.
- “First Available Exam Date” is the date for the first available exam after a student completed a program.
- “Passage Rate” is calculated by dividing the number of graduates who passed the exam by the number of graduates who took the reported licensing exam.
- “Number Who Passed First Available Exam” is the number of graduates who took and passed the first available licensing exam after completing the program.
- “Salary” is as reported by graduate or graduate’s employer.
- “No Salary Information Reported” is the number of graduates for whom, after making reasonable attempts, the school was not able to obtain salary information.



### **STUDENT'S RIGHT TO CANCEL**


California Education Code Section 94919 (d), provides that the student has the right to cancel and obtain a refund of charges paid (excluding the registration fee) through attendance at the first class session, or the seventh day after enrollment, whichever is later. In accordance with California Education Code Section 94919(d), the institution's policy is that all new and re-entry students have the right to cancel the enrollment agreement until midnight of the seventh (7) day from the scheduled start date of the first module not including holidays (but does include weekends and in-service days). In accordance with California Education Code Section 94919(b), Students shall notify the school in writing of the cancellation of their enrollment agreement ("Notice of Cancellation"). If the Notice of Cancellation is received by mail, it is effective when deposited in the mail properly addressed with postage prepaid. A student may cancel the enrollment agreement in the event the school cancels the program. All monies paid (with the exception of the registration Fee), will be returned to the student within thirty (30) days after either the school receives the applicant's Notice of Cancellation; or if the school cancels this agreement as described below.

A cancellation determination will be made by the institution for new and re-entry students on or before midnight of the fourteenth (14) consecutive calendar day from the scheduled start date of the first module (for re-entry students, it is the first module in which the student is enrolled upon returning to school), not including school-scheduled holidays and school-scheduled breaks (winter, spring, and summer breaks only) based on the following criteria:

1. Violation of the Student Code of Conduct.
2. Unable to obtain proof of high school graduation or equivalent.
3. Incomplete arrangements to fulfill financial obligations.

All new students whose Last Day of Attendance (LDA) falls on or before midnight of the fourteenth (14) consecutive calendar day from the scheduled start date of the first module, not including school-scheduled breaks (winter, spring, and summer breaks only) and any holidays published in the academic calendar in the catalog, will be assigned the status "Early Withdrawal" (EW). The determination date for "EW" will fall on the 14th absence consecutive calendar day from the student's LDA not including school-scheduled breaks (winter, spring, and summer breaks only) and any school-scheduled holidays, when the "EW" status will be automatically assigned by Electronic Student Database.

**Note:** Cancellations and Early Withdrawals will result in all charges being reversed with the exception of the registration fee which is non-refundable. The registration fee will be returned to all students who cancel their enrollment within three (3) business days from the date the enrollment agreement was signed at the following locations: Bakersfield, Fresno, Gardena, Riverside and Sacramento. In the event where the school cancels the program, any registration fees paid by the student will be refunded.







**SCHOOL PERFORMANCE FACT SHEET**  
**CALENDAR YEARS 2016 & 2017**

**Pharmacy Technician - 34 Weeks**

**On-Time Completion Rates (Graduation Rates)**

*Includes data for the two calendar years prior to reporting.*

Calendar Year	Number of Students Who Began the Program	Students Available for Graduation	Number of On-Time Graduates	On-Time Completion Rate
2016	83	83	27	33%
2017	68	68	18	26%

Student's Initials: \_\_\_\_\_ Date: \_\_\_\_\_

Initial only after you have had sufficient time to read and understand the information.

**Students Completing Within 150% of the Published Program Length**

Calendar Year	Number of Students Who Began the Program	Students Available for Graduation	150% Graduates	150% Completion Rate
2016	83	83	59	71%
2017	68	68	51	75%

Student's Initials: \_\_\_\_\_ Date: \_\_\_\_\_

Initial only after you have had sufficient time to read and understand the information.



**Job Placement Rates (includes data for the two calendar years prior to reporting)**

Calendar Year	Number of Students Who Began Program	Number of Graduates	Graduates Available for Employment	Graduates Employed in the Field	Placement Rate % Employed in the Field
2016	83	N/A*	N/A*	N/A*	N/A*
2017	68	53	52	20	38%

*Note: \* Because of the change in the Bureaus reporting regulations, which became effective on July 14, 2016, this institution was not required to collect the data for its 2016 and prior graduates.*

**You may obtain from the institution a list of the employment positions determined to be in the field for which a student received education and training. A copy of such listing is available in the school catalog posted at <http://www.uei.edu/>**

**Gainfully Employed Categories (includes data for the two calendar years prior to reporting)**

**Part-Time vs. Full-Time Employment**

Calendar Year	Graduates Employed in the Field 20-29 Hours Per Week	Graduates Employed in the Field at Least 30 Hours Per Week	Total Graduates Employed in the Field
2016	N/A*	N/A*	N/A*
2017	13	7	20

**Single Position vs. Concurrent Aggregated Position**

Calendar Year	Graduates Employed in the Field in a Single Position	Graduates Employed in the Field in Concurrent Aggregated Positions	Total Graduates Employed in the Field
2016	N/A*	N/A*	N/A*
2017	20	0	20



**Self-Employed / Freelance Positions**

<b>Calendar Year</b>	<b>Graduates Employed who are Self-Employed or Working Freelance</b>	<b>Total Graduates Employed in the Field</b>
2016	N/A*	N/A*
2017	0	20

**Institutional Employment**

<b>Calendar Year</b>	<b>Graduates Employed in the Field who are Employed by the Institution, an Employer Owned by the Institution, or an Employer who Shares Ownership with the Institution.</b>	<b>Total Graduates Employed in the Field</b>
2016	N/A*	N/A*
2017	0	20

**Student's Initials: \_\_\_\_\_ Date: \_\_\_\_\_**  
**Initial only after you have had sufficient time to read and understand the information.**

**Self-Employed / Freelance Positions**

This program may result in freelance or self-employment.

- The work available to graduates of this program is usually for freelance or self-employment.
- This type of work may not be consistent.
- The period of employment can range from one day to weeks to several months.
- Hours worked in a day or week may be more or less than the traditional 8 hour work day or 40 hour work week.
- You can expect to spend unpaid time expanding your networks, advertising, promoting your services, or honing your skills.
- Once graduates begin to work freelance or are self-employed, they will be asked to provide documentation that they are employed as such so that they may be counted as placed for our job placement records.
- Students initialing this disclosure understand that either a majority or all of this school's graduates are employed in this manner and understand what comprises this work style.

**Student's Initials: \_\_\_\_\_ Date: \_\_\_\_\_**  
**Only initial after you have had sufficient time to read and understand the information.**



**License Examination Passage Rates** *(includes data for the two calendar years prior to reporting)*

Calendar Year	Number of Graduates in Calendar Year	Number of Graduates Taking Exam	Number Who Passed First Available Exam	Number Who Failed First Available Exam	Passage Rate
2016	N/A	N/A	N/A	N/A	N/A
2017	N/A	N/A	N/A	N/A	N/A

No state agency licensure examination is required for the employment of graduates of this program.

**Salary and Wage Information** *(includes data for the two calendar years prior to reporting)*

**Annual salary and wages reported for graduates employed in the field.**

Calendar Year	Graduates Available for Employment	Graduates Employed in Field	\$10,001-\$15,000	\$15,001-\$20,000	\$20,001-\$25,000	\$25,001-\$30,000	\$30,001-\$35,000	\$35,001-\$40,000	\$40,001-\$45,000	\$45,001-\$50,000	\$50,001+	No Salary Information Reported
2016	N/A*	N/A*	N/A*	N/A*	N/A*	N/A*	N/A*	N/A*	N/A*	N/A*	N/A*	N/A*
2017	52	20	6	7	5	2	0	0	0	0	0	0

A list of sources used to substantiate salary disclosures is available from the school. The institution verifies graduate employment and salary information through employer verifications or student attestations. Additionally, a student may obtain salary information by visiting the Bureau of Labor Statistics website at: <https://www.bls.gov/>

Student's Initials: \_\_\_\_\_ Date: \_\_\_\_\_

Initial only after you have had sufficient time to read and understand the information.

**Cost of Educational Program**

Total charges for the program for students completing on-time in 2017: \$19,900. Additional charges may be incurred if the program is not completed on-time.

Student's Initials: \_\_\_\_\_ Date: \_\_\_\_\_

Initial only after you have had sufficient time to read and understand the information.



**Federal Student Loan Debt**

Most recent three year cohort default rate, as reported by the United State Department of Education. <sup>1</sup>	The percentage of enrolled students in 2017 receiving federal student loans to pay for this program.	The average amount of federal student loan debt of 2017 graduates who took out federal student loans at this institution.	The percentage of graduates in 2017 with federal student loans as calculated by the institution.
16.7%	99%	\$8,498	99%

<sup>1</sup>The percentage of students who defaulted on their federal student loans is called the Cohort Default Rate (CDR). It shows the percentage of this school's students who were more than 270 days (9 months) behind on their federal student loans within three years of when the first payment was due. This is the most recent CDR reported by the U.S. Department of Education.

**Student's Initials:** \_\_\_\_\_ **Date:** \_\_\_\_\_

**Initial only after you have had sufficient time to read and understand the information.**

This fact sheet is filed with the Bureau for Private Postsecondary Education. Regardless of any information you may have relating to completion rates, placement rates, starting salaries, or license exam passage rates, this fact sheet contains the information as calculated pursuant to state law.

Any questions a student may have regarding this fact sheet that have not been satisfactorily answered by the institution may be directed to the Bureau for Private Postsecondary Education at 2535 Capitol Oaks Drive, Suite 400, Sacramento, CA 95833, [www.bppe.ca.gov](http://www.bppe.ca.gov), toll-free telephone number (888) 370-7589 or by fax (916) 263-1897.

\_\_\_\_\_  
 Student Name - Print

\_\_\_\_\_  
 Student Signature

\_\_\_\_\_  
 Date

\_\_\_\_\_  
 School Official

\_\_\_\_\_  
 Date



### **Definitions**

- “Number of Students Who Began the Program” means the number of students who began a program who were scheduled to complete the program within 100% of the published program length within the reporting calendar year and excludes all students who cancelled during the cancellation period.
- “Students Available for Graduation” is the number of students who began the program minus the number of students who have died, been incarcerated, or been called to active military duty.
- “Number of On-time Graduates” is the number of students who completed the program within 100% of the published program length within the reporting calendar year.
- “On-time Completion Rate” is the number of on-time graduates divided by the number of students available for graduation.
- “150% Graduates” is the number of students who completed the program within 150% of the program length (includes on-time graduates).
- “150% Completion Rate” is the number of students who completed the program in the reported calendar year within 150% of the published program length, including on-time graduates, divided by the number of students available for graduation.
- “Graduates Available for Employment” means the number of graduates minus the number of graduates unavailable for employment.
- “Graduates Unavailable for Employment” means the graduates who, after graduation, die, become incarcerated, are called to active military duty, are international students that leave the United States or do not have a visa allowing employment in the United States, or are continuing their education in an accredited or bureau-approved postsecondary institution.
- “Graduates Employed in the Field” means graduates who beginning within six months after a student completes the applicable educational program are gainfully employed, whose employment has been reported, and for whom the institution has documented verification of employment. For occupations for which the state requires passing an examination, the six months period begins after the announcement of the examination results for the first examination available after a student completes an applicable educational program.
- “Placement Rate Employed in the Field” is calculated by dividing the number of graduates gainfully employed in the field by the number of graduates available for employment.
- “Number of Graduates Taking Exam” is the number of graduates who took the first available exam in the reported calendar year.
- “First Available Exam Date” is the date for the first available exam after a student completed a program.
- “Passage Rate” is calculated by dividing the number of graduates who passed the exam by the number of graduates who took the reported licensing exam.
- “Number Who Passed First Available Exam” is the number of graduates who took and passed the first available licensing exam after completing the program.
- “Salary” is as reported by graduate or graduate’s employer.
- “No Salary Information Reported” is the number of graduates for whom, after making reasonable attempts, the school was not able to obtain salary information.



## **STUDENT'S RIGHT TO CANCEL**


California Education Code Section 94919 (d), provides that the student has the right to cancel and obtain a refund of charges paid (excluding the registration fee) through attendance at the first class session, or the seventh day after enrollment, whichever is later. In accordance with California Education Code Section 94919(d), the institution's policy is that all new and re-entry students have the right to cancel the enrollment agreement until midnight of the seventh (7) day from the scheduled start date of the first module not including holidays (but does include weekends and in-service days). In accordance with California Education Code Section 94919(b), Students shall notify the school in writing of the cancellation of their enrollment agreement ("Notice of Cancellation"). If the Notice of Cancellation is received by mail, it is effective when deposited in the mail properly addressed with postage prepaid. A student may cancel the enrollment agreement in the event the school cancels the program. All monies paid (with the exception of the registration Fee), will be returned to the student within thirty (30) days after either the school receives the applicant's Notice of Cancellation; or if the school cancels this agreement as described below.

A cancellation determination will be made by the institution for new and re-entry students on or before midnight of the fourteenth (14) consecutive calendar day from the scheduled start date of the first module (for re-entry students, it is the first module in which the student is enrolled upon returning to school), not including school-scheduled holidays and school-scheduled breaks (winter, spring, and summer breaks only) based on the following criteria:

1. Violation of the Student Code of Conduct.
2. Unable to obtain proof of high school graduation or equivalent.
3. Incomplete arrangements to fulfill financial obligations.

All new students whose Last Day of Attendance (LDA) falls on or before midnight of the fourteenth (14) consecutive calendar day from the scheduled start date of the first module, not including school-scheduled breaks (winter, spring, and summer breaks only) and any holidays published in the academic calendar in the catalog, will be assigned the status "Early Withdrawal" (EW). The determination date for "EW" will fall on the 14th absence consecutive calendar day from the student's LDA not including school-scheduled breaks (winter, spring, and summer breaks only) and any school-scheduled holidays, when the "EW" status will be automatically assigned by Electronic Student Database.

**Note:** Cancellations and Early Withdrawals will result in all charges being reversed with the exception of the registration fee which is non-refundable. The registration fee will be returned to all students who cancel their enrollment within three (3) business days from the date the enrollment agreement was signed at the following locations: Bakersfield, Fresno, Gardena, Riverside and Sacramento. In the event where the school cancels the program, any registration fees paid by the student will be refunded.







**SCHOOL PERFORMANCE FACT SHEET  
CALENDAR YEAR 2016 & 2017**

**Heating, Ventilation and Air Conditioning – 36 Weeks**

**On-Time Completion Rates (Graduation Rates)**

*Includes data for the two calendar years prior to reporting.*

Calendar Year	Number of Students Who Began the Program	Students Available for Graduation	Number of On-Time Graduates	On-Time Completion Rate
2016	0*	0*	0*	0*
2017	0*	0*	0*	0*

Student's Initials: \_\_\_\_\_ Date: \_\_\_\_\_

Initial only after you have had sufficient time to read and understand the information.

**Students Completing Within 150% of the Published Program Length**

Calendar Year	Number of Students Who Began the Program	Students Available for Graduation	150% Graduates	150% Completion Rate
2016	0*	0*	0*	0*
2017	0*	0*	0*	0*

Student's Initials: \_\_\_\_\_ Date: \_\_\_\_\_

Initial only after you have had sufficient time to read and understand the information.



**Job Placement Rates (includes data for the two calendar years prior to reporting)**

Calendar Year	Number of Students Who Began Program	Number of Graduates	Graduates Available for Employment	Graduates Employed in the Field	Placement Rate % Employed in the Field
2016	0*	0*	0*	0*	0*
2017	0*	0*	0*	0*	0*

You may obtain from the institution a list of the employment positions determined to be in the field for which a student received education and training. A copy of such listing is available in the school catalog posted at [http://www.uei.edu/](http://www.uei.edu)

**Gainfully Employed Categories (includes data for the two calendar years prior to reporting)**

**Part-Time vs. Full-Time Employment**

Calendar Year	Graduates Employed in the Field 20-29 Hours Per Week	Graduates Employed in the Field at Least 30 Hours Per Week	Total Graduates Employed in the Field
2016	0*	0*	0*
2017	0*	0*	0*

**Single Position vs. Concurrent Aggregated Position**

Calendar Year	Graduates Employed in the Field in a Single Position	Graduates Employed in the Field in Concurrent Aggregated Positions	Total Graduates Employed in the Field
2016	0*	0*	0*
2017	0*	0*	0*



**Self-Employed / Freelance Positions**

Calendar Year	Graduates Employed who are Self-Employed or Working Freelance	Total Graduates Employed in the Field
2016	0*	0*
2017	0*	0*

**Institutional Employment**

Calendar Year	Graduates Employed in the Field who are Employed by the Institution, an Employer Owned by the Institution, or an Employer who Shares Ownership with the Institution.	Total Graduates Employed in the Field
2016	0*	0*
2017	0*	0*

**Student's Initials: \_\_\_\_\_ Date: \_\_\_\_\_**

**Initial only after you have had sufficient time to read and understand the information.**

**Self-Employed / Freelance Positions**

This program may result in freelance or self-employment.

- The work available to graduates of this program is usually for freelance or self-employment.
- This type of work may not be consistent.
- The period of employment can range from one day to weeks to several months.
- Hours worked in a day or week may be more or less than the traditional 8 hour work day or 40 hour work week.
- You can expect to spend unpaid time expanding your networks, advertising, promoting your services, or honing your skills.
- Once graduates begin to work freelance or are self-employed, they will be asked to provide documentation that they are employed as such so that they may be counted as placed for our job placement records.
- Students initialing this disclosure understand that either a majority or all of this school's graduates are employed in this manner and understand what comprises this work style.

**Student's Initials: \_\_\_\_\_ Date: \_\_\_\_\_**

**Only initial after you have had sufficient time to read and understand the information.**



**License Examination Passage Rates** *(includes data for the two calendar years prior to reporting)*

Calendar Year	Number of Graduates in Calendar Year	Number of Graduates Taking Exam	Number Who Passed First Available Exam	Number Who Failed First Available Exam	Passage Rate
2016	N/A	N/A	N/A	N/A	N/A
2017	N/A	N/A	N/A	N/A	N/A

No state agency licensure examination is required for the employment of graduates of this program.

**Salary and Wage Information** *(includes data for the two calendar years prior to reporting)*

**Annual salary and wages reported for graduates employed in the field.**

Calendar Year	Graduates Available for Employment	Graduates Employed in Field	\$10,001-\$15,000	\$15,001-\$20,000	\$20,001-\$25,000	\$25,001-\$30,000	\$30,001-\$35,000	\$35,001-\$40,000	\$40,001-\$45,000	\$45,001-\$50,000	\$50,001+	No Salary Information Reported
2016	N/A*	N/A*	N/A*	N/A*	N/A*	N/A*	N/A*	N/A*	N/A*	N/A*	N/A*	N/A*
2017	N/A*	N/A*	N/A*	N/A*	N/A*	N/A*	N/A*	N/A*	N/A*	N/A*	N/A*	N/A*

**A list of sources used to substantiate salary disclosures is available from the school.** The institution verifies graduate employment and salary information through employer verifications or student attestations. Additionally, a student may obtain salary information by visiting the Bureau of Labor Statistics website at: <https://www.bls.gov/>

**Student's Initials: \_\_\_\_\_ Date: \_\_\_\_\_**

**Initial only after you have had sufficient time to read and understand the information.**

**Cost of Educational Program**

Total charges for the program for students completing on-time in 2017: N/A\*. Additional charges may be incurred if the program is not completed on-time.

**Student's Initials: \_\_\_\_\_ Date: \_\_\_\_\_**

**Initial only after you have had sufficient time to read and understand the information.**

**Federal Student Loan Debt**

Most recent three year cohort default rate, as reported by the United State Department of Education. <sup>1</sup>	The percentage of enrolled students in 2017 receiving federal student loans to pay for this program.	The average amount of federal student loan debt of 2017 graduates who took out federal student loans at this institution.	The percentage of graduates in 2017 with federal student loans as calculated by the institution.
16.7%	N/A*	\$8,706	98%

<sup>1</sup>The percentage of students who defaulted on their federal student loans is called the Cohort Default Rate (CDR). It shows the percentage of this school's students who were more than 270 days (9 months) behind on their federal student loans within three years of when the first payment was due. This is the most recent CDR reported by the U.S. Department of Education.



Student's Initials: \_\_\_\_\_ Date: \_\_\_\_\_

Initial only after you have had sufficient time to read and understand the information.

This fact sheet is filed with the Bureau for Private Postsecondary Education. Regardless of any information you may have relating to completion rates, placement rates, starting salaries, or license exam passage rates, this fact sheet contains the information as calculated pursuant to state law.

Any questions a student may have regarding this fact sheet that have not been satisfactorily answered by the institution may be directed to the Bureau for Private Postsecondary Education at 2535 Capitol Oaks Drive, Suite 400, Sacramento, CA 95833, [www.bppe.ca.gov](http://www.bppe.ca.gov), toll-free telephone number (888) 370-7589 or by fax (916) 263-1897.

\_\_\_\_\_  
Student Name - Print

\_\_\_\_\_  
Student Signature

\_\_\_\_\_  
Date

\_\_\_\_\_  
School Official

\_\_\_\_\_  
Date



\* = This program is new. Therefore, the number of students who graduate, the number of students who are placed, or the starting salary you can earn after finishing the educational program are unknown at this time. Information regarding general salary and placement statistics may be available from government sources or from the institution, but is not equivalent to actual performance data. This program was approved by the Bureau on 12/08/2016. As of 12/01/2020, two full years of data for this program will be available.

### **Definitions**

- “Number of Students Who Began the Program” means the number of students who began a program who were scheduled to complete the program within 100% of the published program length within the reporting calendar year and excludes all students who cancelled during the cancellation period.
- “Students Available for Graduation” is the number of students who began the program minus the number of students who have died, been incarcerated, or been called to active military duty.
- “Number of On-time Graduates” is the number of students who completed the program within 100% of the published program length within the reporting calendar year.
- “On-time Completion Rate” is the number of on-time graduates divided by the number of students available for graduation.
- “150% Graduates” is the number of students who completed the program within 150% of the program length (includes on-time graduates).
- “150% Completion Rate” is the number of students who completed the program in the reported calendar year within 150% of the published program length, including on-time graduates, divided by the number of students available for graduation.
- “Graduates Available for Employment” means the number of graduates minus the number of graduates unavailable for employment.
- “Graduates Unavailable for Employment” means the graduates who, after graduation, die, become incarcerated, are called to active military duty, are international students that leave the United States or do not have a visa allowing employment in the United States, or are continuing their education in an accredited or bureau-approved postsecondary institution.
- “Graduates Employed in the Field” means graduates who beginning within six months after a student completes the applicable educational program are gainfully employed, whose employment has been reported, and for whom the institution has documented verification of employment. For occupations for which the state requires passing an examination, the six months period begins after the announcement of the examination results for the first examination available after a student completes an applicable educational program.
- “Placement Rate Employed in the Field” is calculated by dividing the number of graduates gainfully employed in the field by the number of graduates available for employment.
- “Number of Graduates Taking Exam” is the number of graduates who took the first available exam in the reported calendar year.
- “First Available Exam Date” is the date for the first available exam after a student completed a program.
- “Passage Rate” is calculated by dividing the number of graduates who passed the exam by the number of graduates who took the reported licensing exam.



- “Number Who Passed First Available Exam” is the number of graduates who took and passed the first available licensing exam after completing the program.
  - “Salary” is as reported by graduate or graduate’s employer.
  - “No Salary Information Reported” is the number of graduates for whom, after making reasonable attempts, the school was not able to obtain salary information.
-



## **STUDENT'S RIGHT TO CANCEL**

California Education Code Section 94919 (d), provides that the student has the right to cancel and obtain a refund of charges paid (excluding the registration fee) through attendance at the first class session, or the seventh day after enrollment, whichever is later. In accordance with California Education Code Section 94919(d), the institution's policy is that all new and re-entry students have the right to cancel the enrollment agreement until midnight of the seventh (7) day from the scheduled start date of the first module not including holidays (but does include weekends and in-service days).

In accordance with California Education Code Section 94919(b), Students shall notify the school in writing of the cancellation of their enrollment agreement ("Notice of Cancellation"). If the Notice of Cancellation is received by mail, it is effective when deposited in the mail properly addressed with postage prepaid. A student may cancel the enrollment agreement in the event the school cancels the program. All monies paid (with the exception of the registration Fee), will be returned to the student within thirty (30) days after either the school receives the applicant's Notice of Cancellation; or if the school cancels this agreement as described below.

A cancellation determination will be made by the institution for new and re-entry students on or before midnight of the fourteenth (14) consecutive calendar day from the scheduled start date of the first module (for re-entry students, it is the first module in which the student is enrolled upon returning to school), not including school-scheduled holidays and school-scheduled breaks (winter, spring, and summer breaks only) based on the following criteria:

1. Violation of the Student Code of Conduct.
2. Unable to obtain proof of high school graduation or equivalent.
3. Incomplete arrangements to fulfill financial obligations.

All new students whose Last Day of Attendance (LDA) falls on or before midnight of the fourteenth (14) consecutive calendar day from the scheduled start date of the first module, not including school-scheduled breaks (winter, spring, and summer breaks only) and any holidays published in the academic calendar in the catalog, will be assigned the status "Early Withdrawal" (EW). The determination date for "EW" will fall on the 14th absence consecutive calendar day from the student's LDA not including school-scheduled breaks (winter, spring, and summer breaks only) and any school-scheduled holidays, when the "EW" status will be automatically assigned by Electronic Student Database.

**Note:** Cancellations and Early Withdrawals will result in all charges being reversed with the exception of the registration fee which is non-refundable. The registration fee will be returned to all students who cancel their enrollment within three (3) business days from the date the enrollment agreement was signed at the following locations: Bakersfield, Fresno, Gardena, Riverside and Sacramento. In the event where the school cancels the program, any registration fees paid by the student will be refunded.





**SCHOOL PERFORMANCE FACT SHEET  
CALENDAR YEARS 2016 & 2017**

**Business Office Administration - 34 Weeks**

**On-Time Completion Rates (Graduation Rates)**

*Includes data for the two calendar years prior to reporting.*

Calendar Year	Number of Students Who Began the Program	Students Available for Graduation	Number of On-Time Graduates	On-Time Completion Rate
2016	134	134	12	9%
2017	124	124	17	13%

Student's Initials: \_\_\_\_\_ Date: \_\_\_\_\_

Initial only after you have had sufficient time to read and understand the information.

**Students Completing Within 150% of the Published Program Length**

Calendar Year	Number of Students Who Began the Program	Students Available for Graduation	150% Graduates	150% Completion Rate
2016	134	134	63	47%
2017	124	124	51	41%

Student's Initials: \_\_\_\_\_ Date: \_\_\_\_\_

Initial only after you have had sufficient time to read and understand the information.



**Job Placement Rates (includes data for the two calendar years prior to reporting)**

Calendar Year	Number of Students Who Began Program	Number of Graduates	Graduates Available for Employment	Graduates Employed in the Field	Placement Rate % Employed in the Field
2016	134	N/A*	N/A*	N/A*	N/A*
2017	124	61	60	28	47%

Note: \* Because of the change in the Bureaus reporting regulations, which became effective on July 14, 2016, this institution was not required to collect the data for its 2016 and prior graduates.

You may obtain from the institution a list of the employment positions determined to be in the field for which a student received education and training. A copy of such listing is available in the school catalog posted at <http://www.uei.edu/>

**Gainfully Employed Categories (includes data for the two calendar years prior to reporting)**

**Part-Time vs. Full-Time Employment**

Calendar Year	Graduates Employed in the Field 20-29 Hours Per Week	Graduates Employed in the Field at Least 30 Hours Per Week	Total Graduates Employed in the Field
2016	N/A*	N/A*	N/A*
2017	4	24	28

**Single Position vs. Concurrent Aggregated Position**

Calendar Year	Graduates Employed in the Field in a Single Position	Graduates Employed in the Field in Concurrent Aggregated Positions	Total Graduates Employed in the Field
2016	N/A*	N/A*	N/A*
2017	28	0	28



**Self-Employed / Freelance Positions**

Calendar Year	Graduates Employed who are Self-Employed or Working Freelance	Total Graduates Employed in the Field
2016	N/A*	N/A*
2017	0	28

**Institutional Employment**

Calendar Year	Graduates Employed in the Field who are Employed by the Institution, an Employer Owned by the Institution, or an Employer who Shares Ownership with the Institution.	Total Graduates Employed in the Field
2016	N/A*	N/A*
2017	0	28

Student's Initials: \_\_\_\_\_ Date: \_\_\_\_\_

Initial only after you have had sufficient time to read and understand the information.

**Self-Employed / Freelance Positions**

This program may result in freelance or self-employment.

- The work available to graduates of this program is usually for freelance or self-employment.
- This type of work may not be consistent.
- The period of employment can range from one day to weeks to several months.
- Hours worked in a day or week may be more or less than the traditional 8 hour work day or 40 hour work week.
- You can expect to spend unpaid time expanding your networks, advertising, promoting your services, or honing your skills.
- Once graduates begin to work freelance or are self-employed, they will be asked to provide documentation that they are employed as such so that they may be counted as placed for our job placement records.
- Students initialing this disclosure understand that either a majority or all of this school's graduates are employed in this manner and understand what comprises this work style.

Student's Initials: \_\_\_\_\_ Date: \_\_\_\_\_

Only initial after you have had sufficient time to read and understand the information.



**License Examination Passage Rates** *(includes data for the two calendar years prior to reporting)*

Calendar Year	Number of Graduates in Calendar Year	Number of Graduates Taking Exam	Number Who Passed First Available Exam	Number Who Failed First Available Exam	Passage Rate
2016	N/A	N/A	N/A	N/A	N/A
2017	N/A	N/A	N/A	N/A	N/A

No state agency licensure examination is required for the employment of graduates of this program.

**Salary and Wage Information** *(includes data for the two calendar years prior to reporting)*

**Annual salary and wages reported for graduates employed in the field.**

Calendar Year	Graduates Available for Employment	Graduates Employed in Field	\$10,001-\$15,000	\$15,001-\$20,000	\$20,001-\$25,000	\$25,001-\$30,000	\$30,001-\$35,000	\$35,001-\$40,000	\$40,001-\$45,000	\$45,001-\$50,000	\$50,001+	No Salary Information Reported
2016	N/A*	N/A*	N/A*	N/A*	N/A*	N/A*	N/A*	N/A*	N/A*	N/A*	N/A*	N/A*
2017	60	28	2	0	15	3	4	0	1	0	0	3

**A list of sources used to substantiate salary disclosures is available from the school.** The institution verifies graduate employment and salary information through employer verifications or student attestations. Additionally, a student may obtain salary information by visiting the Bureau of Labor Statistics website at: <https://www.bls.gov/>

**Student's Initials: \_\_\_\_\_ Date: \_\_\_\_\_**

**Initial only after you have had sufficient time to read and understand the information.**

**Cost of Educational Program**

Total charges for the program for students completing on-time in 2017: \$19,900. Additional charges may be incurred if the program is not completed on-time.

**Student's Initials: \_\_\_\_\_ Date: \_\_\_\_\_**

**Initial only after you have had sufficient time to read and understand the information.**



**Federal Student Loan Debt**

Most recent three year cohort default rate, as reported by the United State Department of Education. <sup>1</sup>	The percentage of enrolled students in 2017 receiving federal student loans to pay for this program.	The average amount of federal student loan debt of 2017 graduates who took out federal student loans at this institution.	The percentage of graduates in 2017 with federal student loans as calculated by the institution.
16.7%	97%	\$8,706	98%

<sup>1</sup>The percentage of students who defaulted on their federal student loans is called the Cohort Default Rate (CDR). It shows the percentage of this school's students who were more than 270 days (9 months) behind on their federal student loans within three years of when the first payment was due. This is the most recent CDR reported by the U.S. Department of Education.

**Student's Initials:** \_\_\_\_\_ **Date:** \_\_\_\_\_

**Initial only after you have had sufficient time to read and understand the information.**

This fact sheet is filed with the Bureau for Private Postsecondary Education. Regardless of any information you may have relating to completion rates, placement rates, starting salaries, or license exam passage rates, this fact sheet contains the information as calculated pursuant to state law.

Any questions a student may have regarding this fact sheet that have not been satisfactorily answered by the institution may be directed to the Bureau for Private Postsecondary Education at 2535 Capitol Oaks Drive, Suite 400, Sacramento, CA 95833, [www.bppe.ca.gov](http://www.bppe.ca.gov), toll-free telephone number (888) 370-7589 or by fax (916) 263-1897.

\_\_\_\_\_  
Student Name - Print

\_\_\_\_\_  
Student Signature

\_\_\_\_\_  
Date

\_\_\_\_\_  
School Official

\_\_\_\_\_  
Date



### Definitions

- “Number of Students Who Began the Program” means the number of students who began a program who were scheduled to complete the program within 100% of the published program length within the reporting calendar year and excludes all students who cancelled during the cancellation period.
- “Students Available for Graduation” is the number of students who began the program minus the number of students who have died, been incarcerated, or been called to active military duty.
- “Number of On-time Graduates” is the number of students who completed the program within 100% of the published program length within the reporting calendar year.
- “On-time Completion Rate” is the number of on-time graduates divided by the number of students available for graduation.
- “150% Graduates” is the number of students who completed the program within 150% of the program length (includes on-time graduates).
- “150% Completion Rate” is the number of students who completed the program in the reported calendar year within 150% of the published program length, including on-time graduates, divided by the number of students available for graduation.
- “Graduates Available for Employment” means the number of graduates minus the number of graduates unavailable for employment.
- “Graduates Unavailable for Employment” means the graduates who, after graduation, die, become incarcerated, are called to active military duty, are international students that leave the United States or do not have a visa allowing employment in the United States, or are continuing their education in an accredited or bureau-approved postsecondary institution.
- “Graduates Employed in the Field” means graduates who beginning within six months after a student completes the applicable educational program are gainfully employed, whose employment has been reported, and for whom the institution has documented verification of employment. For occupations for which the state requires passing an examination, the six months period begins after the announcement of the examination results for the first examination available after a student completes an applicable educational program.
- “Placement Rate Employed in the Field” is calculated by dividing the number of graduates gainfully employed in the field by the number of graduates available for employment.
- “Number of Graduates Taking Exam” is the number of graduates who took the first available exam in the reported calendar year.
- “First Available Exam Date” is the date for the first available exam after a student completed a program.
- “Passage Rate” is calculated by dividing the number of graduates who passed the exam by the number of graduates who took the reported licensing exam.
- “Number Who Passed First Available Exam” is the number of graduates who took and passed the first available licensing exam after completing the program.
- “Salary” is as reported by graduate or graduate’s employer.
- “No Salary Information Reported” is the number of graduates for whom, after making reasonable attempts, the school was not able to obtain salary information.



## **STUDENT'S RIGHT TO CANCEL**


California Education Code Section 94919 (d), provides that the student has the right to cancel and obtain a refund of charges paid (excluding the registration fee) through attendance at the first class session, or the seventh day after enrollment, whichever is later. In accordance with California Education Code Section 94919(d), the institution's policy is that all new and re-entry students have the right to cancel the enrollment agreement until midnight of the seventh (7) day from the scheduled start date of the first module not including holidays (but does include weekends and in-service days). In accordance with California Education Code Section 94919(b), Students shall notify the school in writing of the cancellation of their enrollment agreement ("Notice of Cancellation"). If the Notice of Cancellation is received by mail, it is effective when deposited in the mail properly addressed with postage prepaid. A student may cancel the enrollment agreement in the event the school cancels the program. All monies paid (with the exception of the registration Fee), will be returned to the student within thirty (30) days after either the school receives the applicant's Notice of Cancellation; or if the school cancels this agreement as described below.

A cancellation determination will be made by the institution for new and re-entry students on or before midnight of the fourteenth (14) consecutive calendar day from the scheduled start date of the first module (for re-entry students, it is the first module in which the student is enrolled upon returning to school), not including school-scheduled holidays and school-scheduled breaks (winter, spring, and summer breaks only) based on the following criteria:

1. Violation of the Student Code of Conduct.
2. Unable to obtain proof of high school graduation or equivalent.
3. Incomplete arrangements to fulfill financial obligations.

All new students whose Last Day of Attendance (LDA) falls on or before midnight of the fourteenth (14) consecutive calendar day from the scheduled start date of the first module, not including school-scheduled breaks (winter, spring, and summer breaks only) and any holidays published in the academic calendar in the catalog, will be assigned the status "Early Withdrawal" (EW). The determination date for "EW" will fall on the 14th absence consecutive calendar day from the student's LDA not including school-scheduled breaks (winter, spring, and summer breaks only) and any school-scheduled holidays, when the "EW" status will be automatically assigned by Electronic Student Database.

**Note:** Cancellations and Early Withdrawals will result in all charges being reversed with the exception of the registration fee which is non-refundable. The registration fee will be returned to all students who cancel their enrollment within three (3) business days from the date the enrollment agreement was signed at the following locations: Bakersfield, Fresno, Gardena, Riverside and Sacramento. In the event where the school cancels the program, any registration fees paid by the student will be refunded.







SCHOOL PERFORMANCE FACT SHEET  
CALENDAR YEARS 2016 & 2017

Criminal Justice - 36 Weeks

**On-Time Completion Rates (Graduation Rates)**

*Includes data for the two calendar years prior to reporting.*

Calendar Year	Number of Students Who Began the Program	Students Available for Graduation	Number of On-Time Graduates	On-Time Completion Rate
2016	73	72	18	25%
2017	99	99	33	33%

Student's Initials: \_\_\_\_\_ Date: \_\_\_\_\_

Initial only after you have had sufficient time to read and understand the information.

**Students Completing Within 150% of the Published Program Length**

Calendar Year	Number of Students Who Began the Program	Students Available for Graduation	150% Graduates	150% Completion Rate
2016	73	72	48	67%
2017	99	99	59	59%

Student's Initials: \_\_\_\_\_ Date: \_\_\_\_\_

Initial only after you have had sufficient time to read and understand the information.



**Job Placement Rates (includes data for the two calendar years prior to reporting)**

Calendar Year	Number of Students Who Began Program	Number of Graduates	Graduates Available for Employment	Graduates Employed in the Field	Placement Rate % Employed in the Field
2016	73	N/A*	N/A*	N/A*	N/A*
2017	99	62	62	11	18%

Note: \* Because of the change in the Bureaus reporting regulations, which became effective on July 14, 2016, this institution was not required to collect the data for its 2016 and prior graduates.

You may obtain from the institution a list of the employment positions determined to be in the field for which a student received education and training. A copy of such listing is available in the school catalog posted at <http://www.uei.edu/>

**Gainfully Employed Categories (includes data for the two calendar years prior to reporting)**

**Part-Time vs. Full-Time Employment**

Calendar Year	Graduates Employed in the Field 20-29 Hours Per Week	Graduates Employed in the Field at Least 30 Hours Per Week	Total Graduates Employed in the Field
2016	N/A*	N/A*	N/A*
2017	3	8	11

**Single Position vs. Concurrent Aggregated Position**

Calendar Year	Graduates Employed in the Field in a Single Position	Graduates Employed in the Field in Concurrent Aggregated Positions	Total Graduates Employed in the Field
2016	N/A*	N/A*	N/A*
2017	11	0	11



**Self-Employed / Freelance Positions**

Calendar Year	Graduates Employed who are Self-Employed or Working Freelance	Total Graduates Employed in the Field
2016	N/A*	N/A*
2017	0	11

**Institutional Employment**

Calendar Year	Graduates Employed in the Field who are Employed by the Institution, an Employer Owned by the Institution, or an Employer who Shares Ownership with the Institution.	Total Graduates Employed in the Field
2016	N/A*	N/A*
2017	0	11

Student's Initials: \_\_\_\_\_ Date: \_\_\_\_\_

Initial only after you have had sufficient time to read and understand the information.

**Self-Employed / Freelance Positions**

This program may result in freelance or self-employment.

- The work available to graduates of this program is usually for freelance or self-employment.
- This type of work may not be consistent.
- The period of employment can range from one day to weeks to several months.
- Hours worked in a day or week may be more or less than the traditional 8 hour work day or 40 hour work week.
- You can expect to spend unpaid time expanding your networks, advertising, promoting your services, or honing your skills.
- Once graduates begin to work freelance or are self-employed, they will be asked to provide documentation that they are employed as such so that they may be counted as placed for our job placement records.
- Students initialing this disclosure understand that either a majority or all of this school's graduates are employed in this manner and understand what comprises this work style.

Student's Initials: \_\_\_\_\_ Date: \_\_\_\_\_

Only initial after you have had sufficient time to read and understand the information.



**License Examination Passage Rates (includes data for the two calendar years prior to reporting)**

Calendar Year	Number of Graduates in Calendar Year	Number of Graduates Taking Exam	Number Who Passed First Available Exam	Number Who Failed First Available Exam	Passage Rate
2016	N/A	N/A	N/A	N/A	N/A
2017	N/A	N/A	N/A	N/A	N/A

No state agency licensure examination is required for the employment of graduates of this program.

**Salary and Wage Information (includes data for the two calendar years prior to reporting)**

**Annual salary and wages reported for graduates employed in the field.**

Calendar Year	Graduates Available for Employment	Graduates Employed in Field	\$10,001-\$15,000	\$15,001-\$20,000	\$20,001-\$25,000	\$25,001-\$30,000	\$30,001-\$35,000	\$35,001-\$40,000	\$40,001-\$45,000	\$45,001-\$50,000	\$50,001+	No Salary Information Reported
2016	N/A*	N/A*	N/A*	N/A*	N/A*	N/A*	N/A*	N/A*	N/A*	N/A*	N/A*	N/A*
2017	62	11	3	0	6	0	2	0	0	0	0	0

A list of sources used to substantiate salary disclosures is available from the school. The institution verifies graduate employment and salary information through employer verifications or student attestations. Additionally, a student may obtain salary information by visiting the Bureau of Labor Statistics website at: <https://www.bls.gov>

Student's Initials: \_\_\_\_\_ Date: \_\_\_\_\_

Initial only after you have had sufficient time to read and understand the information.

**Cost of Educational Program**

Total charges for the program for students completing on-time in 2017: \$19,900. Additional charges may be incurred if the program is not completed on-time.

Student's Initials: \_\_\_\_\_ Date: \_\_\_\_\_

Initial only after you have had sufficient time to read and understand the information.



**Federal Student Loan Debt**

Most recent three year cohort default rate, as reported by the United State Department of Education. <sup>1</sup>	The percentage of enrolled students in 2017 receiving federal student loans to pay for this program.	The average amount of federal student loan debt of 2017 graduates who took out federal student loans at this institution.	The percentage of graduates in 2017 with federal student loans as calculated by the institution.
16.7%	98%	\$8,706	98%

<sup>1</sup>The percentage of students who defaulted on their federal student loans is called the Cohort Default Rate (CDR). It shows the percentage of this school's students who were more than 270 days (9 months) behind on their federal student loans within three years of when the first payment was due. This is the most recent CDR reported by the U.S. Department of Education.

**Student's Initials:** \_\_\_\_\_ **Date:** \_\_\_\_\_

**Initial only after you have had sufficient time to read and understand the information.**

This fact sheet is filed with the Bureau for Private Postsecondary Education. Regardless of any information you may have relating to completion rates, placement rates, starting salaries, or license exam passage rates, this fact sheet contains the information as calculated pursuant to state law.

Any questions a student may have regarding this fact sheet that have not been satisfactorily answered by the institution may be directed to the Bureau for Private Postsecondary Education at 2535 Capitol Oaks Drive, Suite 400, Sacramento, CA 95833, [www.bppe.ca.gov](http://www.bppe.ca.gov), toll-free telephone number (888) 370-7589 or by fax (916) 263-1897.

\_\_\_\_\_  
Student Name - Print

\_\_\_\_\_  
Student Signature

\_\_\_\_\_  
Date

\_\_\_\_\_  
School Official

\_\_\_\_\_  
Date



### Definitions

- “Number of Students Who Began the Program” means the number of students who began a program who were scheduled to complete the program within 100% of the published program length within the reporting calendar year and excludes all students who cancelled during the cancellation period.
- “Students Available for Graduation” is the number of students who began the program minus the number of students who have died, been incarcerated, or been called to active military duty.
- “Number of On-time Graduates” is the number of students who completed the program within 100% of the published program length within the reporting calendar year.
- “On-time Completion Rate” is the number of on-time graduates divided by the number of students available for graduation.
- “150% Graduates” is the number of students who completed the program within 150% of the program length (includes on-time graduates).
- “150% Completion Rate” is the number of students who completed the program in the reported calendar year within 150% of the published program length, including on-time graduates, divided by the number of students available for graduation.
- “Graduates Available for Employment” means the number of graduates minus the number of graduates unavailable for employment.
- “Graduates Unavailable for Employment” means the graduates who, after graduation, die, become incarcerated, are called to active military duty, are international students that leave the United States or do not have a visa allowing employment in the United States, or are continuing their education in an accredited or bureau-approved postsecondary institution.
- “Graduates Employed in the Field” means graduates who beginning within six months after a student completes the applicable educational program are gainfully employed, whose employment has been reported, and for whom the institution has documented verification of employment. For occupations for which the state requires passing an examination, the six months period begins after the announcement of the examination results for the first examination available after a student completes an applicable educational program.
- “Placement Rate Employed in the Field” is calculated by dividing the number of graduates gainfully employed in the field by the number of graduates available for employment.
- “Number of Graduates Taking Exam” is the number of graduates who took the first available exam in the reported calendar year.
- “First Available Exam Date” is the date for the first available exam after a student completed a program.
- “Passage Rate” is calculated by dividing the number of graduates who passed the exam by the number of graduates who took the reported licensing exam.
- “Number Who Passed First Available Exam” is the number of graduates who took and passed the first available licensing exam after completing the program.
- “Salary” is as reported by graduate or graduate’s employer.
- “No Salary Information Reported” is the number of graduates for whom, after making reasonable attempts, the school was not able to obtain salary information.



## **STUDENT'S RIGHT TO CANCEL**


California Education Code Section 94919 (d), provides that the student has the right to cancel and obtain a refund of charges paid (excluding the registration fee) through attendance at the first class session, or the seventh day after enrollment, whichever is later. In accordance with California Education Code Section 94919(d), the institution's policy is that all new and re-entry students have the right to cancel the enrollment agreement until midnight of the seventh (7) day from the scheduled start date of the first module not including holidays (but does include weekends and in-service days). In accordance with California Education Code Section 94919(b), Students shall notify the school in writing of the cancellation of their enrollment agreement ("Notice of Cancellation"). If the Notice of Cancellation is received by mail, it is effective when deposited in the mail properly addressed with postage prepaid. A student may cancel the enrollment agreement in the event the school cancels the program. All monies paid (with the exception of the registration Fee), will be returned to the student within thirty (30) days after either the school receives the applicant's Notice of Cancellation; or if the school cancels this agreement as described below.

A cancellation determination will be made by the institution for new and re-entry students on or before midnight of the fourteenth (14) consecutive calendar day from the scheduled start date of the first module (for re-entry students, it is the first module in which the student is enrolled upon returning to school), not including school-scheduled holidays and school-scheduled breaks (winter, spring, and summer breaks only) based on the following criteria:

1. Violation of the Student Code of Conduct.
2. Unable to obtain proof of high school graduation or equivalent.
3. Incomplete arrangements to fulfill financial obligations.

All new students whose Last Day of Attendance (LDA) falls on or before midnight of the fourteenth (14) consecutive calendar day from the scheduled start date of the first module, not including school-scheduled breaks (winter, spring, and summer breaks only) and any holidays published in the academic calendar in the catalog, will be assigned the status "Early Withdrawal" (EW). The determination date for "EW" will fall on the 14th absence consecutive calendar day from the student's LDA not including school-scheduled breaks (winter, spring, and summer breaks only) and any school-scheduled holidays, when the "EW" status will be automatically assigned by Electronic Student Database.

**Note:** Cancellations and Early Withdrawals will result in all charges being reversed with the exception of the registration fee which is non-refundable. The registration fee will be returned to all students who cancel their enrollment within three (3) business days from the date the enrollment agreement was signed at the following locations: Bakersfield, Fresno, Gardena, Riverside and Sacramento. In the event where the school cancels the program, any registration fees paid by the student will be refunded.







**SCHOOL PERFORMANCE FACT SHEET  
CALENDAR YEARS 2016 & 2017**

**Computer Systems Technician - 34 Weeks**

**On-Time Completion Rates (Graduation Rates)**

*Includes data for the two calendar years prior to reporting.*

Calendar Year	Number of Students Who Began the Program	Students Available for Graduation	Number of On-Time Graduates	On-Time Completion Rate
2016	51	50	9	18%
2017	53	53	12	22%

Student's Initials: \_\_\_\_\_ Date: \_\_\_\_\_

Initial only after you have had sufficient time to read and understand the information.

**Students Completing Within 150% of the Published Program Length**

Calendar Year	Number of Students Who Began the Program	Students Available for Graduation	150% Graduates	150% Completion Rate
2016	51	50	29	58%
2017	53	53	28	52%

Student's Initials: \_\_\_\_\_ Date: \_\_\_\_\_

Initial only after you have had sufficient time to read and understand the information.



**Job Placement Rates (includes data for the two calendar years prior to reporting)**

Calendar Year	Number of Students Who Began Program	Number of Graduates	Graduates Available for Employment	Graduates Employed in the Field	Placement Rate % Employed in the Field
2016	51	N/A*	N/A*	N/A*	N/A*
2017	53	30	29	6	21%

Note: \* Because of the change in the Bureaus reporting regulations, which became effective on July 14, 2016, this institution was not required to collect the data for its 2016 and prior graduates.

You may obtain from the institution a list of the employment positions determined to be in the field for which a student received education and training. A copy of such listing is available in the school catalog posted at <http://www.uei.edu/>

**Gainfully Employed Categories (includes data for the two calendar years prior to reporting)**

**Part-Time vs. Full-Time Employment**

Calendar Year	Graduates Employed in the Field 20-29 Hours Per Week	Graduates Employed in the Field at Least 30 Hours Per Week	Total Graduates Employed in the Field
2016	N/A*	N/A*	N/A*
2017	1	5	6

**Single Position vs. Concurrent Aggregated Position**

Calendar Year	Graduates Employed in the Field in a Single Position	Graduates Employed in the Field in Concurrent Aggregated Positions	Total Graduates Employed in the Field
2016	N/A*	N/A*	N/A*
2017	6	0	6



**Self-Employed / Freelance Positions**

Calendar Year	Graduates Employed who are Self-Employed or Working Freelance	Total Graduates Employed in the Field
2016	N/A*	N/A*
2017	0	6

**Institutional Employment**

Calendar Year	Graduates Employed in the Field who are Employed by the Institution, an Employer Owned by the Institution, or an Employer who Shares Ownership with the Institution.	Total Graduates Employed in the Field
2016	N/A*	N/A*
2017	0	6

Student's Initials: \_\_\_\_\_ Date: \_\_\_\_\_

Initial only after you have had sufficient time to read and understand the information.

**Self-Employed / Freelance Positions**

This program may result in freelance or self-employment.

- The work available to graduates of this program is usually for freelance or self-employment.
- This type of work may not be consistent.
- The period of employment can range from one day to weeks to several months.
- Hours worked in a day or week may be more or less than the traditional 8 hour work day or 40 hour work week.
- You can expect to spend unpaid time expanding your networks, advertising, promoting your services, or honing your skills.
- Once graduates begin to work freelance or are self-employed, they will be asked to provide documentation that they are employed as such so that they may be counted as placed for our job placement records.
- Students initialing this disclosure understand that either a majority or all of this school's graduates are employed in this manner and understand what comprises this work style.

Student's Initials: \_\_\_\_\_ Date: \_\_\_\_\_

Only initial after you have had sufficient time to read and understand the information.



**License Examination Passage Rates** *(includes data for the two calendar years prior to reporting)*

Calendar Year	Number of Graduates in Calendar Year	Number of Graduates Taking Exam	Number Who Passed First Available Exam	Number Who Failed First Available Exam	Passage Rate
2016	N/A	N/A	N/A	N/A	N/A
2017	N/A	N/A	N/A	N/A	N/A

No state agency licensure examination is required for the employment of graduates of this program.

**Salary and Wage Information** *(includes data for the two calendar years prior to reporting)*

**Annual salary and wages reported for graduates employed in the field.**

Calendar Year	Graduates Available for Employment	Graduates Employed in Field	\$10,001-\$15,000	\$15,001-\$20,000	\$20,001-\$25,000	\$25,001-\$30,000	\$30,001-\$35,000	\$35,001-\$40,000	\$40,001-\$45,000	\$45,001-\$50,000	\$50,001+	No Salary Information Reported
2016	N/A*	N/A*	N/A*	N/A*	N/A*	N/A*	N/A*	N/A*	N/A*	N/A*	N/A*	N/A*
2017	29	6	1	0	3	0	2	0	0	0	0	0

A list of sources used to substantiate salary disclosures is available from the school. The institution verifies graduate employment and salary information through employer verifications or student attestations. Additionally, a student may obtain salary information by visiting the Bureau of Labor Statistics website at: <https://www.bls.gov/>

Student's Initials: \_\_\_\_\_ Date: \_\_\_\_\_

Initial only after you have had sufficient time to read and understand the information.

**Cost of Educational Program**

Total charges for the program for students completing on-time in 2017: \$19,900. Additional charges may be incurred if the program is not completed on-time.

Student's Initials: \_\_\_\_\_ Date: \_\_\_\_\_

Initial only after you have had sufficient time to read and understand the information.



**Federal Student Loan Debt**

Most recent three year cohort default rate, as reported by the United State Department of Education. <sup>1</sup>	The percentage of enrolled students in 2017 receiving federal student loans to pay for this program.	The average amount of federal student loan debt of 2017 graduates who took out federal student loans at this institution.	The percentage of graduates in 2017 with federal student loans as calculated by the institution.
16.7%	94%	\$8,706	98%

<sup>1</sup>The percentage of students who defaulted on their federal student loans is called the Cohort Default Rate (CDR). It shows the percentage of this school's students who were more than 270 days (9 months) behind on their federal student loans within three years of when the first payment was due. This is the most recent CDR reported by the U.S. Department of Education.

**Student's Initials:** \_\_\_\_\_ **Date:** \_\_\_\_\_

**Initial only after you have had sufficient time to read and understand the information.**

This fact sheet is filed with the Bureau for Private Postsecondary Education. Regardless of any information you may have relating to completion rates, placement rates, starting salaries, or license exam passage rates, this fact sheet contains the information as calculated pursuant to state law.

Any questions a student may have regarding this fact sheet that have not been satisfactorily answered by the institution may be directed to the Bureau for Private Postsecondary Education at 2535 Capitol Oaks Drive, Suite 400, Sacramento, CA 95833, [www.bppe.ca.gov](http://www.bppe.ca.gov), toll-free telephone number (888) 370-7589 or by fax (916) 263-1897.

\_\_\_\_\_  
Student Name - Print

\_\_\_\_\_  
Student Signature

\_\_\_\_\_  
Date

\_\_\_\_\_  
School Official

\_\_\_\_\_  
Date



### Definitions

- “Number of Students Who Began the Program” means the number of students who began a program who were scheduled to complete the program within 100% of the published program length within the reporting calendar year and excludes all students who cancelled during the cancellation period.
- “Students Available for Graduation” is the number of students who began the program minus the number of students who have died, been incarcerated, or been called to active military duty.
- “Number of On-time Graduates” is the number of students who completed the program within 100% of the published program length within the reporting calendar year.
- “On-time Completion Rate” is the number of on-time graduates divided by the number of students available for graduation.
- “150% Graduates” is the number of students who completed the program within 150% of the program length (includes on-time graduates).
- “150% Completion Rate” is the number of students who completed the program in the reported calendar year within 150% of the published program length, including on-time graduates, divided by the number of students available for graduation.
- “Graduates Available for Employment” means the number of graduates minus the number of graduates unavailable for employment.
- “Graduates Unavailable for Employment” means the graduates who, after graduation, die, become incarcerated, are called to active military duty, are international students that leave the United States or do not have a visa allowing employment in the United States, or are continuing their education in an accredited or bureau-approved postsecondary institution.
- “Graduates Employed in the Field” means graduates who beginning within six months after a student completes the applicable educational program are gainfully employed, whose employment has been reported, and for whom the institution has documented verification of employment. For occupations for which the state requires passing an examination, the six months period begins after the announcement of the examination results for the first examination available after a student completes an applicable educational program.
- “Placement Rate Employed in the Field” is calculated by dividing the number of graduates gainfully employed in the field by the number of graduates available for employment.
- “Number of Graduates Taking Exam” is the number of graduates who took the first available exam in the reported calendar year.
- “First Available Exam Date” is the date for the first available exam after a student completed a program.
- “Passage Rate” is calculated by dividing the number of graduates who passed the exam by the number of graduates who took the reported licensing exam.
- “Number Who Passed First Available Exam” is the number of graduates who took and passed the first available licensing exam after completing the program.
- “Salary” is as reported by graduate or graduate’s employer.
- “No Salary Information Reported” is the number of graduates for whom, after making reasonable attempts, the school was not able to obtain salary information.



## **STUDENT'S RIGHT TO CANCEL**


California Education Code Section 94919 (d), provides that the student has the right to cancel and obtain a refund of charges paid (excluding the registration fee) through attendance at the first class session, or the seventh day after enrollment, whichever is later. In accordance with California Education Code Section 94919(d), the institution's policy is that all new and re-entry students have the right to cancel the enrollment agreement until midnight of the seventh (7) day from the scheduled start date of the first module not including holidays (but does include weekends and in-service days). In accordance with California Education Code Section 94919(b), Students shall notify the school in writing of the cancellation of their enrollment agreement ("Notice of Cancellation"). If the Notice of Cancellation is received by mail, it is effective when deposited in the mail properly addressed with postage prepaid. A student may cancel the enrollment agreement in the event the school cancels the program. All monies paid (with the exception of the registration Fee), will be returned to the student within thirty (30) days after either the school receives the applicant's Notice of Cancellation; or if the school cancels this agreement as described below.

A cancellation determination will be made by the institution for new and re-entry students on or before midnight of the fourteenth (14) consecutive calendar day from the scheduled start date of the first module (for re-entry students, it is the first module in which the student is enrolled upon returning to school), not including school-scheduled holidays and school-scheduled breaks (winter, spring, and summer breaks only) based on the following criteria:

1. Violation of the Student Code of Conduct.
2. Unable to obtain proof of high school graduation or equivalent.
3. Incomplete arrangements to fulfill financial obligations.

All new students whose Last Day of Attendance (LDA) falls on or before midnight of the fourteenth (14) consecutive calendar day from the scheduled start date of the first module, not including school-scheduled breaks (winter, spring, and summer breaks only) and any holidays published in the academic calendar in the catalog, will be assigned the status "Early Withdrawal" (EW). The determination date for "EW" will fall on the 14th absence consecutive calendar day from the student's LDA not including school-scheduled breaks (winter, spring, and summer breaks only) and any school-scheduled holidays, when the "EW" status will be automatically assigned by Electronic Student Database.

**Note:** Cancellations and Early Withdrawals will result in all charges being reversed with the exception of the registration fee which is non-refundable. The registration fee will be returned to all students who cancel their enrollment within three (3) business days from the date the enrollment agreement was signed at the following locations: Bakersfield, Fresno, Gardena, Riverside and Sacramento. In the event where the school cancels the program, any registration fees paid by the student will be refunded.







**SCHOOL PERFORMANCE FACT SHEET  
CALENDAR YEARS 2016 & 2017**

**Dental Assistant - 34 Weeks**

**On-Time Completion Rates (Graduation Rates)**

*Includes data for the two calendar years prior to reporting.*

Calendar Year	Number of Students Who Began the Program	Students Available for Graduation	Number of On-Time Graduates	On-Time Completion Rate
2016	100	99	0	0%
2017	78	78	16	20%

Student's Initials: \_\_\_\_\_ Date: \_\_\_\_\_

Initial only after you have had sufficient time to read and understand the information.

**Students Completing Within 150% of the Published Program Length**

Calendar Year	Number of Students Who Began the Program	Students Available for Graduation	150% Graduates	150% Completion Rate
2016	100	99	56	57%
2017	78	78	52	66%

Student's Initials: \_\_\_\_\_ Date: \_\_\_\_\_

Initial only after you have had sufficient time to read and understand the information.



**Job Placement Rates (includes data for the two calendar years prior to reporting)**

Calendar Year	Number of Students Who Began Program	Number of Graduates	Graduates Available for Employment	Graduates Employed in the Field	Placement Rate % Employed in the Field
2016	100	N/A*	N/A*	N/A*	N/A*
2017	78	55	55	34	62%

Note: \* Because of the change in the Bureaus reporting regulations, which became effective on July 14, 2016, this institution was not required to collect the data for its 2016 and prior graduates.

You may obtain from the institution a list of the employment positions determined to be in the field for which a student received education and training. A copy of such listing is available in the school catalog posted at <http://www.uei.edu/>

**Gainfully Employed Categories (includes data for the two calendar years prior to reporting)**

**Part-Time vs. Full-Time Employment**

Calendar Year	Graduates Employed in the Field 20-29 Hours Per Week	Graduates Employed in the Field at Least 30 Hours Per Week	Total Graduates Employed in the Field
2016	N/A*	N/A*	N/A*
2017	0	34	34

**Single Position vs. Concurrent Aggregated Position**

Calendar Year	Graduates Employed in the Field in a Single Position	Graduates Employed in the Field in Concurrent Aggregated Positions	Total Graduates Employed in the Field
2016	N/A*	N/A*	N/A*
2017	34	0	34



**Self-Employed / Freelance Positions**

Calendar Year	Graduates Employed who are Self-Employed or Working Freelance	Total Graduates Employed in the Field
2016	N/A*	N/A*
2017	0	34

**Institutional Employment**

Calendar Year	Graduates Employed in the Field who are Employed by the Institution, an Employer Owned by the Institution, or an Employer who Shares Ownership with the Institution.	Total Graduates Employed in the Field
2016	N/A*	N/A*
2017	0	34

Student's Initials: \_\_\_\_\_ Date: \_\_\_\_\_

Initial only after you have had sufficient time to read and understand the information.

**Self-Employed / Freelance Positions**

This program may result in freelance or self-employment.

- The work available to graduates of this program is usually for freelance or self-employment.
- This type of work may not be consistent.
- The period of employment can range from one day to weeks to several months.
- Hours worked in a day or week may be more or less than the traditional 8 hour work day or 40 hour work week.
- You can expect to spend unpaid time expanding your networks, advertising, promoting your services, or honing your skills.
- Once graduates begin to work freelance or are self-employed, they will be asked to provide documentation that they are employed as such so that they may be counted as placed for our job placement records.
- Students initialing this disclosure understand that either a majority or all of this school's graduates are employed in this manner and understand what comprises this work style.

Student's Initials: \_\_\_\_\_ Date: \_\_\_\_\_

Only initial after you have had sufficient time to read and understand the information.



**License Examination Passage Rates (includes data for the two calendar years prior to reporting)**

Calendar Year	Number of Graduates in Calendar Year	Number of Graduates Taking Exam	Number Who Passed First Available Exam	Number Who Failed First Available Exam	Passage Rate
2016	N/A	N/A	N/A	N/A	N/A
2017	N/A	N/A	N/A	N/A	N/A

No state agency licensure examination is required for the employment of graduates of this program.

**Salary and Wage Information (includes data for the two calendar years prior to reporting)**

**Annual salary and wages reported for graduates employed in the field.**

Calendar Year	Graduates Available for Employment	Graduates Employed in Field	\$10,001-\$15,000	\$15,001-\$20,000	\$20,001-\$25,000	\$25,001-\$30,000	\$30,001-\$35,000	\$35,001-\$40,000	\$40,001-\$45,000	\$45,001-\$50,000	\$50,001+	No Salary Information Reported
2016	N/A*	N/A*	N/A*	N/A*	N/A*	N/A*	N/A*	N/A*	N/A*	N/A*	N/A*	N/A*
2017	55	34	0	0	23	6	1	0	0	0	0	4

**A list of sources used to substantiate salary disclosures is available from the school.** The institution verifies graduate employment and salary information through employer verifications or student attestations. Additionally, a student may obtain salary information by visiting the Bureau of Labor Statistics website at: <https://www.bls.gov/>

**Student's Initials: \_\_\_\_\_ Date: \_\_\_\_\_**

**Initial only after you have had sufficient time to read and understand the information.**

**Cost of Educational Program**

Total charges for the program for students completing on-time in 2017: \$19,900. Additional charges may be incurred if the program is not completed on-time.

**Student's Initials: \_\_\_\_\_ Date: \_\_\_\_\_**

**Initial only after you have had sufficient time to read and understand the information.**



**Federal Student Loan Debt**

Most recent three year cohort default rate, as reported by the United State Department of Education. <sup>1</sup>	The percentage of enrolled students in 2017 receiving federal student loans to pay for this program.	The average amount of federal student loan debt of 2017 graduates who took out federal student loans at this institution.	The percentage of graduates in 2017 with federal student loans as calculated by the institution.
16.7%	96%	\$8,706	98%

<sup>1</sup>The percentage of students who defaulted on their federal student loans is called the Cohort Default Rate (CDR). It shows the percentage of this school's students who were more than 270 days (9 months) behind on their federal student loans within three years of when the first payment was due. This is the most recent CDR reported by the U.S. Department of Education.

**Student's Initials:** \_\_\_\_\_ **Date:** \_\_\_\_\_

**Initial only after you have had sufficient time to read and understand the information.**

This fact sheet is filed with the Bureau for Private Postsecondary Education. Regardless of any information you may have relating to completion rates, placement rates, starting salaries, or license exam passage rates, this fact sheet contains the information as calculated pursuant to state law.

Any questions a student may have regarding this fact sheet that have not been satisfactorily answered by the institution may be directed to the Bureau for Private Postsecondary Education at 2535 Capitol Oaks Drive, Suite 400, Sacramento, CA 95833, [www.bppe.ca.gov](http://www.bppe.ca.gov), toll-free telephone number (888) 370-7589 or by fax (916) 263-1897.

\_\_\_\_\_  
Student Name - Print

\_\_\_\_\_  
Student Signature

\_\_\_\_\_  
Date

\_\_\_\_\_  
School Official

\_\_\_\_\_  
Date



### Definitions

- “Number of Students Who Began the Program” means the number of students who began a program who were scheduled to complete the program within 100% of the published program length within the reporting calendar year and excludes all students who cancelled during the cancellation period.
- “Students Available for Graduation” is the number of students who began the program minus the number of students who have died, been incarcerated, or been called to active military duty.
- “Number of On-time Graduates” is the number of students who completed the program within 100% of the published program length within the reporting calendar year.
- “On-time Completion Rate” is the number of on-time graduates divided by the number of students available for graduation.
- “150% Graduates” is the number of students who completed the program within 150% of the program length (includes on-time graduates).
- “150% Completion Rate” is the number of students who completed the program in the reported calendar year within 150% of the published program length, including on-time graduates, divided by the number of students available for graduation.
- “Graduates Available for Employment” means the number of graduates minus the number of graduates unavailable for employment.
- “Graduates Unavailable for Employment” means the graduates who, after graduation, die, become incarcerated, are called to active military duty, are international students that leave the United States or do not have a visa allowing employment in the United States, or are continuing their education in an accredited or bureau-approved postsecondary institution.
- “Graduates Employed in the Field” means graduates who beginning within six months after a student completes the applicable educational program are gainfully employed, whose employment has been reported, and for whom the institution has documented verification of employment. For occupations for which the state requires passing an examination, the six months period begins after the announcement of the examination results for the first examination available after a student completes an applicable educational program.
- “Placement Rate Employed in the Field” is calculated by dividing the number of graduates gainfully employed in the field by the number of graduates available for employment.
- “Number of Graduates Taking Exam” is the number of graduates who took the first available exam in the reported calendar year.
- “First Available Exam Date” is the date for the first available exam after a student completed a program.
- “Passage Rate” is calculated by dividing the number of graduates who passed the exam by the number of graduates who took the reported licensing exam.
- “Number Who Passed First Available Exam” is the number of graduates who took and passed the first available licensing exam after completing the program.
- “Salary” is as reported by graduate or graduate’s employer.
- “No Salary Information Reported” is the number of graduates for whom, after making reasonable attempts, the school was not able to obtain salary information.



## **STUDENT'S RIGHT TO CANCEL**


California Education Code Section 94919 (d), provides that the student has the right to cancel and obtain a refund of charges paid (excluding the registration fee) through attendance at the first class session, or the seventh day after enrollment, whichever is later. In accordance with California Education Code Section 94919(d), the institution's policy is that all new and re-entry students have the right to cancel the enrollment agreement until midnight of the seventh (7) day from the scheduled start date of the first module not including holidays (but does include weekends and in-service days). In accordance with California Education Code Section 94919(b), Students shall notify the school in writing of the cancellation of their enrollment agreement ("Notice of Cancellation"). If the Notice of Cancellation is received by mail, it is effective when deposited in the mail properly addressed with postage prepaid. A student may cancel the enrollment agreement in the event the school cancels the program. All monies paid (with the exception of the registration Fee), will be returned to the student within thirty (30) days after either the school receives the applicant's Notice of Cancellation; or if the school cancels this agreement as described below.

A cancellation determination will be made by the institution for new and re-entry students on or before midnight of the fourteenth (14) consecutive calendar day from the scheduled start date of the first module (for re-entry students, it is the first module in which the student is enrolled upon returning to school), not including school-scheduled holidays and school-scheduled breaks (winter, spring, and summer breaks only) based on the following criteria:

1. Violation of the Student Code of Conduct.
2. Unable to obtain proof of high school graduation or equivalent.
3. Incomplete arrangements to fulfill financial obligations.

All new students whose Last Day of Attendance (LDA) falls on or before midnight of the fourteenth (14) consecutive calendar day from the scheduled start date of the first module, not including school-scheduled breaks (winter, spring, and summer breaks only) and any holidays published in the academic calendar in the catalog, will be assigned the status "Early Withdrawal" (EW). The determination date for "EW" will fall on the 14th absence consecutive calendar day from the student's LDA not including school-scheduled breaks (winter, spring, and summer breaks only) and any school-scheduled holidays, when the "EW" status will be automatically assigned by Electronic Student Database.

**Note:** Cancellations and Early Withdrawals will result in all charges being reversed with the exception of the registration fee which is non-refundable. The registration fee will be returned to all students who cancel their enrollment within three (3) business days from the date the enrollment agreement was signed at the following locations: Bakersfield, Fresno, Gardena, Riverside and Sacramento. In the event where the school cancels the program, any registration fees paid by the student will be refunded.







**SCHOOL PERFORMANCE FACT SHEET  
CALENDAR YEARS 2016 & 2017**

**Medical Assistant - 34 Weeks**

**On-Time Completion Rates (Graduation Rates)**

*Includes data for the two calendar years prior to reporting.*

Calendar Year	Number of Students Who Began the Program	Students Available for Graduation	Number of On-Time Graduates	On-Time Completion Rate
2016	356	356	61	17%
2017	263	263	66	25%

Student's Initials: \_\_\_\_\_ Date: \_\_\_\_\_

Initial only after you have had sufficient time to read and understand the information.

**Students Completing Within 150% of the Published Program Length**

Calendar Year	Number of Students Who Began the Program	Students Available for Graduation	150% Graduates	150% Completion Rate
2016	356	356	204	57%
2017	263	263	138	52%

Student's Initials: \_\_\_\_\_ Date: \_\_\_\_\_

Initial only after you have had sufficient time to read and understand the information.



**Job Placement Rates (includes data for the two calendar years prior to reporting)**

Calendar Year	Number of Students Who Began Program	Number of Graduates	Graduates Available for Employment	Graduates Employed in the Field	Placement Rate % Employed in the Field
2016	356	N/A*	N/A*	N/A*	N/A*
2017	263	148	146	51	35%

Note: \* Because of the change in the Bureaus reporting regulations, which became effective on July 14, 2016, this institution was not required to collect the data for its 2016 and prior graduates.

You may obtain from the institution a list of the employment positions determined to be in the field for which a student received education and training. A copy of such listing is available in the school catalog posted at <http://www.uei.edu/>

**Gainfully Employed Categories (includes data for the two calendar years prior to reporting)**

**Part-Time vs. Full-Time Employment**

Calendar Year	Graduates Employed in the Field 20-29 Hours Per Week	Graduates Employed in the Field at Least 30 Hours Per Week	Total Graduates Employed in the Field
2016	N/A*	N/A*	N/A*
2017	9	42	51

**Single Position vs. Concurrent Aggregated Position**

Calendar Year	Graduates Employed in the Field in a Single Position	Graduates Employed in the Field in Concurrent Aggregated Positions	Total Graduates Employed in the Field
2016	N/A*	N/A*	N/A*
2017	51	0	51



**Self-Employed / Freelance Positions**

Calendar Year	Graduates Employed who are Self-Employed or Working Freelance	Total Graduates Employed in the Field
2016	N/A*	N/A*
2017	0	51

**Institutional Employment**

Calendar Year	Graduates Employed in the Field who are Employed by the Institution, an Employer Owned by the Institution, or an Employer who Shares Ownership with the Institution.	Total Graduates Employed in the Field
2016	N/A*	N/A*
2017	0	51

Student's Initials: \_\_\_\_\_ Date: \_\_\_\_\_

Initial only after you have had sufficient time to read and understand the information.

**Self-Employed / Freelance Positions**

This program may result in freelance or self-employment.

- The work available to graduates of this program is usually for freelance or self-employment.
- This type of work may not be consistent.
- The period of employment can range from one day to weeks to several months.
- Hours worked in a day or week may be more or less than the traditional 8 hour work day or 40 hour work week.
- You can expect to spend unpaid time expanding your networks, advertising, promoting your services, or honing your skills.
- Once graduates begin to work freelance or are self-employed, they will be asked to provide documentation that they are employed as such so that they may be counted as placed for our job placement records.
- Students initialing this disclosure understand that either a majority or all of this school's graduates are employed in this manner and understand what comprises this work style.

Student's Initials: \_\_\_\_\_ Date: \_\_\_\_\_

Only initial after you have had sufficient time to read and understand the information.



**License Examination Passage Rates *(includes data for the two calendar years prior to reporting)***

Calendar Year	Number of Graduates in Calendar Year	Number of Graduates Taking Exam	Number Who Passed First Available Exam	Number Who Failed First Available Exam	Passage Rate
2016	N/A	N/A	N/A	N/A	N/A
2017	N/A	N/A	N/A	N/A	N/A

No state agency licensure examination is required for the employment of graduates of this program.

**Salary and Wage Information *(includes data for the two calendar years prior to reporting)***

**Annual salary and wages reported for graduates employed in the field.**

Calendar Year	Graduates Available for Employment	Graduates Employed in Field	\$10,001-\$15,000	\$15,001-\$20,000	\$20,001-\$25,000	\$25,001-\$30,000	\$30,001-\$35,000	\$35,001-\$40,000	\$40,001-\$45,000	\$45,001-\$50,000	\$50,001+	No Salary Information Reported
2016	N/A*	N/A*	N/A*	N/A*	N/A*	N/A*	N/A*	N/A*	N/A*	N/A*	N/A*	N/A*
2017	146	51	6	1	30	6	1	0	0	0	0	7

**A list of sources used to substantiate salary disclosures is available from the school.** The institution verifies graduate employment and salary information through employer verifications or student attestations. Additionally, a student may obtain salary information by visiting the Bureau of Labor Statistics website at: <https://www.bls.gov/>

**Student's Initials: \_\_\_\_\_ Date: \_\_\_\_\_**

**Initial only after you have had sufficient time to read and understand the information.**

**Cost of Educational Program**

Total charges for the program for students completing on-time in 2017: \$19,900. Additional charges may be incurred if the program is not completed on-time.

**Student's Initials: \_\_\_\_\_ Date: \_\_\_\_\_**

**Initial only after you have had sufficient time to read and understand the information.**



**Federal Student Loan Debt**

Most recent three year cohort default rate, as reported by the United State Department of Education. <sup>1</sup>	The percentage of enrolled students in 2017 receiving federal student loans to pay for this program.	The average amount of federal student loan debt of 2017 graduates who took out federal student loans at this institution.	The percentage of graduates in 2017 with federal student loans as calculated by the institution.
16.7%	98%	\$8,706	98%

<sup>1</sup>The percentage of students who defaulted on their federal student loans is called the Cohort Default Rate (CDR). It shows the percentage of this school's students who were more than 270 days (9 months) behind on their federal student loans within three years of when the first payment was due. This is the most recent CDR reported by the U.S. Department of Education.

**Student's Initials:** \_\_\_\_\_ **Date:** \_\_\_\_\_

**Initial only after you have had sufficient time to read and understand the information.**

This fact sheet is filed with the Bureau for Private Postsecondary Education. Regardless of any information you may have relating to completion rates, placement rates, starting salaries, or license exam passage rates, this fact sheet contains the information as calculated pursuant to state law.

Any questions a student may have regarding this fact sheet that have not been satisfactorily answered by the institution may be directed to the Bureau for Private Postsecondary Education at 2535 Capitol Oaks Drive, Suite 400, Sacramento, CA 95833, [www.bppe.ca.gov](http://www.bppe.ca.gov), toll-free telephone number (888) 370-7589 or by fax (916) 263-1897.

\_\_\_\_\_  
Student Name - Print

\_\_\_\_\_  
Student Signature

\_\_\_\_\_  
Date

\_\_\_\_\_  
School Official

\_\_\_\_\_  
Date



### Definitions

- “Number of Students Who Began the Program” means the number of students who began a program who were scheduled to complete the program within 100% of the published program length within the reporting calendar year and excludes all students who cancelled during the cancellation period.
- “Students Available for Graduation” is the number of students who began the program minus the number of students who have died, been incarcerated, or been called to active military duty.
- “Number of On-time Graduates” is the number of students who completed the program within 100% of the published program length within the reporting calendar year.
- “On-time Completion Rate” is the number of on-time graduates divided by the number of students available for graduation.
- “150% Graduates” is the number of students who completed the program within 150% of the program length (includes on-time graduates).
- “150% Completion Rate” is the number of students who completed the program in the reported calendar year within 150% of the published program length, including on-time graduates, divided by the number of students available for graduation.
- “Graduates Available for Employment” means the number of graduates minus the number of graduates unavailable for employment.
- “Graduates Unavailable for Employment” means the graduates who, after graduation, die, become incarcerated, are called to active military duty, are international students that leave the United States or do not have a visa allowing employment in the United States, or are continuing their education in an accredited or bureau-approved postsecondary institution.
- “Graduates Employed in the Field” means graduates who beginning within six months after a student completes the applicable educational program are gainfully employed, whose employment has been reported, and for whom the institution has documented verification of employment. For occupations for which the state requires passing an examination, the six months period begins after the announcement of the examination results for the first examination available after a student completes an applicable educational program.
- “Placement Rate Employed in the Field” is calculated by dividing the number of graduates gainfully employed in the field by the number of graduates available for employment.
- “Number of Graduates Taking Exam” is the number of graduates who took the first available exam in the reported calendar year.
- “First Available Exam Date” is the date for the first available exam after a student completed a program.
- “Passage Rate” is calculated by dividing the number of graduates who passed the exam by the number of graduates who took the reported licensing exam.
- “Number Who Passed First Available Exam” is the number of graduates who took and passed the first available licensing exam after completing the program.
- “Salary” is as reported by graduate or graduate’s employer.
- “No Salary Information Reported” is the number of graduates for whom, after making reasonable attempts, the school was not able to obtain salary information.



## **STUDENT'S RIGHT TO CANCEL**


California Education Code Section 94919 (d), provides that the student has the right to cancel and obtain a refund of charges paid (excluding the registration fee) through attendance at the first class session, or the seventh day after enrollment, whichever is later. In accordance with California Education Code Section 94919(d), the institution's policy is that all new and re-entry students have the right to cancel the enrollment agreement until midnight of the seventh (7) day from the scheduled start date of the first module not including holidays (but does include weekends and in-service days). In accordance with California Education Code Section 94919(b), Students shall notify the school in writing of the cancellation of their enrollment agreement ("Notice of Cancellation"). If the Notice of Cancellation is received by mail, it is effective when deposited in the mail properly addressed with postage prepaid. A student may cancel the enrollment agreement in the event the school cancels the program. All monies paid (with the exception of the registration Fee), will be returned to the student within thirty (30) days after either the school receives the applicant's Notice of Cancellation; or if the school cancels this agreement as described below.

A cancellation determination will be made by the institution for new and re-entry students on or before midnight of the fourteenth (14) consecutive calendar day from the scheduled start date of the first module (for re-entry students, it is the first module in which the student is enrolled upon returning to school), not including school-scheduled holidays and school-scheduled breaks (winter, spring, and summer breaks only) based on the following criteria:

1. Violation of the Student Code of Conduct.
2. Unable to obtain proof of high school graduation or equivalent.
3. Incomplete arrangements to fulfill financial obligations.

All new students whose Last Day of Attendance (LDA) falls on or before midnight of the fourteenth (14) consecutive calendar day from the scheduled start date of the first module, not including school-scheduled breaks (winter, spring, and summer breaks only) and any holidays published in the academic calendar in the catalog, will be assigned the status "Early Withdrawal" (EW). The determination date for "EW" will fall on the 14th absence consecutive calendar day from the student's LDA not including school-scheduled breaks (winter, spring, and summer breaks only) and any school-scheduled holidays, when the "EW" status will be automatically assigned by Electronic Student Database.

**Note:** Cancellations and Early Withdrawals will result in all charges being reversed with the exception of the registration fee which is non-refundable. The registration fee will be returned to all students who cancel their enrollment within three (3) business days from the date the enrollment agreement was signed at the following locations: Bakersfield, Fresno, Gardena, Riverside and Sacramento. In the event where the school cancels the program, any registration fees paid by the student will be refunded.







**SCHOOL PERFORMANCE FACT SHEET  
CALENDAR YEARS 2016 & 2017**

**Medical Billing and Insurance Coding - 34 Weeks**

**On-Time Completion Rates (Graduation Rates)**

*Includes data for the two calendar years prior to reporting.*

Calendar Year	Number of Students Who Began the Program	Students Available for Graduation	Number of On-Time Graduates	On-Time Completion Rate
2016	126	126	24	19%
2017	85	85	18	21%

Student's Initials: \_\_\_\_\_ Date: \_\_\_\_\_

Initial only after you have had sufficient time to read and understand the information.

**Students Completing Within 150% of the Published Program Length**

Calendar Year	Number of Students Who Began the Program	Students Available for Graduation	150% Graduates	150% Completion Rate
2016	126	126	84	67%
2017	85	85	58	68%

Student's Initials: \_\_\_\_\_ Date: \_\_\_\_\_

Initial only after you have had sufficient time to read and understand the information.



**Job Placement Rates (includes data for the two calendar years prior to reporting)**

Calendar Year	Number of Students Who Began Program	Number of Graduates	Graduates Available for Employment	Graduates Employed in the Field	Placement Rate % Employed in the Field
2016	126	N/A*	N/A*	N/A*	N/A*
2017	85	61	59	17	29%

Note: \* Because of the change in the Bureaus reporting regulations, which became effective on July 14, 2016, this institution was not required to collect the data for its 2016 and prior graduates.

You may obtain from the institution a list of the employment positions determined to be in the field for which a student received education and training. A copy of such listing is available in the school catalog posted at <http://www.uei.edu/>

**Gainfully Employed Categories (includes data for the two calendar years prior to reporting)**

**Part-Time vs. Full-Time Employment**

Calendar Year	Graduates Employed in the Field 20-29 Hours Per Week	Graduates Employed in the Field at Least 30 Hours Per Week	Total Graduates Employed in the Field
2016	N/A*	N/A*	N/A*
2017	0	17	17

**Single Position vs. Concurrent Aggregated Position**

Calendar Year	Graduates Employed in the Field in a Single Position	Graduates Employed in the Field in Concurrent Aggregated Positions	Total Graduates Employed in the Field
2016	N/A*	N/A*	N/A*
2017	17	0	17



**Self-Employed / Freelance Positions**

Calendar Year	Graduates Employed who are Self-Employed or Working Freelance	Total Graduates Employed in the Field
2016	N/A*	N/A*
2017	0	17

**Institutional Employment**

Calendar Year	Graduates Employed in the Field who are Employed by the Institution, an Employer Owned by the Institution, or an Employer who Shares Ownership with the Institution.	Total Graduates Employed in the Field
2016	N/A*	N/A*
2017	0	17

Student's Initials: \_\_\_\_\_ Date: \_\_\_\_\_

Initial only after you have had sufficient time to read and understand the information.

**Self-Employed / Freelance Positions**

This program may result in freelance or self-employment.

- The work available to graduates of this program is usually for freelance or self-employment.
- This type of work may not be consistent.
- The period of employment can range from one day to weeks to several months.
- Hours worked in a day or week may be more or less than the traditional 8 hour work day or 40 hour work week.
- You can expect to spend unpaid time expanding your networks, advertising, promoting your services, or honing your skills.
- Once graduates begin to work freelance or are self-employed, they will be asked to provide documentation that they are employed as such so that they may be counted as placed for our job placement records.
- Students initialing this disclosure understand that either a majority or all of this school's graduates are employed in this manner and understand what comprises this work style.

Student's Initials: \_\_\_\_\_ Date: \_\_\_\_\_

Only initial after you have had sufficient time to read and understand the information.



**License Examination Passage Rates** *(includes data for the two calendar years prior to reporting)*

Calendar Year	Number of Graduates in Calendar Year	Number of Graduates Taking Exam	Number Who Passed First Available Exam	Number Who Failed First Available Exam	Passage Rate
2016	N/A	N/A	N/A	N/A	N/A
2017	N/A	N/A	N/A	N/A	N/A

No state agency licensure examination is required for the employment of graduates of this program.

**Salary and Wage Information** *(includes data for the two calendar years prior to reporting)*

**Annual salary and wages reported for graduates employed in the field.**

Calendar Year	Graduates Available for Employment	Graduates Employed in Field	\$10,001-\$15,000	\$15,001-\$20,000	\$20,001-\$25,000	\$25,001-\$30,000	\$30,001-\$35,000	\$35,001-\$40,000	\$40,001-\$45,000	\$45,001-\$50,000	\$50,001+	No Salary Information Reported
2016	N/A*	N/A*	N/A*	N/A*	N/A*	N/A*	N/A*	N/A*	N/A*	N/A*	N/A*	N/A*
2017	59	17	0	0	11	0	3	3	0	0	0	0

A list of sources used to substantiate salary disclosures is available from the school. The institution verifies graduate employment and salary information through employer verifications or student attestations. Additionally, a student may obtain salary information by visiting the Bureau of Labor Statistics website at: <https://www.bls.gov/>

Student's Initials: \_\_\_\_\_ Date: \_\_\_\_\_

Initial only after you have had sufficient time to read and understand the information.

**Cost of Educational Program**

Total charges for the program for students completing on-time in 2017: \$19,900. Additional charges may be incurred if the program is not completed on-time.

Student's Initials: \_\_\_\_\_ Date: \_\_\_\_\_

Initial only after you have had sufficient time to read and understand the information.



**Federal Student Loan Debt**

Most recent three year cohort default rate, as reported by the United State Department of Education. <sup>1</sup>	The percentage of enrolled students in 2017 receiving federal student loans to pay for this program.	The average amount of federal student loan debt of 2017 graduates who took out federal student loans at this institution.	The percentage of graduates in 2017 with federal student loans as calculated by the institution.
16.7%	95%	\$8,706	98%

<sup>1</sup>The percentage of students who defaulted on their federal student loans is called the Cohort Default Rate (CDR). It shows the percentage of this school's students who were more than 270 days (9 months) behind on their federal student loans within three years of when the first payment was due. This is the most recent CDR reported by the U.S. Department of Education.

**Student's Initials:** \_\_\_\_\_ **Date:** \_\_\_\_\_

**Initial only after you have had sufficient time to read and understand the information.**

This fact sheet is filed with the Bureau for Private Postsecondary Education. Regardless of any information you may have relating to completion rates, placement rates, starting salaries, or license exam passage rates, this fact sheet contains the information as calculated pursuant to state law.

Any questions a student may have regarding this fact sheet that have not been satisfactorily answered by the institution may be directed to the Bureau for Private Postsecondary Education at 2535 Capitol Oaks Drive, Suite 400, Sacramento, CA 95833, [www.bppe.ca.gov](http://www.bppe.ca.gov), toll-free telephone number (888) 370-7589 or by fax (916) 263-1897.

\_\_\_\_\_  
Student Name - Print

\_\_\_\_\_  
Student Signature

\_\_\_\_\_  
Date

\_\_\_\_\_  
School Official

\_\_\_\_\_  
Date



### Definitions

- “Number of Students Who Began the Program” means the number of students who began a program who were scheduled to complete the program within 100% of the published program length within the reporting calendar year and excludes all students who cancelled during the cancellation period.
- “Students Available for Graduation” is the number of students who began the program minus the number of students who have died, been incarcerated, or been called to active military duty.
- “Number of On-time Graduates” is the number of students who completed the program within 100% of the published program length within the reporting calendar year.
- “On-time Completion Rate” is the number of on-time graduates divided by the number of students available for graduation.
- “150% Graduates” is the number of students who completed the program within 150% of the program length (includes on-time graduates).
- “150% Completion Rate” is the number of students who completed the program in the reported calendar year within 150% of the published program length, including on-time graduates, divided by the number of students available for graduation.
- “Graduates Available for Employment” means the number of graduates minus the number of graduates unavailable for employment.
- “Graduates Unavailable for Employment” means the graduates who, after graduation, die, become incarcerated, are called to active military duty, are international students that leave the United States or do not have a visa allowing employment in the United States, or are continuing their education in an accredited or bureau-approved postsecondary institution.
- “Graduates Employed in the Field” means graduates who beginning within six months after a student completes the applicable educational program are gainfully employed, whose employment has been reported, and for whom the institution has documented verification of employment. For occupations for which the state requires passing an examination, the six months period begins after the announcement of the examination results for the first examination available after a student completes an applicable educational program.
- “Placement Rate Employed in the Field” is calculated by dividing the number of graduates gainfully employed in the field by the number of graduates available for employment.
- “Number of Graduates Taking Exam” is the number of graduates who took the first available exam in the reported calendar year.
- “First Available Exam Date” is the date for the first available exam after a student completed a program.
- “Passage Rate” is calculated by dividing the number of graduates who passed the exam by the number of graduates who took the reported licensing exam.
- “Number Who Passed First Available Exam” is the number of graduates who took and passed the first available licensing exam after completing the program.
- “Salary” is as reported by graduate or graduate’s employer.
- “No Salary Information Reported” is the number of graduates for whom, after making reasonable attempts, the school was not able to obtain salary information.



## **STUDENT'S RIGHT TO CANCEL**


California Education Code Section 94919 (d), provides that the student has the right to cancel and obtain a refund of charges paid (excluding the registration fee) through attendance at the first class session, or the seventh day after enrollment, whichever is later. In accordance with California Education Code Section 94919(d), the institution's policy is that all new and re-entry students have the right to cancel the enrollment agreement until midnight of the seventh (7) day from the scheduled start date of the first module not including holidays (but does include weekends and in-service days). In accordance with California Education Code Section 94919(b), Students shall notify the school in writing of the cancellation of their enrollment agreement ("Notice of Cancellation"). If the Notice of Cancellation is received by mail, it is effective when deposited in the mail properly addressed with postage prepaid. A student may cancel the enrollment agreement in the event the school cancels the program. All monies paid (with the exception of the registration Fee), will be returned to the student within thirty (30) days after either the school receives the applicant's Notice of Cancellation; or if the school cancels this agreement as described below.

A cancellation determination will be made by the institution for new and re-entry students on or before midnight of the fourteenth (14) consecutive calendar day from the scheduled start date of the first module (for re-entry students, it is the first module in which the student is enrolled upon returning to school), not including school-scheduled holidays and school-scheduled breaks (winter, spring, and summer breaks only) based on the following criteria:

1. Violation of the Student Code of Conduct.
2. Unable to obtain proof of high school graduation or equivalent.
3. Incomplete arrangements to fulfill financial obligations.

All new students whose Last Day of Attendance (LDA) falls on or before midnight of the fourteenth (14) consecutive calendar day from the scheduled start date of the first module, not including school-scheduled breaks (winter, spring, and summer breaks only) and any holidays published in the academic calendar in the catalog, will be assigned the status "Early Withdrawal" (EW). The determination date for "EW" will fall on the 14th absence consecutive calendar day from the student's LDA not including school-scheduled breaks (winter, spring, and summer breaks only) and any school-scheduled holidays, when the "EW" status will be automatically assigned by Electronic Student Database.

**Note:** Cancellations and Early Withdrawals will result in all charges being reversed with the exception of the registration fee which is non-refundable. The registration fee will be returned to all students who cancel their enrollment within three (3) business days from the date the enrollment agreement was signed at the following locations: Bakersfield, Fresno, Gardena, Riverside and Sacramento. In the event where the school cancels the program, any registration fees paid by the student will be refunded.







**SCHOOL PERFORMANCE FACT SHEET  
CALENDAR YEARS 2016 & 2017**

**Pharmacy Technician - 34 Weeks**

**On-Time Completion Rates (Graduation Rates)**

*Includes data for the two calendar years prior to reporting.*

Calendar Year	Number of Students Who Began the Program	Students Available for Graduation	Number of On-Time Graduates	On-Time Completion Rate
2016	79	79	12	15%
2017	93	93	16	17%

Student's Initials: \_\_\_\_\_ Date: \_\_\_\_\_

Initial only after you have had sufficient time to read and understand the information.

**Students Completing Within 150% of the Published Program Length**

Calendar Year	Number of Students Who Began the Program	Students Available for Graduation	150% Graduates	150% Completion Rate
2016	79	79	57	72%
2017	93	93	62	66%

Student's Initials: \_\_\_\_\_ Date: \_\_\_\_\_

Initial only after you have had sufficient time to read and understand the information.



**Job Placement Rates (includes data for the two calendar years prior to reporting)**

Calendar Year	Number of Students Who Began Program	Number of Graduates	Graduates Available for Employment	Graduates Employed in the Field	Placement Rate % Employed in the Field
2016	79	N/A*	N/A*	N/A*	N/A*
2017	93	65	61	21	34%

Note: \* Because of the change in the Bureaus reporting regulations, which became effective on July 14, 2016, this institution was not required to collect the data for its 2016 and prior graduates.

You may obtain from the institution a list of the employment positions determined to be in the field for which a student received education and training. A copy of such listing is available in the school catalog posted at <http://www.uei.edu/>

**Gainfully Employed Categories (includes data for the two calendar years prior to reporting)**

**Part-Time vs. Full-Time Employment**

Calendar Year	Graduates Employed in the Field 20-29 Hours Per Week	Graduates Employed in the Field at Least 30 Hours Per Week	Total Graduates Employed in the Field
2016	N/A*	N/A*	N/A*
2017	5	16	21

**Single Position vs. Concurrent Aggregated Position**

Calendar Year	Graduates Employed in the Field in a Single Position	Graduates Employed in the Field in Concurrent Aggregated Positions	Total Graduates Employed in the Field
2016	N/A*	N/A*	N/A*
2017	21	0	21



**Self-Employed / Freelance Positions**

Calendar Year	Graduates Employed who are Self-Employed or Working Freelance	Total Graduates Employed in the Field
2016	N/A*	N/A*
2017	0	21

**Institutional Employment**

Calendar Year	Graduates Employed in the Field who are Employed by the Institution, an Employer Owned by the Institution, or an Employer who Shares Ownership with the Institution.	Total Graduates Employed in the Field
2016	N/A*	N/A*
2017	0	21

Student's Initials: \_\_\_\_\_ Date: \_\_\_\_\_

Initial only after you have had sufficient time to read and understand the information.

**Self-Employed / Freelance Positions**

This program may result in freelance or self-employment.

- The work available to graduates of this program is usually for freelance or self-employment.
- This type of work may not be consistent.
- The period of employment can range from one day to weeks to several months.
- Hours worked in a day or week may be more or less than the traditional 8 hour work day or 40 hour work week.
- You can expect to spend unpaid time expanding your networks, advertising, promoting your services, or honing your skills.
- Once graduates begin to work freelance or are self-employed, they will be asked to provide documentation that they are employed as such so that they may be counted as placed for our job placement records.
- Students initialing this disclosure understand that either a majority or all of this school's graduates are employed in this manner and understand what comprises this work style.

Student's Initials: \_\_\_\_\_ Date: \_\_\_\_\_

Only initial after you have had sufficient time to read and understand the information.



**License Examination Passage Rates** *(includes data for the two calendar years prior to reporting)*

Calendar Year	Number of Graduates in Calendar Year	Number of Graduates Taking Exam	Number Who Passed First Available Exam	Number Who Failed First Available Exam	Passage Rate
2016	N/A	N/A	N/A	N/A	N/A
2017	N/A	N/A	N/A	N/A	N/A

No state agency licensure examination is required for the employment of graduates of this program.

**Salary and Wage Information** *(includes data for the two calendar years prior to reporting)*

**Annual salary and wages reported for graduates employed in the field.**

Calendar Year	Graduates Available for Employment	Graduates Employed in Field	\$10,001-\$15,000	\$15,001-\$20,000	\$20,001-\$25,000	\$25,001-\$30,000	\$30,001-\$35,000	\$35,001-\$40,000	\$40,001-\$45,000	\$45,001-\$50,000	\$50,001+	No Salary Information Reported
2016	N/A*	N/A*	N/A*	N/A*	N/A*	N/A*	N/A*	N/A*	N/A*	N/A*	N/A*	N/A*
2017	61	21	2	3	9	5	1	1	0	0	0	0

A list of sources used to substantiate salary disclosures is available from the school. The institution verifies graduate employment and salary information through employer verifications or student attestations. Additionally, a student may obtain salary information by visiting the Bureau of Labor Statistics website at: <https://www.bls.gov/>

Student's Initials: \_\_\_\_\_ Date: \_\_\_\_\_

Initial only after you have had sufficient time to read and understand the information.

**Cost of Educational Program**

Total charges for the program for students completing on-time in 2017: \$19,900. Additional charges may be incurred if the program is not completed on-time.

Student's Initials: \_\_\_\_\_ Date: \_\_\_\_\_

Initial only after you have had sufficient time to read and understand the information.



**Federal Student Loan Debt**

Most recent three year cohort default rate, as reported by the United State Department of Education. <sup>1</sup>	The percentage of enrolled students in 2017 receiving federal student loans to pay for this program.	The average amount of federal student loan debt of 2017 graduates who took out federal student loans at this institution.	The percentage of graduates in 2017 with federal student loans as calculated by the institution.
16.7%	96%	\$8,706	98%

<sup>1</sup>The percentage of students who defaulted on their federal student loans is called the Cohort Default Rate (CDR). It shows the percentage of this school's students who were more than 270 days (9 months) behind on their federal student loans within three years of when the first payment was due. This is the most recent CDR reported by the U.S. Department of Education.

**Student's Initials:** \_\_\_\_\_ **Date:** \_\_\_\_\_

**Initial only after you have had sufficient time to read and understand the information.**

This fact sheet is filed with the Bureau for Private Postsecondary Education. Regardless of any information you may have relating to completion rates, placement rates, starting salaries, or license exam passage rates, this fact sheet contains the information as calculated pursuant to state law.

Any questions a student may have regarding this fact sheet that have not been satisfactorily answered by the institution may be directed to the Bureau for Private Postsecondary Education at 2535 Capitol Oaks Drive, Suite 400, Sacramento, CA 95833, [www.bppe.ca.gov](http://www.bppe.ca.gov), toll-free telephone number (888) 370-7589 or by fax (916) 263-1897.

\_\_\_\_\_  
Student Name - Print

\_\_\_\_\_  
Student Signature

\_\_\_\_\_  
Date

\_\_\_\_\_  
School Official

\_\_\_\_\_  
Date



### Definitions

- “Number of Students Who Began the Program” means the number of students who began a program who were scheduled to complete the program within 100% of the published program length within the reporting calendar year and excludes all students who cancelled during the cancellation period.
- “Students Available for Graduation” is the number of students who began the program minus the number of students who have died, been incarcerated, or been called to active military duty.
- “Number of On-time Graduates” is the number of students who completed the program within 100% of the published program length within the reporting calendar year.
- “On-time Completion Rate” is the number of on-time graduates divided by the number of students available for graduation.
- “150% Graduates” is the number of students who completed the program within 150% of the program length (includes on-time graduates).
- “150% Completion Rate” is the number of students who completed the program in the reported calendar year within 150% of the published program length, including on-time graduates, divided by the number of students available for graduation.
- “Graduates Available for Employment” means the number of graduates minus the number of graduates unavailable for employment.
- “Graduates Unavailable for Employment” means the graduates who, after graduation, die, become incarcerated, are called to active military duty, are international students that leave the United States or do not have a visa allowing employment in the United States, or are continuing their education in an accredited or bureau-approved postsecondary institution.
- “Graduates Employed in the Field” means graduates who beginning within six months after a student completes the applicable educational program are gainfully employed, whose employment has been reported, and for whom the institution has documented verification of employment. For occupations for which the state requires passing an examination, the six months period begins after the announcement of the examination results for the first examination available after a student completes an applicable educational program.
- “Placement Rate Employed in the Field” is calculated by dividing the number of graduates gainfully employed in the field by the number of graduates available for employment.
- “Number of Graduates Taking Exam” is the number of graduates who took the first available exam in the reported calendar year.
- “First Available Exam Date” is the date for the first available exam after a student completed a program.
- “Passage Rate” is calculated by dividing the number of graduates who passed the exam by the number of graduates who took the reported licensing exam.
- “Number Who Passed First Available Exam” is the number of graduates who took and passed the first available licensing exam after completing the program.
- “Salary” is as reported by graduate or graduate’s employer.
- “No Salary Information Reported” is the number of graduates for whom, after making reasonable attempts, the school was not able to obtain salary information.



## **STUDENT'S RIGHT TO CANCEL**

California Education Code Section 94919 (d), provides that the student has the right to cancel and obtain a refund of charges paid (excluding the registration fee) through attendance at the first class session, or the seventh day after enrollment, whichever is later. In accordance with California Education Code Section 94919(d), the institution's policy is that all new and re-entry students have the right to cancel the enrollment agreement until midnight of the seventh (7) day from the scheduled start date of the first module not including holidays (but does include weekends and in-service days). In accordance with California Education Code Section 94919(b), Students shall notify the school in writing of the cancellation of their enrollment agreement ("Notice of Cancellation"). If the Notice of Cancellation is received by mail, it is effective when deposited in the mail properly addressed with postage prepaid. A student may cancel the enrollment agreement in the event the school cancels the program. All monies paid (with the exception of the registration Fee), will be returned to the student within thirty (30) days after either the school receives the applicant's Notice of Cancellation; or if the school cancels this agreement as described below.

A cancellation determination will be made by the institution for new and re-entry students on or before midnight of the fourteenth (14) consecutive calendar day from the scheduled start date of the first module (for re-entry students, it is the first module in which the student is enrolled upon returning to school), not including school-scheduled holidays and school-scheduled breaks (winter, spring, and summer breaks only) based on the following criteria:

1. Violation of the Student Code of Conduct.
2. Unable to obtain proof of high school graduation or equivalent.
3. Incomplete arrangements to fulfill financial obligations.

All new students whose Last Day of Attendance (LDA) falls on or before midnight of the fourteenth (14) consecutive calendar day from the scheduled start date of the first module, not including school-scheduled breaks (winter, spring, and summer breaks only) and any holidays published in the academic calendar in the catalog, will be assigned the status "Early Withdrawal" (EW). The determination date for "EW" will fall on the 14th absence consecutive calendar day from the student's LDA not including school-scheduled breaks (winter, spring, and summer breaks only) and any school-scheduled holidays, when the "EW" status will be automatically assigned by Electronic Student Database.

**Note:** Cancellations and Early Withdrawals will result in all charges being reversed with the exception of the registration fee which is non-refundable. The registration fee will be returned to all students who cancel their enrollment within three (3) business days from the date the enrollment agreement was signed at the following locations: Bakersfield, Fresno, Gardena, Riverside and Sacramento. In the event where the school cancels the program, any registration fees paid by the student will be refunded.

