



**SCHOOL PERFORMANCE FACT SHEET
 CALENDAR YEARS 2016 & 2017**

Business Office Administration - 34 Weeks

On-Time Completion Rates (Graduation Rates)

Includes data for the two calendar years prior to reporting.

Calendar Year	Number of Students Who Began the Program	Students Available for Graduation	Number of On-Time Graduates	On-Time Completion Rate
2016	69	69	13	19%
2017	72	72	15	20%

Student's Initials: _____ Date: _____

Initial only after you have had sufficient time to read and understand the information.

Students Completing Within 150% of the Published Program Length

Calendar Year	Number of Students Who Began the Program	Students Available for Graduation	150% Graduates	150% Completion Rate
2016	69	69	32	46%
2017	72	72	46	63%

Student's Initials: _____ Date: _____

Initial only after you have had sufficient time to read and understand the information.



Job Placement Rates (includes data for the two calendar years prior to reporting)

Calendar Year	Number of Students Who Began Program	Number of Graduates	Graduates Available for Employment	Graduates Employed in the Field	Placement Rate % Employed in the Field
2016	69	N/A*	N/A*	N/A*	N/A*
2017	72	49	48	29	60%

*Note: * Because of the change in the Bureaus reporting regulations, which became effective on July 14, 2016, this institution was not required to collect the data for its 2016 and prior graduates.*

You may obtain from the institution a list of the employment positions determined to be in the field for which a student received education and training. A copy of such listing is available in the school catalog posted at <http://www.uei.edu/>

Gainfully Employed Categories (includes data for the two calendar years prior to reporting)

Part-Time vs. Full-Time Employment

Calendar Year	Graduates Employed in the Field 20-29 Hours Per Week	Graduates Employed in the Field at Least 30 Hours Per Week	Total Graduates Employed in the Field
2016	N/A*	N/A*	N/A*
2017	7	22	29

Single Position vs. Concurrent Aggregated Position

Calendar Year	Graduates Employed in the Field in a Single Position	Graduates Employed in the Field in Concurrent Aggregated Positions	Total Graduates Employed in the Field
2016	N/A*	N/A*	N/A*
2017	29	0	29



Self-Employed / Freelance Positions

Calendar Year	Graduates Employed who are Self-Employed or Working Freelance	Total Graduates Employed in the Field
2016	N/A*	N/A*
2017	0	29

Institutional Employment

Calendar Year	Graduates Employed in the Field who are Employed by the Institution, an Employer Owned by the Institution, or an Employer who Shares Ownership with the Institution.	Total Graduates Employed in the Field
2016	N/A*	N/A*
2017	2	29

Student's Initials: _____ Date: _____

Initial only after you have had sufficient time to read and understand the information.

Self-Employed / Freelance Positions

This program may result in freelance or self-employment.

- The work available to graduates of this program is usually for freelance or self-employment.
- This type of work may not be consistent.
- The period of employment can range from one day to weeks to several months.
- Hours worked in a day or week may be more or less than the traditional 8 hour work day or 40 hour work week.
- You can expect to spend unpaid time expanding your networks, advertising, promoting your services, or honing your skills.
- Once graduates begin to work freelance or are self-employed, they will be asked to provide documentation that they are employed as such so that they may be counted as placed for our job placement records.
- Students initialing this disclosure understand that either a majority or all of this school's graduates are employed in this manner and understand what comprises this work style.

Student's Initials: _____ Date: _____

Only initial after you have had sufficient time to read and understand the information.



License Examination Passage Rates (includes data for the two calendar years prior to reporting)

Calendar Year	Number of Graduates in Calendar Year	Number of Graduates Taking Exam	Number Who Passed First Available Exam	Number Who Failed First Available Exam	Passage Rate
2016	N/A	N/A	N/A	N/A	N/A
2017	N/A	N/A	N/A	N/A	N/A

No state agency licensure examination is required for the employment of graduates of this program.

Salary and Wage Information (includes data for the two calendar years prior to reporting)

Annual salary and wages reported for graduates employed in the field.

Calendar Year	Graduates Available for Employment	Graduates Employed in Field	\$10,001-\$15,000	\$15,001-\$20,000	\$20,001-\$25,000	\$25,001-\$30,000	\$30,001-\$35,000	\$35,001-\$40,000	\$40,001-\$45,000	\$45,001-\$50,000	\$50,001+	No Salary Information Reported
2016	N/A*	N/A*	N/A*	N/A*	N/A*	N/A*	N/A*	N/A*	N/A*	N/A*	N/A*	N/A*
2017	48	29	2	2	6	5	4	2	0	0	1	7

A list of sources used to substantiate salary disclosures is available from the school. The institution verifies graduate employment and salary information through employer verifications or student attestations. Additionally, a student may obtain salary information by visiting the Bureau of Labor Statistics website at: <https://www.bls.gov/>

Student's Initials: _____ Date: _____

Initial only after you have had sufficient time to read and understand the information.

Cost of Educational Program

Total charges for the program for students completing on-time in 2017: \$19,900. Additional charges may be incurred if the program is not completed on-time.

Student's Initials: _____ Date: _____

Initial only after you have had sufficient time to read and understand the information.



Federal Student Loan Debt

Most recent three year cohort default rate, as reported by the United State Department of Education. ¹	The percentage of enrolled students in 2017 receiving federal student loans to pay for this program.	The average amount of federal student loan debt of 2017 graduates who took out federal student loans at this institution.	The percentage of graduates in 2017 with federal student loans as calculated by the institution.
14.3%	83%	\$8,335	93%

¹The percentage of students who defaulted on their federal student loans is called the Cohort Default Rate (CDR). It shows the percentage of this school’s students who were more than 270 days (9 months) behind on their federal student loans within three years of when the first payment was due. This is the most recent CDR reported by the U.S. Department of Education.

Student’s Initials: _____ **Date:** _____

Initial only after you have had sufficient time to read and understand the information.

This fact sheet is filed with the Bureau for Private Postsecondary Education. Regardless of any information you may have relating to completion rates, placement rates, starting salaries, or license exam passage rates, this fact sheet contains the information as calculated pursuant to state law.

Any questions a student may have regarding this fact sheet that have not been satisfactorily answered by the institution may be directed to the Bureau for Private Postsecondary Education at 2535 Capitol Oaks Drive, Suite 400, Sacramento, CA 95833, www.bppe.ca.gov, toll-free telephone number (888) 370-7589 or by fax (916) 263-1897.

Student Name - Print

Student Signature

Date

School Official

Date



Definitions

- “Number of Students Who Began the Program” means the number of students who began a program who were scheduled to complete the program within 100% of the published program length within the reporting calendar year and excludes all students who cancelled during the cancellation period.
- “Students Available for Graduation” is the number of students who began the program minus the number of students who have died, been incarcerated, or been called to active military duty.
- “Number of On-time Graduates” is the number of students who completed the program within 100% of the published program length within the reporting calendar year.
- “On-time Completion Rate” is the number of on-time graduates divided by the number of students available for graduation.
- “150% Graduates” is the number of students who completed the program within 150% of the program length (includes on-time graduates).
- “150% Completion Rate” is the number of students who completed the program in the reported calendar year within 150% of the published program length, including on-time graduates, divided by the number of students available for graduation.
- “Graduates Available for Employment” means the number of graduates minus the number of graduates unavailable for employment.
- “Graduates Unavailable for Employment” means the graduates who, after graduation, die, become incarcerated, are called to active military duty, are international students that leave the United States or do not have a visa allowing employment in the United States, or are continuing their education in an accredited or bureau-approved postsecondary institution.
- “Graduates Employed in the Field” means graduates who beginning within six months after a student completes the applicable educational program are gainfully employed, whose employment has been reported, and for whom the institution has documented verification of employment. For occupations for which the state requires passing an examination, the six months period begins after the announcement of the examination results for the first examination available after a student completes an applicable educational program.
- “Placement Rate Employed in the Field” is calculated by dividing the number of graduates gainfully employed in the field by the number of graduates available for employment.
- “Number of Graduates Taking Exam” is the number of graduates who took the first available exam in the reported calendar year.
- “First Available Exam Date” is the date for the first available exam after a student completed a program.
- “Passage Rate” is calculated by dividing the number of graduates who passed the exam by the number of graduates who took the reported licensing exam.
- “Number Who Passed First Available Exam” is the number of graduates who took and passed the first available licensing exam after completing the program.
- “Salary” is as reported by graduate or graduate’s employer.
- “No Salary Information Reported” is the number of graduates for whom, after making reasonable attempts, the school was not able to obtain salary information.



STUDENT'S RIGHT TO CANCEL

California Education Code Section 94919 (d), provides that the student has the right to cancel and obtain a refund of charges paid (excluding the registration fee) through attendance at the first class session, or the seventh day after enrollment, whichever is later. In accordance with California Education Code Section 94919(d), the institution's policy is that all new and re-entry students have the right to cancel the enrollment agreement until midnight of the seventh (7) day from the scheduled start date of the first module not including holidays (but does include weekends and in-service days). In accordance with California Education Code Section 94919(b), Students shall notify the school in writing of the cancellation of their enrollment agreement ("Notice of Cancellation"). If the Notice of Cancellation is received by mail, it is effective when deposited in the mail properly addressed with postage prepaid. A student may cancel the enrollment agreement in the event the school cancels the program. All monies paid (with the exception of the registration Fee), will be returned to the student within thirty (30) days after either the school receives the applicant's Notice of Cancellation; or if the school cancels this agreement as described below.

A cancellation determination will be made by the institution for new and re-entry students on or before midnight of the fourteenth (14) consecutive calendar day from the scheduled start date of the first module (for re-entry students, it is the first module in which the student is enrolled upon returning to school), not including school-scheduled holidays and school-scheduled breaks (winter, spring, and summer breaks only) based on the following criteria:

1. Violation of the Student Code of Conduct.
2. Unable to obtain proof of high school graduation or equivalent.
3. Incomplete arrangements to fulfill financial obligations.

All new students whose Last Day of Attendance (LDA) falls on or before midnight of the fourteenth (14) consecutive calendar day from the scheduled start date of the first module, not including school-scheduled breaks (winter, spring, and summer breaks only) and any holidays published in the academic calendar in the catalog, will be assigned the status "Early Withdrawal" (EW). The determination date for "EW" will fall on the 14th absence consecutive calendar day from the student's LDA not including school-scheduled breaks (winter, spring, and summer breaks only) and any school-scheduled holidays, when the "EW" status will be automatically assigned by Electronic Student Database.

Note: Cancellations and Early Withdrawals will result in all charges being reversed with the exception of the registration fee which is non-refundable. The registration fee will be returned to all students who cancel their enrollment within three (3) business days from the date the enrollment agreement was signed at the following locations: Bakersfield, Fresno, Gardena, Riverside and Sacramento. In the event where the school cancels the program, any registration fees paid by the student will be refunded.





**SCHOOL PERFORMANCE FACT SHEET
 CALENDAR YEARS 2016 & 2017**

Criminal Justice - 36 Weeks

On-Time Completion Rates (Graduation Rates)

Includes data for the two calendar years prior to reporting.

Calendar Year	Number of Students Who Began the Program	Students Available for Graduation	Number of On-Time Graduates	On-Time Completion Rate
2016	61	60	22	37%
2017	53	53	3	5%

Student's Initials: _____ Date: _____

Initial only after you have had sufficient time to read and understand the information.

Students Completing Within 150% of the Published Program Length

Calendar Year	Number of Students Who Began the Program	Students Available for Graduation	150% Graduates	150% Completion Rate
2016	61	60	41	68%
2017	53	53	22	41%

Student's Initials: _____ Date: _____

Initial only after you have had sufficient time to read and understand the information.



Job Placement Rates (includes data for the two calendar years prior to reporting)

Calendar Year	Number of Students Who Began Program	Number of Graduates	Graduates Available for Employment	Graduates Employed in the Field	Placement Rate % Employed in the Field
2016	61	N/A*	N/A*	N/A*	N/A*
2017	53	26	25	16	64%

*Note: * Because of the change in the Bureaus reporting regulations, which became effective on July 14, 2016, this institution was not required to collect the data for its 2016 and prior graduates.*

You may obtain from the institution a list of the employment positions determined to be in the field for which a student received education and training. A copy of such listing is available in the school catalog posted at <http://www.uei.edu/>

Gainfully Employed Categories (includes data for the two calendar years prior to reporting)

Part-Time vs. Full-Time Employment

Calendar Year	Graduates Employed in the Field 20-29 Hours Per Week	Graduates Employed in the Field at Least 30 Hours Per Week	Total Graduates Employed in the Field
2016	N/A*	N/A*	N/A*
2017	8	8	16

Single Position vs. Concurrent Aggregated Position

Calendar Year	Graduates Employed in the Field in a Single Position	Graduates Employed in the Field in Concurrent Aggregated Positions	Total Graduates Employed in the Field
2016	N/A*	N/A*	N/A*
2017	16	0	16



Self-Employed / Freelance Positions

Calendar Year	Graduates Employed who are Self-Employed or Working Freelance	Total Graduates Employed in the Field
2016	N/A*	N/A*
2017	0	16

Institutional Employment

Calendar Year	Graduates Employed in the Field who are Employed by the Institution, an Employer Owned by the Institution, or an Employer who Shares Ownership with the Institution.	Total Graduates Employed in the Field
2016	N/A*	N/A*
2017	3	16

Student's Initials: _____ Date: _____
Initial only after you have had sufficient time to read and understand the information.

Self-Employed / Freelance Positions

This program may result in freelance or self-employment.

- The work available to graduates of this program is usually for freelance or self-employment.
- This type of work may not be consistent.
- The period of employment can range from one day to weeks to several months.
- Hours worked in a day or week may be more or less than the traditional 8 hour work day or 40 hour work week.
- You can expect to spend unpaid time expanding your networks, advertising, promoting your services, or honing your skills.
- Once graduates begin to work freelance or are self-employed, they will be asked to provide documentation that they are employed as such so that they may be counted as placed for our job placement records.
- Students initialing this disclosure understand that either a majority or all of this school's graduates are employed in this manner and understand what comprises this work style.

Student's Initials: _____ Date: _____
Only initial after you have had sufficient time to read and understand the information.



License Examination Passage Rates (includes data for the two calendar years prior to reporting)

Calendar Year	Number of Graduates in Calendar Year	Number of Graduates Taking Exam	Number Who Passed First Available Exam	Number Who Failed First Available Exam	Passage Rate
2016	N/A	N/A	N/A	N/A	N/A
2017	N/A	N/A	N/A	N/A	N/A

No state agency licensure examination is required for the employment of graduates of this program.

Salary and Wage Information (includes data for the two calendar years prior to reporting)

Annual salary and wages reported for graduates employed in the field.

Calendar Year	Graduates Available for Employment	Graduates Employed in Field	\$10,001-\$15,000	\$15,001-\$20,000	\$20,001-\$25,000	\$25,001-\$30,000	\$30,001-\$35,000	\$35,001-\$40,000	\$40,001-\$45,000	\$45,001-\$50,000	\$50,001+	No Salary Information Reported
2016	N/A*	N/A*	N/A*	N/A*	N/A*	N/A*	N/A*	N/A*	N/A*	N/A*	N/A*	N/A*
2017	25	16	2	5	4	3	1	0	0	0	0	1

A list of sources used to substantiate salary disclosures is available from the school. The institution verifies graduate employment and salary information through employer verifications or student attestations. Additionally, a student may obtain salary information by visiting the Bureau of Labor Statistics website at: <https://www.bls.gov/>

Student's Initials: _____ Date: _____

Initial only after you have had sufficient time to read and understand the information.

Cost of Educational Program

Total charges for the program for students completing on-time in 2017: \$19,900. Additional charges may be incurred if the program is not completed on-time.

Student's Initials: _____ Date: _____

Initial only after you have had sufficient time to read and understand the information.



Federal Student Loan Debt

Most recent three year cohort default rate, as reported by the United State Department of Education. ¹	The percentage of enrolled students in 2017 receiving federal student loans to pay for this program.	The average amount of federal student loan debt of 2017 graduates who took out federal student loans at this institution.	The percentage of graduates in 2017 with federal student loans as calculated by the institution.
14.3%	89%	\$8,335	93%

¹The percentage of students who defaulted on their federal student loans is called the Cohort Default Rate (CDR). It shows the percentage of this school's students who were more than 270 days (9 months) behind on their federal student loans within three years of when the first payment was due. This is the most recent CDR reported by the U.S. Department of Education.

Student's Initials: _____ **Date:** _____

Initial only after you have had sufficient time to read and understand the information.

This fact sheet is filed with the Bureau for Private Postsecondary Education. Regardless of any information you may have relating to completion rates, placement rates, starting salaries, or license exam passage rates, this fact sheet contains the information as calculated pursuant to state law.

Any questions a student may have regarding this fact sheet that have not been satisfactorily answered by the institution may be directed to the Bureau for Private Postsecondary Education at 2535 Capitol Oaks Drive, Suite 400, Sacramento, CA 95833, www.bppe.ca.gov, toll-free telephone number (888) 370-7589 or by fax (916) 263-1897.

Student Name - Print

Student Signature

Date

School Official

Date



Definitions

- “Number of Students Who Began the Program” means the number of students who began a program who were scheduled to complete the program within 100% of the published program length within the reporting calendar year and excludes all students who cancelled during the cancellation period.
- “Students Available for Graduation” is the number of students who began the program minus the number of students who have died, been incarcerated, or been called to active military duty.
- “Number of On-time Graduates” is the number of students who completed the program within 100% of the published program length within the reporting calendar year.
- “On-time Completion Rate” is the number of on-time graduates divided by the number of students available for graduation.
- “150% Graduates” is the number of students who completed the program within 150% of the program length (includes on-time graduates).
- “150% Completion Rate” is the number of students who completed the program in the reported calendar year within 150% of the published program length, including on-time graduates, divided by the number of students available for graduation.
- “Graduates Available for Employment” means the number of graduates minus the number of graduates unavailable for employment.
- “Graduates Unavailable for Employment” means the graduates who, after graduation, die, become incarcerated, are called to active military duty, are international students that leave the United States or do not have a visa allowing employment in the United States, or are continuing their education in an accredited or bureau-approved postsecondary institution.
- “Graduates Employed in the Field” means graduates who beginning within six months after a student completes the applicable educational program are gainfully employed, whose employment has been reported, and for whom the institution has documented verification of employment. For occupations for which the state requires passing an examination, the six months period begins after the announcement of the examination results for the first examination available after a student completes an applicable educational program.
- “Placement Rate Employed in the Field” is calculated by dividing the number of graduates gainfully employed in the field by the number of graduates available for employment.
- “Number of Graduates Taking Exam” is the number of graduates who took the first available exam in the reported calendar year.
- “First Available Exam Date” is the date for the first available exam after a student completed a program.
- “Passage Rate” is calculated by dividing the number of graduates who passed the exam by the number of graduates who took the reported licensing exam.
- “Number Who Passed First Available Exam” is the number of graduates who took and passed the first available licensing exam after completing the program.
- “Salary” is as reported by graduate or graduate’s employer.
- “No Salary Information Reported” is the number of graduates for whom, after making reasonable attempts, the school was not able to obtain salary information.



STUDENT'S RIGHT TO CANCEL

California Education Code Section 94919 (d), provides that the student has the right to cancel and obtain a refund of charges paid (excluding the registration fee) through attendance at the first class session, or the seventh day after enrollment, whichever is later. In accordance with California Education Code Section 94919(d), the institution's policy is that all new and re-entry students have the right to cancel the enrollment agreement until midnight of the seventh (7) day from the scheduled start date of the first module not including holidays (but does include weekends and in-service days). In accordance with California Education Code Section 94919(b), Students shall notify the school in writing of the cancellation of their enrollment agreement ("Notice of Cancellation"). If the Notice of Cancellation is received by mail, it is effective when deposited in the mail properly addressed with postage prepaid. A student may cancel the enrollment agreement in the event the school cancels the program. All monies paid (with the exception of the registration Fee), will be returned to the student within thirty (30) days after either the school receives the applicant's Notice of Cancellation; or if the school cancels this agreement as described below.

A cancellation determination will be made by the institution for new and re-entry students on or before midnight of the fourteenth (14) consecutive calendar day from the scheduled start date of the first module (for re-entry students, it is the first module in which the student is enrolled upon returning to school), not including school-scheduled holidays and school-scheduled breaks (winter, spring, and summer breaks only) based on the following criteria:

1. Violation of the Student Code of Conduct.
2. Unable to obtain proof of high school graduation or equivalent.
3. Incomplete arrangements to fulfill financial obligations.

All new students whose Last Day of Attendance (LDA) falls on or before midnight of the fourteenth (14) consecutive calendar day from the scheduled start date of the first module, not including school-scheduled breaks (winter, spring, and summer breaks only) and any holidays published in the academic calendar in the catalog, will be assigned the status "Early Withdrawal" (EW). The determination date for "EW" will fall on the 14th absence consecutive calendar day from the student's LDA not including school-scheduled breaks (winter, spring, and summer breaks only) and any school-scheduled holidays, when the "EW" status will be automatically assigned by Electronic Student Database.

Note: Cancellations and Early Withdrawals will result in all charges being reversed with the exception of the registration fee which is non-refundable. The registration fee will be returned to all students who cancel their enrollment within three (3) business days from the date the enrollment agreement was signed at the following locations: Bakersfield, Fresno, Gardena, Riverside and Sacramento. In the event where the school cancels the program, any registration fees paid by the student will be refunded.





**SCHOOL PERFORMANCE FACT SHEET
 CALENDAR YEARS 2016 & 2017**

Computer Systems Technician - 34 Weeks

On-Time Completion Rates (Graduation Rates)

Includes data for the two calendar years prior to reporting.

Calendar Year	Number of Students Who Began the Program	Students Available for Graduation	Number of On-Time Graduates	On-Time Completion Rate
2016	65	62	8	13%
2017	50	48	5	10%

Student's Initials: _____ Date: _____

Initial only after you have had sufficient time to read and understand the information.

Students Completing Within 150% of the Published Program Length

Calendar Year	Number of Students Who Began the Program	Students Available for Graduation	150% Graduates	150% Completion Rate
2016	65	62	35	56%
2017	50	48	22	45%

Student's Initials: _____ Date: _____

Initial only after you have had sufficient time to read and understand the information.



Job Placement Rates (includes data for the two calendar years prior to reporting)

Calendar Year	Number of Students Who Began Program	Number of Graduates	Graduates Available for Employment	Graduates Employed in the Field	Placement Rate % Employed in the Field
2016	65	N/A*	N/A*	N/A*	N/A*
2017	50	25	24	15	63%

*Note: * Because of the change in the Bureaus reporting regulations, which became effective on July 14, 2016, this institution was not required to collect the data for its 2016 and prior graduates.*

You may obtain from the institution a list of the employment positions determined to be in the field for which a student received education and training. A copy of such listing is available in the school catalog posted at [http://www.uei.edu/](http://www.uei.edu)

Gainfully Employed Categories (includes data for the two calendar years prior to reporting)

Part-Time vs. Full-Time Employment

Calendar Year	Graduates Employed in the Field 20-29 Hours Per Week	Graduates Employed in the Field at Least 30 Hours Per Week	Total Graduates Employed in the Field
2016	N/A*	N/A*	N/A*
2017	7	8	15

Single Position vs. Concurrent Aggregated Position

Calendar Year	Graduates Employed in the Field in a Single Position	Graduates Employed in the Field in Concurrent Aggregated Positions	Total Graduates Employed in the Field
2016	N/A*	N/A*	N/A*
2017	15	0	15



Self-Employed / Freelance Positions

Calendar Year	Graduates Employed who are Self-Employed or Working Freelance	Total Graduates Employed in the Field
2016	N/A*	N/A*
2017	0	15

Institutional Employment

Calendar Year	Graduates Employed in the Field who are Employed by the Institution, an Employer Owned by the Institution, or an Employer who Shares Ownership with the Institution.	Total Graduates Employed in the Field
2016	N/A*	N/A*
2017	0	15

Student's Initials: _____ Date: _____
Initial only after you have had sufficient time to read and understand the information.

Self-Employed / Freelance Positions

This program may result in freelance or self-employment.

- The work available to graduates of this program is usually for freelance or self-employment.
- This type of work may not be consistent.
- The period of employment can range from one day to weeks to several months.
- Hours worked in a day or week may be more or less than the traditional 8 hour work day or 40 hour work week.
- You can expect to spend unpaid time expanding your networks, advertising, promoting your services, or honing your skills.
- Once graduates begin to work freelance or are self-employed, they will be asked to provide documentation that they are employed as such so that they may be counted as placed for our job placement records.
- Students initialing this disclosure understand that either a majority or all of this school's graduates are employed in this manner and understand what comprises this work style.

Student's Initials: _____ Date: _____
Only initial after you have had sufficient time to read and understand the information.



License Examination Passage Rates (includes data for the two calendar years prior to reporting)

Calendar Year	Number of Graduates in Calendar Year	Number of Graduates Taking Exam	Number Who Passed First Available Exam	Number Who Failed First Available Exam	Passage Rate
2016	N/A	N/A	N/A	N/A	N/A
2017	N/A	N/A	N/A	N/A	N/A

No state agency licensure examination is required for the employment of graduates of this program.

Salary and Wage Information (includes data for the two calendar years prior to reporting)

Annual salary and wages reported for graduates employed in the field.

Calendar Year	Graduates Available for Employment	Graduates Employed in Field	\$10,001-\$15,000	\$15,001-\$20,000	\$20,001-\$25,000	\$25,001-\$30,000	\$30,001-\$35,000	\$35,001-\$40,000	\$40,001-\$45,000	\$45,001-\$50,000	\$50,001+	No Salary Information Reported
2016	N/A*	N/A*	N/A*	N/A*	N/A*	N/A*	N/A*	N/A*	N/A*	N/A*	N/A*	N/A*
2017	24	15	3	1	4	2	2	0	0	0	0	3

A list of sources used to substantiate salary disclosures is available from the school. The institution verifies graduate employment and salary information through employer verifications or student attestations. Additionally, a student may obtain salary information by visiting the Bureau of Labor Statistics website at: <https://www.bls.gov/>

Student's Initials: _____ Date: _____

Initial only after you have had sufficient time to read and understand the information.

Cost of Educational Program

Total charges for the program for students completing on-time in 2017: \$19,900. Additional charges may be incurred if the program is not completed on-time.

Student's Initials: _____ Date: _____

Initial only after you have had sufficient time to read and understand the information.



Federal Student Loan Debt

Most recent three year cohort default rate, as reported by the United State Department of Education. ¹	The percentage of enrolled students in 2017 receiving federal student loans to pay for this program.	The average amount of federal student loan debt of 2017 graduates who took out federal student loans at this institution.	The percentage of graduates in 2017 with federal student loans as calculated by the institution.
14.3%	92%	\$8,335	93%

¹The percentage of students who defaulted on their federal student loans is called the Cohort Default Rate (CDR). It shows the percentage of this school's students who were more than 270 days (9 months) behind on their federal student loans within three years of when the first payment was due. This is the most recent CDR reported by the U.S. Department of Education.

Student's Initials: _____ **Date:** _____

Initial only after you have had sufficient time to read and understand the information.

This fact sheet is filed with the Bureau for Private Postsecondary Education. Regardless of any information you may have relating to completion rates, placement rates, starting salaries, or license exam passage rates, this fact sheet contains the information as calculated pursuant to state law.

Any questions a student may have regarding this fact sheet that have not been satisfactorily answered by the institution may be directed to the Bureau for Private Postsecondary Education at 2535 Capitol Oaks Drive, Suite 400, Sacramento, CA 95833, www.bppe.ca.gov, toll-free telephone number (888) 370-7589 or by fax (916) 263-1897.

Student Name - Print

Student Signature

Date

School Official

Date



Definitions

- “Number of Students Who Began the Program” means the number of students who began a program who were scheduled to complete the program within 100% of the published program length within the reporting calendar year and excludes all students who cancelled during the cancellation period.
- “Students Available for Graduation” is the number of students who began the program minus the number of students who have died, been incarcerated, or been called to active military duty.
- “Number of On-time Graduates” is the number of students who completed the program within 100% of the published program length within the reporting calendar year.
- “On-time Completion Rate” is the number of on-time graduates divided by the number of students available for graduation.
- “150% Graduates” is the number of students who completed the program within 150% of the program length (includes on-time graduates).
- “150% Completion Rate” is the number of students who completed the program in the reported calendar year within 150% of the published program length, including on-time graduates, divided by the number of students available for graduation.
- “Graduates Available for Employment” means the number of graduates minus the number of graduates unavailable for employment.
- “Graduates Unavailable for Employment” means the graduates who, after graduation, die, become incarcerated, are called to active military duty, are international students that leave the United States or do not have a visa allowing employment in the United States, or are continuing their education in an accredited or bureau-approved postsecondary institution.
- “Graduates Employed in the Field” means graduates who beginning within six months after a student completes the applicable educational program are gainfully employed, whose employment has been reported, and for whom the institution has documented verification of employment. For occupations for which the state requires passing an examination, the six months period begins after the announcement of the examination results for the first examination available after a student completes an applicable educational program.
- “Placement Rate Employed in the Field” is calculated by dividing the number of graduates gainfully employed in the field by the number of graduates available for employment.
- “Number of Graduates Taking Exam” is the number of graduates who took the first available exam in the reported calendar year.
- “First Available Exam Date” is the date for the first available exam after a student completed a program.
- “Passage Rate” is calculated by dividing the number of graduates who passed the exam by the number of graduates who took the reported licensing exam.
- “Number Who Passed First Available Exam” is the number of graduates who took and passed the first available licensing exam after completing the program.
- “Salary” is as reported by graduate or graduate’s employer.
- “No Salary Information Reported” is the number of graduates for whom, after making reasonable attempts, the school was not able to obtain salary information.



STUDENT'S RIGHT TO CANCEL

California Education Code Section 94919 (d), provides that the student has the right to cancel and obtain a refund of charges paid (excluding the registration fee) through attendance at the first class session, or the seventh day after enrollment, whichever is later. In accordance with California Education Code Section 94919(d), the institution's policy is that all new and re-entry students have the right to cancel the enrollment agreement until midnight of the seventh (7) day from the scheduled start date of the first module not including holidays (but does include weekends and in-service days). In accordance with California Education Code Section 94919(b), Students shall notify the school in writing of the cancellation of their enrollment agreement ("Notice of Cancellation"). If the Notice of Cancellation is received by mail, it is effective when deposited in the mail properly addressed with postage prepaid. A student may cancel the enrollment agreement in the event the school cancels the program. All monies paid (with the exception of the registration Fee), will be returned to the student within thirty (30) days after either the school receives the applicant's Notice of Cancellation; or if the school cancels this agreement as described below.

A cancellation determination will be made by the institution for new and re-entry students on or before midnight of the fourteenth (14) consecutive calendar day from the scheduled start date of the first module (for re-entry students, it is the first module in which the student is enrolled upon returning to school), not including school-scheduled holidays and school-scheduled breaks (winter, spring, and summer breaks only) based on the following criteria:

1. Violation of the Student Code of Conduct.
2. Unable to obtain proof of high school graduation or equivalent.
3. Incomplete arrangements to fulfill financial obligations.

All new students whose Last Day of Attendance (LDA) falls on or before midnight of the fourteenth (14) consecutive calendar day from the scheduled start date of the first module, not including school-scheduled breaks (winter, spring, and summer breaks only) and any holidays published in the academic calendar in the catalog, will be assigned the status "Early Withdrawal" (EW). The determination date for "EW" will fall on the 14th absence consecutive calendar day from the student's LDA not including school-scheduled breaks (winter, spring, and summer breaks only) and any school-scheduled holidays, when the "EW" status will be automatically assigned by Electronic Student Database.

Note: Cancellations and Early Withdrawals will result in all charges being reversed with the exception of the registration fee which is non-refundable. The registration fee will be returned to all students who cancel their enrollment within three (3) business days from the date the enrollment agreement was signed at the following locations: Bakersfield, Fresno, Gardena, Riverside and Sacramento. In the event where the school cancels the program, any registration fees paid by the student will be refunded.





**SCHOOL PERFORMANCE FACT SHEET
 CALENDAR YEARS 2016 & 2017**

Dental Assistant - 34 Weeks

On-Time Completion Rates (Graduation Rates)

Includes data for the two calendar years prior to reporting.

Calendar Year	Number of Students Who Began the Program	Students Available for Graduation	Number of On-Time Graduates	On-Time Completion Rate
2016	71	70	13	19%
2017	77	75	19	25%

Student's Initials: _____ Date: _____

Initial only after you have had sufficient time to read and understand the information.

Students Completing Within 150% of the Published Program Length

Calendar Year	Number of Students Who Began the Program	Students Available for Graduation	150% Graduates	150% Completion Rate
2016	71	70	50	71%
2017	77	75	49	65%

Student's Initials: _____ Date: _____

Initial only after you have had sufficient time to read and understand the information.



Job Placement Rates (includes data for the two calendar years prior to reporting)

Calendar Year	Number of Students Who Began Program	Number of Graduates	Graduates Available for Employment	Graduates Employed in the Field	Placement Rate % Employed in the Field
2016	71	N/A*	N/A*	N/A*	N/A*
2017	77	51	51	40	78%

*Note: * Because of the change in the Bureaus reporting regulations, which became effective on July 14, 2016, this institution was not required to collect the data for its 2016 and prior graduates.*

You may obtain from the institution a list of the employment positions determined to be in the field for which a student received education and training. A copy of such listing is available in the school catalog posted at [http://www.uei.edu/](http://www.uei.edu)

Gainfully Employed Categories (includes data for the two calendar years prior to reporting)

Part-Time vs. Full-Time Employment

Calendar Year	Graduates Employed in the Field 20-29 Hours Per Week	Graduates Employed in the Field at Least 30 Hours Per Week	Total Graduates Employed in the Field
2016	N/A*	N/A*	N/A*
2017	15	25	40

Single Position vs. Concurrent Aggregated Position

Calendar Year	Graduates Employed in the Field in a Single Position	Graduates Employed in the Field in Concurrent Aggregated Positions	Total Graduates Employed in the Field
2016	N/A*	N/A*	N/A*
2017	40	0	40



Self-Employed / Freelance Positions

Calendar Year	Graduates Employed who are Self-Employed or Working Freelance	Total Graduates Employed in the Field
2016	N/A*	N/A*
2017	0	40

Institutional Employment

Calendar Year	Graduates Employed in the Field who are Employed by the Institution, an Employer Owned by the Institution, or an Employer who Shares Ownership with the Institution.	Total Graduates Employed in the Field
2016	N/A*	N/A*
2017	0	40

Student's Initials: _____ Date: _____

Initial only after you have had sufficient time to read and understand the information.

Self-Employed / Freelance Positions

This program may result in freelance or self-employment.

- The work available to graduates of this program is usually for freelance or self-employment.
- This type of work may not be consistent.
- The period of employment can range from one day to weeks to several months.
- Hours worked in a day or week may be more or less than the traditional 8 hour work day or 40 hour work week.
- You can expect to spend unpaid time expanding your networks, advertising, promoting your services, or honing your skills.
- Once graduates begin to work freelance or are self-employed, they will be asked to provide documentation that they are employed as such so that they may be counted as placed for our job placement records.
- Students initialing this disclosure understand that either a majority or all of this school's graduates are employed in this manner and understand what comprises this work style.

Student's Initials: _____ Date: _____

Only initial after you have had sufficient time to read and understand the information.



License Examination Passage Rates (includes data for the two calendar years prior to reporting)

Calendar Year	Number of Graduates in Calendar Year	Number of Graduates Taking Exam	Number Who Passed First Available Exam	Number Who Failed First Available Exam	Passage Rate
2016	N/A	N/A	N/A	N/A	N/A
2017	N/A	N/A	N/A	N/A	N/A

No state agency licensure examination is required for the employment of graduates of this program.

Salary and Wage Information (includes data for the two calendar years prior to reporting)

Annual salary and wages reported for graduates employed in the field.

Calendar Year	Graduates Available for Employment	Graduates Employed in Field	\$10,001-\$15,000	\$15,001-\$20,000	\$20,001-\$25,000	\$25,001-\$30,000	\$30,001-\$35,000	\$35,001-\$40,000	\$40,001-\$45,000	\$45,001-\$50,000	\$50,001+	No Salary Information Reported
2016	N/A*	N/A*	N/A*	N/A*	N/A*	N/A*	N/A*	N/A*	N/A*	N/A*	N/A*	N/A*
2017	51	40	5	8	13	6	0	1	0	0	0	7

A list of sources used to substantiate salary disclosures is available from the school. The institution verifies graduate employment and salary information through employer verifications or student attestations. Additionally, a student may obtain salary information by visiting the Bureau of Labor Statistics website at: <https://www.bls.gov/>

Student's Initials: _____ Date: _____

Initial only after you have had sufficient time to read and understand the information.

Cost of Educational Program

Total charges for the program for students completing on-time in 2017: \$19,900. Additional charges may be incurred if the program is not completed on-time.

Student's Initials: _____ Date: _____

Initial only after you have had sufficient time to read and understand the information.



Federal Student Loan Debt

Most recent three year cohort default rate, as reported by the United State Department of Education. ¹	The percentage of enrolled students in 2017 receiving federal student loans to pay for this program.	The average amount of federal student loan debt of 2017 graduates who took out federal student loans at this institution.	The percentage of graduates in 2017 with federal student loans as calculated by the institution.
14.3%	95%	\$8,335	93%

¹The percentage of students who defaulted on their federal student loans is called the Cohort Default Rate (CDR). It shows the percentage of this school's students who were more than 270 days (9 months) behind on their federal student loans within three years of when the first payment was due. This is the most recent CDR reported by the U.S. Department of Education.

Student's Initials: _____ **Date:** _____

Initial only after you have had sufficient time to read and understand the information.

This fact sheet is filed with the Bureau for Private Postsecondary Education. Regardless of any information you may have relating to completion rates, placement rates, starting salaries, or license exam passage rates, this fact sheet contains the information as calculated pursuant to state law.

Any questions a student may have regarding this fact sheet that have not been satisfactorily answered by the institution may be directed to the Bureau for Private Postsecondary Education at 2535 Capitol Oaks Drive, Suite 400, Sacramento, CA 95833, www.bppe.ca.gov, toll-free telephone number (888) 370-7589 or by fax (916) 263-1897.

Student Name - Print

Student Signature

Date

School Official

Date



Definitions

- “Number of Students Who Began the Program” means the number of students who began a program who were scheduled to complete the program within 100% of the published program length within the reporting calendar year and excludes all students who cancelled during the cancellation period.
- “Students Available for Graduation” is the number of students who began the program minus the number of students who have died, been incarcerated, or been called to active military duty.
- “Number of On-time Graduates” is the number of students who completed the program within 100% of the published program length within the reporting calendar year.
- “On-time Completion Rate” is the number of on-time graduates divided by the number of students available for graduation.
- “150% Graduates” is the number of students who completed the program within 150% of the program length (includes on-time graduates).
- “150% Completion Rate” is the number of students who completed the program in the reported calendar year within 150% of the published program length, including on-time graduates, divided by the number of students available for graduation.
- “Graduates Available for Employment” means the number of graduates minus the number of graduates unavailable for employment.
- “Graduates Unavailable for Employment” means the graduates who, after graduation, die, become incarcerated, are called to active military duty, are international students that leave the United States or do not have a visa allowing employment in the United States, or are continuing their education in an accredited or bureau-approved postsecondary institution.
- “Graduates Employed in the Field” means graduates who beginning within six months after a student completes the applicable educational program are gainfully employed, whose employment has been reported, and for whom the institution has documented verification of employment. For occupations for which the state requires passing an examination, the six months period begins after the announcement of the examination results for the first examination available after a student completes an applicable educational program.
- “Placement Rate Employed in the Field” is calculated by dividing the number of graduates gainfully employed in the field by the number of graduates available for employment.
- “Number of Graduates Taking Exam” is the number of graduates who took the first available exam in the reported calendar year.
- “First Available Exam Date” is the date for the first available exam after a student completed a program.
- “Passage Rate” is calculated by dividing the number of graduates who passed the exam by the number of graduates who took the reported licensing exam.
- “Number Who Passed First Available Exam” is the number of graduates who took and passed the first available licensing exam after completing the program.
- “Salary” is as reported by graduate or graduate’s employer.
- “No Salary Information Reported” is the number of graduates for whom, after making reasonable attempts, the school was not able to obtain salary information.



STUDENT'S RIGHT TO CANCEL

California Education Code Section 94919 (d), provides that the student has the right to cancel and obtain a refund of charges paid (excluding the registration fee) through attendance at the first class session, or the seventh day after enrollment, whichever is later. In accordance with California Education Code Section 94919(d), the institution's policy is that all new and re-entry students have the right to cancel the enrollment agreement until midnight of the seventh (7) day from the scheduled start date of the first module not including holidays (but does include weekends and in-service days). In accordance with California Education Code Section 94919(b), Students shall notify the school in writing of the cancellation of their enrollment agreement ("Notice of Cancellation"). If the Notice of Cancellation is received by mail, it is effective when deposited in the mail properly addressed with postage prepaid. A student may cancel the enrollment agreement in the event the school cancels the program. All monies paid (with the exception of the registration Fee), will be returned to the student within thirty (30) days after either the school receives the applicant's Notice of Cancellation; or if the school cancels this agreement as described below.

A cancellation determination will be made by the institution for new and re-entry students on or before midnight of the fourteenth (14) consecutive calendar day from the scheduled start date of the first module (for re-entry students, it is the first module in which the student is enrolled upon returning to school), not including school-scheduled holidays and school-scheduled breaks (winter, spring, and summer breaks only) based on the following criteria:

1. Violation of the Student Code of Conduct.
2. Unable to obtain proof of high school graduation or equivalent.
3. Incomplete arrangements to fulfill financial obligations.

All new students whose Last Day of Attendance (LDA) falls on or before midnight of the fourteenth (14) consecutive calendar day from the scheduled start date of the first module, not including school-scheduled breaks (winter, spring, and summer breaks only) and any holidays published in the academic calendar in the catalog, will be assigned the status "Early Withdrawal" (EW). The determination date for "EW" will fall on the 14th absence consecutive calendar day from the student's LDA not including school-scheduled breaks (winter, spring, and summer breaks only) and any school-scheduled holidays, when the "EW" status will be automatically assigned by Electronic Student Database.

Note: Cancellations and Early Withdrawals will result in all charges being reversed with the exception of the registration fee which is non-refundable. The registration fee will be returned to all students who cancel their enrollment within three (3) business days from the date the enrollment agreement was signed at the following locations: Bakersfield, Fresno, Gardena, Riverside and Sacramento. In the event where the school cancels the program, any registration fees paid by the student will be refunded.





**SCHOOL PERFORMANCE FACT SHEET
CALENDAR YEAR 2016 & 2017**

Heating, Ventilation and Air Conditioning – 36 Weeks

On-Time Completion Rates (Graduation Rates)

Includes data for the two calendar years prior to reporting.

Calendar Year	Number of Students Who Began the Program	Students Available for Graduation	Number of On-Time Graduates	On-Time Completion Rate
2016	0	0	0	0
2017	0	0	0	0

Student's Initials: _____ Date: _____

Initial only after you have had sufficient time to read and understand the information.

Students Completing Within 150% of the Published Program Length

Calendar Year	Number of Students Who Began the Program	Students Available for Graduation	150% Graduates	150% Completion Rate
2016	0	0	0	0
2017	0	0	0	0

Student's Initials: _____ Date: _____

Initial only after you have had sufficient time to read and understand the information.



Job Placement Rates (includes data for the two calendar years prior to reporting)

Calendar Year	Number of Students Who Began Program	Number of Graduates	Graduates Available for Employment	Graduates Employed in the Field	Placement Rate % Employed in the Field
2016	0	0	0	0	0
2017	0	0	0	0	0

You may obtain from the institution a list of the employment positions determined to be in the field for which a student received education and training. A copy of such listing is available in the school catalog posted at [http://www.uei.edu/](http://www.uei.edu)

Gainfully Employed Categories (includes data for the two calendar years prior to reporting)

Part-Time vs. Full-Time Employment

Calendar Year	Graduates Employed in the Field 20-29 Hours Per Week	Graduates Employed in the Field at Least 30 Hours Per Week	Total Graduates Employed in the Field
2016	0	0	0
2017	0	0	0

Single Position vs. Concurrent Aggregated Position

Calendar Year	Graduates Employed in the Field in a Single Position	Graduates Employed in the Field in Concurrent Aggregated Positions	Total Graduates Employed in the Field
2016	0	0	0
2017	0	0	0



Self-Employed / Freelance Positions

Calendar Year	Graduates Employed who are Self-Employed or Working Freelance	Total Graduates Employed in the Field
2016	0	0
2017	0	0

Institutional Employment

Calendar Year	Graduates Employed in the Field who are Employed by the Institution, an Employer Owned by the Institution, or an Employer who Shares Ownership with the Institution.	Total Graduates Employed in the Field
2016	0	0
2017	0	0

Student's Initials: _____ Date: _____

Initial only after you have had sufficient time to read and understand the information.

Self-Employed / Freelance Positions

This program may result in freelance or self-employment.

- The work available to graduates of this program is usually for freelance or self-employment.
- This type of work may not be consistent.
- The period of employment can range from one day to weeks to several months.
- Hours worked in a day or week may be more or less than the traditional 8 hour work day or 40 hour work week.
- You can expect to spend unpaid time expanding your networks, advertising, promoting your services, or honing your skills.
- Once graduates begin to work freelance or are self-employed, they will be asked to provide documentation that they are employed as such so that they may be counted as placed for our job placement records.
- Students initialing this disclosure understand that either a majority or all of this school's graduates are employed in this manner and understand what comprises this work style.

Student's Initials: _____ Date: _____

Only initial after you have had sufficient time to read and understand the information.



License Examination Passage Rates (includes data for the two calendar years prior to reporting)

Calendar Year	Number of Graduates in Calendar Year	Number of Graduates Taking Exam	Number Who Passed First Available Exam	Number Who Failed First Available Exam	Passage Rate
2016	N/A	N/A	N/A	N/A	N/A
2017	N/A	N/A	N/A	N/A	N/A

No state agency licensure examination is required for the employment of graduates of this program.

Salary and Wage Information (includes data for the two calendar years prior to reporting)

Annual salary and wages reported for graduates employed in the field.

Calendar Year	Graduates Available for Employment	Graduates Employed in Field	\$10,001-\$15,000	\$15,001-\$20,000	\$20,001-\$25,000	\$25,001-\$30,000	\$30,001-\$35,000	\$35,001-\$40,000	\$40,001-\$45,000	\$45,001-\$50,000	\$50,001+	No Salary Information Reported
2016	N/A	N/A	N/A	N/A	N/A	N/A	N/A	N/A	N/A	N/A	N/A	N/A
2017	N/A	N/A	N/A	N/A	N/A	N/A	N/A	N/A	N/A	N/A	N/A	N/A

A list of sources used to substantiate salary disclosures is available from the school. The institution verifies graduate employment and salary information through employer verifications or student attestations. Additionally, a student may obtain salary information by visiting the Bureau of Labor Statistics website at: <https://www.bls.gov/>

Student's Initials: _____ Date: _____

Initial only after you have had sufficient time to read and understand the information.

Cost of Educational Program

Total charges for the program for students completing on-time in 2017: \$19,900. Additional charges may be incurred if the program is not completed on-time.

Student's Initials: _____ Date: _____

Initial only after you have had sufficient time to read and understand the information.

Federal Student Loan Debt

Most recent three year cohort default rate, as reported by the United State Department of Education. ¹	The percentage of enrolled students in 2017 receiving federal student loans to pay for this program.	The average amount of federal student loan debt of 2017 graduates who took out federal student loans at this institution.	The percentage of graduates in 2017 with federal student loans as calculated by the institution.
14.3%	N/A	\$8,335	93%

¹The percentage of students who defaulted on their federal student loans is called the Cohort Default Rate (CDR). It shows the percentage of this school's students who were more than 270 days (9 months) behind on their federal student loans within three years of when the first payment was due. This is the most recent CDR reported by the U.S. Department of Education.



Student's Initials: _____ Date: _____

Initial only after you have had sufficient time to read and understand the information.

This fact sheet is filed with the Bureau for Private Postsecondary Education. Regardless of any information you may have relating to completion rates, placement rates, starting salaries, or license exam passage rates, this fact sheet contains the information as calculated pursuant to state law.

Any questions a student may have regarding this fact sheet that have not been satisfactorily answered by the institution may be directed to the Bureau for Private Postsecondary Education at 2535 Capitol Oaks Drive, Suite 400, Sacramento, CA 95833, www.bppe.ca.gov, toll-free telephone number (888) 370-7589 or by fax (916) 263-1897.

Student Name - Print

Student Signature

Date

School Official

Date



Definitions

- “Number of Students Who Began the Program” means the number of students who began a program who were scheduled to complete the program within 100% of the published program length within the reporting calendar year and excludes all students who cancelled during the cancellation period.
- “Students Available for Graduation” is the number of students who began the program minus the number of students who have died, been incarcerated, or been called to active military duty.
- “Number of On-time Graduates” is the number of students who completed the program within 100% of the published program length within the reporting calendar year.
- “On-time Completion Rate” is the number of on-time graduates divided by the number of students available for graduation.
- “150% Graduates” is the number of students who completed the program within 150% of the program length (includes on-time graduates).
- “150% Completion Rate” is the number of students who completed the program in the reported calendar year within 150% of the published program length, including on-time graduates, divided by the number of students available for graduation.
- “Graduates Available for Employment” means the number of graduates minus the number of graduates unavailable for employment.
- “Graduates Unavailable for Employment” means the graduates who, after graduation, die, become incarcerated, are called to active military duty, are international students that leave the United States or do not have a visa allowing employment in the United States, or are continuing their education in an accredited or bureau-approved postsecondary institution.
- “Graduates Employed in the Field” means graduates who beginning within six months after a student completes the applicable educational program are gainfully employed, whose employment has been reported, and for whom the institution has documented verification of employment. For occupations for which the state requires passing an examination, the six months period begins after the announcement of the examination results for the first examination available after a student completes an applicable educational program.
- “Placement Rate Employed in the Field” is calculated by dividing the number of graduates gainfully employed in the field by the number of graduates available for employment.
- “Number of Graduates Taking Exam” is the number of graduates who took the first available exam in the reported calendar year.
- “First Available Exam Date” is the date for the first available exam after a student completed a program.
- “Passage Rate” is calculated by dividing the number of graduates who passed the exam by the number of graduates who took the reported licensing exam.



- “Number Who Passed First Available Exam” is the number of graduates who took and passed the first available licensing exam after completing the program.
 - “Salary” is as reported by graduate or graduate’s employer.
 - “No Salary Information Reported” is the number of graduates for whom, after making reasonable attempts, the school was not able to obtain salary information.
-



STUDENT'S RIGHT TO CANCEL

California Education Code Section 94919 (d), provides that the student has the right to cancel and obtain a refund of charges paid (excluding the registration fee) through attendance at the first class session, or the seventh day after enrollment, whichever is later. In accordance with California Education Code Section 94919(d), the institution's policy is that all new and re-entry students have the right to cancel the enrollment agreement until midnight of the seventh (7) day from the scheduled start date of the first module not including holidays (but does include weekends and in-service days).

In accordance with California Education Code Section 94919(b), Students shall notify the school in writing of the cancellation of their enrollment agreement ("Notice of Cancellation"). If the Notice of Cancellation is received by mail, it is effective when deposited in the mail properly addressed with postage prepaid. A student may cancel the enrollment agreement in the event the school cancels the program. All monies paid (with the exception of the registration Fee), will be returned to the student within thirty (30) days after either the school receives the applicant's Notice of Cancellation; or if the school cancels this agreement as described below.

A cancellation determination will be made by the institution for new and re-entry students on or before midnight of the fourteenth (14) consecutive calendar day from the scheduled start date of the first module (for re-entry students, it is the first module in which the student is enrolled upon returning to school), not including school-scheduled holidays and school-scheduled breaks (winter, spring, and summer breaks only) based on the following criteria:

1. Violation of the Student Code of Conduct.
2. Unable to obtain proof of high school graduation or equivalent.
3. Incomplete arrangements to fulfill financial obligations.

All new students whose Last Day of Attendance (LDA) falls on or before midnight of the fourteenth (14) consecutive calendar day from the scheduled start date of the first module, not including school-scheduled breaks (winter, spring, and summer breaks only) and any holidays published in the academic calendar in the catalog, will be assigned the status "Early Withdrawal" (EW). The determination date for "EW" will fall on the 14th absence consecutive calendar day from the student's LDA not including school-scheduled breaks (winter, spring, and summer breaks only) and any school-scheduled holidays, when the "EW" status will be automatically assigned by Electronic Student Database.

Note: Cancellations and Early Withdrawals will result in all charges being reversed with the exception of the registration fee which is non-refundable. The registration fee will be returned to all students who cancel their enrollment within three (3) business days from the date the enrollment agreement was signed at the following locations: Bakersfield, Fresno, Gardena, Riverside and Sacramento. In the event where the school cancels the program, any registration fees paid by the student will be refunded.



SCHOOL PERFORMANCE FACT SHEET
CALENDAR YEARS 2016 & 2017

Medical Assistant - 34 Weeks

On-Time Completion Rates (Graduation Rates)

Includes data for the two calendar years prior to reporting.

Calendar Year	Number of Students Who Began the Program	Students Available for Graduation	Number of On-Time Graduates	On-Time Completion Rate
2016	178	178	33	19%
2017	164	162	22	13%

Student's Initials: _____ Date: _____

Initial only after you have had sufficient time to read and understand the information.

Students Completing Within 150% of the Published Program Length

Calendar Year	Number of Students Who Began the Program	Students Available for Graduation	150% Graduates	150% Completion Rate
2016	178	178	116	65%
2017	164	162	99	61%

Student's Initials: _____ Date: _____

Initial only after you have had sufficient time to read and understand the information.



Job Placement Rates (includes data for the two calendar years prior to reporting)

Calendar Year	Number of Students Who Began Program	Number of Graduates	Graduates Available for Employment	Graduates Employed in the Field	Placement Rate % Employed in the Field
2016	178	N/A*	N/A*	N/A*	N/A*
2017	164	107	107	69	64%

*Note: * Because of the change in the Bureaus reporting regulations, which became effective on July 14, 2016, this institution was not required to collect the data for its 2016 and prior graduates.*

You may obtain from the institution a list of the employment positions determined to be in the field for which a student received education and training. A copy of such listing is available in the school catalog posted at [http://www.uei.edu/](http://www.uei.edu)

Gainfully Employed Categories (includes data for the two calendar years prior to reporting)

Part-Time vs. Full-Time Employment

Calendar Year	Graduates Employed in the Field 20-29 Hours Per Week	Graduates Employed in the Field at Least 30 Hours Per Week	Total Graduates Employed in the Field
2016	N/A*	N/A*	N/A*
2017	14	55	69

Single Position vs. Concurrent Aggregated Position

Calendar Year	Graduates Employed in the Field in a Single Position	Graduates Employed in the Field in Concurrent Aggregated Positions	Total Graduates Employed in the Field
2016	N/A*	N/A*	N/A*
2017	69	0	69



Self-Employed / Freelance Positions

Calendar Year	Graduates Employed who are Self-Employed or Working Freelance	Total Graduates Employed in the Field
2016	N/A*	N/A*
2017	0	69

Institutional Employment

Calendar Year	Graduates Employed in the Field who are Employed by the Institution, an Employer Owned by the Institution, or an Employer who Shares Ownership with the Institution.	Total Graduates Employed in the Field
2016	N/A*	N/A*
2017	0	69

Student's Initials: _____ Date: _____
Initial only after you have had sufficient time to read and understand the information.

Self-Employed / Freelance Positions

This program may result in freelance or self-employment.

- The work available to graduates of this program is usually for freelance or self-employment.
- This type of work may not be consistent.
- The period of employment can range from one day to weeks to several months.
- Hours worked in a day or week may be more or less than the traditional 8 hour work day or 40 hour work week.
- You can expect to spend unpaid time expanding your networks, advertising, promoting your services, or honing your skills.
- Once graduates begin to work freelance or are self-employed, they will be asked to provide documentation that they are employed as such so that they may be counted as placed for our job placement records.
- Students initialing this disclosure understand that either a majority or all of this school's graduates are employed in this manner and understand what comprises this work style.

Student's Initials: _____ Date: _____
Only initial after you have had sufficient time to read and understand the information.



License Examination Passage Rates *(includes data for the two calendar years prior to reporting)*

Calendar Year	Number of Graduates in Calendar Year	Number of Graduates Taking Exam	Number Who Passed First Available Exam	Number Who Failed First Available Exam	Passage Rate
2016	N/A	N/A	N/A	N/A	N/A
2017	N/A	N/A	N/A	N/A	N/A

No state agency licensure examination is required for the employment of graduates of this program.

Salary and Wage Information *(includes data for the two calendar years prior to reporting)*

Annual salary and wages reported for graduates employed in the field.

Calendar Year	Graduates Available for Employment	Graduates Employed in Field	\$10,001-\$15,000	\$15,001-\$20,000	\$20,001-\$25,000	\$25,001-\$30,000	\$30,001-\$35,000	\$35,001-\$40,000	\$40,001-\$45,000	\$45,001-\$50,000	\$50,001+	No Salary Information Reported
2016	N/A*	N/A*	N/A*	N/A*	N/A*	N/A*	N/A*	N/A*	N/A*	N/A*	N/A*	N/A*
2017	107	69	9	4	42	5	5	1	0	0	0	3

A list of sources used to substantiate salary disclosures is available from the school. The institution verifies graduate employment and salary information through employer verifications or student attestations. Additionally, a student may obtain salary information by visiting the Bureau of Labor Statistics website at: <https://www.bls.gov/>

Student's Initials: _____ Date: _____

Initial only after you have had sufficient time to read and understand the information.

Cost of Educational Program

Total charges for the program for students completing on-time in 2017: \$19,900. Additional charges may be incurred if the program is not completed on-time.

Student's Initials: _____ Date: _____

Initial only after you have had sufficient time to read and understand the information.



Federal Student Loan Debt

Most recent three year cohort default rate, as reported by the United State Department of Education. ¹	The percentage of enrolled students in 2017 receiving federal student loans to pay for this program.	The average amount of federal student loan debt of 2017 graduates who took out federal student loans at this institution.	The percentage of graduates in 2017 with federal student loans as calculated by the institution.
14.3%	99%	\$8,335	93%

¹The percentage of students who defaulted on their federal student loans is called the Cohort Default Rate (CDR). It shows the percentage of this school’s students who were more than 270 days (9 months) behind on their federal student loans within three years of when the first payment was due. This is the most recent CDR reported by the U.S. Department of Education.

Student’s Initials: _____ **Date:** _____

Initial only after you have had sufficient time to read and understand the information.

This fact sheet is filed with the Bureau for Private Postsecondary Education. Regardless of any information you may have relating to completion rates, placement rates, starting salaries, or license exam passage rates, this fact sheet contains the information as calculated pursuant to state law.

Any questions a student may have regarding this fact sheet that have not been satisfactorily answered by the institution may be directed to the Bureau for Private Postsecondary Education at 2535 Capitol Oaks Drive, Suite 400, Sacramento, CA 95833, www.bppe.ca.gov, toll-free telephone number (888) 370-7589 or by fax (916) 263-1897.

Student Name - Print

Student Signature

Date

School Official

Date



Definitions

- “Number of Students Who Began the Program” means the number of students who began a program who were scheduled to complete the program within 100% of the published program length within the reporting calendar year and excludes all students who cancelled during the cancellation period.
- “Students Available for Graduation” is the number of students who began the program minus the number of students who have died, been incarcerated, or been called to active military duty.
- “Number of On-time Graduates” is the number of students who completed the program within 100% of the published program length within the reporting calendar year.
- “On-time Completion Rate” is the number of on-time graduates divided by the number of students available for graduation.
- “150% Graduates” is the number of students who completed the program within 150% of the program length (includes on-time graduates).
- “150% Completion Rate” is the number of students who completed the program in the reported calendar year within 150% of the published program length, including on-time graduates, divided by the number of students available for graduation.
- “Graduates Available for Employment” means the number of graduates minus the number of graduates unavailable for employment.
- “Graduates Unavailable for Employment” means the graduates who, after graduation, die, become incarcerated, are called to active military duty, are international students that leave the United States or do not have a visa allowing employment in the United States, or are continuing their education in an accredited or bureau-approved postsecondary institution.
- “Graduates Employed in the Field” means graduates who beginning within six months after a student completes the applicable educational program are gainfully employed, whose employment has been reported, and for whom the institution has documented verification of employment. For occupations for which the state requires passing an examination, the six months period begins after the announcement of the examination results for the first examination available after a student completes an applicable educational program.
- “Placement Rate Employed in the Field” is calculated by dividing the number of graduates gainfully employed in the field by the number of graduates available for employment.
- “Number of Graduates Taking Exam” is the number of graduates who took the first available exam in the reported calendar year.
- “First Available Exam Date” is the date for the first available exam after a student completed a program.
- “Passage Rate” is calculated by dividing the number of graduates who passed the exam by the number of graduates who took the reported licensing exam.
- “Number Who Passed First Available Exam” is the number of graduates who took and passed the first available licensing exam after completing the program.
- “Salary” is as reported by graduate or graduate’s employer.
- “No Salary Information Reported” is the number of graduates for whom, after making reasonable attempts, the school was not able to obtain salary information.



STUDENT'S RIGHT TO CANCEL

California Education Code Section 94919 (d), provides that the student has the right to cancel and obtain a refund of charges paid (excluding the registration fee) through attendance at the first class session, or the seventh day after enrollment, whichever is later. In accordance with California Education Code Section 94919(d), the institution's policy is that all new and re-entry students have the right to cancel the enrollment agreement until midnight of the seventh (7) day from the scheduled start date of the first module not including holidays (but does include weekends and in-service days). In accordance with California Education Code Section 94919(b), Students shall notify the school in writing of the cancellation of their enrollment agreement ("Notice of Cancellation"). If the Notice of Cancellation is received by mail, it is effective when deposited in the mail properly addressed with postage prepaid. A student may cancel the enrollment agreement in the event the school cancels the program. All monies paid (with the exception of the registration Fee), will be returned to the student within thirty (30) days after either the school receives the applicant's Notice of Cancellation; or if the school cancels this agreement as described below.

A cancellation determination will be made by the institution for new and re-entry students on or before midnight of the fourteenth (14) consecutive calendar day from the scheduled start date of the first module (for re-entry students, it is the first module in which the student is enrolled upon returning to school), not including school-scheduled holidays and school-scheduled breaks (winter, spring, and summer breaks only) based on the following criteria:

1. Violation of the Student Code of Conduct.
2. Unable to obtain proof of high school graduation or equivalent.
3. Incomplete arrangements to fulfill financial obligations.

All new students whose Last Day of Attendance (LDA) falls on or before midnight of the fourteenth (14) consecutive calendar day from the scheduled start date of the first module, not including school-scheduled breaks (winter, spring, and summer breaks only) and any holidays published in the academic calendar in the catalog, will be assigned the status "Early Withdrawal" (EW). The determination date for "EW" will fall on the 14th absence consecutive calendar day from the student's LDA not including school-scheduled breaks (winter, spring, and summer breaks only) and any school-scheduled holidays, when the "EW" status will be automatically assigned by Electronic Student Database.

Note: Cancellations and Early Withdrawals will result in all charges being reversed with the exception of the registration fee which is non-refundable. The registration fee will be returned to all students who cancel their enrollment within three (3) business days from the date the enrollment agreement was signed at the following locations: Bakersfield, Fresno, Gardena, Riverside and Sacramento. In the event where the school cancels the program, any registration fees paid by the student will be refunded.





SCHOOL PERFORMANCE FACT SHEET
CALENDAR YEARS 2016 & 2017

Medical Billing and Insurance Coding - 34 Weeks

On-Time Completion Rates (Graduation Rates)

Includes data for the two calendar years prior to reporting.

Calendar Year	Number of Students Who Began the Program	Students Available for Graduation	Number of On-Time Graduates	On-Time Completion Rate
2016	74	74	19	26%
2017	70	70	20	28%

Student's Initials: _____ Date: _____

Initial only after you have had sufficient time to read and understand the information.

Students Completing Within 150% of the Published Program Length

Calendar Year	Number of Students Who Began the Program	Students Available for Graduation	150% Graduates	150% Completion Rate
2016	74	74	51	69%
2017	70	70	50	71%

Student's Initials: _____ Date: _____

Initial only after you have had sufficient time to read and understand the information.



Job Placement Rates (includes data for the two calendar years prior to reporting)

Calendar Year	Number of Students Who Began Program	Number of Graduates	Graduates Available for Employment	Graduates Employed in the Field	Placement Rate % Employed in the Field
2016	74	N/A*	N/A*	N/A*	N/A*
2017	70	53	52	30	58%

*Note: * Because of the change in the Bureaus reporting regulations, which became effective on July 14, 2016, this institution was not required to collect the data for its 2016 and prior graduates.*

You may obtain from the institution a list of the employment positions determined to be in the field for which a student received education and training. A copy of such listing is available in the school catalog posted at <http://www.uei.edu/>

Gainfully Employed Categories (includes data for the two calendar years prior to reporting)

Part-Time vs. Full-Time Employment

Calendar Year	Graduates Employed in the Field 20-29 Hours Per Week	Graduates Employed in the Field at Least 30 Hours Per Week	Total Graduates Employed in the Field
2016	N/A*	N/A*	N/A*
2017	5	25	30

Single Position vs. Concurrent Aggregated Position

Calendar Year	Graduates Employed in the Field in a Single Position	Graduates Employed in the Field in Concurrent Aggregated Positions	Total Graduates Employed in the Field
2016	N/A*	N/A*	N/A*
2017	30	0	30



Self-Employed / Freelance Positions

Calendar Year	Graduates Employed who are Self-Employed or Working Freelance	Total Graduates Employed in the Field
2016	N/A*	N/A*
2017	0	30

Institutional Employment

Calendar Year	Graduates Employed in the Field who are Employed by the Institution, an Employer Owned by the Institution, or an Employer who Shares Ownership with the Institution.	Total Graduates Employed in the Field
2016	N/A*	N/A*
2017	0	30

Student's Initials: _____ Date: _____
Initial only after you have had sufficient time to read and understand the information.

Self-Employed / Freelance Positions

This program may result in freelance or self-employment.

- The work available to graduates of this program is usually for freelance or self-employment.
- This type of work may not be consistent.
- The period of employment can range from one day to weeks to several months.
- Hours worked in a day or week may be more or less than the traditional 8 hour work day or 40 hour work week.
- You can expect to spend unpaid time expanding your networks, advertising, promoting your services, or honing your skills.
- Once graduates begin to work freelance or are self-employed, they will be asked to provide documentation that they are employed as such so that they may be counted as placed for our job placement records.
- Students initialing this disclosure understand that either a majority or all of this school's graduates are employed in this manner and understand what comprises this work style.

Student's Initials: _____ Date: _____
Only initial after you have had sufficient time to read and understand the information.



License Examination Passage Rates *(includes data for the two calendar years prior to reporting)*

Calendar Year	Number of Graduates in Calendar Year	Number of Graduates Taking Exam	Number Who Passed First Available Exam	Number Who Failed First Available Exam	Passage Rate
2016	N/A	N/A	N/A	N/A	N/A
2017	N/A	N/A	N/A	N/A	N/A

No state agency licensure examination is required for the employment of graduates of this program.

Salary and Wage Information *(includes data for the two calendar years prior to reporting)*

Annual salary and wages reported for graduates employed in the field.

Calendar Year	Graduates Available for Employment	Graduates Employed in Field	\$10,001-\$15,000	\$15,001-\$20,000	\$20,001-\$25,000	\$25,001-\$30,000	\$30,001-\$35,000	\$35,001-\$40,000	\$40,001-\$45,000	\$45,001-\$50,000	\$50,001+	No Salary Information Reported
2016	N/A*	N/A*	N/A*	N/A*	N/A*	N/A*	N/A*	N/A*	N/A*	N/A*	N/A*	N/A*
2017	52	30	3	1	3	11	7	1	0	0	0	4

A list of sources used to substantiate salary disclosures is available from the school. The institution verifies graduate employment and salary information through employer verifications or student attestations. Additionally, a student may obtain salary information by visiting the Bureau of Labor Statistics website at: <https://www.bls.gov/>

Student's Initials: _____ Date: _____

Initial only after you have had sufficient time to read and understand the information.

Cost of Educational Program

Total charges for the program for students completing on-time in 2017: \$19,900. Additional charges may be incurred if the program is not completed on-time.

Student's Initials: _____ Date: _____

Initial only after you have had sufficient time to read and understand the information.



Federal Student Loan Debt

Most recent three year cohort default rate, as reported by the United State Department of Education. ¹	The percentage of enrolled students in 2017 receiving federal student loans to pay for this program.	The average amount of federal student loan debt of 2017 graduates who took out federal student loans at this institution.	The percentage of graduates in 2017 with federal student loans as calculated by the institution.
14.3%	91%	\$8,335	93%

¹The percentage of students who defaulted on their federal student loans is called the Cohort Default Rate (CDR). It shows the percentage of this school's students who were more than 270 days (9 months) behind on their federal student loans within three years of when the first payment was due. This is the most recent CDR reported by the U.S. Department of Education.

Student's Initials: _____ **Date:** _____

Initial only after you have had sufficient time to read and understand the information.

This fact sheet is filed with the Bureau for Private Postsecondary Education. Regardless of any information you may have relating to completion rates, placement rates, starting salaries, or license exam passage rates, this fact sheet contains the information as calculated pursuant to state law.

Any questions a student may have regarding this fact sheet that have not been satisfactorily answered by the institution may be directed to the Bureau for Private Postsecondary Education at 2535 Capitol Oaks Drive, Suite 400, Sacramento, CA 95833, www.bppe.ca.gov, toll-free telephone number (888) 370-7589 or by fax (916) 263-1897.

Student Name - Print

Student Signature

Date

School Official

Date



Definitions

- “Number of Students Who Began the Program” means the number of students who began a program who were scheduled to complete the program within 100% of the published program length within the reporting calendar year and excludes all students who cancelled during the cancellation period.
- “Students Available for Graduation” is the number of students who began the program minus the number of students who have died, been incarcerated, or been called to active military duty.
- “Number of On-time Graduates” is the number of students who completed the program within 100% of the published program length within the reporting calendar year.
- “On-time Completion Rate” is the number of on-time graduates divided by the number of students available for graduation.
- “150% Graduates” is the number of students who completed the program within 150% of the program length (includes on-time graduates).
- “150% Completion Rate” is the number of students who completed the program in the reported calendar year within 150% of the published program length, including on-time graduates, divided by the number of students available for graduation.
- “Graduates Available for Employment” means the number of graduates minus the number of graduates unavailable for employment.
- “Graduates Unavailable for Employment” means the graduates who, after graduation, die, become incarcerated, are called to active military duty, are international students that leave the United States or do not have a visa allowing employment in the United States, or are continuing their education in an accredited or bureau-approved postsecondary institution.
- “Graduates Employed in the Field” means graduates who beginning within six months after a student completes the applicable educational program are gainfully employed, whose employment has been reported, and for whom the institution has documented verification of employment. For occupations for which the state requires passing an examination, the six months period begins after the announcement of the examination results for the first examination available after a student completes an applicable educational program.
- “Placement Rate Employed in the Field” is calculated by dividing the number of graduates gainfully employed in the field by the number of graduates available for employment.
- “Number of Graduates Taking Exam” is the number of graduates who took the first available exam in the reported calendar year.
- “First Available Exam Date” is the date for the first available exam after a student completed a program.
- “Passage Rate” is calculated by dividing the number of graduates who passed the exam by the number of graduates who took the reported licensing exam.
- “Number Who Passed First Available Exam” is the number of graduates who took and passed the first available licensing exam after completing the program.
- “Salary” is as reported by graduate or graduate’s employer.
- “No Salary Information Reported” is the number of graduates for whom, after making reasonable attempts, the school was not able to obtain salary information.



STUDENT'S RIGHT TO CANCEL

California Education Code Section 94919 (d), provides that the student has the right to cancel and obtain a refund of charges paid (excluding the registration fee) through attendance at the first class session, or the seventh day after enrollment, whichever is later. In accordance with California Education Code Section 94919(d), the institution's policy is that all new and re-entry students have the right to cancel the enrollment agreement until midnight of the seventh (7) day from the scheduled start date of the first module not including holidays (but does include weekends and in-service days). In accordance with California Education Code Section 94919(b), Students shall notify the school in writing of the cancellation of their enrollment agreement ("Notice of Cancellation"). If the Notice of Cancellation is received by mail, it is effective when deposited in the mail properly addressed with postage prepaid. A student may cancel the enrollment agreement in the event the school cancels the program. All monies paid (with the exception of the registration Fee), will be returned to the student within thirty (30) days after either the school receives the applicant's Notice of Cancellation; or if the school cancels this agreement as described below.

A cancellation determination will be made by the institution for new and re-entry students on or before midnight of the fourteenth (14) consecutive calendar day from the scheduled start date of the first module (for re-entry students, it is the first module in which the student is enrolled upon returning to school), not including school-scheduled holidays and school-scheduled breaks (winter, spring, and summer breaks only) based on the following criteria:

1. Violation of the Student Code of Conduct.
2. Unable to obtain proof of high school graduation or equivalent.
3. Incomplete arrangements to fulfill financial obligations.

All new students whose Last Day of Attendance (LDA) falls on or before midnight of the fourteenth (14) consecutive calendar day from the scheduled start date of the first module, not including school-scheduled breaks (winter, spring, and summer breaks only) and any holidays published in the academic calendar in the catalog, will be assigned the status "Early Withdrawal" (EW). The determination date for "EW" will fall on the 14th absence consecutive calendar day from the student's LDA not including school-scheduled breaks (winter, spring, and summer breaks only) and any school-scheduled holidays, when the "EW" status will be automatically assigned by Electronic Student Database.

Note: Cancellations and Early Withdrawals will result in all charges being reversed with the exception of the registration fee which is non-refundable. The registration fee will be returned to all students who cancel their enrollment within three (3) business days from the date the enrollment agreement was signed at the following locations: Bakersfield, Fresno, Gardena, Riverside and Sacramento. In the event where the school cancels the program, any registration fees paid by the student will be refunded.





**SCHOOL PERFORMANCE FACT SHEET
CALENDAR YEAR 2016 & 2017**

Heating, Ventilation and Air Conditioning – 36 Weeks

On-Time Completion Rates (Graduation Rates)

Includes data for the two calendar years prior to reporting.

Calendar Year	Number of Students Who Began the Program	Students Available for Graduation	Number of On-Time Graduates	On-Time Completion Rate
2016	0	0	0	0
2017	0	0	0	0

Student's Initials: _____ Date: _____

Initial only after you have had sufficient time to read and understand the information.

Students Completing Within 150% of the Published Program Length

Calendar Year	Number of Students Who Began the Program	Students Available for Graduation	150% Graduates	150% Completion Rate
2016	0	0	0	0
2017	0	0	0	0

Student's Initials: _____ Date: _____

Initial only after you have had sufficient time to read and understand the information.



Job Placement Rates (includes data for the two calendar years prior to reporting)

Calendar Year	Number of Students Who Began Program	Number of Graduates	Graduates Available for Employment	Graduates Employed in the Field	Placement Rate % Employed in the Field
2016	0	0	0	0	0
2017	0	0	0	0	0

You may obtain from the institution a list of the employment positions determined to be in the field for which a student received education and training. A copy of such listing is available in the school catalog posted at [http://www.uei.edu/](http://www.uei.edu)

Gainfully Employed Categories (includes data for the two calendar years prior to reporting)

Part-Time vs. Full-Time Employment

Calendar Year	Graduates Employed in the Field 20-29 Hours Per Week	Graduates Employed in the Field at Least 30 Hours Per Week	Total Graduates Employed in the Field
2016	0	0	0
2017	0	0	0

Single Position vs. Concurrent Aggregated Position

Calendar Year	Graduates Employed in the Field in a Single Position	Graduates Employed in the Field in Concurrent Aggregated Positions	Total Graduates Employed in the Field
2016	0	0	0
2017	0	0	0



Self-Employed / Freelance Positions

Calendar Year	Graduates Employed who are Self-Employed or Working Freelance	Total Graduates Employed in the Field
2016	0	0
2017	0	0

Institutional Employment

Calendar Year	Graduates Employed in the Field who are Employed by the Institution, an Employer Owned by the Institution, or an Employer who Shares Ownership with the Institution.	Total Graduates Employed in the Field
2016	0	0
2017	0	0

Student's Initials: _____ Date: _____

Initial only after you have had sufficient time to read and understand the information.

Self-Employed / Freelance Positions

This program may result in freelance or self-employment.

- The work available to graduates of this program is usually for freelance or self-employment.
- This type of work may not be consistent.
- The period of employment can range from one day to weeks to several months.
- Hours worked in a day or week may be more or less than the traditional 8 hour work day or 40 hour work week.
- You can expect to spend unpaid time expanding your networks, advertising, promoting your services, or honing your skills.
- Once graduates begin to work freelance or are self-employed, they will be asked to provide documentation that they are employed as such so that they may be counted as placed for our job placement records.
- Students initialing this disclosure understand that either a majority or all of this school's graduates are employed in this manner and understand what comprises this work style.

Student's Initials: _____ Date: _____

Only initial after you have had sufficient time to read and understand the information.



License Examination Passage Rates (includes data for the two calendar years prior to reporting)

Calendar Year	Number of Graduates in Calendar Year	Number of Graduates Taking Exam	Number Who Passed First Available Exam	Number Who Failed First Available Exam	Passage Rate
2016	N/A	N/A	N/A	N/A	N/A
2017	N/A	N/A	N/A	N/A	N/A

No state agency licensure examination is required for the employment of graduates of this program.

Salary and Wage Information (includes data for the two calendar years prior to reporting)

Annual salary and wages reported for graduates employed in the field.

Calendar Year	Graduates Available for Employment	Graduates Employed in Field	\$10,001-\$15,000	\$15,001-\$20,000	\$20,001-\$25,000	\$25,001-\$30,000	\$30,001-\$35,000	\$35,001-\$40,000	\$40,001-\$45,000	\$45,001-\$50,000	\$50,001+	No Salary Information Reported
2016	N/A	N/A	N/A	N/A	N/A	N/A	N/A	N/A	N/A	N/A	N/A	N/A
2017	N/A	N/A	N/A	N/A	N/A	N/A	N/A	N/A	N/A	N/A	N/A	N/A

A list of sources used to substantiate salary disclosures is available from the school. The institution verifies graduate employment and salary information through employer verifications or student attestations. Additionally, a student may obtain salary information by visiting the Bureau of Labor Statistics website at: <https://www.bls.gov/>

Student's Initials: _____ Date: _____

Initial only after you have had sufficient time to read and understand the information.

Cost of Educational Program

Total charges for the program for students completing on-time in 2017: \$19,900. Additional charges may be incurred if the program is not completed on-time.

Student's Initials: _____ Date: _____

Initial only after you have had sufficient time to read and understand the information.

Federal Student Loan Debt

Most recent three year cohort default rate, as reported by the United State Department of Education. ¹	The percentage of enrolled students in 2017 receiving federal student loans to pay for this program.	The average amount of federal student loan debt of 2017 graduates who took out federal student loans at this institution.	The percentage of graduates in 2017 with federal student loans as calculated by the institution.
14.3%	N/A	\$8,283	90%

¹The percentage of students who defaulted on their federal student loans is called the Cohort Default Rate (CDR). It shows the percentage of this school's students who were more than 270 days (9 months) behind on their federal student loans within three years of when the first payment was due. This is the most recent CDR reported by the U.S. Department of Education.



Student's Initials: _____ Date: _____

Initial only after you have had sufficient time to read and understand the information.

This fact sheet is filed with the Bureau for Private Postsecondary Education. Regardless of any information you may have relating to completion rates, placement rates, starting salaries, or license exam passage rates, this fact sheet contains the information as calculated pursuant to state law.

Any questions a student may have regarding this fact sheet that have not been satisfactorily answered by the institution may be directed to the Bureau for Private Postsecondary Education at 2535 Capitol Oaks Drive, Suite 400, Sacramento, CA 95833, www.bppe.ca.gov, toll-free telephone number (888) 370-7589 or by fax (916) 263-1897.

Student Name - Print

Student Signature

Date

School Official

Date



Definitions

- “Number of Students Who Began the Program” means the number of students who began a program who were scheduled to complete the program within 100% of the published program length within the reporting calendar year and excludes all students who cancelled during the cancellation period.
- “Students Available for Graduation” is the number of students who began the program minus the number of students who have died, been incarcerated, or been called to active military duty.
- “Number of On-time Graduates” is the number of students who completed the program within 100% of the published program length within the reporting calendar year.
- “On-time Completion Rate” is the number of on-time graduates divided by the number of students available for graduation.
- “150% Graduates” is the number of students who completed the program within 150% of the program length (includes on-time graduates).
- “150% Completion Rate” is the number of students who completed the program in the reported calendar year within 150% of the published program length, including on-time graduates, divided by the number of students available for graduation.
- “Graduates Available for Employment” means the number of graduates minus the number of graduates unavailable for employment.
- “Graduates Unavailable for Employment” means the graduates who, after graduation, die, become incarcerated, are called to active military duty, are international students that leave the United States or do not have a visa allowing employment in the United States, or are continuing their education in an accredited or bureau-approved postsecondary institution.
- “Graduates Employed in the Field” means graduates who beginning within six months after a student completes the applicable educational program are gainfully employed, whose employment has been reported, and for whom the institution has documented verification of employment. For occupations for which the state requires passing an examination, the six months period begins after the announcement of the examination results for the first examination available after a student completes an applicable educational program.
- “Placement Rate Employed in the Field” is calculated by dividing the number of graduates gainfully employed in the field by the number of graduates available for employment.
- “Number of Graduates Taking Exam” is the number of graduates who took the first available exam in the reported calendar year.
- “First Available Exam Date” is the date for the first available exam after a student completed a program.
- “Passage Rate” is calculated by dividing the number of graduates who passed the exam by the number of graduates who took the reported licensing exam.



- “Number Who Passed First Available Exam” is the number of graduates who took and passed the first available licensing exam after completing the program.
 - “Salary” is as reported by graduate or graduate’s employer.
 - “No Salary Information Reported” is the number of graduates for whom, after making reasonable attempts, the school was not able to obtain salary information.
-



STUDENT'S RIGHT TO CANCEL

California Education Code Section 94919 (d), provides that the student has the right to cancel and obtain a refund of charges paid (excluding the registration fee) through attendance at the first class session, or the seventh day after enrollment, whichever is later. In accordance with California Education Code Section 94919(d), the institution's policy is that all new and re-entry students have the right to cancel the enrollment agreement until midnight of the seventh (7) day from the scheduled start date of the first module not including holidays (but does include weekends and in-service days).

In accordance with California Education Code Section 94919(b), Students shall notify the school in writing of the cancellation of their enrollment agreement ("Notice of Cancellation"). If the Notice of Cancellation is received by mail, it is effective when deposited in the mail properly addressed with postage prepaid. A student may cancel the enrollment agreement in the event the school cancels the program. All monies paid (with the exception of the registration Fee), will be returned to the student within thirty (30) days after either the school receives the applicant's Notice of Cancellation; or if the school cancels this agreement as described below.

A cancellation determination will be made by the institution for new and re-entry students on or before midnight of the fourteenth (14) consecutive calendar day from the scheduled start date of the first module (for re-entry students, it is the first module in which the student is enrolled upon returning to school), not including school-scheduled holidays and school-scheduled breaks (winter, spring, and summer breaks only) based on the following criteria:

1. Violation of the Student Code of Conduct.
2. Unable to obtain proof of high school graduation or equivalent.
3. Incomplete arrangements to fulfill financial obligations.

All new students whose Last Day of Attendance (LDA) falls on or before midnight of the fourteenth (14) consecutive calendar day from the scheduled start date of the first module, not including school-scheduled breaks (winter, spring, and summer breaks only) and any holidays published in the academic calendar in the catalog, will be assigned the status "Early Withdrawal" (EW). The determination date for "EW" will fall on the 14th absence consecutive calendar day from the student's LDA not including school-scheduled breaks (winter, spring, and summer breaks only) and any school-scheduled holidays, when the "EW" status will be automatically assigned by Electronic Student Database.

Note: Cancellations and Early Withdrawals will result in all charges being reversed with the exception of the registration fee which is non-refundable. The registration fee will be returned to all students who cancel their enrollment within three (3) business days from the date the enrollment agreement was signed at the following locations: Bakersfield, Fresno, Gardena, Riverside and Sacramento. In the event where the school cancels the program, any registration fees paid by the student will be refunded.



SCHOOL PERFORMANCE FACT SHEET
CALENDAR YEARS 2016 & 2017

Business Office Administration - 34 Weeks

On-Time Completion Rates (Graduation Rates)

Includes data for the two calendar years prior to reporting.

Calendar Year	Number of Students Who Began the Program	Students Available for Graduation	Number of On-Time Graduates	On-Time Completion Rate
2016	75	75	22	29%
2017	43	43	5	11%

Student's Initials: _____ Date: _____

Initial only after you have had sufficient time to read and understand the information.

Students Completing Within 150% of the Published Program Length

Calendar Year	Number of Students Who Began the Program	Students Available for Graduation	150% Graduates	150% Completion Rate
2016	75	75	50	67%
2017	43	43	23	53%

Student's Initials: _____ Date: _____

Initial only after you have had sufficient time to read and understand the information.



Job Placement Rates (includes data for the two calendar years prior to reporting)

Calendar Year	Number of Students Who Began Program	Number of Graduates	Graduates Available for Employment	Graduates Employed in the Field	Placement Rate % Employed in the Field
2016	75	N/A*	N/A*	N/A*	N/A*
2017	43	24	23	14	61%

*Note: * Because of the change in the Bureaus reporting regulations, which became effective on July 14, 2016, this institution was not required to collect the data for its 2016 and prior graduates.*

You may obtain from the institution a list of the employment positions determined to be in the field for which a student received education and training. A copy of such listing is available in the school catalog posted at <http://www.uei.edu/>

Gainfully Employed Categories (includes data for the two calendar years prior to reporting)

Part-Time vs. Full-Time Employment

Calendar Year	Graduates Employed in the Field 20-29 Hours Per Week	Graduates Employed in the Field at Least 30 Hours Per Week	Total Graduates Employed in the Field
2016	N/A*	N/A*	N/A*
2017	4	10	14

Single Position vs. Concurrent Aggregated Position

Calendar Year	Graduates Employed in the Field in a Single Position	Graduates Employed in the Field in Concurrent Aggregated Positions	Total Graduates Employed in the Field
2016	N/A*	N/A*	N/A*
2017	14	0	14



Self-Employed / Freelance Positions

Calendar Year	Graduates Employed who are Self-Employed or Working Freelance	Total Graduates Employed in the Field
2016	N/A*	N/A*
2017	1	14

Institutional Employment

Calendar Year	Graduates Employed in the Field who are Employed by the Institution, an Employer Owned by the Institution, or an Employer who Shares Ownership with the Institution.	Total Graduates Employed in the Field
2016	N/A*	N/A*
2017	0	14

Student's Initials: _____ Date: _____
Initial only after you have had sufficient time to read and understand the information.

Self-Employed / Freelance Positions

This program may result in freelance or self-employment.

- The work available to graduates of this program is usually for freelance or self-employment.
- This type of work may not be consistent.
- The period of employment can range from one day to weeks to several months.
- Hours worked in a day or week may be more or less than the traditional 8 hour work day or 40 hour work week.
- You can expect to spend unpaid time expanding your networks, advertising, promoting your services, or honing your skills.
- Once graduates begin to work freelance or are self-employed, they will be asked to provide documentation that they are employed as such so that they may be counted as placed for our job placement records.
- Students initialing this disclosure understand that either a majority or all of this school's graduates are employed in this manner and understand what comprises this work style.

Student's Initials: _____ Date: _____
Only initial after you have had sufficient time to read and understand the information.



License Examination Passage Rates (includes data for the two calendar years prior to reporting)

Calendar Year	Number of Graduates in Calendar Year	Number of Graduates Taking Exam	Number Who Passed First Available Exam	Number Who Failed First Available Exam	Passage Rate
2016	N/A	N/A	N/A	N/A	N/A
2017	N/A	N/A	N/A	N/A	N/A

No state agency licensure examination is required for the employment of graduates of this program.

Salary and Wage Information (includes data for the two calendar years prior to reporting)

Annual salary and wages reported for graduates employed in the field.

Calendar Year	Graduates Available for Employment	Graduates Employed in Field	\$10,001-\$15,000	\$15,001-\$20,000	\$20,001-\$25,000	\$25,001-\$30,000	\$30,001-\$35,000	\$35,001-\$40,000	\$40,001-\$45,000	\$45,001-\$50,000	\$50,001+	No Salary Information Reported
2016	N/A*	N/A*	N/A*	N/A*	N/A*	N/A*	N/A*	N/A*	N/A*	N/A*	N/A*	N/A*
2017	23	14	1	2	5	3	2	1	0	0	0	0

A list of sources used to substantiate salary disclosures is available from the school. The institution verifies graduate employment and salary information through employer verifications or student attestations. Additionally, a student may obtain salary information by visiting the Bureau of Labor Statistics website at: <https://www.bls.gov/>

Student's Initials: _____ Date: _____

Initial only after you have had sufficient time to read and understand the information.

Cost of Educational Program

Total charges for the program for students completing on-time in 2017: \$19,900. Additional charges may be incurred if the program is not completed on-time.

Student's Initials: _____ Date: _____

Initial only after you have had sufficient time to read and understand the information.



Federal Student Loan Debt

Most recent three year cohort default rate, as reported by the United State Department of Education.¹	The percentage of enrolled students in 2017 receiving federal student loans to pay for this program.	The average amount of federal student loan debt of 2017 graduates who took out federal student loans at this institution.	The percentage of graduates in 2017 with federal student loans as calculated by the institution.
14.3%	91%	\$8,283	90%

¹The percentage of students who defaulted on their federal student loans is called the Cohort Default Rate (CDR). It shows the percentage of this school’s students who were more than 270 days (9 months) behind on their federal student loans within three years of when the first payment was due. This is the most recent CDR reported by the U.S. Department of Education.

Student’s Initials: _____ Date: _____

Initial only after you have had sufficient time to read and understand the information.

This fact sheet is filed with the Bureau for Private Postsecondary Education. Regardless of any information you may have relating to completion rates, placement rates, starting salaries, or license exam passage rates, this fact sheet contains the information as calculated pursuant to state law.

Any questions a student may have regarding this fact sheet that have not been satisfactorily answered by the institution may be directed to the Bureau for Private Postsecondary Education at 2535 Capitol Oaks Drive, Suite 400, Sacramento, CA 95833, www.bppe.ca.gov, toll-free telephone number (888) 370-7589 or by fax (916) 263-1897.

Student Name - Print

Student Signature

Date

School Official

Date



Definitions

- “Number of Students Who Began the Program” means the number of students who began a program who were scheduled to complete the program within 100% of the published program length within the reporting calendar year and excludes all students who cancelled during the cancellation period.
- “Students Available for Graduation” is the number of students who began the program minus the number of students who have died, been incarcerated, or been called to active military duty.
- “Number of On-time Graduates” is the number of students who completed the program within 100% of the published program length within the reporting calendar year.
- “On-time Completion Rate” is the number of on-time graduates divided by the number of students available for graduation.
- “150% Graduates” is the number of students who completed the program within 150% of the program length (includes on-time graduates).
- “150% Completion Rate” is the number of students who completed the program in the reported calendar year within 150% of the published program length, including on-time graduates, divided by the number of students available for graduation.
- “Graduates Available for Employment” means the number of graduates minus the number of graduates unavailable for employment.
- “Graduates Unavailable for Employment” means the graduates who, after graduation, die, become incarcerated, are called to active military duty, are international students that leave the United States or do not have a visa allowing employment in the United States, or are continuing their education in an accredited or bureau-approved postsecondary institution.
- “Graduates Employed in the Field” means graduates who beginning within six months after a student completes the applicable educational program are gainfully employed, whose employment has been reported, and for whom the institution has documented verification of employment. For occupations for which the state requires passing an examination, the six months period begins after the announcement of the examination results for the first examination available after a student completes an applicable educational program.
- “Placement Rate Employed in the Field” is calculated by dividing the number of graduates gainfully employed in the field by the number of graduates available for employment.
- “Number of Graduates Taking Exam” is the number of graduates who took the first available exam in the reported calendar year.
- “First Available Exam Date” is the date for the first available exam after a student completed a program.
- “Passage Rate” is calculated by dividing the number of graduates who passed the exam by the number of graduates who took the reported licensing exam.
- “Number Who Passed First Available Exam” is the number of graduates who took and passed the first available licensing exam after completing the program.
- “Salary” is as reported by graduate or graduate’s employer.
- “No Salary Information Reported” is the number of graduates for whom, after making reasonable attempts, the school was not able to obtain salary information.



STUDENT'S RIGHT TO CANCEL

California Education Code Section 94919 (d), provides that the student has the right to cancel and obtain a refund of charges paid (excluding the registration fee) through attendance at the first class session, or the seventh day after enrollment, whichever is later. In accordance with California Education Code Section 94919(d), the institution's policy is that all new and re-entry students have the right to cancel the enrollment agreement until midnight of the seventh (7) day from the scheduled start date of the first module not including holidays (but does include weekends and in-service days). In accordance with California Education Code Section 94919(b), Students shall notify the school in writing of the cancellation of their enrollment agreement ("Notice of Cancellation"). If the Notice of Cancellation is received by mail, it is effective when deposited in the mail properly addressed with postage prepaid. A student may cancel the enrollment agreement in the event the school cancels the program. All monies paid (with the exception of the registration Fee), will be returned to the student within thirty (30) days after either the school receives the applicant's Notice of Cancellation; or if the school cancels this agreement as described below.

A cancellation determination will be made by the institution for new and re-entry students on or before midnight of the fourteenth (14) consecutive calendar day from the scheduled start date of the first module (for re-entry students, it is the first module in which the student is enrolled upon returning to school), not including school-scheduled holidays and school-scheduled breaks (winter, spring, and summer breaks only) based on the following criteria:

1. Violation of the Student Code of Conduct.
2. Unable to obtain proof of high school graduation or equivalent.
3. Incomplete arrangements to fulfill financial obligations.

All new students whose Last Day of Attendance (LDA) falls on or before midnight of the fourteenth (14) consecutive calendar day from the scheduled start date of the first module, not including school-scheduled breaks (winter, spring, and summer breaks only) and any holidays published in the academic calendar in the catalog, will be assigned the status "Early Withdrawal" (EW). The determination date for "EW" will fall on the 14th absence consecutive calendar day from the student's LDA not including school-scheduled breaks (winter, spring, and summer breaks only) and any school-scheduled holidays, when the "EW" status will be automatically assigned by Electronic Student Database.

Note: Cancellations and Early Withdrawals will result in all charges being reversed with the exception of the registration fee which is non-refundable. The registration fee will be returned to all students who cancel their enrollment within three (3) business days from the date the enrollment agreement was signed at the following locations: Bakersfield, Fresno, Gardena, Riverside and Sacramento. In the event where the school cancels the program, any registration fees paid by the student will be refunded.





SCHOOL PERFORMANCE FACT SHEET
CALENDAR YEARS 2016 & 2017

Criminal Justice - 36 Weeks

On-Time Completion Rates (Graduation Rates)

Includes data for the two calendar years prior to reporting.

Calendar Year	Number of Students Who Began the Program	Students Available for Graduation	Number of On-Time Graduates	On-Time Completion Rate
2016	55	54	17	31%
2017	50	50	7	14%

Student's Initials: _____ Date: _____

Initial only after you have had sufficient time to read and understand the information.

Students Completing Within 150% of the Published Program Length

Calendar Year	Number of Students Who Began the Program	Students Available for Graduation	150% Graduates	150% Completion Rate
2016	55	54	30	56%
2017	50	50	30	60%

Student's Initials: _____ Date: _____

Initial only after you have had sufficient time to read and understand the information.



Job Placement Rates (includes data for the two calendar years prior to reporting)

Calendar Year	Number of Students Who Began Program	Number of Graduates	Graduates Available for Employment	Graduates Employed in the Field	Placement Rate % Employed in the Field
2016	55	N/A*	N/A*	N/A*	N/A*
2017	50	31	29	22	76%

*Note: * Because of the change in the Bureaus reporting regulations, which became effective on July 14, 2016, this institution was not required to collect the data for its 2016 and prior graduates.*

You may obtain from the institution a list of the employment positions determined to be in the field for which a student received education and training. A copy of such listing is available in the school catalog posted at [http://www.uei.edu/](http://www.uei.edu)

Gainfully Employed Categories (includes data for the two calendar years prior to reporting)

Part-Time vs. Full-Time Employment

Calendar Year	Graduates Employed in the Field 20-29 Hours Per Week	Graduates Employed in the Field at Least 30 Hours Per Week	Total Graduates Employed in the Field
2016	N/A*	N/A*	N/A*
2017	15	7	22

Single Position vs. Concurrent Aggregated Position

Calendar Year	Graduates Employed in the Field in a Single Position	Graduates Employed in the Field in Concurrent Aggregated Positions	Total Graduates Employed in the Field
2016	N/A*	N/A*	N/A*
2017	22	0	22



Self-Employed / Freelance Positions

Calendar Year	Graduates Employed who are Self-Employed or Working Freelance	Total Graduates Employed in the Field
2016	N/A*	N/A*
2017	0	22

Institutional Employment

Calendar Year	Graduates Employed in the Field who are Employed by the Institution, an Employer Owned by the Institution, or an Employer who Shares Ownership with the Institution.	Total Graduates Employed in the Field
2016	N/A*	N/A*
2017	3	22

Student's Initials: _____ Date: _____
Initial only after you have had sufficient time to read and understand the information.

Self-Employed / Freelance Positions

This program may result in freelance or self-employment.

- The work available to graduates of this program is usually for freelance or self-employment.
- This type of work may not be consistent.
- The period of employment can range from one day to weeks to several months.
- Hours worked in a day or week may be more or less than the traditional 8 hour work day or 40 hour work week.
- You can expect to spend unpaid time expanding your networks, advertising, promoting your services, or honing your skills.
- Once graduates begin to work freelance or are self-employed, they will be asked to provide documentation that they are employed as such so that they may be counted as placed for our job placement records.
- Students initialing this disclosure understand that either a majority or all of this school's graduates are employed in this manner and understand what comprises this work style.

Student's Initials: _____ Date: _____
Only initial after you have had sufficient time to read and understand the information.



License Examination Passage Rates *(includes data for the two calendar years prior to reporting)*

Calendar Year	Number of Graduates in Calendar Year	Number of Graduates Taking Exam	Number Who Passed First Available Exam	Number Who Failed First Available Exam	Passage Rate
2016	N/A	N/A	N/A	N/A	N/A
2017	N/A	N/A	N/A	N/A	N/A

No state agency licensure examination is required for the employment of graduates of this program.

Salary and Wage Information *(includes data for the two calendar years prior to reporting)*

Annual salary and wages reported for graduates employed in the field.

Calendar Year	Graduates Available for Employment	Graduates Employed in Field	\$10,001-\$15,000	\$15,001-\$20,000	\$20,001-\$25,000	\$25,001-\$30,000	\$30,001-\$35,000	\$35,001-\$40,000	\$40,001-\$45,000	\$45,001-\$50,000	\$50,001+	No Salary Information Reported
2016	N/A*	N/A*	N/A*	N/A*	N/A*	N/A*	N/A*	N/A*	N/A*	N/A*	N/A*	N/A*
2017	29	22	6	8	6	2	0	0	0	0	0	0

A list of sources used to substantiate salary disclosures is available from the school. The institution verifies graduate employment and salary information through employer verifications or student attestations. Additionally, a student may obtain salary information by visiting the Bureau of Labor Statistics website at: <https://www.bls.gov/>

Student's Initials: _____ Date: _____

Initial only after you have had sufficient time to read and understand the information.

Cost of Educational Program

Total charges for the program for students completing on-time in 2017: \$19,900. Additional charges may be incurred if the program is not completed on-time.

Student's Initials: _____ Date: _____

Initial only after you have had sufficient time to read and understand the information.



Federal Student Loan Debt

Most recent three year cohort default rate, as reported by the United State Department of Education.¹	The percentage of enrolled students in 2017 receiving federal student loans to pay for this program.	The average amount of federal student loan debt of 2017 graduates who took out federal student loans at this institution.	The percentage of graduates in 2017 with federal student loans as calculated by the institution.
14.3%	72%	\$8,283	90%

¹The percentage of students who defaulted on their federal student loans is called the Cohort Default Rate (CDR). It shows the percentage of this school’s students who were more than 270 days (9 months) behind on their federal student loans within three years of when the first payment was due. This is the most recent CDR reported by the U.S. Department of Education.

Student’s Initials: _____ Date: _____

Initial only after you have had sufficient time to read and understand the information.

This fact sheet is filed with the Bureau for Private Postsecondary Education. Regardless of any information you may have relating to completion rates, placement rates, starting salaries, or license exam passage rates, this fact sheet contains the information as calculated pursuant to state law.

Any questions a student may have regarding this fact sheet that have not been satisfactorily answered by the institution may be directed to the Bureau for Private Postsecondary Education at 2535 Capitol Oaks Drive, Suite 400, Sacramento, CA 95833, www.bppe.ca.gov, toll-free telephone number (888) 370-7589 or by fax (916) 263-1897.

Student Name - Print

Student Signature

Date

School Official

Date



Definitions

- “Number of Students Who Began the Program” means the number of students who began a program who were scheduled to complete the program within 100% of the published program length within the reporting calendar year and excludes all students who cancelled during the cancellation period.
- “Students Available for Graduation” is the number of students who began the program minus the number of students who have died, been incarcerated, or been called to active military duty.
- “Number of On-time Graduates” is the number of students who completed the program within 100% of the published program length within the reporting calendar year.
- “On-time Completion Rate” is the number of on-time graduates divided by the number of students available for graduation.
- “150% Graduates” is the number of students who completed the program within 150% of the program length (includes on-time graduates).
- “150% Completion Rate” is the number of students who completed the program in the reported calendar year within 150% of the published program length, including on-time graduates, divided by the number of students available for graduation.
- “Graduates Available for Employment” means the number of graduates minus the number of graduates unavailable for employment.
- “Graduates Unavailable for Employment” means the graduates who, after graduation, die, become incarcerated, are called to active military duty, are international students that leave the United States or do not have a visa allowing employment in the United States, or are continuing their education in an accredited or bureau-approved postsecondary institution.
- “Graduates Employed in the Field” means graduates who beginning within six months after a student completes the applicable educational program are gainfully employed, whose employment has been reported, and for whom the institution has documented verification of employment. For occupations for which the state requires passing an examination, the six months period begins after the announcement of the examination results for the first examination available after a student completes an applicable educational program.
- “Placement Rate Employed in the Field” is calculated by dividing the number of graduates gainfully employed in the field by the number of graduates available for employment.
- “Number of Graduates Taking Exam” is the number of graduates who took the first available exam in the reported calendar year.
- “First Available Exam Date” is the date for the first available exam after a student completed a program.
- “Passage Rate” is calculated by dividing the number of graduates who passed the exam by the number of graduates who took the reported licensing exam.
- “Number Who Passed First Available Exam” is the number of graduates who took and passed the first available licensing exam after completing the program.
- “Salary” is as reported by graduate or graduate’s employer.
- “No Salary Information Reported” is the number of graduates for whom, after making reasonable attempts, the school was not able to obtain salary information.



STUDENT'S RIGHT TO CANCEL

California Education Code Section 94919 (d), provides that the student has the right to cancel and obtain a refund of charges paid (excluding the registration fee) through attendance at the first class session, or the seventh day after enrollment, whichever is later. In accordance with California Education Code Section 94919(d), the institution's policy is that all new and re-entry students have the right to cancel the enrollment agreement until midnight of the seventh (7) day from the scheduled start date of the first module not including holidays (but does include weekends and in-service days). In accordance with California Education Code Section 94919(b), Students shall notify the school in writing of the cancellation of their enrollment agreement ("Notice of Cancellation"). If the Notice of Cancellation is received by mail, it is effective when deposited in the mail properly addressed with postage prepaid. A student may cancel the enrollment agreement in the event the school cancels the program. All monies paid (with the exception of the registration Fee), will be returned to the student within thirty (30) days after either the school receives the applicant's Notice of Cancellation; or if the school cancels this agreement as described below.

A cancellation determination will be made by the institution for new and re-entry students on or before midnight of the fourteenth (14) consecutive calendar day from the scheduled start date of the first module (for re-entry students, it is the first module in which the student is enrolled upon returning to school), not including school-scheduled holidays and school-scheduled breaks (winter, spring, and summer breaks only) based on the following criteria:

1. Violation of the Student Code of Conduct.
2. Unable to obtain proof of high school graduation or equivalent.
3. Incomplete arrangements to fulfill financial obligations.

All new students whose Last Day of Attendance (LDA) falls on or before midnight of the fourteenth (14) consecutive calendar day from the scheduled start date of the first module, not including school-scheduled breaks (winter, spring, and summer breaks only) and any holidays published in the academic calendar in the catalog, will be assigned the status "Early Withdrawal" (EW). The determination date for "EW" will fall on the 14th absence consecutive calendar day from the student's LDA not including school-scheduled breaks (winter, spring, and summer breaks only) and any school-scheduled holidays, when the "EW" status will be automatically assigned by Electronic Student Database.

Note: Cancellations and Early Withdrawals will result in all charges being reversed with the exception of the registration fee which is non-refundable. The registration fee will be returned to all students who cancel their enrollment within three (3) business days from the date the enrollment agreement was signed at the following locations: Bakersfield, Fresno, Gardena, Riverside and Sacramento. In the event where the school cancels the program, any registration fees paid by the student will be refunded.





SCHOOL PERFORMANCE FACT SHEET
CALENDAR YEARS 2016 & 2017

Computer Systems Technician - 34 Weeks

On-Time Completion Rates (Graduation Rates)

Includes data for the two calendar years prior to reporting.

Calendar Year	Number of Students Who Began the Program	Students Available for Graduation	Number of On-Time Graduates	On-Time Completion Rate
2016	34	34	7	21%
2017	32	31	9	29%

Student's Initials: _____ Date: _____

Initial only after you have had sufficient time to read and understand the information.

Students Completing Within 150% of the Published Program Length

Calendar Year	Number of Students Who Began the Program	Students Available for Graduation	150% Graduates	150% Completion Rate
2016	34	34	24	71%
2017	32	31	16	51%

Student's Initials: _____ Date: _____

Initial only after you have had sufficient time to read and understand the information.



Job Placement Rates (includes data for the two calendar years prior to reporting)

Calendar Year	Number of Students Who Began Program	Number of Graduates	Graduates Available for Employment	Graduates Employed in the Field	Placement Rate % Employed in the Field
2016	34	N/A*	N/A*	N/A*	N/A*
2017	32	16	16	14	88%

Note: * Because of the change in the Bureaus reporting regulations, which became effective on July 14, 2016, this institution was not required to collect the data for its 2016 and prior graduates.

You may obtain from the institution a list of the employment positions determined to be in the field for which a student received education and training. A copy of such listing is available in the school catalog posted at <http://www.uei.edu/>

Gainfully Employed Categories (includes data for the two calendar years prior to reporting)

Part-Time vs. Full-Time Employment

Calendar Year	Graduates Employed in the Field 20-29 Hours Per Week	Graduates Employed in the Field at Least 30 Hours Per Week	Total Graduates Employed in the Field
2016	N/A*	N/A*	N/A*
2017	6	8	14

Single Position vs. Concurrent Aggregated Position

Calendar Year	Graduates Employed in the Field in a Single Position	Graduates Employed in the Field in Concurrent Aggregated Positions	Total Graduates Employed in the Field
2016	N/A*	N/A*	N/A*
2017	14	0	14



Self-Employed / Freelance Positions

Calendar Year	Graduates Employed who are Self-Employed or Working Freelance	Total Graduates Employed in the Field
2016	N/A*	N/A*
2017	1	14

Institutional Employment

Calendar Year	Graduates Employed in the Field who are Employed by the Institution, an Employer Owned by the Institution, or an Employer who Shares Ownership with the Institution.	Total Graduates Employed in the Field
2016	N/A*	N/A*
2017	0	14

Student's Initials: _____ Date: _____
Initial only after you have had sufficient time to read and understand the information.

Self-Employed / Freelance Positions

This program may result in freelance or self-employment.

- The work available to graduates of this program is usually for freelance or self-employment.
- This type of work may not be consistent.
- The period of employment can range from one day to weeks to several months.
- Hours worked in a day or week may be more or less than the traditional 8 hour work day or 40 hour work week.
- You can expect to spend unpaid time expanding your networks, advertising, promoting your services, or honing your skills.
- Once graduates begin to work freelance or are self-employed, they will be asked to provide documentation that they are employed as such so that they may be counted as placed for our job placement records.
- Students initialing this disclosure understand that either a majority or all of this school's graduates are employed in this manner and understand what comprises this work style.

Student's Initials: _____ Date: _____
Only initial after you have had sufficient time to read and understand the information.



License Examination Passage Rates (includes data for the two calendar years prior to reporting)

Calendar Year	Number of Graduates in Calendar Year	Number of Graduates Taking Exam	Number Who Passed First Available Exam	Number Who Failed First Available Exam	Passage Rate
2016	N/A	N/A	N/A	N/A	N/A
2017	N/A	N/A	N/A	N/A	N/A

No state agency licensure examination is required for the employment of graduates of this program.

Salary and Wage Information (includes data for the two calendar years prior to reporting)

Annual salary and wages reported for graduates employed in the field.

Calendar Year	Graduates Available for Employment	Graduates Employed in Field	\$10,001-\$15,000	\$15,001-\$20,000	\$20,001-\$25,000	\$25,001-\$30,000	\$30,001-\$35,000	\$35,001-\$40,000	\$40,001-\$45,000	\$45,001-\$50,000	\$50,001+	No Salary Information Reported
2016	N/A*	N/A*	N/A*	N/A*	N/A*	N/A*	N/A*	N/A*	N/A*	N/A*	N/A*	N/A*
2017	16	14	3	2	4	2	2	1	0	0	0	0

A list of sources used to substantiate salary disclosures is available from the school. The institution verifies graduate employment and salary information through employer verifications or student attestations. Additionally, a student may obtain salary information by visiting the Bureau of Labor Statistics website at: <https://www.bls.gov/>

Student's Initials: _____ Date: _____

Initial only after you have had sufficient time to read and understand the information.

Cost of Educational Program

Total charges for the program for students completing on-time in 2017: \$19,900. Additional charges may be incurred if the program is not completed on-time.

Student's Initials: _____ Date: _____

Initial only after you have had sufficient time to read and understand the information.



Federal Student Loan Debt

Most recent three year cohort default rate, as reported by the United State Department of Education.¹	The percentage of enrolled students in 2017 receiving federal student loans to pay for this program.	The average amount of federal student loan debt of 2017 graduates who took out federal student loans at this institution.	The percentage of graduates in 2017 with federal student loans as calculated by the institution.
14.3%	91%	\$8,283	90%

¹The percentage of students who defaulted on their federal student loans is called the Cohort Default Rate (CDR). It shows the percentage of this school’s students who were more than 270 days (9 months) behind on their federal student loans within three years of when the first payment was due. This is the most recent CDR reported by the U.S. Department of Education.

Student’s Initials: _____ **Date:** _____

Initial only after you have had sufficient time to read and understand the information.

This fact sheet is filed with the Bureau for Private Postsecondary Education. Regardless of any information you may have relating to completion rates, placement rates, starting salaries, or license exam passage rates, this fact sheet contains the information as calculated pursuant to state law.

Any questions a student may have regarding this fact sheet that have not been satisfactorily answered by the institution may be directed to the Bureau for Private Postsecondary Education at 2535 Capitol Oaks Drive, Suite 400, Sacramento, CA 95833, www.bppe.ca.gov, toll-free telephone number (888) 370-7589 or by fax (916) 263-1897.

Student Name - Print

Student Signature

Date

School Official

Date



Definitions

- “Number of Students Who Began the Program” means the number of students who began a program who were scheduled to complete the program within 100% of the published program length within the reporting calendar year and excludes all students who cancelled during the cancellation period.
- “Students Available for Graduation” is the number of students who began the program minus the number of students who have died, been incarcerated, or been called to active military duty.
- “Number of On-time Graduates” is the number of students who completed the program within 100% of the published program length within the reporting calendar year.
- “On-time Completion Rate” is the number of on-time graduates divided by the number of students available for graduation.
- “150% Graduates” is the number of students who completed the program within 150% of the program length (includes on-time graduates).
- “150% Completion Rate” is the number of students who completed the program in the reported calendar year within 150% of the published program length, including on-time graduates, divided by the number of students available for graduation.
- “Graduates Available for Employment” means the number of graduates minus the number of graduates unavailable for employment.
- “Graduates Unavailable for Employment” means the graduates who, after graduation, die, become incarcerated, are called to active military duty, are international students that leave the United States or do not have a visa allowing employment in the United States, or are continuing their education in an accredited or bureau-approved postsecondary institution.
- “Graduates Employed in the Field” means graduates who beginning within six months after a student completes the applicable educational program are gainfully employed, whose employment has been reported, and for whom the institution has documented verification of employment. For occupations for which the state requires passing an examination, the six months period begins after the announcement of the examination results for the first examination available after a student completes an applicable educational program.
- “Placement Rate Employed in the Field” is calculated by dividing the number of graduates gainfully employed in the field by the number of graduates available for employment.
- “Number of Graduates Taking Exam” is the number of graduates who took the first available exam in the reported calendar year.
- “First Available Exam Date” is the date for the first available exam after a student completed a program.
- “Passage Rate” is calculated by dividing the number of graduates who passed the exam by the number of graduates who took the reported licensing exam.
- “Number Who Passed First Available Exam” is the number of graduates who took and passed the first available licensing exam after completing the program.
- “Salary” is as reported by graduate or graduate’s employer.
- “No Salary Information Reported” is the number of graduates for whom, after making reasonable attempts, the school was not able to obtain salary information.



STUDENT'S RIGHT TO CANCEL

California Education Code Section 94919 (d), provides that the student has the right to cancel and obtain a refund of charges paid (excluding the registration fee) through attendance at the first class session, or the seventh day after enrollment, whichever is later. In accordance with California Education Code Section 94919(d), the institution's policy is that all new and re-entry students have the right to cancel the enrollment agreement until midnight of the seventh (7) day from the scheduled start date of the first module not including holidays (but does include weekends and in-service days). In accordance with California Education Code Section 94919(b), Students shall notify the school in writing of the cancellation of their enrollment agreement ("Notice of Cancellation"). If the Notice of Cancellation is received by mail, it is effective when deposited in the mail properly addressed with postage prepaid. A student may cancel the enrollment agreement in the event the school cancels the program. All monies paid (with the exception of the registration Fee), will be returned to the student within thirty (30) days after either the school receives the applicant's Notice of Cancellation; or if the school cancels this agreement as described below.

A cancellation determination will be made by the institution for new and re-entry students on or before midnight of the fourteenth (14) consecutive calendar day from the scheduled start date of the first module (for re-entry students, it is the first module in which the student is enrolled upon returning to school), not including school-scheduled holidays and school-scheduled breaks (winter, spring, and summer breaks only) based on the following criteria:

1. Violation of the Student Code of Conduct.
2. Unable to obtain proof of high school graduation or equivalent.
3. Incomplete arrangements to fulfill financial obligations.

All new students whose Last Day of Attendance (LDA) falls on or before midnight of the fourteenth (14) consecutive calendar day from the scheduled start date of the first module, not including school-scheduled breaks (winter, spring, and summer breaks only) and any holidays published in the academic calendar in the catalog, will be assigned the status "Early Withdrawal" (EW). The determination date for "EW" will fall on the 14th absence consecutive calendar day from the student's LDA not including school-scheduled breaks (winter, spring, and summer breaks only) and any school-scheduled holidays, when the "EW" status will be automatically assigned by Electronic Student Database.

Note: Cancellations and Early Withdrawals will result in all charges being reversed with the exception of the registration fee which is non-refundable. The registration fee will be returned to all students who cancel their enrollment within three (3) business days from the date the enrollment agreement was signed at the following locations: Bakersfield, Fresno, Gardena, Riverside and Sacramento. In the event where the school cancels the program, any registration fees paid by the student will be refunded.





SCHOOL PERFORMANCE FACT SHEET
CALENDAR YEARS 2016 & 2017

Dental Assistant - 34 Weeks

On-Time Completion Rates (Graduation Rates)

Includes data for the two calendar years prior to reporting.

Calendar Year	Number of Students Who Began the Program	Students Available for Graduation	Number of On-Time Graduates	On-Time Completion Rate
2016	66	66	13	20%
2017	87	86	29	33%

Student's Initials: _____ Date: _____

Initial only after you have had sufficient time to read and understand the information.

Students Completing Within 150% of the Published Program Length

Calendar Year	Number of Students Who Began the Program	Students Available for Graduation	150% Graduates	150% Completion Rate
2016	66	66	53	80%
2017	87	86	70	81%

Student's Initials: _____ Date: _____

Initial only after you have had sufficient time to read and understand the information.



Job Placement Rates (includes data for the two calendar years prior to reporting)

Calendar Year	Number of Students Who Began Program	Number of Graduates	Graduates Available for Employment	Graduates Employed in the Field	Placement Rate % Employed in the Field
2016	66	N/A*	N/A*	N/A*	N/A*
2017	87	72	72	57	79%

Note: * Because of the change in the Bureaus reporting regulations, which became effective on July 14, 2016, this institution was not required to collect the data for its 2016 and prior graduates.

You may obtain from the institution a list of the employment positions determined to be in the field for which a student received education and training. A copy of such listing is available in the school catalog posted at <http://www.uei.edu/>

Gainfully Employed Categories (includes data for the two calendar years prior to reporting)

Part-Time vs. Full-Time Employment

Calendar Year	Graduates Employed in the Field 20-29 Hours Per Week	Graduates Employed in the Field at Least 30 Hours Per Week	Total Graduates Employed in the Field
2016	N/A*	N/A*	N/A*
2017	13	44	57

Single Position vs. Concurrent Aggregated Position

Calendar Year	Graduates Employed in the Field in a Single Position	Graduates Employed in the Field in Concurrent Aggregated Positions	Total Graduates Employed in the Field
2016	N/A*	N/A*	N/A*
2017	57	0	57



Self-Employed / Freelance Positions

Calendar Year	Graduates Employed who are Self-Employed or Working Freelance	Total Graduates Employed in the Field
2016	N/A*	N/A*
2017	0	57

Institutional Employment

Calendar Year	Graduates Employed in the Field who are Employed by the Institution, an Employer Owned by the Institution, or an Employer who Shares Ownership with the Institution.	Total Graduates Employed in the Field
2016	N/A*	N/A*
2017	0	57

Student's Initials: _____ **Date:** _____

Initial only after you have had sufficient time to read and understand the information.

Self-Employed / Freelance Positions

This program may result in freelance or self-employment.

- The work available to graduates of this program is usually for freelance or self-employment.
- This type of work may not be consistent.
- The period of employment can range from one day to weeks to several months.
- Hours worked in a day or week may be more or less than the traditional 8 hour work day or 40 hour work week.
- You can expect to spend unpaid time expanding your networks, advertising, promoting your services, or honing your skills.
- Once graduates begin to work freelance or are self-employed, they will be asked to provide documentation that they are employed as such so that they may be counted as placed for our job placement records.
- Students initialing this disclosure understand that either a majority or all of this school's graduates are employed in this manner and understand what comprises this work style.

Student's Initials: _____ **Date:** _____

Only initial after you have had sufficient time to read and understand the information.



License Examination Passage Rates *(includes data for the two calendar years prior to reporting)*

Calendar Year	Number of Graduates in Calendar Year	Number of Graduates Taking Exam	Number Who Passed First Available Exam	Number Who Failed First Available Exam	Passage Rate
2016	N/A	N/A	N/A	N/A	N/A
2017	N/A	N/A	N/A	N/A	N/A

No state agency licensure examination is required for the employment of graduates of this program.

Salary and Wage Information *(includes data for the two calendar years prior to reporting)*

Annual salary and wages reported for graduates employed in the field.

Calendar Year	Graduates Available for Employment	Graduates Employed in Field	\$10,001-\$15,000	\$15,001-\$20,000	\$20,001-\$25,000	\$25,001-\$30,000	\$30,001-\$35,000	\$35,001-\$40,000	\$40,001-\$45,000	\$45,001-\$50,000	\$50,001+	No Salary Information Reported
2016	N/A*	N/A*	N/A*	N/A*	N/A*	N/A*	N/A*	N/A*	N/A*	N/A*	N/A*	N/A*
2017	72	57	5	8	20	20	4	0	0	0	0	0

A list of sources used to substantiate salary disclosures is available from the school. The institution verifies graduate employment and salary information through employer verifications or student attestations. Additionally, a student may obtain salary information by visiting the Bureau of Labor Statistics website at: <https://www.bls.gov/>

Student's Initials: _____ Date: _____

Initial only after you have had sufficient time to read and understand the information.

Cost of Educational Program

Total charges for the program for students completing on-time in 2017: \$19,900. Additional charges may be incurred if the program is not completed on-time.

Student's Initials: _____ Date: _____

Initial only after you have had sufficient time to read and understand the information.



Federal Student Loan Debt

Most recent three year cohort default rate, as reported by the United State Department of Education.¹	The percentage of enrolled students in 2017 receiving federal student loans to pay for this program.	The average amount of federal student loan debt of 2017 graduates who took out federal student loans at this institution.	The percentage of graduates in 2017 with federal student loans as calculated by the institution.
14.3%	93%	\$8,283	90%

¹The percentage of students who defaulted on their federal student loans is called the Cohort Default Rate (CDR). It shows the percentage of this school’s students who were more than 270 days (9 months) behind on their federal student loans within three years of when the first payment was due. This is the most recent CDR reported by the U.S. Department of Education.

Student’s Initials: _____ Date: _____

Initial only after you have had sufficient time to read and understand the information.

This fact sheet is filed with the Bureau for Private Postsecondary Education. Regardless of any information you may have relating to completion rates, placement rates, starting salaries, or license exam passage rates, this fact sheet contains the information as calculated pursuant to state law.

Any questions a student may have regarding this fact sheet that have not been satisfactorily answered by the institution may be directed to the Bureau for Private Postsecondary Education at 2535 Capitol Oaks Drive, Suite 400, Sacramento, CA 95833, www.bppe.ca.gov, toll-free telephone number (888) 370-7589 or by fax (916) 263-1897.

Student Name - Print

Student Signature

Date

School Official

Date



Definitions

- “Number of Students Who Began the Program” means the number of students who began a program who were scheduled to complete the program within 100% of the published program length within the reporting calendar year and excludes all students who cancelled during the cancellation period.
- “Students Available for Graduation” is the number of students who began the program minus the number of students who have died, been incarcerated, or been called to active military duty.
- “Number of On-time Graduates” is the number of students who completed the program within 100% of the published program length within the reporting calendar year.
- “On-time Completion Rate” is the number of on-time graduates divided by the number of students available for graduation.
- “150% Graduates” is the number of students who completed the program within 150% of the program length (includes on-time graduates).
- “150% Completion Rate” is the number of students who completed the program in the reported calendar year within 150% of the published program length, including on-time graduates, divided by the number of students available for graduation.
- “Graduates Available for Employment” means the number of graduates minus the number of graduates unavailable for employment.
- “Graduates Unavailable for Employment” means the graduates who, after graduation, die, become incarcerated, are called to active military duty, are international students that leave the United States or do not have a visa allowing employment in the United States, or are continuing their education in an accredited or bureau-approved postsecondary institution.
- “Graduates Employed in the Field” means graduates who beginning within six months after a student completes the applicable educational program are gainfully employed, whose employment has been reported, and for whom the institution has documented verification of employment. For occupations for which the state requires passing an examination, the six months period begins after the announcement of the examination results for the first examination available after a student completes an applicable educational program.
- “Placement Rate Employed in the Field” is calculated by dividing the number of graduates gainfully employed in the field by the number of graduates available for employment.
- “Number of Graduates Taking Exam” is the number of graduates who took the first available exam in the reported calendar year.
- “First Available Exam Date” is the date for the first available exam after a student completed a program.
- “Passage Rate” is calculated by dividing the number of graduates who passed the exam by the number of graduates who took the reported licensing exam.
- “Number Who Passed First Available Exam” is the number of graduates who took and passed the first available licensing exam after completing the program.
- “Salary” is as reported by graduate or graduate’s employer.
- “No Salary Information Reported” is the number of graduates for whom, after making reasonable attempts, the school was not able to obtain salary information.



STUDENT'S RIGHT TO CANCEL

California Education Code Section 94919 (d), provides that the student has the right to cancel and obtain a refund of charges paid (excluding the registration fee) through attendance at the first class session, or the seventh day after enrollment, whichever is later. In accordance with California Education Code Section 94919(d), the institution's policy is that all new and re-entry students have the right to cancel the enrollment agreement until midnight of the seventh (7) day from the scheduled start date of the first module not including holidays (but does include weekends and in-service days). In accordance with California Education Code Section 94919(b), Students shall notify the school in writing of the cancellation of their enrollment agreement ("Notice of Cancellation"). If the Notice of Cancellation is received by mail, it is effective when deposited in the mail properly addressed with postage prepaid. A student may cancel the enrollment agreement in the event the school cancels the program. All monies paid (with the exception of the registration Fee), will be returned to the student within thirty (30) days after either the school receives the applicant's Notice of Cancellation; or if the school cancels this agreement as described below.

A cancellation determination will be made by the institution for new and re-entry students on or before midnight of the fourteenth (14) consecutive calendar day from the scheduled start date of the first module (for re-entry students, it is the first module in which the student is enrolled upon returning to school), not including school-scheduled holidays and school-scheduled breaks (winter, spring, and summer breaks only) based on the following criteria:

1. Violation of the Student Code of Conduct.
2. Unable to obtain proof of high school graduation or equivalent.
3. Incomplete arrangements to fulfill financial obligations.

All new students whose Last Day of Attendance (LDA) falls on or before midnight of the fourteenth (14) consecutive calendar day from the scheduled start date of the first module, not including school-scheduled breaks (winter, spring, and summer breaks only) and any holidays published in the academic calendar in the catalog, will be assigned the status "Early Withdrawal" (EW). The determination date for "EW" will fall on the 14th absence consecutive calendar day from the student's LDA not including school-scheduled breaks (winter, spring, and summer breaks only) and any school-scheduled holidays, when the "EW" status will be automatically assigned by Electronic Student Database.

Note: Cancellations and Early Withdrawals will result in all charges being reversed with the exception of the registration fee which is non-refundable. The registration fee will be returned to all students who cancel their enrollment within three (3) business days from the date the enrollment agreement was signed at the following locations: Bakersfield, Fresno, Gardena, Riverside and Sacramento. In the event where the school cancels the program, any registration fees paid by the student will be refunded.





SCHOOL PERFORMANCE FACT SHEET
CALENDAR YEARS 2016 & 2017

Medical Assistant - 34 Weeks

On-Time Completion Rates (Graduation Rates)

Includes data for the two calendar years prior to reporting.

Calendar Year	Number of Students Who Began the Program	Students Available for Graduation	Number of On-Time Graduates	On-Time Completion Rate
2016	223	220	64	29%
2017	201	200	43	21%

Student's Initials: _____ Date: _____

Initial only after you have had sufficient time to read and understand the information.

Students Completing Within 150% of the Published Program Length

Calendar Year	Number of Students Who Began the Program	Students Available for Graduation	150% Graduates	150% Completion Rate
2016	223	220	137	62%
2017	201	200	144	72%

Student's Initials: _____ Date: _____

Initial only after you have had sufficient time to read and understand the information.



Job Placement Rates (includes data for the two calendar years prior to reporting)

Calendar Year	Number of Students Who Began Program	Number of Graduates	Graduates Available for Employment	Graduates Employed in the Field	Placement Rate % Employed in the Field
2016	223	N/A*	N/A*	N/A*	N/A*
2017	201	154	147	93	63%

*Note: * Because of the change in the Bureaus reporting regulations, which became effective on July 14, 2016, this institution was not required to collect the data for its 2016 and prior graduates.*

You may obtain from the institution a list of the employment positions determined to be in the field for which a student received education and training. A copy of such listing is available in the school catalog posted at <http://www.uei.edu/>

Gainfully Employed Categories (includes data for the two calendar years prior to reporting)

Part-Time vs. Full-Time Employment

Calendar Year	Graduates Employed in the Field 20-29 Hours Per Week	Graduates Employed in the Field at Least 30 Hours Per Week	Total Graduates Employed in the Field
2016	N/A*	N/A*	N/A*
2017	19	74	93

Single Position vs. Concurrent Aggregated Position

Calendar Year	Graduates Employed in the Field in a Single Position	Graduates Employed in the Field in Concurrent Aggregated Positions	Total Graduates Employed in the Field
2016	N/A*	N/A*	N/A*
2017	93	0	93



Self-Employed / Freelance Positions

Calendar Year	Graduates Employed who are Self-Employed or Working Freelance	Total Graduates Employed in the Field
2016	N/A*	N/A*
2017	0	93

Institutional Employment

Calendar Year	Graduates Employed in the Field who are Employed by the Institution, an Employer Owned by the Institution, or an Employer who Shares Ownership with the Institution.	Total Graduates Employed in the Field
2016	N/A*	N/A*
2017	1	93

Student's Initials: _____ Date: _____

Initial only after you have had sufficient time to read and understand the information.

Self-Employed / Freelance Positions

This program may result in freelance or self-employment.

- The work available to graduates of this program is usually for freelance or self-employment.
- This type of work may not be consistent.
- The period of employment can range from one day to weeks to several months.
- Hours worked in a day or week may be more or less than the traditional 8 hour work day or 40 hour work week.
- You can expect to spend unpaid time expanding your networks, advertising, promoting your services, or honing your skills.
- Once graduates begin to work freelance or are self-employed, they will be asked to provide documentation that they are employed as such so that they may be counted as placed for our job placement records.
- Students initialing this disclosure understand that either a majority or all of this school's graduates are employed in this manner and understand what comprises this work style.

Student's Initials: _____ Date: _____

Only initial after you have had sufficient time to read and understand the information.



License Examination Passage Rates (includes data for the two calendar years prior to reporting)

Calendar Year	Number of Graduates in Calendar Year	Number of Graduates Taking Exam	Number Who Passed First Available Exam	Number Who Failed First Available Exam	Passage Rate
2016	N/A	N/A	N/A	N/A	N/A
2017	N/A	N/A	N/A	N/A	N/A

No state agency licensure examination is required for the employment of graduates of this program.

Salary and Wage Information (includes data for the two calendar years prior to reporting)

Annual salary and wages reported for graduates employed in the field.

Calendar Year	Graduates Available for Employment	Graduates Employed in Field	\$10,001-\$15,000	\$15,001-\$20,000	\$20,001-\$25,000	\$25,001-\$30,000	\$30,001-\$35,000	\$35,001-\$40,000	\$40,001-\$45,000	\$45,001-\$50,000	\$50,001+	No Salary Information Reported
2016	N/A*	N/A*	N/A*	N/A*	N/A*	N/A*	N/A*	N/A*	N/A*	N/A*	N/A*	N/A*
2017	147	93	8	9	34	32	10	0	0	0	0	0

A list of sources used to substantiate salary disclosures is available from the school. The institution verifies graduate employment and salary information through employer verifications or student attestations. Additionally, a student may obtain salary information by visiting the Bureau of Labor Statistics website at: <https://www.bls.gov/>

Student's Initials: _____ Date: _____

Initial only after you have had sufficient time to read and understand the information.

Cost of Educational Program

Total charges for the program for students completing on-time in 2017: \$19,900. Additional charges may be incurred if the program is not completed on-time.

Student's Initials: _____ Date: _____

Initial only after you have had sufficient time to read and understand the information.



Federal Student Loan Debt

Most recent three year cohort default rate, as reported by the United State Department of Education.¹	The percentage of enrolled students in 2017 receiving federal student loans to pay for this program.	The average amount of federal student loan debt of 2017 graduates who took out federal student loans at this institution.	The percentage of graduates in 2017 with federal student loans as calculated by the institution.
14.3%	94%	\$8,283	90%

¹The percentage of students who defaulted on their federal student loans is called the Cohort Default Rate (CDR). It shows the percentage of this school’s students who were more than 270 days (9 months) behind on their federal student loans within three years of when the first payment was due. This is the most recent CDR reported by the U.S. Department of Education.

Student’s Initials: _____ **Date:** _____

Initial only after you have had sufficient time to read and understand the information.

This fact sheet is filed with the Bureau for Private Postsecondary Education. Regardless of any information you may have relating to completion rates, placement rates, starting salaries, or license exam passage rates, this fact sheet contains the information as calculated pursuant to state law.

Any questions a student may have regarding this fact sheet that have not been satisfactorily answered by the institution may be directed to the Bureau for Private Postsecondary Education at 2535 Capitol Oaks Drive, Suite 400, Sacramento, CA 95833, www.bppe.ca.gov, toll-free telephone number (888) 370-7589 or by fax (916) 263-1897.

Student Name - Print

Student Signature

Date

School Official

Date



Definitions

- “Number of Students Who Began the Program” means the number of students who began a program who were scheduled to complete the program within 100% of the published program length within the reporting calendar year and excludes all students who cancelled during the cancellation period.
- “Students Available for Graduation” is the number of students who began the program minus the number of students who have died, been incarcerated, or been called to active military duty.
- “Number of On-time Graduates” is the number of students who completed the program within 100% of the published program length within the reporting calendar year.
- “On-time Completion Rate” is the number of on-time graduates divided by the number of students available for graduation.
- “150% Graduates” is the number of students who completed the program within 150% of the program length (includes on-time graduates).
- “150% Completion Rate” is the number of students who completed the program in the reported calendar year within 150% of the published program length, including on-time graduates, divided by the number of students available for graduation.
- “Graduates Available for Employment” means the number of graduates minus the number of graduates unavailable for employment.
- “Graduates Unavailable for Employment” means the graduates who, after graduation, die, become incarcerated, are called to active military duty, are international students that leave the United States or do not have a visa allowing employment in the United States, or are continuing their education in an accredited or bureau-approved postsecondary institution.
- “Graduates Employed in the Field” means graduates who beginning within six months after a student completes the applicable educational program are gainfully employed, whose employment has been reported, and for whom the institution has documented verification of employment. For occupations for which the state requires passing an examination, the six months period begins after the announcement of the examination results for the first examination available after a student completes an applicable educational program.
- “Placement Rate Employed in the Field” is calculated by dividing the number of graduates gainfully employed in the field by the number of graduates available for employment.
- “Number of Graduates Taking Exam” is the number of graduates who took the first available exam in the reported calendar year.
- “First Available Exam Date” is the date for the first available exam after a student completed a program.
- “Passage Rate” is calculated by dividing the number of graduates who passed the exam by the number of graduates who took the reported licensing exam.
- “Number Who Passed First Available Exam” is the number of graduates who took and passed the first available licensing exam after completing the program.
- “Salary” is as reported by graduate or graduate’s employer.
- “No Salary Information Reported” is the number of graduates for whom, after making reasonable attempts, the school was not able to obtain salary information.



STUDENT'S RIGHT TO CANCEL

California Education Code Section 94919 (d), provides that the student has the right to cancel and obtain a refund of charges paid (excluding the registration fee) through attendance at the first class session, or the seventh day after enrollment, whichever is later. In accordance with California Education Code Section 94919(d), the institution's policy is that all new and re-entry students have the right to cancel the enrollment agreement until midnight of the seventh (7) day from the scheduled start date of the first module not including holidays (but does include weekends and in-service days). In accordance with California Education Code Section 94919(b), Students shall notify the school in writing of the cancellation of their enrollment agreement ("Notice of Cancellation"). If the Notice of Cancellation is received by mail, it is effective when deposited in the mail properly addressed with postage prepaid. A student may cancel the enrollment agreement in the event the school cancels the program. All monies paid (with the exception of the registration Fee), will be returned to the student within thirty (30) days after either the school receives the applicant's Notice of Cancellation; or if the school cancels this agreement as described below.

A cancellation determination will be made by the institution for new and re-entry students on or before midnight of the fourteenth (14) consecutive calendar day from the scheduled start date of the first module (for re-entry students, it is the first module in which the student is enrolled upon returning to school), not including school-scheduled holidays and school-scheduled breaks (winter, spring, and summer breaks only) based on the following criteria:

1. Violation of the Student Code of Conduct.
2. Unable to obtain proof of high school graduation or equivalent.
3. Incomplete arrangements to fulfill financial obligations.

All new students whose Last Day of Attendance (LDA) falls on or before midnight of the fourteenth (14) consecutive calendar day from the scheduled start date of the first module, not including school-scheduled breaks (winter, spring, and summer breaks only) and any holidays published in the academic calendar in the catalog, will be assigned the status "Early Withdrawal" (EW). The determination date for "EW" will fall on the 14th absence consecutive calendar day from the student's LDA not including school-scheduled breaks (winter, spring, and summer breaks only) and any school-scheduled holidays, when the "EW" status will be automatically assigned by Electronic Student Database.

Note: Cancellations and Early Withdrawals will result in all charges being reversed with the exception of the registration fee which is non-refundable. The registration fee will be returned to all students who cancel their enrollment within three (3) business days from the date the enrollment agreement was signed at the following locations: Bakersfield, Fresno, Gardena, Riverside and Sacramento. In the event where the school cancels the program, any registration fees paid by the student will be refunded.





SCHOOL PERFORMANCE FACT SHEET
CALENDAR YEARS 2016 & 2017

Medical Office Specialist - 34 Weeks

On-Time Completion Rates (Graduation Rates)

Includes data for the two calendar years prior to reporting.

Calendar Year	Number of Students Who Began the Program	Students Available for Graduation	Number of On-Time Graduates	On-Time Completion Rate
2016	11	11	1	9%
2017	27	27	0	0%

Student's Initials: _____ Date: _____

Initial only after you have had sufficient time to read and understand the information.

Students Completing Within 150% of the Published Program Length

Calendar Year	Number of Students Who Began the Program	Students Available for Graduation	150% Graduates	150% Completion Rate
2016	11	11	4	36%
2017	27	27	9	33%

Student's Initials: _____ Date: _____

Initial only after you have had sufficient time to read and understand the information.



Job Placement Rates (includes data for the two calendar years prior to reporting)

Calendar Year	Number of Students Who Began Program	Number of Graduates	Graduates Available for Employment	Graduates Employed in the Field	Placement Rate % Employed in the Field
2016	11	N/A*	N/A*	N/A*	N/A*
2017	27	11	11	6	55%

*Note: * Because of the change in the Bureaus reporting regulations, which became effective on July 14, 2016, this institution was not required to collect the data for its 2016 and prior graduates.*

You may obtain from the institution a list of the employment positions determined to be in the field for which a student received education and training. A copy of such listing is available in the school catalog posted at [http://www.uei.edu/](http://www.uei.edu)

Gainfully Employed Categories (includes data for the two calendar years prior to reporting)

Part-Time vs. Full-Time Employment

Calendar Year	Graduates Employed in the Field 20-29 Hours Per Week	Graduates Employed in the Field at Least 30 Hours Per Week	Total Graduates Employed in the Field
2016	N/A*	N/A*	N/A*
2017	0	6	6

Single Position vs. Concurrent Aggregated Position

Calendar Year	Graduates Employed in the Field in a Single Position	Graduates Employed in the Field in Concurrent Aggregated Positions	Total Graduates Employed in the Field
2016	N/A*	N/A*	N/A*
2017	6	0	6



Self-Employed / Freelance Positions

Calendar Year	Graduates Employed who are Self-Employed or Working Freelance	Total Graduates Employed in the Field
2016	N/A*	N/A*
2017	0	6

Institutional Employment

Calendar Year	Graduates Employed in the Field who are Employed by the Institution, an Employer Owned by the Institution, or an Employer who Shares Ownership with the Institution.	Total Graduates Employed in the Field
2016	N/A*	N/A*
2017	0	6

Student's Initials: _____ Date: _____

Initial only after you have had sufficient time to read and understand the information.

Self-Employed / Freelance Positions

This program may result in freelance or self-employment.

- The work available to graduates of this program is usually for freelance or self-employment.
- This type of work may not be consistent.
- The period of employment can range from one day to weeks to several months.
- Hours worked in a day or week may be more or less than the traditional 8 hour work day or 40 hour work week.
- You can expect to spend unpaid time expanding your networks, advertising, promoting your services, or honing your skills.
- Once graduates begin to work freelance or are self-employed, they will be asked to provide documentation that they are employed as such so that they may be counted as placed for our job placement records.
- Students initialing this disclosure understand that either a majority or all of this school's graduates are employed in this manner and understand what comprises this work style.

Student's Initials: _____ Date: _____

Only initial after you have had sufficient time to read and understand the information.



License Examination Passage Rates (includes data for the two calendar years prior to reporting)

Calendar Year	Number of Graduates in Calendar Year	Number of Graduates Taking Exam	Number Who Passed First Available Exam	Number Who Failed First Available Exam	Passage Rate
2016	N/A	N/A	N/A	N/A	N/A
2017	N/A	N/A	N/A	N/A	N/A

No state agency licensure examination is required for the employment of graduates of this program.

Salary and Wage Information (includes data for the two calendar years prior to reporting)

Annual salary and wages reported for graduates employed in the field.

Calendar Year	Graduates Available for Employment	Graduates Employed in Field	\$10,001-\$15,000	\$15,001-\$20,000	\$20,001-\$25,000	\$25,001-\$30,000	\$30,001-\$35,000	\$35,001-\$40,000	\$40,001-\$45,000	\$45,001-\$50,000	\$50,001+	No Salary Information Reported
2016	N/A*	N/A*	N/A*	N/A*	N/A*	N/A*	N/A*	N/A*	N/A*	N/A*	N/A*	N/A*
2017	11	6	0	0	5	1	0	0	0	0	0	0

A list of sources used to substantiate salary disclosures is available from the school. The institution verifies graduate employment and salary information through employer verifications or student attestations. Additionally, a student may obtain salary information by visiting the Bureau of Labor Statistics website at: <https://www.bls.gov/>

Student's Initials: _____ Date: _____

Initial only after you have had sufficient time to read and understand the information.

Cost of Educational Program

Total charges for the program for students completing on-time in 2017: \$19,900. Additional charges may be incurred if the program is not completed on-time.

Student's Initials: _____ Date: _____

Initial only after you have had sufficient time to read and understand the information.



Federal Student Loan Debt

Most recent three year cohort default rate, as reported by the United State Department of Education.¹	The percentage of enrolled students in 2017 receiving federal student loans to pay for this program.	The average amount of federal student loan debt of 2017 graduates who took out federal student loans at this institution.	The percentage of graduates in 2017 with federal student loans as calculated by the institution.
14.3%	74%	\$8,283	90%

¹The percentage of students who defaulted on their federal student loans is called the Cohort Default Rate (CDR). It shows the percentage of this school’s students who were more than 270 days (9 months) behind on their federal student loans within three years of when the first payment was due. This is the most recent CDR reported by the U.S. Department of Education.

Student’s Initials: _____ Date: _____

Initial only after you have had sufficient time to read and understand the information.

This fact sheet is filed with the Bureau for Private Postsecondary Education. Regardless of any information you may have relating to completion rates, placement rates, starting salaries, or license exam passage rates, this fact sheet contains the information as calculated pursuant to state law.

Any questions a student may have regarding this fact sheet that have not been satisfactorily answered by the institution may be directed to the Bureau for Private Postsecondary Education at 2535 Capitol Oaks Drive, Suite 400, Sacramento, CA 95833, www.bppe.ca.gov, toll-free telephone number (888) 370-7589 or by fax (916) 263-1897.

Student Name - Print

Student Signature

Date

School Official

Date



Definitions

- “Number of Students Who Began the Program” means the number of students who began a program who were scheduled to complete the program within 100% of the published program length within the reporting calendar year and excludes all students who cancelled during the cancellation period.
- “Students Available for Graduation” is the number of students who began the program minus the number of students who have died, been incarcerated, or been called to active military duty.
- “Number of On-time Graduates” is the number of students who completed the program within 100% of the published program length within the reporting calendar year.
- “On-time Completion Rate” is the number of on-time graduates divided by the number of students available for graduation.
- “150% Graduates” is the number of students who completed the program within 150% of the program length (includes on-time graduates).
- “150% Completion Rate” is the number of students who completed the program in the reported calendar year within 150% of the published program length, including on-time graduates, divided by the number of students available for graduation.
- “Graduates Available for Employment” means the number of graduates minus the number of graduates unavailable for employment.
- “Graduates Unavailable for Employment” means the graduates who, after graduation, die, become incarcerated, are called to active military duty, are international students that leave the United States or do not have a visa allowing employment in the United States, or are continuing their education in an accredited or bureau-approved postsecondary institution.
- “Graduates Employed in the Field” means graduates who beginning within six months after a student completes the applicable educational program are gainfully employed, whose employment has been reported, and for whom the institution has documented verification of employment. For occupations for which the state requires passing an examination, the six months period begins after the announcement of the examination results for the first examination available after a student completes an applicable educational program.
- “Placement Rate Employed in the Field” is calculated by dividing the number of graduates gainfully employed in the field by the number of graduates available for employment.
- “Number of Graduates Taking Exam” is the number of graduates who took the first available exam in the reported calendar year.
- “First Available Exam Date” is the date for the first available exam after a student completed a program.
- “Passage Rate” is calculated by dividing the number of graduates who passed the exam by the number of graduates who took the reported licensing exam.
- “Number Who Passed First Available Exam” is the number of graduates who took and passed the first available licensing exam after completing the program.
- “Salary” is as reported by graduate or graduate’s employer.
- “No Salary Information Reported” is the number of graduates for whom, after making reasonable attempts, the school was not able to obtain salary information.



STUDENT'S RIGHT TO CANCEL

California Education Code Section 94919 (d), provides that the student has the right to cancel and obtain a refund of charges paid (excluding the registration fee) through attendance at the first class session, or the seventh day after enrollment, whichever is later. In accordance with California Education Code Section 94919(d), the institution's policy is that all new and re-entry students have the right to cancel the enrollment agreement until midnight of the seventh (7) day from the scheduled start date of the first module not including holidays (but does include weekends and in-service days). In accordance with California Education Code Section 94919(b), Students shall notify the school in writing of the cancellation of their enrollment agreement ("Notice of Cancellation"). If the Notice of Cancellation is received by mail, it is effective when deposited in the mail properly addressed with postage prepaid. A student may cancel the enrollment agreement in the event the school cancels the program. All monies paid (with the exception of the registration Fee), will be returned to the student within thirty (30) days after either the school receives the applicant's Notice of Cancellation; or if the school cancels this agreement as described below.

A cancellation determination will be made by the institution for new and re-entry students on or before midnight of the fourteenth (14) consecutive calendar day from the scheduled start date of the first module (for re-entry students, it is the first module in which the student is enrolled upon returning to school), not including school-scheduled holidays and school-scheduled breaks (winter, spring, and summer breaks only) based on the following criteria:

1. Violation of the Student Code of Conduct.
2. Unable to obtain proof of high school graduation or equivalent.
3. Incomplete arrangements to fulfill financial obligations.

All new students whose Last Day of Attendance (LDA) falls on or before midnight of the fourteenth (14) consecutive calendar day from the scheduled start date of the first module, not including school-scheduled breaks (winter, spring, and summer breaks only) and any holidays published in the academic calendar in the catalog, will be assigned the status "Early Withdrawal" (EW). The determination date for "EW" will fall on the 14th absence consecutive calendar day from the student's LDA not including school-scheduled breaks (winter, spring, and summer breaks only) and any school-scheduled holidays, when the "EW" status will be automatically assigned by Electronic Student Database.

Note: Cancellations and Early Withdrawals will result in all charges being reversed with the exception of the registration fee which is non-refundable. The registration fee will be returned to all students who cancel their enrollment within three (3) business days from the date the enrollment agreement was signed at the following locations: Bakersfield, Fresno, Gardena, Riverside and Sacramento. In the event where the school cancels the program, any registration fees paid by the student will be refunded.





**SCHOOL PERFORMANCE FACT SHEET
CALENDAR YEAR 2016 & 2017**

Heating, Ventilation and Air Conditioning – 36 Weeks

On-Time Completion Rates (Graduation Rates)

Includes data for the two calendar years prior to reporting.

Calendar Year	Number of Students Who Began the Program	Students Available for Graduation	Number of On-Time Graduates	On-Time Completion Rate
2016	0	0	0	0
2017	0	0	0	0

Student's Initials: _____ Date: _____

Initial only after you have had sufficient time to read and understand the information.

Students Completing Within 150% of the Published Program Length

Calendar Year	Number of Students Who Began the Program	Students Available for Graduation	150% Graduates	150% Completion Rate
2016	0	0	0	0
2017	0	0	0	0

Student's Initials: _____ Date: _____

Initial only after you have had sufficient time to read and understand the information.



Job Placement Rates (includes data for the two calendar years prior to reporting)

Calendar Year	Number of Students Who Began Program	Number of Graduates	Graduates Available for Employment	Graduates Employed in the Field	Placement Rate % Employed in the Field
2016	0	0	0	0	0
2017	0	0	0	0	0

You may obtain from the institution a list of the employment positions determined to be in the field for which a student received education and training. A copy of such listing is available in the school catalog posted at [http://www.uei.edu/](http://www.uei.edu)

Gainfully Employed Categories (includes data for the two calendar years prior to reporting)

Part-Time vs. Full-Time Employment

Calendar Year	Graduates Employed in the Field 20-29 Hours Per Week	Graduates Employed in the Field at Least 30 Hours Per Week	Total Graduates Employed in the Field
2016	0	0	0
2017	0	0	0

Single Position vs. Concurrent Aggregated Position

Calendar Year	Graduates Employed in the Field in a Single Position	Graduates Employed in the Field in Concurrent Aggregated Positions	Total Graduates Employed in the Field
2016	0	0	0
2017	0	0	0



Self-Employed / Freelance Positions

Calendar Year	Graduates Employed who are Self-Employed or Working Freelance	Total Graduates Employed in the Field
2016	0	0
2017	0	0

Institutional Employment

Calendar Year	Graduates Employed in the Field who are Employed by the Institution, an Employer Owned by the Institution, or an Employer who Shares Ownership with the Institution.	Total Graduates Employed in the Field
2016	0	0
2017	0	0

Student's Initials: _____ Date: _____

Initial only after you have had sufficient time to read and understand the information.

Self-Employed / Freelance Positions

This program may result in freelance or self-employment.

- The work available to graduates of this program is usually for freelance or self-employment.
- This type of work may not be consistent.
- The period of employment can range from one day to weeks to several months.
- Hours worked in a day or week may be more or less than the traditional 8 hour work day or 40 hour work week.
- You can expect to spend unpaid time expanding your networks, advertising, promoting your services, or honing your skills.
- Once graduates begin to work freelance or are self-employed, they will be asked to provide documentation that they are employed as such so that they may be counted as placed for our job placement records.
- Students initialing this disclosure understand that either a majority or all of this school's graduates are employed in this manner and understand what comprises this work style.

Student's Initials: _____ Date: _____

Only initial after you have had sufficient time to read and understand the information.



License Examination Passage Rates (includes data for the two calendar years prior to reporting)

Calendar Year	Number of Graduates in Calendar Year	Number of Graduates Taking Exam	Number Who Passed First Available Exam	Number Who Failed First Available Exam	Passage Rate
2016	N/A	N/A	N/A	N/A	N/A
2017	N/A	N/A	N/A	N/A	N/A

No state agency licensure examination is required for the employment of graduates of this program.

Salary and Wage Information (includes data for the two calendar years prior to reporting)

Annual salary and wages reported for graduates employed in the field.

Calendar Year	Graduates Available for Employment	Graduates Employed in Field	\$10,001-\$15,000	\$15,001-\$20,000	\$20,001-\$25,000	\$25,001-\$30,000	\$30,001-\$35,000	\$35,001-\$40,000	\$40,001-\$45,000	\$45,001-\$50,000	\$50,001+	No Salary Information Reported
2016	N/A	N/A	N/A	N/A	N/A	N/A	N/A	N/A	N/A	N/A	N/A	N/A
2017	N/A	N/A	N/A	N/A	N/A	N/A	N/A	N/A	N/A	N/A	N/A	N/A

A list of sources used to substantiate salary disclosures is available from the school. The institution verifies graduate employment and salary information through employer verifications or student attestations. Additionally, a student may obtain salary information by visiting the Bureau of Labor Statistics website at: <https://www.bls.gov/>

Student's Initials: _____ Date: _____

Initial only after you have had sufficient time to read and understand the information.

Cost of Educational Program

Total charges for the program for students completing on-time in 2017: \$19,900. Additional charges may be incurred if the program is not completed on-time.

Student's Initials: _____ Date: _____

Initial only after you have had sufficient time to read and understand the information.

Federal Student Loan Debt

Most recent three year cohort default rate, as reported by the United State Department of Education. ¹	The percentage of enrolled students in 2017 receiving federal student loans to pay for this program.	The average amount of federal student loan debt of 2017 graduates who took out federal student loans at this institution.	The percentage of graduates in 2017 with federal student loans as calculated by the institution.
14.3%	N/A	\$8,363	95%

¹The percentage of students who defaulted on their federal student loans is called the Cohort Default Rate (CDR). It shows the percentage of this school's students who were more than 270 days (9 months) behind on their federal student loans within three years of when the first payment was due. This is the most recent CDR reported by the U.S. Department of Education.



Student's Initials: _____ Date: _____

Initial only after you have had sufficient time to read and understand the information.

This fact sheet is filed with the Bureau for Private Postsecondary Education. Regardless of any information you may have relating to completion rates, placement rates, starting salaries, or license exam passage rates, this fact sheet contains the information as calculated pursuant to state law.

Any questions a student may have regarding this fact sheet that have not been satisfactorily answered by the institution may be directed to the Bureau for Private Postsecondary Education at 2535 Capitol Oaks Drive, Suite 400, Sacramento, CA 95833, www.bppe.ca.gov, toll-free telephone number (888) 370-7589 or by fax (916) 263-1897.

Student Name - Print

Student Signature

Date

School Official

Date



Definitions

- “Number of Students Who Began the Program” means the number of students who began a program who were scheduled to complete the program within 100% of the published program length within the reporting calendar year and excludes all students who cancelled during the cancellation period.
- “Students Available for Graduation” is the number of students who began the program minus the number of students who have died, been incarcerated, or been called to active military duty.
- “Number of On-time Graduates” is the number of students who completed the program within 100% of the published program length within the reporting calendar year.
- “On-time Completion Rate” is the number of on-time graduates divided by the number of students available for graduation.
- “150% Graduates” is the number of students who completed the program within 150% of the program length (includes on-time graduates).
- “150% Completion Rate” is the number of students who completed the program in the reported calendar year within 150% of the published program length, including on-time graduates, divided by the number of students available for graduation.
- “Graduates Available for Employment” means the number of graduates minus the number of graduates unavailable for employment.
- “Graduates Unavailable for Employment” means the graduates who, after graduation, die, become incarcerated, are called to active military duty, are international students that leave the United States or do not have a visa allowing employment in the United States, or are continuing their education in an accredited or bureau-approved postsecondary institution.
- “Graduates Employed in the Field” means graduates who beginning within six months after a student completes the applicable educational program are gainfully employed, whose employment has been reported, and for whom the institution has documented verification of employment. For occupations for which the state requires passing an examination, the six months period begins after the announcement of the examination results for the first examination available after a student completes an applicable educational program.
- “Placement Rate Employed in the Field” is calculated by dividing the number of graduates gainfully employed in the field by the number of graduates available for employment.
- “Number of Graduates Taking Exam” is the number of graduates who took the first available exam in the reported calendar year.
- “First Available Exam Date” is the date for the first available exam after a student completed a program.
- “Passage Rate” is calculated by dividing the number of graduates who passed the exam by the number of graduates who took the reported licensing exam.



- “Number Who Passed First Available Exam” is the number of graduates who took and passed the first available licensing exam after completing the program.
 - “Salary” is as reported by graduate or graduate’s employer.
 - “No Salary Information Reported” is the number of graduates for whom, after making reasonable attempts, the school was not able to obtain salary information.
-



STUDENT'S RIGHT TO CANCEL

California Education Code Section 94919 (d), provides that the student has the right to cancel and obtain a refund of charges paid (excluding the registration fee) through attendance at the first class session, or the seventh day after enrollment, whichever is later. In accordance with California Education Code Section 94919(d), the institution's policy is that all new and re-entry students have the right to cancel the enrollment agreement until midnight of the seventh (7) day from the scheduled start date of the first module not including holidays (but does include weekends and in-service days).

In accordance with California Education Code Section 94919(b), Students shall notify the school in writing of the cancellation of their enrollment agreement ("Notice of Cancellation"). If the Notice of Cancellation is received by mail, it is effective when deposited in the mail properly addressed with postage prepaid. A student may cancel the enrollment agreement in the event the school cancels the program. All monies paid (with the exception of the registration Fee), will be returned to the student within thirty (30) days after either the school receives the applicant's Notice of Cancellation; or if the school cancels this agreement as described below.

A cancellation determination will be made by the institution for new and re-entry students on or before midnight of the fourteenth (14) consecutive calendar day from the scheduled start date of the first module (for re-entry students, it is the first module in which the student is enrolled upon returning to school), not including school-scheduled holidays and school-scheduled breaks (winter, spring, and summer breaks only) based on the following criteria:

1. Violation of the Student Code of Conduct.
2. Unable to obtain proof of high school graduation or equivalent.
3. Incomplete arrangements to fulfill financial obligations.

All new students whose Last Day of Attendance (LDA) falls on or before midnight of the fourteenth (14) consecutive calendar day from the scheduled start date of the first module, not including school-scheduled breaks (winter, spring, and summer breaks only) and any holidays published in the academic calendar in the catalog, will be assigned the status "Early Withdrawal" (EW). The determination date for "EW" will fall on the 14th absence consecutive calendar day from the student's LDA not including school-scheduled breaks (winter, spring, and summer breaks only) and any school-scheduled holidays, when the "EW" status will be automatically assigned by Electronic Student Database.

Note: Cancellations and Early Withdrawals will result in all charges being reversed with the exception of the registration fee which is non-refundable. The registration fee will be returned to all students who cancel their enrollment within three (3) business days from the date the enrollment agreement was signed at the following locations: Bakersfield, Fresno, Gardena, Riverside and Sacramento. In the event where the school cancels the program, any registration fees paid by the student will be refunded.



**SCHOOL PERFORMANCE FACT SHEET
CALENDAR YEARS 2016 & 2017**

Business Office Administration - 34 Weeks

On-Time Completion Rates (Graduation Rates)

Includes data for the two calendar years prior to reporting.

Calendar Year	Number of Students Who Began the Program	Students Available for Graduation	Number of On-Time Graduates	On-Time Completion Rate
2016	54	54	29	54%
2017	58	58	18	31%

Student's Initials: _____ Date: _____

Initial only after you have had sufficient time to read and understand the information.

Students Completing Within 150% of the Published Program Length

Calendar Year	Number of Students Who Began the Program	Students Available for Graduation	150% Graduates	150% Completion Rate
2016	54	54	35	65%
2017	58	58	36	62%

Student's Initials: _____ Date: _____

Initial only after you have had sufficient time to read and understand the information.



Job Placement Rates (includes data for the two calendar years prior to reporting)

Calendar Year	Number of Students Who Began Program	Number of Graduates	Graduates Available for Employment	Graduates Employed in the Field	Placement Rate % Employed in the Field
2016	54	N/A*	N/A*	N/A*	N/A*
2017	58	40	39	19	49%

Note: * Because of the change in the Bureaus reporting regulations, which became effective on July 14, 2016, this institution was not required to collect the data for its 2016 and prior graduates.

You may obtain from the institution a list of the employment positions determined to be in the field for which a student received education and training. A copy of such listing is available in the school catalog posted at <http://www.uei.edu/>

Gainfully Employed Categories (includes data for the two calendar years prior to reporting)

Part-Time vs. Full-Time Employment

Calendar Year	Graduates Employed in the Field 20-29 Hours Per Week	Graduates Employed in the Field at Least 30 Hours Per Week	Total Graduates Employed in the Field
2016	N/A*	N/A*	N/A*
2017	4	15	19

Single Position vs. Concurrent Aggregated Position

Calendar Year	Graduates Employed in the Field in a Single Position	Graduates Employed in the Field in Concurrent Aggregated Positions	Total Graduates Employed in the Field
2016	N/A*	N/A*	N/A*
2017	19	0	19



Self-Employed / Freelance Positions

Calendar Year	Graduates Employed who are Self-Employed or Working Freelance	Total Graduates Employed in the Field
2016	N/A*	N/A*
2017	0	19

Institutional Employment

Calendar Year	Graduates Employed in the Field who are Employed by the Institution, an Employer Owned by the Institution, or an Employer who Shares Ownership with the Institution.	Total Graduates Employed in the Field
2016	N/A*	N/A*
2017	0	19

Student's Initials: _____ Date: _____

Initial only after you have had sufficient time to read and understand the information.

Self-Employed / Freelance Positions

This program may result in freelance or self-employment.

- The work available to graduates of this program is usually for freelance or self-employment.
- This type of work may not be consistent.
- The period of employment can range from one day to weeks to several months.
- Hours worked in a day or week may be more or less than the traditional 8 hour work day or 40 hour work week.
- You can expect to spend unpaid time expanding your networks, advertising, promoting your services, or honing your skills.
- Once graduates begin to work freelance or are self-employed, they will be asked to provide documentation that they are employed as such so that they may be counted as placed for our job placement records.
- Students initialing this disclosure understand that either a majority or all of this school's graduates are employed in this manner and understand what comprises this work style.

Student's Initials: _____ Date: _____

Only initial after you have had sufficient time to read and understand the information.



License Examination Passage Rates *(includes data for the two calendar years prior to reporting)*

Calendar Year	Number of Graduates in Calendar Year	Number of Graduates Taking Exam	Number Who Passed First Available Exam	Number Who Failed First Available Exam	Passage Rate
2016	N/A	N/A	N/A	N/A	N/A
2017	N/A	N/A	N/A	N/A	N/A

No state agency licensure examination is required for the employment of graduates of this program.

Salary and Wage Information *(includes data for the two calendar years prior to reporting)*

Annual salary and wages reported for graduates employed in the field.

Calendar Year	Graduates Available for Employment	Graduates Employed in Field	\$10,001-\$15,000	\$15,001-\$20,000	\$20,001-\$25,000	\$25,001-\$30,000	\$30,001-\$35,000	\$35,001-\$40,000	\$40,001-\$45,000	\$45,001-\$50,000	\$50,001+	No Salary Information Reported
2016	N/A*	N/A*	N/A*	N/A*	N/A*	N/A*	N/A*	N/A*	N/A*	N/A*	N/A*	N/A*
2017	39	19	0	3	5	8	2	1	0	0	0	0

A list of sources used to substantiate salary disclosures is available from the school. The institution verifies graduate employment and salary information through employer verifications or student attestations. Additionally, a student may obtain salary information by visiting the Bureau of Labor Statistics website at: <https://www.bls.gov/>

Student's Initials: _____ Date: _____

Initial only after you have had sufficient time to read and understand the information.

Cost of Educational Program

Total charges for the program for students completing on-time in 2017: \$19,900. Additional charges may be incurred if the program is not completed on-time.

Student's Initials: _____ Date: _____

Initial only after you have had sufficient time to read and understand the information.



Federal Student Loan Debt

Most recent three year cohort default rate, as reported by the United State Department of Education. ¹	The percentage of enrolled students in 2017 receiving federal student loans to pay for this program.	The average amount of federal student loan debt of 2017 graduates who took out federal student loans at this institution.	The percentage of graduates in 2017 with federal student loans as calculated by the institution.
14.3%	88%	\$8,363	95%

¹The percentage of students who defaulted on their federal student loans is called the Cohort Default Rate (CDR). It shows the percentage of this school's students who were more than 270 days (9 months) behind on their federal student loans within three years of when the first payment was due. This is the most recent CDR reported by the U.S. Department of Education.

Student's Initials: _____ **Date:** _____

Initial only after you have had sufficient time to read and understand the information.

This fact sheet is filed with the Bureau for Private Postsecondary Education. Regardless of any information you may have relating to completion rates, placement rates, starting salaries, or license exam passage rates, this fact sheet contains the information as calculated pursuant to state law.

Any questions a student may have regarding this fact sheet that have not been satisfactorily answered by the institution may be directed to the Bureau for Private Postsecondary Education at 2535 Capitol Oaks Drive, Suite 400, Sacramento, CA 95833, www.bppe.ca.gov, toll-free telephone number (888) 370-7589 or by fax (916) 263-1897.

Student Name - Print

Student Signature

Date

School Official

Date



Definitions

- “Number of Students Who Began the Program” means the number of students who began a program who were scheduled to complete the program within 100% of the published program length within the reporting calendar year and excludes all students who cancelled during the cancellation period.
- “Students Available for Graduation” is the number of students who began the program minus the number of students who have died, been incarcerated, or been called to active military duty.
- “Number of On-time Graduates” is the number of students who completed the program within 100% of the published program length within the reporting calendar year.
- “On-time Completion Rate” is the number of on-time graduates divided by the number of students available for graduation.
- “150% Graduates” is the number of students who completed the program within 150% of the program length (includes on-time graduates).
- “150% Completion Rate” is the number of students who completed the program in the reported calendar year within 150% of the published program length, including on-time graduates, divided by the number of students available for graduation.
- “Graduates Available for Employment” means the number of graduates minus the number of graduates unavailable for employment.
- “Graduates Unavailable for Employment” means the graduates who, after graduation, die, become incarcerated, are called to active military duty, are international students that leave the United States or do not have a visa allowing employment in the United States, or are continuing their education in an accredited or bureau-approved postsecondary institution.
- “Graduates Employed in the Field” means graduates who beginning within six months after a student completes the applicable educational program are gainfully employed, whose employment has been reported, and for whom the institution has documented verification of employment. For occupations for which the state requires passing an examination, the six months period begins after the announcement of the examination results for the first examination available after a student completes an applicable educational program.
- “Placement Rate Employed in the Field” is calculated by dividing the number of graduates gainfully employed in the field by the number of graduates available for employment.
- “Number of Graduates Taking Exam” is the number of graduates who took the first available exam in the reported calendar year.
- “First Available Exam Date” is the date for the first available exam after a student completed a program.
- “Passage Rate” is calculated by dividing the number of graduates who passed the exam by the number of graduates who took the reported licensing exam.
- “Number Who Passed First Available Exam” is the number of graduates who took and passed the first available licensing exam after completing the program.
- “Salary” is as reported by graduate or graduate’s employer.
- “No Salary Information Reported” is the number of graduates for whom, after making reasonable attempts, the school was not able to obtain salary information.



STUDENT'S RIGHT TO CANCEL

California Education Code Section 94919 (d), provides that the student has the right to cancel and obtain a refund of charges paid (excluding the registration fee) through attendance at the first class session, or the seventh day after enrollment, whichever is later. In accordance with California Education Code Section 94919(d), the institution's policy is that all new and re-entry students have the right to cancel the enrollment agreement until midnight of the seventh (7) day from the scheduled start date of the first module not including holidays (but does include weekends and in-service days). In accordance with California Education Code Section 94919(b), Students shall notify the school in writing of the cancellation of their enrollment agreement ("Notice of Cancellation"). If the Notice of Cancellation is received by mail, it is effective when deposited in the mail properly addressed with postage prepaid. A student may cancel the enrollment agreement in the event the school cancels the program. All monies paid (with the exception of the registration Fee), will be returned to the student within thirty (30) days after either the school receives the applicant's Notice of Cancellation; or if the school cancels this agreement as described below.

A cancellation determination will be made by the institution for new and re-entry students on or before midnight of the fourteenth (14) consecutive calendar day from the scheduled start date of the first module (for re-entry students, it is the first module in which the student is enrolled upon returning to school), not including school-scheduled holidays and school-scheduled breaks (winter, spring, and summer breaks only) based on the following criteria:

1. Violation of the Student Code of Conduct.
2. Unable to obtain proof of high school graduation or equivalent.
3. Incomplete arrangements to fulfill financial obligations.

All new students whose Last Day of Attendance (LDA) falls on or before midnight of the fourteenth (14) consecutive calendar day from the scheduled start date of the first module, not including school-scheduled breaks (winter, spring, and summer breaks only) and any holidays published in the academic calendar in the catalog, will be assigned the status "Early Withdrawal" (EW). The determination date for "EW" will fall on the 14th absence consecutive calendar day from the student's LDA not including school-scheduled breaks (winter, spring, and summer breaks only) and any school-scheduled holidays, when the "EW" status will be automatically assigned by Electronic Student Database.

Note: Cancellations and Early Withdrawals will result in all charges being reversed with the exception of the registration fee which is non-refundable. The registration fee will be returned to all students who cancel their enrollment within three (3) business days from the date the enrollment agreement was signed at the following locations: Bakersfield, Fresno, Gardena, Riverside and Sacramento. In the event where the school cancels the program, any registration fees paid by the student will be refunded.





**SCHOOL PERFORMANCE FACT SHEET
CALENDAR YEARS 2016 & 2017**

Criminal Justice - 36 Weeks

On-Time Completion Rates (Graduation Rates)

Includes data for the two calendar years prior to reporting.

Calendar Year	Number of Students Who Began the Program	Students Available for Graduation	Number of On-Time Graduates	On-Time Completion Rate
2016	36	36	15	42%
2017	28	28	3	10%

Student's Initials: _____ Date: _____

Initial only after you have had sufficient time to read and understand the information.

Students Completing Within 150% of the Published Program Length

Calendar Year	Number of Students Who Began the Program	Students Available for Graduation	150% Graduates	150% Completion Rate
2016	36	36	26	72%
2017	28	28	20	71%

Student's Initials: _____ Date: _____

Initial only after you have had sufficient time to read and understand the information.



Job Placement Rates (includes data for the two calendar years prior to reporting)

Calendar Year	Number of Students Who Began Program	Number of Graduates	Graduates Available for Employment	Graduates Employed in the Field	Placement Rate % Employed in the Field
2016	36	N/A*	N/A*	N/A*	N/A*
2017	28	20	20	15	75%

Note: * Because of the change in the Bureaus reporting regulations, which became effective on July 14, 2016, this institution was not required to collect the data for its 2016 and prior graduates.

You may obtain from the institution a list of the employment positions determined to be in the field for which a student received education and training. A copy of such listing is available in the school catalog posted at <http://www.uei.edu/>

Gainfully Employed Categories (includes data for the two calendar years prior to reporting)

Part-Time vs. Full-Time Employment

Calendar Year	Graduates Employed in the Field 20-29 Hours Per Week	Graduates Employed in the Field at Least 30 Hours Per Week	Total Graduates Employed in the Field
2016	N/A*	N/A*	N/A*
2017	4	11	15

Single Position vs. Concurrent Aggregated Position

Calendar Year	Graduates Employed in the Field in a Single Position	Graduates Employed in the Field in Concurrent Aggregated Positions	Total Graduates Employed in the Field
2016	N/A*	N/A*	N/A*
2017	15	0	15



Self-Employed / Freelance Positions

Calendar Year	Graduates Employed who are Self-Employed or Working Freelance	Total Graduates Employed in the Field
2016	N/A*	N/A*
2017	0	15

Institutional Employment

Calendar Year	Graduates Employed in the Field who are Employed by the Institution, an Employer Owned by the Institution, or an Employer who Shares Ownership with the Institution.	Total Graduates Employed in the Field
2016	N/A*	N/A*
2017	0	15

Student's Initials: _____ Date: _____

Initial only after you have had sufficient time to read and understand the information.

Self-Employed / Freelance Positions

This program may result in freelance or self-employment.

- The work available to graduates of this program is usually for freelance or self-employment.
- This type of work may not be consistent.
- The period of employment can range from one day to weeks to several months.
- Hours worked in a day or week may be more or less than the traditional 8 hour work day or 40 hour work week.
- You can expect to spend unpaid time expanding your networks, advertising, promoting your services, or honing your skills.
- Once graduates begin to work freelance or are self-employed, they will be asked to provide documentation that they are employed as such so that they may be counted as placed for our job placement records.
- Students initialing this disclosure understand that either a majority or all of this school's graduates are employed in this manner and understand what comprises this work style.

Student's Initials: _____ Date: _____

Only initial after you have had sufficient time to read and understand the information.



License Examination Passage Rates *(includes data for the two calendar years prior to reporting)*

Calendar Year	Number of Graduates in Calendar Year	Number of Graduates Taking Exam	Number Who Passed First Available Exam	Number Who Failed First Available Exam	Passage Rate
2016	N/A	N/A	N/A	N/A	N/A
2017	N/A	N/A	N/A	N/A	N/A

No state agency licensure examination is required for the employment of graduates of this program.

Salary and Wage Information *(includes data for the two calendar years prior to reporting)*

Annual salary and wages reported for graduates employed in the field.

Calendar Year	Graduates Available for Employment	Graduates Employed in Field	\$10,001-\$15,000	\$15,001-\$20,000	\$20,001-\$25,000	\$25,001-\$30,000	\$30,001-\$35,000	\$35,001-\$40,000	\$40,001-\$45,000	\$45,001-\$50,000	\$50,001+	No Salary Information Reported
2016	N/A*	N/A*	N/A*	N/A*	N/A*	N/A*	N/A*	N/A*	N/A*	N/A*	N/A*	N/A*
2017	20	15	2	2	3	7	1	0	0	0	0	0

A list of sources used to substantiate salary disclosures is available from the school. The institution verifies graduate employment and salary information through employer verifications or student attestations. Additionally, a student may obtain salary information by visiting the Bureau of Labor Statistics website at: <https://www.bls.gov/>

Student's Initials: _____ Date: _____

Initial only after you have had sufficient time to read and understand the information.

Cost of Educational Program

Total charges for the program for students completing on-time in 2017: \$19,900. Additional charges may be incurred if the program is not completed on-time.

Student's Initials: _____ Date: _____

Initial only after you have had sufficient time to read and understand the information.



Federal Student Loan Debt

Most recent three year cohort default rate, as reported by the United State Department of Education. ¹	The percentage of enrolled students in 2017 receiving federal student loans to pay for this program.	The average amount of federal student loan debt of 2017 graduates who took out federal student loans at this institution.	The percentage of graduates in 2017 with federal student loans as calculated by the institution.
14.3%	93%	\$8,363	95%

¹The percentage of students who defaulted on their federal student loans is called the Cohort Default Rate (CDR). It shows the percentage of this school's students who were more than 270 days (9 months) behind on their federal student loans within three years of when the first payment was due. This is the most recent CDR reported by the U.S. Department of Education.

Student's Initials: _____ **Date:** _____

Initial only after you have had sufficient time to read and understand the information.

This fact sheet is filed with the Bureau for Private Postsecondary Education. Regardless of any information you may have relating to completion rates, placement rates, starting salaries, or license exam passage rates, this fact sheet contains the information as calculated pursuant to state law.

Any questions a student may have regarding this fact sheet that have not been satisfactorily answered by the institution may be directed to the Bureau for Private Postsecondary Education at 2535 Capitol Oaks Drive, Suite 400, Sacramento, CA 95833, www.bppe.ca.gov, toll-free telephone number (888) 370-7589 or by fax (916) 263-1897.

Student Name - Print

Student Signature

Date

School Official

Date



Definitions

- “Number of Students Who Began the Program” means the number of students who began a program who were scheduled to complete the program within 100% of the published program length within the reporting calendar year and excludes all students who cancelled during the cancellation period.
- “Students Available for Graduation” is the number of students who began the program minus the number of students who have died, been incarcerated, or been called to active military duty.
- “Number of On-time Graduates” is the number of students who completed the program within 100% of the published program length within the reporting calendar year.
- “On-time Completion Rate” is the number of on-time graduates divided by the number of students available for graduation.
- “150% Graduates” is the number of students who completed the program within 150% of the program length (includes on-time graduates).
- “150% Completion Rate” is the number of students who completed the program in the reported calendar year within 150% of the published program length, including on-time graduates, divided by the number of students available for graduation.
- “Graduates Available for Employment” means the number of graduates minus the number of graduates unavailable for employment.
- “Graduates Unavailable for Employment” means the graduates who, after graduation, die, become incarcerated, are called to active military duty, are international students that leave the United States or do not have a visa allowing employment in the United States, or are continuing their education in an accredited or bureau-approved postsecondary institution.
- “Graduates Employed in the Field” means graduates who beginning within six months after a student completes the applicable educational program are gainfully employed, whose employment has been reported, and for whom the institution has documented verification of employment. For occupations for which the state requires passing an examination, the six months period begins after the announcement of the examination results for the first examination available after a student completes an applicable educational program.
- “Placement Rate Employed in the Field” is calculated by dividing the number of graduates gainfully employed in the field by the number of graduates available for employment.
- “Number of Graduates Taking Exam” is the number of graduates who took the first available exam in the reported calendar year.
- “First Available Exam Date” is the date for the first available exam after a student completed a program.
- “Passage Rate” is calculated by dividing the number of graduates who passed the exam by the number of graduates who took the reported licensing exam.
- “Number Who Passed First Available Exam” is the number of graduates who took and passed the first available licensing exam after completing the program.
- “Salary” is as reported by graduate or graduate’s employer.
- “No Salary Information Reported” is the number of graduates for whom, after making reasonable attempts, the school was not able to obtain salary information.



STUDENT'S RIGHT TO CANCEL

California Education Code Section 94919 (d), provides that the student has the right to cancel and obtain a refund of charges paid (excluding the registration fee) through attendance at the first class session, or the seventh day after enrollment, whichever is later. In accordance with California Education Code Section 94919(d), the institution's policy is that all new and re-entry students have the right to cancel the enrollment agreement until midnight of the seventh (7) day from the scheduled start date of the first module not including holidays (but does include weekends and in-service days). In accordance with California Education Code Section 94919(b), Students shall notify the school in writing of the cancellation of their enrollment agreement ("Notice of Cancellation"). If the Notice of Cancellation is received by mail, it is effective when deposited in the mail properly addressed with postage prepaid. A student may cancel the enrollment agreement in the event the school cancels the program. All monies paid (with the exception of the registration Fee), will be returned to the student within thirty (30) days after either the school receives the applicant's Notice of Cancellation; or if the school cancels this agreement as described below.

A cancellation determination will be made by the institution for new and re-entry students on or before midnight of the fourteenth (14) consecutive calendar day from the scheduled start date of the first module (for re-entry students, it is the first module in which the student is enrolled upon returning to school), not including school-scheduled holidays and school-scheduled breaks (winter, spring, and summer breaks only) based on the following criteria:

1. Violation of the Student Code of Conduct.
2. Unable to obtain proof of high school graduation or equivalent.
3. Incomplete arrangements to fulfill financial obligations.

All new students whose Last Day of Attendance (LDA) falls on or before midnight of the fourteenth (14) consecutive calendar day from the scheduled start date of the first module, not including school-scheduled breaks (winter, spring, and summer breaks only) and any holidays published in the academic calendar in the catalog, will be assigned the status "Early Withdrawal" (EW). The determination date for "EW" will fall on the 14th absence consecutive calendar day from the student's LDA not including school-scheduled breaks (winter, spring, and summer breaks only) and any school-scheduled holidays, when the "EW" status will be automatically assigned by Electronic Student Database.

Note: Cancellations and Early Withdrawals will result in all charges being reversed with the exception of the registration fee which is non-refundable. The registration fee will be returned to all students who cancel their enrollment within three (3) business days from the date the enrollment agreement was signed at the following locations: Bakersfield, Fresno, Gardena, Riverside and Sacramento. In the event where the school cancels the program, any registration fees paid by the student will be refunded.





**SCHOOL PERFORMANCE FACT SHEET
CALENDAR YEARS 2016 & 2017**

Computer Systems Technician - 34 Weeks

On-Time Completion Rates (Graduation Rates)

Includes data for the two calendar years prior to reporting.

Calendar Year	Number of Students Who Began the Program	Students Available for Graduation	Number of On-Time Graduates	On-Time Completion Rate
2016	43	43	16	37%
2017	54	54	25	46%

Student's Initials: _____ Date: _____

Initial only after you have had sufficient time to read and understand the information.

Students Completing Within 150% of the Published Program Length

Calendar Year	Number of Students Who Began the Program	Students Available for Graduation	150% Graduates	150% Completion Rate
2016	43	43	32	74%
2017	54	54	41	75%

Student's Initials: _____ Date: _____

Initial only after you have had sufficient time to read and understand the information.



Job Placement Rates (includes data for the two calendar years prior to reporting)

Calendar Year	Number of Students Who Began Program	Number of Graduates	Graduates Available for Employment	Graduates Employed in the Field	Placement Rate % Employed in the Field
2016	43	N/A*	N/A*	N/A*	N/A*
2017	54	43	42	30	71%

Note: * Because of the change in the Bureaus reporting regulations, which became effective on July 14, 2016, this institution was not required to collect the data for its 2016 and prior graduates.

You may obtain from the institution a list of the employment positions determined to be in the field for which a student received education and training. A copy of such listing is available in the school catalog posted at <http://www.uei.edu/>

Gainfully Employed Categories (includes data for the two calendar years prior to reporting)

Part-Time vs. Full-Time Employment

Calendar Year	Graduates Employed in the Field 20-29 Hours Per Week	Graduates Employed in the Field at Least 30 Hours Per Week	Total Graduates Employed in the Field
2016	N/A*	N/A*	N/A*
2017	11	19	30

Single Position vs. Concurrent Aggregated Position

Calendar Year	Graduates Employed in the Field in a Single Position	Graduates Employed in the Field in Concurrent Aggregated Positions	Total Graduates Employed in the Field
2016	N/A*	N/A*	N/A*
2017	30	0	30



Self-Employed / Freelance Positions

Calendar Year	Graduates Employed who are Self-Employed or Working Freelance	Total Graduates Employed in the Field
2016	N/A*	N/A*
2017	0	30

Institutional Employment

Calendar Year	Graduates Employed in the Field who are Employed by the Institution, an Employer Owned by the Institution, or an Employer who Shares Ownership with the Institution.	Total Graduates Employed in the Field
2016	N/A*	N/A*
2017	0	30

Student's Initials: _____ Date: _____

Initial only after you have had sufficient time to read and understand the information.

Self-Employed / Freelance Positions

This program may result in freelance or self-employment.

- The work available to graduates of this program is usually for freelance or self-employment.
- This type of work may not be consistent.
- The period of employment can range from one day to weeks to several months.
- Hours worked in a day or week may be more or less than the traditional 8 hour work day or 40 hour work week.
- You can expect to spend unpaid time expanding your networks, advertising, promoting your services, or honing your skills.
- Once graduates begin to work freelance or are self-employed, they will be asked to provide documentation that they are employed as such so that they may be counted as placed for our job placement records.
- Students initialing this disclosure understand that either a majority or all of this school's graduates are employed in this manner and understand what comprises this work style.

Student's Initials: _____ Date: _____

Only initial after you have had sufficient time to read and understand the information.



License Examination Passage Rates (includes data for the two calendar years prior to reporting)

Calendar Year	Number of Graduates in Calendar Year	Number of Graduates Taking Exam	Number Who Passed First Available Exam	Number Who Failed First Available Exam	Passage Rate
2016	N/A	N/A	N/A	N/A	N/A
2017	N/A	N/A	N/A	N/A	N/A

No state agency licensure examination is required for the employment of graduates of this program.

Salary and Wage Information (includes data for the two calendar years prior to reporting)

Annual salary and wages reported for graduates employed in the field.

Calendar Year	Graduates Available for Employment	Graduates Employed in Field	\$10,001-\$15,000	\$15,001-\$20,000	\$20,001-\$25,000	\$25,001-\$30,000	\$30,001-\$35,000	\$35,001-\$40,000	\$40,001-\$45,000	\$45,001-\$50,000	\$50,001+	No Salary Information Reported
2016	N/A*	N/A*	N/A*	N/A*	N/A*	N/A*	N/A*	N/A*	N/A*	N/A*	N/A*	N/A*
2017	42	30	6	5	4	11	0	2	2	0	0	0

A list of sources used to substantiate salary disclosures is available from the school. The institution verifies graduate employment and salary information through employer verifications or student attestations. Additionally, a student may obtain salary information by visiting the Bureau of Labor Statistics website at: <https://www.bls.gov/>

Student's Initials: _____ Date: _____

Initial only after you have had sufficient time to read and understand the information.

Cost of Educational Program

Total charges for the program for students completing on-time in 2017: \$19,900. Additional charges may be incurred if the program is not completed on-time.

Student's Initials: _____ Date: _____

Initial only after you have had sufficient time to read and understand the information.



Federal Student Loan Debt

Most recent three year cohort default rate, as reported by the United State Department of Education. ¹	The percentage of enrolled students in 2017 receiving federal student loans to pay for this program.	The average amount of federal student loan debt of 2017 graduates who took out federal student loans at this institution.	The percentage of graduates in 2017 with federal student loans as calculated by the institution.
14.3%	93%	\$8,363	95%

¹The percentage of students who defaulted on their federal student loans is called the Cohort Default Rate (CDR). It shows the percentage of this school's students who were more than 270 days (9 months) behind on their federal student loans within three years of when the first payment was due. This is the most recent CDR reported by the U.S. Department of Education.

Student's Initials: _____ **Date:** _____

Initial only after you have had sufficient time to read and understand the information.

This fact sheet is filed with the Bureau for Private Postsecondary Education. Regardless of any information you may have relating to completion rates, placement rates, starting salaries, or license exam passage rates, this fact sheet contains the information as calculated pursuant to state law.

Any questions a student may have regarding this fact sheet that have not been satisfactorily answered by the institution may be directed to the Bureau for Private Postsecondary Education at 2535 Capitol Oaks Drive, Suite 400, Sacramento, CA 95833, www.bppe.ca.gov, toll-free telephone number (888) 370-7589 or by fax (916) 263-1897.

Student Name - Print

Student Signature

Date

School Official

Date



Definitions

- “Number of Students Who Began the Program” means the number of students who began a program who were scheduled to complete the program within 100% of the published program length within the reporting calendar year and excludes all students who cancelled during the cancellation period.
- “Students Available for Graduation” is the number of students who began the program minus the number of students who have died, been incarcerated, or been called to active military duty.
- “Number of On-time Graduates” is the number of students who completed the program within 100% of the published program length within the reporting calendar year.
- “On-time Completion Rate” is the number of on-time graduates divided by the number of students available for graduation.
- “150% Graduates” is the number of students who completed the program within 150% of the program length (includes on-time graduates).
- “150% Completion Rate” is the number of students who completed the program in the reported calendar year within 150% of the published program length, including on-time graduates, divided by the number of students available for graduation.
- “Graduates Available for Employment” means the number of graduates minus the number of graduates unavailable for employment.
- “Graduates Unavailable for Employment” means the graduates who, after graduation, die, become incarcerated, are called to active military duty, are international students that leave the United States or do not have a visa allowing employment in the United States, or are continuing their education in an accredited or bureau-approved postsecondary institution.
- “Graduates Employed in the Field” means graduates who beginning within six months after a student completes the applicable educational program are gainfully employed, whose employment has been reported, and for whom the institution has documented verification of employment. For occupations for which the state requires passing an examination, the six months period begins after the announcement of the examination results for the first examination available after a student completes an applicable educational program.
- “Placement Rate Employed in the Field” is calculated by dividing the number of graduates gainfully employed in the field by the number of graduates available for employment.
- “Number of Graduates Taking Exam” is the number of graduates who took the first available exam in the reported calendar year.
- “First Available Exam Date” is the date for the first available exam after a student completed a program.
- “Passage Rate” is calculated by dividing the number of graduates who passed the exam by the number of graduates who took the reported licensing exam.
- “Number Who Passed First Available Exam” is the number of graduates who took and passed the first available licensing exam after completing the program.
- “Salary” is as reported by graduate or graduate’s employer.
- “No Salary Information Reported” is the number of graduates for whom, after making reasonable attempts, the school was not able to obtain salary information.



STUDENT'S RIGHT TO CANCEL

California Education Code Section 94919 (d), provides that the student has the right to cancel and obtain a refund of charges paid (excluding the registration fee) through attendance at the first class session, or the seventh day after enrollment, whichever is later. In accordance with California Education Code Section 94919(d), the institution's policy is that all new and re-entry students have the right to cancel the enrollment agreement until midnight of the seventh (7) day from the scheduled start date of the first module not including holidays (but does include weekends and in-service days). In accordance with California Education Code Section 94919(b), Students shall notify the school in writing of the cancellation of their enrollment agreement ("Notice of Cancellation"). If the Notice of Cancellation is received by mail, it is effective when deposited in the mail properly addressed with postage prepaid. A student may cancel the enrollment agreement in the event the school cancels the program. All monies paid (with the exception of the registration Fee), will be returned to the student within thirty (30) days after either the school receives the applicant's Notice of Cancellation; or if the school cancels this agreement as described below.

A cancellation determination will be made by the institution for new and re-entry students on or before midnight of the fourteenth (14) consecutive calendar day from the scheduled start date of the first module (for re-entry students, it is the first module in which the student is enrolled upon returning to school), not including school-scheduled holidays and school-scheduled breaks (winter, spring, and summer breaks only) based on the following criteria:

1. Violation of the Student Code of Conduct.
2. Unable to obtain proof of high school graduation or equivalent.
3. Incomplete arrangements to fulfill financial obligations.

All new students whose Last Day of Attendance (LDA) falls on or before midnight of the fourteenth (14) consecutive calendar day from the scheduled start date of the first module, not including school-scheduled breaks (winter, spring, and summer breaks only) and any holidays published in the academic calendar in the catalog, will be assigned the status "Early Withdrawal" (EW). The determination date for "EW" will fall on the 14th absence consecutive calendar day from the student's LDA not including school-scheduled breaks (winter, spring, and summer breaks only) and any school-scheduled holidays, when the "EW" status will be automatically assigned by Electronic Student Database.

Note: Cancellations and Early Withdrawals will result in all charges being reversed with the exception of the registration fee which is non-refundable. The registration fee will be returned to all students who cancel their enrollment within three (3) business days from the date the enrollment agreement was signed at the following locations: Bakersfield, Fresno, Gardena, Riverside and Sacramento. In the event where the school cancels the program, any registration fees paid by the student will be refunded.





SCHOOL PERFORMANCE FACT SHEET
CALENDAR YEARS 2016 & 2017

Dental Assistant - 34 Weeks

On-Time Completion Rates (Graduation Rates)

Includes data for the two calendar years prior to reporting.

Calendar Year	Number of Students Who Began the Program	Students Available for Graduation	Number of On-Time Graduates	On-Time Completion Rate
2016	111	111	23	21%
2017	104	102	26	25%

Student's Initials: _____ Date: _____

Initial only after you have had sufficient time to read and understand the information.

Students Completing Within 150% of the Published Program Length

Calendar Year	Number of Students Who Began the Program	Students Available for Graduation	150% Graduates	150% Completion Rate
2016	111	111	83	75%
2017	104	102	67	65%

Student's Initials: _____ Date: _____

Initial only after you have had sufficient time to read and understand the information.



Job Placement Rates (includes data for the two calendar years prior to reporting)

Calendar Year	Number of Students Who Began Program	Number of Graduates	Graduates Available for Employment	Graduates Employed in the Field	Placement Rate % Employed in the Field
2016	111	N/A*	N/A*	N/A*	N/A*
2017	104	72	72	54	75%

Note: * Because of the change in the Bureaus reporting regulations, which became effective on July 14, 2016, this institution was not required to collect the data for its 2016 and prior graduates.

You may obtain from the institution a list of the employment positions determined to be in the field for which a student received education and training. A copy of such listing is available in the school catalog posted at <http://www.uei.edu/>

Gainfully Employed Categories (includes data for the two calendar years prior to reporting)

Part-Time vs. Full-Time Employment

Calendar Year	Graduates Employed in the Field 20-29 Hours Per Week	Graduates Employed in the Field at Least 30 Hours Per Week	Total Graduates Employed in the Field
2016	N/A*	N/A*	N/A*
2017	22	32	54

Single Position vs. Concurrent Aggregated Position

Calendar Year	Graduates Employed in the Field in a Single Position	Graduates Employed in the Field in Concurrent Aggregated Positions	Total Graduates Employed in the Field
2016	N/A*	N/A*	N/A*
2017	54	0	54



Self-Employed / Freelance Positions

Calendar Year	Graduates Employed who are Self-Employed or Working Freelance	Total Graduates Employed in the Field
2016	N/A*	N/A*
2017	0	54

Institutional Employment

Calendar Year	Graduates Employed in the Field who are Employed by the Institution, an Employer Owned by the Institution, or an Employer who Shares Ownership with the Institution.	Total Graduates Employed in the Field
2016	N/A*	N/A*
2017	0	54

Student's Initials: _____ Date: _____

Initial only after you have had sufficient time to read and understand the information.

Self-Employed / Freelance Positions

This program may result in freelance or self-employment.

- The work available to graduates of this program is usually for freelance or self-employment.
- This type of work may not be consistent.
- The period of employment can range from one day to weeks to several months.
- Hours worked in a day or week may be more or less than the traditional 8 hour work day or 40 hour work week.
- You can expect to spend unpaid time expanding your networks, advertising, promoting your services, or honing your skills.
- Once graduates begin to work freelance or are self-employed, they will be asked to provide documentation that they are employed as such so that they may be counted as placed for our job placement records.
- Students initialing this disclosure understand that either a majority or all of this school's graduates are employed in this manner and understand what comprises this work style.

Student's Initials: _____ Date: _____

Only initial after you have had sufficient time to read and understand the information.



License Examination Passage Rates (includes data for the two calendar years prior to reporting)

Calendar Year	Number of Graduates in Calendar Year	Number of Graduates Taking Exam	Number Who Passed First Available Exam	Number Who Failed First Available Exam	Passage Rate
2016	N/A	N/A	N/A	N/A	N/A
2017	N/A	N/A	N/A	N/A	N/A

No state agency licensure examination is required for the employment of graduates of this program.

Salary and Wage Information (includes data for the two calendar years prior to reporting)

Annual salary and wages reported for graduates employed in the field.

Calendar Year	Graduates Available for Employment	Graduates Employed in Field	\$10,001-\$15,000	\$15,001-\$20,000	\$20,001-\$25,000	\$25,001-\$30,000	\$30,001-\$35,000	\$35,001-\$40,000	\$40,001-\$45,000	\$45,001-\$50,000	\$50,001+	No Salary Information Reported
2016	N/A*	N/A*	N/A*	N/A*	N/A*	N/A*	N/A*	N/A*	N/A*	N/A*	N/A*	N/A*
2017	72	54	5	16	14	18	0	0	0	0	0	1

A list of sources used to substantiate salary disclosures is available from the school. The institution verifies graduate employment and salary information through employer verifications or student attestations. Additionally, a student may obtain salary information by visiting the Bureau of Labor Statistics website at: <https://www.bls.gov>

Student's Initials: _____ Date: _____

Initial only after you have had sufficient time to read and understand the information.

Cost of Educational Program

Total charges for the program for students completing on-time in 2017: \$19,900. Additional charges may be incurred if the program is not completed on-time.

Student's Initials: _____ Date: _____

Initial only after you have had sufficient time to read and understand the information.



Federal Student Loan Debt

Most recent three year cohort default rate, as reported by the United State Department of Education. ¹	The percentage of enrolled students in 2017 receiving federal student loans to pay for this program.	The average amount of federal student loan debt of 2017 graduates who took out federal student loans at this institution.	The percentage of graduates in 2017 with federal student loans as calculated by the institution.
14.3%	93%	\$8,363	95%

¹The percentage of students who defaulted on their federal student loans is called the Cohort Default Rate (CDR). It shows the percentage of this school's students who were more than 270 days (9 months) behind on their federal student loans within three years of when the first payment was due. This is the most recent CDR reported by the U.S. Department of Education.

Student's Initials: _____ **Date:** _____

Initial only after you have had sufficient time to read and understand the information.

This fact sheet is filed with the Bureau for Private Postsecondary Education. Regardless of any information you may have relating to completion rates, placement rates, starting salaries, or license exam passage rates, this fact sheet contains the information as calculated pursuant to state law.

Any questions a student may have regarding this fact sheet that have not been satisfactorily answered by the institution may be directed to the Bureau for Private Postsecondary Education at 2535 Capitol Oaks Drive, Suite 400, Sacramento, CA 95833, www.bppe.ca.gov, toll-free telephone number (888) 370-7589 or by fax (916) 263-1897.

Student Name - Print

Student Signature

Date

School Official

Date



Definitions

- “Number of Students Who Began the Program” means the number of students who began a program who were scheduled to complete the program within 100% of the published program length within the reporting calendar year and excludes all students who cancelled during the cancellation period.
- “Students Available for Graduation” is the number of students who began the program minus the number of students who have died, been incarcerated, or been called to active military duty.
- “Number of On-time Graduates” is the number of students who completed the program within 100% of the published program length within the reporting calendar year.
- “On-time Completion Rate” is the number of on-time graduates divided by the number of students available for graduation.
- “150% Graduates” is the number of students who completed the program within 150% of the program length (includes on-time graduates).
- “150% Completion Rate” is the number of students who completed the program in the reported calendar year within 150% of the published program length, including on-time graduates, divided by the number of students available for graduation.
- “Graduates Available for Employment” means the number of graduates minus the number of graduates unavailable for employment.
- “Graduates Unavailable for Employment” means the graduates who, after graduation, die, become incarcerated, are called to active military duty, are international students that leave the United States or do not have a visa allowing employment in the United States, or are continuing their education in an accredited or bureau-approved postsecondary institution.
- “Graduates Employed in the Field” means graduates who beginning within six months after a student completes the applicable educational program are gainfully employed, whose employment has been reported, and for whom the institution has documented verification of employment. For occupations for which the state requires passing an examination, the six months period begins after the announcement of the examination results for the first examination available after a student completes an applicable educational program.
- “Placement Rate Employed in the Field” is calculated by dividing the number of graduates gainfully employed in the field by the number of graduates available for employment.
- “Number of Graduates Taking Exam” is the number of graduates who took the first available exam in the reported calendar year.
- “First Available Exam Date” is the date for the first available exam after a student completed a program.
- “Passage Rate” is calculated by dividing the number of graduates who passed the exam by the number of graduates who took the reported licensing exam.
- “Number Who Passed First Available Exam” is the number of graduates who took and passed the first available licensing exam after completing the program.
- “Salary” is as reported by graduate or graduate’s employer.
- “No Salary Information Reported” is the number of graduates for whom, after making reasonable attempts, the school was not able to obtain salary information.



STUDENT'S RIGHT TO CANCEL

California Education Code Section 94919 (d), provides that the student has the right to cancel and obtain a refund of charges paid (excluding the registration fee) through attendance at the first class session, or the seventh day after enrollment, whichever is later. In accordance with California Education Code Section 94919(d), the institution's policy is that all new and re-entry students have the right to cancel the enrollment agreement until midnight of the seventh (7) day from the scheduled start date of the first module not including holidays (but does include weekends and in-service days). In accordance with California Education Code Section 94919(b), Students shall notify the school in writing of the cancellation of their enrollment agreement ("Notice of Cancellation"). If the Notice of Cancellation is received by mail, it is effective when deposited in the mail properly addressed with postage prepaid. A student may cancel the enrollment agreement in the event the school cancels the program. All monies paid (with the exception of the registration Fee), will be returned to the student within thirty (30) days after either the school receives the applicant's Notice of Cancellation; or if the school cancels this agreement as described below.

A cancellation determination will be made by the institution for new and re-entry students on or before midnight of the fourteenth (14) consecutive calendar day from the scheduled start date of the first module (for re-entry students, it is the first module in which the student is enrolled upon returning to school), not including school-scheduled holidays and school-scheduled breaks (winter, spring, and summer breaks only) based on the following criteria:

1. Violation of the Student Code of Conduct.
2. Unable to obtain proof of high school graduation or equivalent.
3. Incomplete arrangements to fulfill financial obligations.

All new students whose Last Day of Attendance (LDA) falls on or before midnight of the fourteenth (14) consecutive calendar day from the scheduled start date of the first module, not including school-scheduled breaks (winter, spring, and summer breaks only) and any holidays published in the academic calendar in the catalog, will be assigned the status "Early Withdrawal" (EW). The determination date for "EW" will fall on the 14th absence consecutive calendar day from the student's LDA not including school-scheduled breaks (winter, spring, and summer breaks only) and any school-scheduled holidays, when the "EW" status will be automatically assigned by Electronic Student Database.

Note: Cancellations and Early Withdrawals will result in all charges being reversed with the exception of the registration fee which is non-refundable. The registration fee will be returned to all students who cancel their enrollment within three (3) business days from the date the enrollment agreement was signed at the following locations: Bakersfield, Fresno, Gardena, Riverside and Sacramento. In the event where the school cancels the program, any registration fees paid by the student will be refunded.





SCHOOL PERFORMANCE FACT SHEET
CALENDAR YEARS 2016 & 2017

Medical Assistant - 34 Weeks

On-Time Completion Rates (Graduation Rates)

Includes data for the two calendar years prior to reporting.

Calendar Year	Number of Students Who Began the Program	Students Available for Graduation	Number of On-Time Graduates	On-Time Completion Rate
2016	239	239	81	34%
2017	200	200	45	22%

Student's Initials: _____ Date: _____

Initial only after you have had sufficient time to read and understand the information.

Students Completing Within 150% of the Published Program Length

Calendar Year	Number of Students Who Began the Program	Students Available for Graduation	150% Graduates	150% Completion Rate
2016	239	239	181	76%
2017	200	200	149	74%

Student's Initials: _____ Date: _____

Initial only after you have had sufficient time to read and understand the information.



Job Placement Rates (includes data for the two calendar years prior to reporting)

Calendar Year	Number of Students Who Began Program	Number of Graduates	Graduates Available for Employment	Graduates Employed in the Field	Placement Rate % Employed in the Field
2016	239	N/A*	N/A*	N/A*	N/A*
2017	200	157	155	106	68%

Note: * Because of the change in the Bureaus reporting regulations, which became effective on July 14, 2016, this institution was not required to collect the data for its 2016 and prior graduates.

You may obtain from the institution a list of the employment positions determined to be in the field for which a student received education and training. A copy of such listing is available in the school catalog posted at <http://www.uei.edu/>

Gainfully Employed Categories (includes data for the two calendar years prior to reporting)

Part-Time vs. Full-Time Employment

Calendar Year	Graduates Employed in the Field 20-29 Hours Per Week	Graduates Employed in the Field at Least 30 Hours Per Week	Total Graduates Employed in the Field
2016	N/A*	N/A*	N/A*
2017	27	79	106

Single Position vs. Concurrent Aggregated Position

Calendar Year	Graduates Employed in the Field in a Single Position	Graduates Employed in the Field in Concurrent Aggregated Positions	Total Graduates Employed in the Field
2016	N/A*	N/A*	N/A*
2017	106	0	106



Self-Employed / Freelance Positions

Calendar Year	Graduates Employed who are Self-Employed or Working Freelance	Total Graduates Employed in the Field
2016	N/A*	N/A*
2017	0	106

Institutional Employment

Calendar Year	Graduates Employed in the Field who are Employed by the Institution, an Employer Owned by the Institution, or an Employer who Shares Ownership with the Institution.	Total Graduates Employed in the Field
2016	N/A*	N/A*
2017	0	106

Student's Initials: _____ Date: _____

Initial only after you have had sufficient time to read and understand the information.

Self-Employed / Freelance Positions

This program may result in freelance or self-employment.

- The work available to graduates of this program is usually for freelance or self-employment.
- This type of work may not be consistent.
- The period of employment can range from one day to weeks to several months.
- Hours worked in a day or week may be more or less than the traditional 8 hour work day or 40 hour work week.
- You can expect to spend unpaid time expanding your networks, advertising, promoting your services, or honing your skills.
- Once graduates begin to work freelance or are self-employed, they will be asked to provide documentation that they are employed as such so that they may be counted as placed for our job placement records.
- Students initialing this disclosure understand that either a majority or all of this school's graduates are employed in this manner and understand what comprises this work style.

Student's Initials: _____ Date: _____

Only initial after you have had sufficient time to read and understand the information.



License Examination Passage Rates (includes data for the two calendar years prior to reporting)

Calendar Year	Number of Graduates in Calendar Year	Number of Graduates Taking Exam	Number Who Passed First Available Exam	Number Who Failed First Available Exam	Passage Rate
2016	N/A	N/A	N/A	N/A	N/A
2017	N/A	N/A	N/A	N/A	N/A

No state agency licensure examination is required for the employment of graduates of this program.

Salary and Wage Information (includes data for the two calendar years prior to reporting)

Annual salary and wages reported for graduates employed in the field.

Calendar Year	Graduates Available for Employment	Graduates Employed in Field	\$10,001-\$15,000	\$15,001-\$20,000	\$20,001-\$25,000	\$25,001-\$30,000	\$30,001-\$35,000	\$35,001-\$40,000	\$40,001-\$45,000	\$45,001-\$50,000	\$50,001+	No Salary Information Reported
2016	N/A*	N/A*	N/A*	N/A*	N/A*	N/A*	N/A*	N/A*	N/A*	N/A*	N/A*	N/A*
2017	155	106	11	16	44	28	4	3	0	0	0	0

A list of sources used to substantiate salary disclosures is available from the school. The institution verifies graduate employment and salary information through employer verifications or student attestations. Additionally, a student may obtain salary information by visiting the Bureau of Labor Statistics website at: <https://www.bls.gov/>

Student's Initials: _____ Date: _____

Initial only after you have had sufficient time to read and understand the information.

Cost of Educational Program

Total charges for the program for students completing on-time in 2017: \$19,900. Additional charges may be incurred if the program is not completed on-time.

Student's Initials: _____ Date: _____

Initial only after you have had sufficient time to read and understand the information.



Federal Student Loan Debt

Most recent three year cohort default rate, as reported by the United State Department of Education. ¹	The percentage of enrolled students in 2017 receiving federal student loans to pay for this program.	The average amount of federal student loan debt of 2017 graduates who took out federal student loans at this institution.	The percentage of graduates in 2017 with federal student loans as calculated by the institution.
14.3%	98%	\$8,363	95%

¹The percentage of students who defaulted on their federal student loans is called the Cohort Default Rate (CDR). It shows the percentage of this school's students who were more than 270 days (9 months) behind on their federal student loans within three years of when the first payment was due. This is the most recent CDR reported by the U.S. Department of Education.

Student's Initials: _____ **Date:** _____

Initial only after you have had sufficient time to read and understand the information.

This fact sheet is filed with the Bureau for Private Postsecondary Education. Regardless of any information you may have relating to completion rates, placement rates, starting salaries, or license exam passage rates, this fact sheet contains the information as calculated pursuant to state law.

Any questions a student may have regarding this fact sheet that have not been satisfactorily answered by the institution may be directed to the Bureau for Private Postsecondary Education at 2535 Capitol Oaks Drive, Suite 400, Sacramento, CA 95833, www.bppe.ca.gov, toll-free telephone number (888) 370-7589 or by fax (916) 263-1897.

Student Name - Print

Student Signature

Date

School Official

Date



Definitions

- “Number of Students Who Began the Program” means the number of students who began a program who were scheduled to complete the program within 100% of the published program length within the reporting calendar year and excludes all students who cancelled during the cancellation period.
- “Students Available for Graduation” is the number of students who began the program minus the number of students who have died, been incarcerated, or been called to active military duty.
- “Number of On-time Graduates” is the number of students who completed the program within 100% of the published program length within the reporting calendar year.
- “On-time Completion Rate” is the number of on-time graduates divided by the number of students available for graduation.
- “150% Graduates” is the number of students who completed the program within 150% of the program length (includes on-time graduates).
- “150% Completion Rate” is the number of students who completed the program in the reported calendar year within 150% of the published program length, including on-time graduates, divided by the number of students available for graduation.
- “Graduates Available for Employment” means the number of graduates minus the number of graduates unavailable for employment.
- “Graduates Unavailable for Employment” means the graduates who, after graduation, die, become incarcerated, are called to active military duty, are international students that leave the United States or do not have a visa allowing employment in the United States, or are continuing their education in an accredited or bureau-approved postsecondary institution.
- “Graduates Employed in the Field” means graduates who beginning within six months after a student completes the applicable educational program are gainfully employed, whose employment has been reported, and for whom the institution has documented verification of employment. For occupations for which the state requires passing an examination, the six months period begins after the announcement of the examination results for the first examination available after a student completes an applicable educational program.
- “Placement Rate Employed in the Field” is calculated by dividing the number of graduates gainfully employed in the field by the number of graduates available for employment.
- “Number of Graduates Taking Exam” is the number of graduates who took the first available exam in the reported calendar year.
- “First Available Exam Date” is the date for the first available exam after a student completed a program.
- “Passage Rate” is calculated by dividing the number of graduates who passed the exam by the number of graduates who took the reported licensing exam.
- “Number Who Passed First Available Exam” is the number of graduates who took and passed the first available licensing exam after completing the program.
- “Salary” is as reported by graduate or graduate’s employer.
- “No Salary Information Reported” is the number of graduates for whom, after making reasonable attempts, the school was not able to obtain salary information.



STUDENT'S RIGHT TO CANCEL

California Education Code Section 94919 (d), provides that the student has the right to cancel and obtain a refund of charges paid (excluding the registration fee) through attendance at the first class session, or the seventh day after enrollment, whichever is later. In accordance with California Education Code Section 94919(d), the institution's policy is that all new and re-entry students have the right to cancel the enrollment agreement until midnight of the seventh (7) day from the scheduled start date of the first module not including holidays (but does include weekends and in-service days). In accordance with California Education Code Section 94919(b), Students shall notify the school in writing of the cancellation of their enrollment agreement ("Notice of Cancellation"). If the Notice of Cancellation is received by mail, it is effective when deposited in the mail properly addressed with postage prepaid. A student may cancel the enrollment agreement in the event the school cancels the program. All monies paid (with the exception of the registration Fee), will be returned to the student within thirty (30) days after either the school receives the applicant's Notice of Cancellation; or if the school cancels this agreement as described below.

A cancellation determination will be made by the institution for new and re-entry students on or before midnight of the fourteenth (14) consecutive calendar day from the scheduled start date of the first module (for re-entry students, it is the first module in which the student is enrolled upon returning to school), not including school-scheduled holidays and school-scheduled breaks (winter, spring, and summer breaks only) based on the following criteria:

1. Violation of the Student Code of Conduct.
2. Unable to obtain proof of high school graduation or equivalent.
3. Incomplete arrangements to fulfill financial obligations.

All new students whose Last Day of Attendance (LDA) falls on or before midnight of the fourteenth (14) consecutive calendar day from the scheduled start date of the first module, not including school-scheduled breaks (winter, spring, and summer breaks only) and any holidays published in the academic calendar in the catalog, will be assigned the status "Early Withdrawal" (EW). The determination date for "EW" will fall on the 14th absence consecutive calendar day from the student's LDA not including school-scheduled breaks (winter, spring, and summer breaks only) and any school-scheduled holidays, when the "EW" status will be automatically assigned by Electronic Student Database.

Note: Cancellations and Early Withdrawals will result in all charges being reversed with the exception of the registration fee which is non-refundable. The registration fee will be returned to all students who cancel their enrollment within three (3) business days from the date the enrollment agreement was signed at the following locations: Bakersfield, Fresno, Gardena, Riverside and Sacramento. In the event where the school cancels the program, any registration fees paid by the student will be refunded.





**SCHOOL PERFORMANCE FACT SHEET
CALENDAR YEARS 2016 & 2017**

Medical Billing and Insurance Coding - 34 Weeks

On-Time Completion Rates (Graduation Rates)

Includes data for the two calendar years prior to reporting.

Calendar Year	Number of Students Who Began the Program	Students Available for Graduation	Number of On-Time Graduates	On-Time Completion Rate
2016	62	62	15	24%
2017	64	63	17	26%

Student's Initials: _____ Date: _____

Initial only after you have had sufficient time to read and understand the information.

Students Completing Within 150% of the Published Program Length

Calendar Year	Number of Students Who Began the Program	Students Available for Graduation	150% Graduates	150% Completion Rate
2016	62	62	48	77%
2017	64	63	45	71%

Student's Initials: _____ Date: _____

Initial only after you have had sufficient time to read and understand the information.



Job Placement Rates (includes data for the two calendar years prior to reporting)

Calendar Year	Number of Students Who Began Program	Number of Graduates	Graduates Available for Employment	Graduates Employed in the Field	Placement Rate % Employed in the Field
2016	62	N/A*	N/A*	N/A*	N/A*
2017	64	47	47	41	87%

Note: * Because of the change in the Bureaus reporting regulations, which became effective on July 14, 2016, this institution was not required to collect the data for its 2016 and prior graduates.

You may obtain from the institution a list of the employment positions determined to be in the field for which a student received education and training. A copy of such listing is available in the school catalog posted at <http://www.uei.edu/>

Gainfully Employed Categories (includes data for the two calendar years prior to reporting)

Part-Time vs. Full-Time Employment

Calendar Year	Graduates Employed in the Field 20-29 Hours Per Week	Graduates Employed in the Field at Least 30 Hours Per Week	Total Graduates Employed in the Field
2016	N/A*	N/A*	N/A*
2017	5	36	41

Single Position vs. Concurrent Aggregated Position

Calendar Year	Graduates Employed in the Field in a Single Position	Graduates Employed in the Field in Concurrent Aggregated Positions	Total Graduates Employed in the Field
2016	N/A*	N/A*	N/A*
2017	41	0	41



Self-Employed / Freelance Positions

Calendar Year	Graduates Employed who are Self-Employed or Working Freelance	Total Graduates Employed in the Field
2016	N/A*	N/A*
2017	0	41

Institutional Employment

Calendar Year	Graduates Employed in the Field who are Employed by the Institution, an Employer Owned by the Institution, or an Employer who Shares Ownership with the Institution.	Total Graduates Employed in the Field
2016	N/A*	N/A*
2017	0	41

Student's Initials: _____ Date: _____

Initial only after you have had sufficient time to read and understand the information.

Self-Employed / Freelance Positions

This program may result in freelance or self-employment.

- The work available to graduates of this program is usually for freelance or self-employment.
- This type of work may not be consistent.
- The period of employment can range from one day to weeks to several months.
- Hours worked in a day or week may be more or less than the traditional 8 hour work day or 40 hour work week.
- You can expect to spend unpaid time expanding your networks, advertising, promoting your services, or honing your skills.
- Once graduates begin to work freelance or are self-employed, they will be asked to provide documentation that they are employed as such so that they may be counted as placed for our job placement records.
- Students initialing this disclosure understand that either a majority or all of this school's graduates are employed in this manner and understand what comprises this work style.

Student's Initials: _____ Date: _____

Only initial after you have had sufficient time to read and understand the information.



License Examination Passage Rates (includes data for the two calendar years prior to reporting)

Calendar Year	Number of Graduates in Calendar Year	Number of Graduates Taking Exam	Number Who Passed First Available Exam	Number Who Failed First Available Exam	Passage Rate
2016	N/A	N/A	N/A	N/A	N/A
2017	N/A	N/A	N/A	N/A	N/A

No state agency licensure examination is required for the employment of graduates of this program.

Salary and Wage Information (includes data for the two calendar years prior to reporting)

Annual salary and wages reported for graduates employed in the field.

Calendar Year	Graduates Available for Employment	Graduates Employed in Field	\$10,001-\$15,000	\$15,001-\$20,000	\$20,001-\$25,000	\$25,001-\$30,000	\$30,001-\$35,000	\$35,001-\$40,000	\$40,001-\$45,000	\$45,001-\$50,000	\$50,001+	No Salary Information Reported
2016	N/A*	N/A*	N/A*	N/A*	N/A*	N/A*	N/A*	N/A*	N/A*	N/A*	N/A*	N/A*
2017	47	41	1	4	17	9	9	0	0	0	1	0

A list of sources used to substantiate salary disclosures is available from the school. The institution verifies graduate employment and salary information through employer verifications or student attestations. Additionally, a student may obtain salary information by visiting the Bureau of Labor Statistics website at: <https://www.bls.gov/>

Student's Initials: _____ Date: _____

Initial only after you have had sufficient time to read and understand the information.

Cost of Educational Program

Total charges for the program for students completing on-time in 2017: \$19,900. Additional charges may be incurred if the program is not completed on-time.

Student's Initials: _____ Date: _____

Initial only after you have had sufficient time to read and understand the information.



Federal Student Loan Debt

Most recent three year cohort default rate, as reported by the United State Department of Education. ¹	The percentage of enrolled students in 2017 receiving federal student loans to pay for this program.	The average amount of federal student loan debt of 2017 graduates who took out federal student loans at this institution.	The percentage of graduates in 2017 with federal student loans as calculated by the institution.
14.3%	95%	\$8,363	95%

¹The percentage of students who defaulted on their federal student loans is called the Cohort Default Rate (CDR). It shows the percentage of this school's students who were more than 270 days (9 months) behind on their federal student loans within three years of when the first payment was due. This is the most recent CDR reported by the U.S. Department of Education.

Student's Initials: _____ **Date:** _____

Initial only after you have had sufficient time to read and understand the information.

This fact sheet is filed with the Bureau for Private Postsecondary Education. Regardless of any information you may have relating to completion rates, placement rates, starting salaries, or license exam passage rates, this fact sheet contains the information as calculated pursuant to state law.

Any questions a student may have regarding this fact sheet that have not been satisfactorily answered by the institution may be directed to the Bureau for Private Postsecondary Education at 2535 Capitol Oaks Drive, Suite 400, Sacramento, CA 95833, www.bppe.ca.gov, toll-free telephone number (888) 370-7589 or by fax (916) 263-1897.

Student Name - Print

Student Signature

Date

School Official

Date



Definitions

- “Number of Students Who Began the Program” means the number of students who began a program who were scheduled to complete the program within 100% of the published program length within the reporting calendar year and excludes all students who cancelled during the cancellation period.
- “Students Available for Graduation” is the number of students who began the program minus the number of students who have died, been incarcerated, or been called to active military duty.
- “Number of On-time Graduates” is the number of students who completed the program within 100% of the published program length within the reporting calendar year.
- “On-time Completion Rate” is the number of on-time graduates divided by the number of students available for graduation.
- “150% Graduates” is the number of students who completed the program within 150% of the program length (includes on-time graduates).
- “150% Completion Rate” is the number of students who completed the program in the reported calendar year within 150% of the published program length, including on-time graduates, divided by the number of students available for graduation.
- “Graduates Available for Employment” means the number of graduates minus the number of graduates unavailable for employment.
- “Graduates Unavailable for Employment” means the graduates who, after graduation, die, become incarcerated, are called to active military duty, are international students that leave the United States or do not have a visa allowing employment in the United States, or are continuing their education in an accredited or bureau-approved postsecondary institution.
- “Graduates Employed in the Field” means graduates who beginning within six months after a student completes the applicable educational program are gainfully employed, whose employment has been reported, and for whom the institution has documented verification of employment. For occupations for which the state requires passing an examination, the six months period begins after the announcement of the examination results for the first examination available after a student completes an applicable educational program.
- “Placement Rate Employed in the Field” is calculated by dividing the number of graduates gainfully employed in the field by the number of graduates available for employment.
- “Number of Graduates Taking Exam” is the number of graduates who took the first available exam in the reported calendar year.
- “First Available Exam Date” is the date for the first available exam after a student completed a program.
- “Passage Rate” is calculated by dividing the number of graduates who passed the exam by the number of graduates who took the reported licensing exam.
- “Number Who Passed First Available Exam” is the number of graduates who took and passed the first available licensing exam after completing the program.
- “Salary” is as reported by graduate or graduate’s employer.
- “No Salary Information Reported” is the number of graduates for whom, after making reasonable attempts, the school was not able to obtain salary information.



STUDENT'S RIGHT TO CANCEL

California Education Code Section 94919 (d), provides that the student has the right to cancel and obtain a refund of charges paid (excluding the registration fee) through attendance at the first class session, or the seventh day after enrollment, whichever is later. In accordance with California Education Code Section 94919(d), the institution's policy is that all new and re-entry students have the right to cancel the enrollment agreement until midnight of the seventh (7) day from the scheduled start date of the first module not including holidays (but does include weekends and in-service days). In accordance with California Education Code Section 94919(b), Students shall notify the school in writing of the cancellation of their enrollment agreement ("Notice of Cancellation"). If the Notice of Cancellation is received by mail, it is effective when deposited in the mail properly addressed with postage prepaid. A student may cancel the enrollment agreement in the event the school cancels the program. All monies paid (with the exception of the registration Fee), will be returned to the student within thirty (30) days after either the school receives the applicant's Notice of Cancellation; or if the school cancels this agreement as described below.

A cancellation determination will be made by the institution for new and re-entry students on or before midnight of the fourteenth (14) consecutive calendar day from the scheduled start date of the first module (for re-entry students, it is the first module in which the student is enrolled upon returning to school), not including school-scheduled holidays and school-scheduled breaks (winter, spring, and summer breaks only) based on the following criteria:

1. Violation of the Student Code of Conduct.
2. Unable to obtain proof of high school graduation or equivalent.
3. Incomplete arrangements to fulfill financial obligations.

All new students whose Last Day of Attendance (LDA) falls on or before midnight of the fourteenth (14) consecutive calendar day from the scheduled start date of the first module, not including school-scheduled breaks (winter, spring, and summer breaks only) and any holidays published in the academic calendar in the catalog, will be assigned the status "Early Withdrawal" (EW). The determination date for "EW" will fall on the 14th absence consecutive calendar day from the student's LDA not including school-scheduled breaks (winter, spring, and summer breaks only) and any school-scheduled holidays, when the "EW" status will be automatically assigned by Electronic Student Database.

Note: Cancellations and Early Withdrawals will result in all charges being reversed with the exception of the registration fee which is non-refundable. The registration fee will be returned to all students who cancel their enrollment within three (3) business days from the date the enrollment agreement was signed at the following locations: Bakersfield, Fresno, Gardena, Riverside and Sacramento. In the event where the school cancels the program, any registration fees paid by the student will be refunded.





**SCHOOL PERFORMANCE FACT SHEET
CALENDAR YEARS 2016 & 2017**

Pharmacy Technician - 34 Weeks

On-Time Completion Rates (Graduation Rates)

Includes data for the two calendar years prior to reporting.

Calendar Year	Number of Students Who Began the Program	Students Available for Graduation	Number of On-Time Graduates	On-Time Completion Rate
2016	70	70	17	24%
2017	59	59	11	18%

Student's Initials: _____ Date: _____

Initial only after you have had sufficient time to read and understand the information.

Students Completing Within 150% of the Published Program Length

Calendar Year	Number of Students Who Began the Program	Students Available for Graduation	150% Graduates	150% Completion Rate
2016	70	70	50	71%
2017	59	59	46	77%

Student's Initials: _____ Date: _____

Initial only after you have had sufficient time to read and understand the information.



Job Placement Rates (includes data for the two calendar years prior to reporting)

Calendar Year	Number of Students Who Began Program	Number of Graduates	Graduates Available for Employment	Graduates Employed in the Field	Placement Rate % Employed in the Field
2016	70	N/A*	N/A*	N/A*	N/A*
2017	59	48	48	35	73%

Note: * Because of the change in the Bureaus reporting regulations, which became effective on July 14, 2016, this institution was not required to collect the data for its 2016 and prior graduates.

You may obtain from the institution a list of the employment positions determined to be in the field for which a student received education and training. A copy of such listing is available in the school catalog posted at <http://www.uei.edu/>

Gainfully Employed Categories (includes data for the two calendar years prior to reporting)

Part-Time vs. Full-Time Employment

Calendar Year	Graduates Employed in the Field 20-29 Hours Per Week	Graduates Employed in the Field at Least 30 Hours Per Week	Total Graduates Employed in the Field
2016	N/A*	N/A*	N/A*
2017	10	25	35

Single Position vs. Concurrent Aggregated Position

Calendar Year	Graduates Employed in the Field in a Single Position	Graduates Employed in the Field in Concurrent Aggregated Positions	Total Graduates Employed in the Field
2016	N/A*	N/A*	N/A*
2017	35	0	35



Self-Employed / Freelance Positions

Calendar Year	Graduates Employed who are Self-Employed or Working Freelance	Total Graduates Employed in the Field
2016	N/A*	N/A*
2017	0	35

Institutional Employment

Calendar Year	Graduates Employed in the Field who are Employed by the Institution, an Employer Owned by the Institution, or an Employer who Shares Ownership with the Institution.	Total Graduates Employed in the Field
2016	N/A*	N/A*
2017	0	35

Student's Initials: _____ Date: _____

Initial only after you have had sufficient time to read and understand the information.

Self-Employed / Freelance Positions

This program may result in freelance or self-employment.

- The work available to graduates of this program is usually for freelance or self-employment.
- This type of work may not be consistent.
- The period of employment can range from one day to weeks to several months.
- Hours worked in a day or week may be more or less than the traditional 8 hour work day or 40 hour work week.
- You can expect to spend unpaid time expanding your networks, advertising, promoting your services, or honing your skills.
- Once graduates begin to work freelance or are self-employed, they will be asked to provide documentation that they are employed as such so that they may be counted as placed for our job placement records.
- Students initialing this disclosure understand that either a majority or all of this school's graduates are employed in this manner and understand what comprises this work style.

Student's Initials: _____ Date: _____

Only initial after you have had sufficient time to read and understand the information.



License Examination Passage Rates (includes data for the two calendar years prior to reporting)

Calendar Year	Number of Graduates in Calendar Year	Number of Graduates Taking Exam	Number Who Passed First Available Exam	Number Who Failed First Available Exam	Passage Rate
2016	N/A	N/A	N/A	N/A	N/A
2017	N/A	N/A	N/A	N/A	N/A

No state agency licensure examination is required for the employment of graduates of this program.

Salary and Wage Information (includes data for the two calendar years prior to reporting)

Annual salary and wages reported for graduates employed in the field.

Calendar Year	Graduates Available for Employment	Graduates Employed in Field	\$10,001-\$15,000	\$15,001-\$20,000	\$20,001-\$25,000	\$25,001-\$30,000	\$30,001-\$35,000	\$35,001-\$40,000	\$40,001-\$45,000	\$45,001-\$50,000	\$50,001+	No Salary Information Reported
2016	N/A*	N/A*	N/A*	N/A*	N/A*	N/A*	N/A*	N/A*	N/A*	N/A*	N/A*	N/A*
2017	48	35	1	8	19	5	2	0	0	0	0	0

A list of sources used to substantiate salary disclosures is available from the school. The institution verifies graduate employment and salary information through employer verifications or student attestations. Additionally, a student may obtain salary information by visiting the Bureau of Labor Statistics website at: <https://www.bls.gov/>

Student's Initials: _____ Date: _____

Initial only after you have had sufficient time to read and understand the information.

Cost of Educational Program

Total charges for the program for students completing on-time in 2017: \$19,900. Additional charges may be incurred if the program is not completed on-time.

Student's Initials: _____ Date: _____

Initial only after you have had sufficient time to read and understand the information.



Federal Student Loan Debt

Most recent three year cohort default rate, as reported by the United State Department of Education. ¹	The percentage of enrolled students in 2017 receiving federal student loans to pay for this program.	The average amount of federal student loan debt of 2017 graduates who took out federal student loans at this institution.	The percentage of graduates in 2017 with federal student loans as calculated by the institution.
14.3%	95%	\$8,363	95%

¹The percentage of students who defaulted on their federal student loans is called the Cohort Default Rate (CDR). It shows the percentage of this school's students who were more than 270 days (9 months) behind on their federal student loans within three years of when the first payment was due. This is the most recent CDR reported by the U.S. Department of Education.

Student's Initials: _____ **Date:** _____

Initial only after you have had sufficient time to read and understand the information.

This fact sheet is filed with the Bureau for Private Postsecondary Education. Regardless of any information you may have relating to completion rates, placement rates, starting salaries, or license exam passage rates, this fact sheet contains the information as calculated pursuant to state law.

Any questions a student may have regarding this fact sheet that have not been satisfactorily answered by the institution may be directed to the Bureau for Private Postsecondary Education at 2535 Capitol Oaks Drive, Suite 400, Sacramento, CA 95833, www.bppe.ca.gov, toll-free telephone number (888) 370-7589 or by fax (916) 263-1897.

Student Name - Print

Student Signature

Date

School Official

Date



Definitions

- “Number of Students Who Began the Program” means the number of students who began a program who were scheduled to complete the program within 100% of the published program length within the reporting calendar year and excludes all students who cancelled during the cancellation period.
- “Students Available for Graduation” is the number of students who began the program minus the number of students who have died, been incarcerated, or been called to active military duty.
- “Number of On-time Graduates” is the number of students who completed the program within 100% of the published program length within the reporting calendar year.
- “On-time Completion Rate” is the number of on-time graduates divided by the number of students available for graduation.
- “150% Graduates” is the number of students who completed the program within 150% of the program length (includes on-time graduates).
- “150% Completion Rate” is the number of students who completed the program in the reported calendar year within 150% of the published program length, including on-time graduates, divided by the number of students available for graduation.
- “Graduates Available for Employment” means the number of graduates minus the number of graduates unavailable for employment.
- “Graduates Unavailable for Employment” means the graduates who, after graduation, die, become incarcerated, are called to active military duty, are international students that leave the United States or do not have a visa allowing employment in the United States, or are continuing their education in an accredited or bureau-approved postsecondary institution.
- “Graduates Employed in the Field” means graduates who beginning within six months after a student completes the applicable educational program are gainfully employed, whose employment has been reported, and for whom the institution has documented verification of employment. For occupations for which the state requires passing an examination, the six months period begins after the announcement of the examination results for the first examination available after a student completes an applicable educational program.
- “Placement Rate Employed in the Field” is calculated by dividing the number of graduates gainfully employed in the field by the number of graduates available for employment.
- “Number of Graduates Taking Exam” is the number of graduates who took the first available exam in the reported calendar year.
- “First Available Exam Date” is the date for the first available exam after a student completed a program.
- “Passage Rate” is calculated by dividing the number of graduates who passed the exam by the number of graduates who took the reported licensing exam.
- “Number Who Passed First Available Exam” is the number of graduates who took and passed the first available licensing exam after completing the program.
- “Salary” is as reported by graduate or graduate’s employer.
- “No Salary Information Reported” is the number of graduates for whom, after making reasonable attempts, the school was not able to obtain salary information.



STUDENT'S RIGHT TO CANCEL

California Education Code Section 94919 (d), provides that the student has the right to cancel and obtain a refund of charges paid (excluding the registration fee) through attendance at the first class session, or the seventh day after enrollment, whichever is later. In accordance with California Education Code Section 94919(d), the institution's policy is that all new and re-entry students have the right to cancel the enrollment agreement until midnight of the seventh (7) day from the scheduled start date of the first module not including holidays (but does include weekends and in-service days). In accordance with California Education Code Section 94919(b), Students shall notify the school in writing of the cancellation of their enrollment agreement ("Notice of Cancellation"). If the Notice of Cancellation is received by mail, it is effective when deposited in the mail properly addressed with postage prepaid. A student may cancel the enrollment agreement in the event the school cancels the program. All monies paid (with the exception of the registration Fee), will be returned to the student within thirty (30) days after either the school receives the applicant's Notice of Cancellation; or if the school cancels this agreement as described below.

A cancellation determination will be made by the institution for new and re-entry students on or before midnight of the fourteenth (14) consecutive calendar day from the scheduled start date of the first module (for re-entry students, it is the first module in which the student is enrolled upon returning to school), not including school-scheduled holidays and school-scheduled breaks (winter, spring, and summer breaks only) based on the following criteria:

1. Violation of the Student Code of Conduct.
2. Unable to obtain proof of high school graduation or equivalent.
3. Incomplete arrangements to fulfill financial obligations.

All new students whose Last Day of Attendance (LDA) falls on or before midnight of the fourteenth (14) consecutive calendar day from the scheduled start date of the first module, not including school-scheduled breaks (winter, spring, and summer breaks only) and any holidays published in the academic calendar in the catalog, will be assigned the status "Early Withdrawal" (EW). The determination date for "EW" will fall on the 14th absence consecutive calendar day from the student's LDA not including school-scheduled breaks (winter, spring, and summer breaks only) and any school-scheduled holidays, when the "EW" status will be automatically assigned by Electronic Student Database.

Note: Cancellations and Early Withdrawals will result in all charges being reversed with the exception of the registration fee which is non-refundable. The registration fee will be returned to all students who cancel their enrollment within three (3) business days from the date the enrollment agreement was signed at the following locations: Bakersfield, Fresno, Gardena, Riverside and Sacramento. In the event where the school cancels the program, any registration fees paid by the student will be refunded.





**SCHOOL PERFORMANCE FACT SHEET
 CALENDAR YEARS 2016 & 2017**

Business Office Administration - 34 Weeks

On-Time Completion Rates (Graduation Rates)

Includes data for the two calendar years prior to reporting.

Calendar Year	Number of Students Who Began the Program	Students Available for Graduation	Number of On-Time Graduates	On-Time Completion Rate
2016	98	97	18	19%
2017	73	72	9	12%

Student's Initials: _____ Date: _____

Initial only after you have had sufficient time to read and understand the information.

Students Completing Within 150% of the Published Program Length

Calendar Year	Number of Students Who Began the Program	Students Available for Graduation	150% Graduates	150% Completion Rate
2016	98	97	49	51%
2017	73	72	31	43%

Student's Initials: _____ Date: _____

Initial only after you have had sufficient time to read and understand the information.



Job Placement Rates (includes data for the two calendar years prior to reporting)

Calendar Year	Number of Students Who Began Program	Number of Graduates	Graduates Available for Employment	Graduates Employed in the Field	Placement Rate % Employed in the Field
2016	98	N/A*	N/A*	N/A*	N/A*
2017	73	35	34	21	62%

*Note: * Because of the change in the Bureaus reporting regulations, which became effective on July 14, 2016, this institution was not required to collect the data for its 2016 and prior graduates.*

You may obtain from the institution a list of the employment positions determined to be in the field for which a student received education and training. A copy of such listing is available in the school catalog posted at [http://www.uei.edu/](http://www.uei.edu)

Gainfully Employed Categories (includes data for the two calendar years prior to reporting)

Part-Time vs. Full-Time Employment

Calendar Year	Graduates Employed in the Field 20-29 Hours Per Week	Graduates Employed in the Field at Least 30 Hours Per Week	Total Graduates Employed in the Field
2016	N/A*	N/A*	N/A*
2017	3	18	21

Single Position vs. Concurrent Aggregated Position

Calendar Year	Graduates Employed in the Field in a Single Position	Graduates Employed in the Field in Concurrent Aggregated Positions	Total Graduates Employed in the Field
2016	N/A*	N/A*	N/A*
2017	21	0	21



Self-Employed / Freelance Positions

Calendar Year	Graduates Employed who are Self-Employed or Working Freelance	Total Graduates Employed in the Field
2016	N/A*	N/A*
2017	0	21

Institutional Employment

Calendar Year	Graduates Employed in the Field who are Employed by the Institution, an Employer Owned by the Institution, or an Employer who Shares Ownership with the Institution.	Total Graduates Employed in the Field
2016	N/A*	N/A*
2017	0	21

Student's Initials: _____ **Date:** _____

Initial only after you have had sufficient time to read and understand the information.

Self-Employed / Freelance Positions

This program may result in freelance or self-employment.

- The work available to graduates of this program is usually for freelance or self-employment.
- This type of work may not be consistent.
- The period of employment can range from one day to weeks to several months.
- Hours worked in a day or week may be more or less than the traditional 8 hour work day or 40 hour work week.
- You can expect to spend unpaid time expanding your networks, advertising, promoting your services, or honing your skills.
- Once graduates begin to work freelance or are self-employed, they will be asked to provide documentation that they are employed as such so that they may be counted as placed for our job placement records.
- Students initialing this disclosure understand that either a majority or all of this school's graduates are employed in this manner and understand what comprises this work style.

Student's Initials: _____ **Date:** _____

Only initial after you have had sufficient time to read and understand the information.



License Examination Passage Rates (includes data for the two calendar years prior to reporting)

Calendar Year	Number of Graduates in Calendar Year	Number of Graduates Taking Exam	Number Who Passed First Available Exam	Number Who Failed First Available Exam	Passage Rate
2016	N/A	N/A	N/A	N/A	N/A
2017	N/A	N/A	N/A	N/A	N/A

No state agency licensure examination is required for the employment of graduates of this program.

Salary and Wage Information (includes data for the two calendar years prior to reporting)

Annual salary and wages reported for graduates employed in the field.

Calendar Year	Graduates Available for Employment	Graduates Employed in Field	\$10,001-\$15,000	\$15,001-\$20,000	\$20,001-\$25,000	\$25,001-\$30,000	\$30,001-\$35,000	\$35,001-\$40,000	\$40,001-\$45,000	\$45,001-\$50,000	\$50,001+	No Salary Information Reported
2016	N/A*	N/A*	N/A*	N/A*	N/A*	N/A*	N/A*	N/A*	N/A*	N/A*	N/A*	N/A*
2017	34	21	1	2	11	4	2	0	0	0	1	0

A list of sources used to substantiate salary disclosures is available from the school. The institution verifies graduate employment and salary information through employer verifications or student attestations. Additionally, a student may obtain salary information by visiting the Bureau of Labor Statistics website at: <https://www.bls.gov/>

Student's Initials: _____ Date: _____

Initial only after you have had sufficient time to read and understand the information.

Cost of Educational Program

Total charges for the program for students completing on-time in 2017: \$19,900. Additional charges may be incurred if the program is not completed on-time.

Student's Initials: _____ Date: _____

Initial only after you have had sufficient time to read and understand the information.



Federal Student Loan Debt

Most recent three year cohort default rate, as reported by the United State Department of Education. ¹	The percentage of enrolled students in 2017 receiving federal student loans to pay for this program.	The average amount of federal student loan debt of 2017 graduates who took out federal student loans at this institution.	The percentage of graduates in 2017 with federal student loans as calculated by the institution.
14.3%	96%	\$8,551	98%

¹The percentage of students who defaulted on their federal student loans is called the Cohort Default Rate (CDR). It shows the percentage of this school’s students who were more than 270 days (9 months) behind on their federal student loans within three years of when the first payment was due. This is the most recent CDR reported by the U.S. Department of Education.

Student’s Initials: _____ **Date:** _____

Initial only after you have had sufficient time to read and understand the information.

This fact sheet is filed with the Bureau for Private Postsecondary Education. Regardless of any information you may have relating to completion rates, placement rates, starting salaries, or license exam passage rates, this fact sheet contains the information as calculated pursuant to state law.

Any questions a student may have regarding this fact sheet that have not been satisfactorily answered by the institution may be directed to the Bureau for Private Postsecondary Education at 2535 Capitol Oaks Drive, Suite 400, Sacramento, CA 95833, www.bppe.ca.gov, toll-free telephone number (888) 370-7589 or by fax (916) 263-1897.

Student Name - Print

Student Signature

Date

School Official

Date



Definitions

- “Number of Students Who Began the Program” means the number of students who began a program who were scheduled to complete the program within 100% of the published program length within the reporting calendar year and excludes all students who cancelled during the cancellation period.
- “Students Available for Graduation” is the number of students who began the program minus the number of students who have died, been incarcerated, or been called to active military duty.
- “Number of On-time Graduates” is the number of students who completed the program within 100% of the published program length within the reporting calendar year.
- “On-time Completion Rate” is the number of on-time graduates divided by the number of students available for graduation.
- “150% Graduates” is the number of students who completed the program within 150% of the program length (includes on-time graduates).
- “150% Completion Rate” is the number of students who completed the program in the reported calendar year within 150% of the published program length, including on-time graduates, divided by the number of students available for graduation.
- “Graduates Available for Employment” means the number of graduates minus the number of graduates unavailable for employment.
- “Graduates Unavailable for Employment” means the graduates who, after graduation, die, become incarcerated, are called to active military duty, are international students that leave the United States or do not have a visa allowing employment in the United States, or are continuing their education in an accredited or bureau-approved postsecondary institution.
- “Graduates Employed in the Field” means graduates who beginning within six months after a student completes the applicable educational program are gainfully employed, whose employment has been reported, and for whom the institution has documented verification of employment. For occupations for which the state requires passing an examination, the six months period begins after the announcement of the examination results for the first examination available after a student completes an applicable educational program.
- “Placement Rate Employed in the Field” is calculated by dividing the number of graduates gainfully employed in the field by the number of graduates available for employment.
- “Number of Graduates Taking Exam” is the number of graduates who took the first available exam in the reported calendar year.
- “First Available Exam Date” is the date for the first available exam after a student completed a program.
- “Passage Rate” is calculated by dividing the number of graduates who passed the exam by the number of graduates who took the reported licensing exam.
- “Number Who Passed First Available Exam” is the number of graduates who took and passed the first available licensing exam after completing the program.
- “Salary” is as reported by graduate or graduate’s employer.
- “No Salary Information Reported” is the number of graduates for whom, after making reasonable attempts, the school was not able to obtain salary information.



STUDENT'S RIGHT TO CANCEL

California Education Code Section 94919 (d), provides that the student has the right to cancel and obtain a refund of charges paid (excluding the registration fee) through attendance at the first class session, or the seventh day after enrollment, whichever is later. In accordance with California Education Code Section 94919(d), the institution's policy is that all new and re-entry students have the right to cancel the enrollment agreement until midnight of the seventh (7) day from the scheduled start date of the first module not including holidays (but does include weekends and in-service days). In accordance with California Education Code Section 94919(b), Students shall notify the school in writing of the cancellation of their enrollment agreement ("Notice of Cancellation"). If the Notice of Cancellation is received by mail, it is effective when deposited in the mail properly addressed with postage prepaid. A student may cancel the enrollment agreement in the event the school cancels the program. All monies paid (with the exception of the registration Fee), will be returned to the student within thirty (30) days after either the school receives the applicant's Notice of Cancellation; or if the school cancels this agreement as described below.

A cancellation determination will be made by the institution for new and re-entry students on or before midnight of the fourteenth (14) consecutive calendar day from the scheduled start date of the first module (for re-entry students, it is the first module in which the student is enrolled upon returning to school), not including school-scheduled holidays and school-scheduled breaks (winter, spring, and summer breaks only) based on the following criteria:

1. Violation of the Student Code of Conduct.
2. Unable to obtain proof of high school graduation or equivalent.
3. Incomplete arrangements to fulfill financial obligations.

All new students whose Last Day of Attendance (LDA) falls on or before midnight of the fourteenth (14) consecutive calendar day from the scheduled start date of the first module, not including school-scheduled breaks (winter, spring, and summer breaks only) and any holidays published in the academic calendar in the catalog, will be assigned the status "Early Withdrawal" (EW). The determination date for "EW" will fall on the 14th absence consecutive calendar day from the student's LDA not including school-scheduled breaks (winter, spring, and summer breaks only) and any school-scheduled holidays, when the "EW" status will be automatically assigned by Electronic Student Database.

Note: Cancellations and Early Withdrawals will result in all charges being reversed with the exception of the registration fee which is non-refundable. The registration fee will be returned to all students who cancel their enrollment within three (3) business days from the date the enrollment agreement was signed at the following locations: Bakersfield, Fresno, Gardena, Riverside and Sacramento. In the event where the school cancels the program, any registration fees paid by the student will be refunded.





**SCHOOL PERFORMANCE FACT SHEET
 CALENDAR YEARS 2016 & 2017**

Criminal Justice - 36 Weeks

On-Time Completion Rates (Graduation Rates)

Includes data for the two calendar years prior to reporting.

Calendar Year	Number of Students Who Began the Program	Students Available for Graduation	Number of On-Time Graduates	On-Time Completion Rate
2016	46	44	15	34%
2017	37	36	8	22%

Student's Initials: _____ Date: _____

Initial only after you have had sufficient time to read and understand the information.

Students Completing Within 150% of the Published Program Length

Calendar Year	Number of Students Who Began the Program	Students Available for Graduation	150% Graduates	150% Completion Rate
2016	46	44	25	57%
2017	37	36	21	58%

Student's Initials: _____ Date: _____

Initial only after you have had sufficient time to read and understand the information.



Job Placement Rates (includes data for the two calendar years prior to reporting)

Calendar Year	Number of Students Who Began Program	Number of Graduates	Graduates Available for Employment	Graduates Employed in the Field	Placement Rate % Employed in the Field
2016	46	N/A*	N/A*	N/A*	N/A*
2017	37	22	22	14	64%

*Note: * Because of the change in the Bureaus reporting regulations, which became effective on July 14, 2016, this institution was not required to collect the data for its 2016 and prior graduates.*

You may obtain from the institution a list of the employment positions determined to be in the field for which a student received education and training. A copy of such listing is available in the school catalog posted at [http://www.uei.edu/](http://www.uei.edu)

Gainfully Employed Categories (includes data for the two calendar years prior to reporting)

Part-Time vs. Full-Time Employment

Calendar Year	Graduates Employed in the Field 20-29 Hours Per Week	Graduates Employed in the Field at Least 30 Hours Per Week	Total Graduates Employed in the Field
2016	N/A*	N/A*	N/A*
2017	1	13	14

Single Position vs. Concurrent Aggregated Position

Calendar Year	Graduates Employed in the Field in a Single Position	Graduates Employed in the Field in Concurrent Aggregated Positions	Total Graduates Employed in the Field
2016	N/A*	N/A*	N/A*
2017	14	0	14



Self-Employed / Freelance Positions

Calendar Year	Graduates Employed who are Self-Employed or Working Freelance	Total Graduates Employed in the Field
2016	N/A*	N/A*
2017	0	14

Institutional Employment

Calendar Year	Graduates Employed in the Field who are Employed by the Institution, an Employer Owned by the Institution, or an Employer who Shares Ownership with the Institution.	Total Graduates Employed in the Field
2016	N/A*	N/A*
2017	0	14

Student's Initials: _____ Date: _____
Initial only after you have had sufficient time to read and understand the information.

Self-Employed / Freelance Positions

This program may result in freelance or self-employment.

- The work available to graduates of this program is usually for freelance or self-employment.
- This type of work may not be consistent.
- The period of employment can range from one day to weeks to several months.
- Hours worked in a day or week may be more or less than the traditional 8 hour work day or 40 hour work week.
- You can expect to spend unpaid time expanding your networks, advertising, promoting your services, or honing your skills.
- Once graduates begin to work freelance or are self-employed, they will be asked to provide documentation that they are employed as such so that they may be counted as placed for our job placement records.
- Students initialing this disclosure understand that either a majority or all of this school's graduates are employed in this manner and understand what comprises this work style.

Student's Initials: _____ Date: _____
Only initial after you have had sufficient time to read and understand the information.



License Examination Passage Rates (includes data for the two calendar years prior to reporting)

Calendar Year	Number of Graduates in Calendar Year	Number of Graduates Taking Exam	Number Who Passed First Available Exam	Number Who Failed First Available Exam	Passage Rate
2016	N/A	N/A	N/A	N/A	N/A
2017	N/A	N/A	N/A	N/A	N/A

No state agency licensure examination is required for the employment of graduates of this program.

Salary and Wage Information (includes data for the two calendar years prior to reporting)

Annual salary and wages reported for graduates employed in the field.

Calendar Year	Graduates Available for Employment	Graduates Employed in Field	\$10,001-\$15,000	\$15,001-\$20,000	\$20,001-\$25,000	\$25,001-\$30,000	\$30,001-\$35,000	\$35,001-\$40,000	\$40,001-\$45,000	\$45,001-\$50,000	\$50,001+	No Salary Information Reported
2016	N/A*	N/A*	N/A*	N/A*	N/A*	N/A*	N/A*	N/A*	N/A*	N/A*	N/A*	N/A*
2017	22	14	1	0	1	9	1	0	0	0	0	2

A list of sources used to substantiate salary disclosures is available from the school. The institution verifies graduate employment and salary information through employer verifications or student attestations. Additionally, a student may obtain salary information by visiting the Bureau of Labor Statistics website at: <https://www.bls.gov>

Student's Initials: _____ Date: _____

Initial only after you have had sufficient time to read and understand the information.

Cost of Educational Program

Total charges for the program for students completing on-time in 2017: \$19,900. Additional charges may be incurred if the program is not completed on-time.

Student's Initials: _____ Date: _____

Initial only after you have had sufficient time to read and understand the information.



Federal Student Loan Debt

Most recent three year cohort default rate, as reported by the United State Department of Education. ¹	The percentage of enrolled students in 2017 receiving federal student loans to pay for this program.	The average amount of federal student loan debt of 2017 graduates who took out federal student loans at this institution.	The percentage of graduates in 2017 with federal student loans as calculated by the institution.
14.3%	95%	\$8,551	98%

¹The percentage of students who defaulted on their federal student loans is called the Cohort Default Rate (CDR). It shows the percentage of this school’s students who were more than 270 days (9 months) behind on their federal student loans within three years of when the first payment was due. This is the most recent CDR reported by the U.S. Department of Education.

Student’s Initials: _____ **Date:** _____

Initial only after you have had sufficient time to read and understand the information.

This fact sheet is filed with the Bureau for Private Postsecondary Education. Regardless of any information you may have relating to completion rates, placement rates, starting salaries, or license exam passage rates, this fact sheet contains the information as calculated pursuant to state law.

Any questions a student may have regarding this fact sheet that have not been satisfactorily answered by the institution may be directed to the Bureau for Private Postsecondary Education at 2535 Capitol Oaks Drive, Suite 400, Sacramento, CA 95833, www.bppe.ca.gov, toll-free telephone number (888) 370-7589 or by fax (916) 263-1897.

Student Name - Print

Student Signature

Date

School Official

Date



Definitions

- “Number of Students Who Began the Program” means the number of students who began a program who were scheduled to complete the program within 100% of the published program length within the reporting calendar year and excludes all students who cancelled during the cancellation period.
- “Students Available for Graduation” is the number of students who began the program minus the number of students who have died, been incarcerated, or been called to active military duty.
- “Number of On-time Graduates” is the number of students who completed the program within 100% of the published program length within the reporting calendar year.
- “On-time Completion Rate” is the number of on-time graduates divided by the number of students available for graduation.
- “150% Graduates” is the number of students who completed the program within 150% of the program length (includes on-time graduates).
- “150% Completion Rate” is the number of students who completed the program in the reported calendar year within 150% of the published program length, including on-time graduates, divided by the number of students available for graduation.
- “Graduates Available for Employment” means the number of graduates minus the number of graduates unavailable for employment.
- “Graduates Unavailable for Employment” means the graduates who, after graduation, die, become incarcerated, are called to active military duty, are international students that leave the United States or do not have a visa allowing employment in the United States, or are continuing their education in an accredited or bureau-approved postsecondary institution.
- “Graduates Employed in the Field” means graduates who beginning within six months after a student completes the applicable educational program are gainfully employed, whose employment has been reported, and for whom the institution has documented verification of employment. For occupations for which the state requires passing an examination, the six months period begins after the announcement of the examination results for the first examination available after a student completes an applicable educational program.
- “Placement Rate Employed in the Field” is calculated by dividing the number of graduates gainfully employed in the field by the number of graduates available for employment.
- “Number of Graduates Taking Exam” is the number of graduates who took the first available exam in the reported calendar year.
- “First Available Exam Date” is the date for the first available exam after a student completed a program.
- “Passage Rate” is calculated by dividing the number of graduates who passed the exam by the number of graduates who took the reported licensing exam.
- “Number Who Passed First Available Exam” is the number of graduates who took and passed the first available licensing exam after completing the program.
- “Salary” is as reported by graduate or graduate’s employer.
- “No Salary Information Reported” is the number of graduates for whom, after making reasonable attempts, the school was not able to obtain salary information.



STUDENT'S RIGHT TO CANCEL

California Education Code Section 94919 (d), provides that the student has the right to cancel and obtain a refund of charges paid (excluding the registration fee) through attendance at the first class session, or the seventh day after enrollment, whichever is later. In accordance with California Education Code Section 94919(d), the institution's policy is that all new and re-entry students have the right to cancel the enrollment agreement until midnight of the seventh (7) day from the scheduled start date of the first module not including holidays (but does include weekends and in-service days). In accordance with California Education Code Section 94919(b), Students shall notify the school in writing of the cancellation of their enrollment agreement ("Notice of Cancellation"). If the Notice of Cancellation is received by mail, it is effective when deposited in the mail properly addressed with postage prepaid. A student may cancel the enrollment agreement in the event the school cancels the program. All monies paid (with the exception of the registration Fee), will be returned to the student within thirty (30) days after either the school receives the applicant's Notice of Cancellation; or if the school cancels this agreement as described below.

A cancellation determination will be made by the institution for new and re-entry students on or before midnight of the fourteenth (14) consecutive calendar day from the scheduled start date of the first module (for re-entry students, it is the first module in which the student is enrolled upon returning to school), not including school-scheduled holidays and school-scheduled breaks (winter, spring, and summer breaks only) based on the following criteria:

1. Violation of the Student Code of Conduct.
2. Unable to obtain proof of high school graduation or equivalent.
3. Incomplete arrangements to fulfill financial obligations.

All new students whose Last Day of Attendance (LDA) falls on or before midnight of the fourteenth (14) consecutive calendar day from the scheduled start date of the first module, not including school-scheduled breaks (winter, spring, and summer breaks only) and any holidays published in the academic calendar in the catalog, will be assigned the status "Early Withdrawal" (EW). The determination date for "EW" will fall on the 14th absence consecutive calendar day from the student's LDA not including school-scheduled breaks (winter, spring, and summer breaks only) and any school-scheduled holidays, when the "EW" status will be automatically assigned by Electronic Student Database.

Note: Cancellations and Early Withdrawals will result in all charges being reversed with the exception of the registration fee which is non-refundable. The registration fee will be returned to all students who cancel their enrollment within three (3) business days from the date the enrollment agreement was signed at the following locations: Bakersfield, Fresno, Gardena, Riverside and Sacramento. In the event where the school cancels the program, any registration fees paid by the student will be refunded.





**SCHOOL PERFORMANCE FACT SHEET
 CALENDAR YEARS 2016 & 2017**

Dental Assistant - 34 Weeks

On-Time Completion Rates (Graduation Rates)

Includes data for the two calendar years prior to reporting.

Calendar Year	Number of Students Who Began the Program	Students Available for Graduation	Number of On-Time Graduates	On-Time Completion Rate
2016	172	172	39	23%
2017	145	145	25	17%

Student's Initials: _____ Date: _____

Initial only after you have had sufficient time to read and understand the information.

Students Completing Within 150% of the Published Program Length

Calendar Year	Number of Students Who Began the Program	Students Available for Graduation	150% Graduates	150% Completion Rate
2016	172	172	126	73%
2017	145	145	87	60%

Student's Initials: _____ Date: _____

Initial only after you have had sufficient time to read and understand the information.



Job Placement Rates (includes data for the two calendar years prior to reporting)

Calendar Year	Number of Students Who Began Program	Number of Graduates	Graduates Available for Employment	Graduates Employed in the Field	Placement Rate % Employed in the Field
2016	172	N/A*	N/A*	N/A*	N/A*
2017	145	101	101	72	71%

*Note: * Because of the change in the Bureaus reporting regulations, which became effective on July 14, 2016, this institution was not required to collect the data for its 2016 and prior graduates.*

You may obtain from the institution a list of the employment positions determined to be in the field for which a student received education and training. A copy of such listing is available in the school catalog posted at [http://www.uei.edu/](http://www.uei.edu)

Gainfully Employed Categories (includes data for the two calendar years prior to reporting)

Part-Time vs. Full-Time Employment

Calendar Year	Graduates Employed in the Field 20-29 Hours Per Week	Graduates Employed in the Field at Least 30 Hours Per Week	Total Graduates Employed in the Field
2016	N/A*	N/A*	N/A*
2017	12	60	72

Single Position vs. Concurrent Aggregated Position

Calendar Year	Graduates Employed in the Field in a Single Position	Graduates Employed in the Field in Concurrent Aggregated Positions	Total Graduates Employed in the Field
2016	N/A*	N/A*	N/A*
2017	72	0	72



Self-Employed / Freelance Positions

Calendar Year	Graduates Employed who are Self-Employed or Working Freelance	Total Graduates Employed in the Field
2016	N/A*	N/A*
2017	0	72

Institutional Employment

Calendar Year	Graduates Employed in the Field who are Employed by the Institution, an Employer Owned by the Institution, or an Employer who Shares Ownership with the Institution.	Total Graduates Employed in the Field
2016	N/A*	N/A*
2017	0	72

Student's Initials: _____ Date: _____
Initial only after you have had sufficient time to read and understand the information.

Self-Employed / Freelance Positions

This program may result in freelance or self-employment.

- The work available to graduates of this program is usually for freelance or self-employment.
- This type of work may not be consistent.
- The period of employment can range from one day to weeks to several months.
- Hours worked in a day or week may be more or less than the traditional 8 hour work day or 40 hour work week.
- You can expect to spend unpaid time expanding your networks, advertising, promoting your services, or honing your skills.
- Once graduates begin to work freelance or are self-employed, they will be asked to provide documentation that they are employed as such so that they may be counted as placed for our job placement records.
- Students initialing this disclosure understand that either a majority or all of this school's graduates are employed in this manner and understand what comprises this work style.

Student's Initials: _____ Date: _____
Only initial after you have had sufficient time to read and understand the information.



License Examination Passage Rates (includes data for the two calendar years prior to reporting)

Table with 6 columns: Calendar Year, Number of Graduates in Calendar Year, Number of Graduates Taking Exam, Number Who Passed First Available Exam, Number Who Failed First Available Exam, Passage Rate. Rows for 2016 and 2017.

No state agency licensure examination is required for the employment of graduates of this program.

Salary and Wage Information (includes data for the two calendar years prior to reporting)

Annual salary and wages reported for graduates employed in the field.

Table with 13 columns: Calendar Year, Graduates Available for Employment, Graduates Employed in Field, and salary brackets from \$10,001-\$15,000 to \$50,001+, plus No Salary Information Reported.

A list of sources used to substantiate salary disclosures is available from the school. The institution verifies graduate employment and salary information through employer verifications or student attestations. Additionally, a student may obtain salary information by visiting the Bureau of Labor Statistics website at: https://www.bls.gov/

Student's Initials: _____ Date: _____

Initial only after you have had sufficient time to read and understand the information.

Cost of Educational Program

Total charges for the program for students completing on-time in 2017: \$19,900. Additional charges may be incurred if the program is not completed on-time.

Student's Initials: _____ Date: _____

Initial only after you have had sufficient time to read and understand the information.



Federal Student Loan Debt

Most recent three year cohort default rate, as reported by the United State Department of Education. ¹	The percentage of enrolled students in 2017 receiving federal student loans to pay for this program.	The average amount of federal student loan debt of 2017 graduates who took out federal student loans at this institution.	The percentage of graduates in 2017 with federal student loans as calculated by the institution.
14.3%	96%	\$8,551	98%

¹The percentage of students who defaulted on their federal student loans is called the Cohort Default Rate (CDR). It shows the percentage of this school’s students who were more than 270 days (9 months) behind on their federal student loans within three years of when the first payment was due. This is the most recent CDR reported by the U.S. Department of Education.

Student’s Initials: _____ **Date:** _____

Initial only after you have had sufficient time to read and understand the information.

This fact sheet is filed with the Bureau for Private Postsecondary Education. Regardless of any information you may have relating to completion rates, placement rates, starting salaries, or license exam passage rates, this fact sheet contains the information as calculated pursuant to state law.

Any questions a student may have regarding this fact sheet that have not been satisfactorily answered by the institution may be directed to the Bureau for Private Postsecondary Education at 2535 Capitol Oaks Drive, Suite 400, Sacramento, CA 95833, www.bppe.ca.gov, toll-free telephone number (888) 370-7589 or by fax (916) 263-1897.

Student Name - Print

Student Signature

Date

School Official

Date



Definitions

- “Number of Students Who Began the Program” means the number of students who began a program who were scheduled to complete the program within 100% of the published program length within the reporting calendar year and excludes all students who cancelled during the cancellation period.
- “Students Available for Graduation” is the number of students who began the program minus the number of students who have died, been incarcerated, or been called to active military duty.
- “Number of On-time Graduates” is the number of students who completed the program within 100% of the published program length within the reporting calendar year.
- “On-time Completion Rate” is the number of on-time graduates divided by the number of students available for graduation.
- “150% Graduates” is the number of students who completed the program within 150% of the program length (includes on-time graduates).
- “150% Completion Rate” is the number of students who completed the program in the reported calendar year within 150% of the published program length, including on-time graduates, divided by the number of students available for graduation.
- “Graduates Available for Employment” means the number of graduates minus the number of graduates unavailable for employment.
- “Graduates Unavailable for Employment” means the graduates who, after graduation, die, become incarcerated, are called to active military duty, are international students that leave the United States or do not have a visa allowing employment in the United States, or are continuing their education in an accredited or bureau-approved postsecondary institution.
- “Graduates Employed in the Field” means graduates who beginning within six months after a student completes the applicable educational program are gainfully employed, whose employment has been reported, and for whom the institution has documented verification of employment. For occupations for which the state requires passing an examination, the six months period begins after the announcement of the examination results for the first examination available after a student completes an applicable educational program.
- “Placement Rate Employed in the Field” is calculated by dividing the number of graduates gainfully employed in the field by the number of graduates available for employment.
- “Number of Graduates Taking Exam” is the number of graduates who took the first available exam in the reported calendar year.
- “First Available Exam Date” is the date for the first available exam after a student completed a program.
- “Passage Rate” is calculated by dividing the number of graduates who passed the exam by the number of graduates who took the reported licensing exam.
- “Number Who Passed First Available Exam” is the number of graduates who took and passed the first available licensing exam after completing the program.
- “Salary” is as reported by graduate or graduate’s employer.
- “No Salary Information Reported” is the number of graduates for whom, after making reasonable attempts, the school was not able to obtain salary information.



STUDENT'S RIGHT TO CANCEL


California Education Code Section 94919 (d), provides that the student has the right to cancel and obtain a refund of charges paid (excluding the registration fee) through attendance at the first class session, or the seventh day after enrollment, whichever is later. In accordance with California Education Code Section 94919(d), the institution's policy is that all new and re-entry students have the right to cancel the enrollment agreement until midnight of the seventh (7) day from the scheduled start date of the first module not including holidays (but does include weekends and in-service days). In accordance with California Education Code Section 94919(b), Students shall notify the school in writing of the cancellation of their enrollment agreement ("Notice of Cancellation"). If the Notice of Cancellation is received by mail, it is effective when deposited in the mail properly addressed with postage prepaid. A student may cancel the enrollment agreement in the event the school cancels the program. All monies paid (with the exception of the registration Fee), will be returned to the student within thirty (30) days after either the school receives the applicant's Notice of Cancellation; or if the school cancels this agreement as described below.

A cancellation determination will be made by the institution for new and re-entry students on or before midnight of the fourteenth (14) consecutive calendar day from the scheduled start date of the first module (for re-entry students, it is the first module in which the student is enrolled upon returning to school), not including school-scheduled holidays and school-scheduled breaks (winter, spring, and summer breaks only) based on the following criteria:

1. Violation of the Student Code of Conduct.
2. Unable to obtain proof of high school graduation or equivalent.
3. Incomplete arrangements to fulfill financial obligations.

All new students whose Last Day of Attendance (LDA) falls on or before midnight of the fourteenth (14) consecutive calendar day from the scheduled start date of the first module, not including school-scheduled breaks (winter, spring, and summer breaks only) and any holidays published in the academic calendar in the catalog, will be assigned the status "Early Withdrawal" (EW). The determination date for "EW" will fall on the 14th absence consecutive calendar day from the student's LDA not including school-scheduled breaks (winter, spring, and summer breaks only) and any school-scheduled holidays, when the "EW" status will be automatically assigned by Electronic Student Database.

Note: Cancellations and Early Withdrawals will result in all charges being reversed with the exception of the registration fee which is non-refundable. The registration fee will be returned to all students who cancel their enrollment within three (3) business days from the date the enrollment agreement was signed at the following locations: Bakersfield, Fresno, Gardena, Riverside and Sacramento. In the event where the school cancels the program, any registration fees paid by the student will be refunded.





**SCHOOL PERFORMANCE FACT SHEET
 CALENDAR YEARS 2016 & 2017**

Heating Ventilation and Air Conditioning - 36 Weeks

On-Time Completion Rates (Graduation Rates)

Includes data for the two calendar years prior to reporting.

Calendar Year	Number of Students Who Began the Program	Students Available for Graduation	Number of On-Time Graduates	On-Time Completion Rate
2016	0	0	0	0
2017	65	65	18	27%

Student's Initials: _____ Date: _____

Initial only after you have had sufficient time to read and understand the information.

Students Completing Within 150% of the Published Program Length

Calendar Year	Number of Students Who Began the Program	Students Available for Graduation	150% Graduates	150% Completion Rate
2016	0	0	0	0
2017	65	65	36	55%

Student's Initials: _____ Date: _____

Initial only after you have had sufficient time to read and understand the information.



Job Placement Rates (includes data for the two calendar years prior to reporting)

Calendar Year	Number of Students Who Began Program	Number of Graduates	Graduates Available for Employment	Graduates Employed in the Field	Placement Rate % Employed in the Field
2016	0	N/A*	N/A*	N/A*	N/A*
2017	65	38	38	17	45%

*Note: * Because of the change in the Bureaus reporting regulations, which became effective on July 14, 2016, this institution was not required to collect the data for its 2016 and prior graduates.*

You may obtain from the institution a list of the employment positions determined to be in the field for which a student received education and training. A copy of such listing is available in the school catalog posted at <http://www.uei.edu/>

Gainfully Employed Categories (includes data for the two calendar years prior to reporting)

Part-Time vs. Full-Time Employment

Calendar Year	Graduates Employed in the Field 20-29 Hours Per Week	Graduates Employed in the Field at Least 30 Hours Per Week	Total Graduates Employed in the Field
2016	N/A*	N/A*	N/A*
2017	0	17	17

Single Position vs. Concurrent Aggregated Position

Calendar Year	Graduates Employed in the Field in a Single Position	Graduates Employed in the Field in Concurrent Aggregated Positions	Total Graduates Employed in the Field
2016	N/A*	N/A*	N/A*
2017	17	0	17



Self-Employed / Freelance Positions

Calendar Year	Graduates Employed who are Self-Employed or Working Freelance	Total Graduates Employed in the Field
2016	N/A*	N/A*
2017	0	17

Institutional Employment

Calendar Year	Graduates Employed in the Field who are Employed by the Institution, an Employer Owned by the Institution, or an Employer who Shares Ownership with the Institution.	Total Graduates Employed in the Field
2016	N/A*	N/A*
2017	0	17

Student's Initials: _____ **Date:** _____

Initial only after you have had sufficient time to read and understand the information.

Self-Employed / Freelance Positions

This program may result in freelance or self-employment.

- The work available to graduates of this program is usually for freelance or self-employment.
- This type of work may not be consistent.
- The period of employment can range from one day to weeks to several months.
- Hours worked in a day or week may be more or less than the traditional 8 hour work day or 40 hour work week.
- You can expect to spend unpaid time expanding your networks, advertising, promoting your services, or honing your skills.
- Once graduates begin to work freelance or are self-employed, they will be asked to provide documentation that they are employed as such so that they may be counted as placed for our job placement records.
- Students initialing this disclosure understand that either a majority or all of this school's graduates are employed in this manner and understand what comprises this work style.

Student's Initials: _____ **Date:** _____

Only initial after you have had sufficient time to read and understand the information.



License Examination Passage Rates (includes data for the two calendar years prior to reporting)

Calendar Year	Number of Graduates in Calendar Year	Number of Graduates Taking Exam	Number Who Passed First Available Exam	Number Who Failed First Available Exam	Passage Rate
2016	N/A	N/A	N/A	N/A	N/A
2017	N/A	N/A	N/A	N/A	N/A

No state agency licensure examination is required for the employment of graduates of this program.

Salary and Wage Information (includes data for the two calendar years prior to reporting)

Annual salary and wages reported for graduates employed in the field.

Calendar Year	Graduates Available for Employment	Graduates Employed in Field	\$10,001-\$15,000	\$15,001-\$20,000	\$20,001-\$25,000	\$25,001-\$30,000	\$30,001-\$35,000	\$35,001-\$40,000	\$40,001-\$45,000	\$45,001-\$50,000	\$50,001+	No Salary Information Reported
2016	N/A*	N/A*	N/A*	N/A*	N/A*	N/A*	N/A*	N/A*	N/A*	N/A*	N/A*	N/A*
2017	38	17	0	0	0	5	6	5	0	0	1	0

A list of sources used to substantiate salary disclosures is available from the school. The institution verifies graduate employment and salary information through employer verifications or student attestations. Additionally, a student may obtain salary information by visiting the Bureau of Labor Statistics website at: <https://www.bls.gov/>

Student's Initials: _____ Date: _____

Initial only after you have had sufficient time to read and understand the information.

Cost of Educational Program

Total charges for the program for students completing on-time in 2017: \$19,900. Additional charges may be incurred if the program is not completed on-time.

Student's Initials: _____ Date: _____

Initial only after you have had sufficient time to read and understand the information.



Federal Student Loan Debt

Most recent three year cohort default rate, as reported by the United State Department of Education. ¹	The percentage of enrolled students in 2017 receiving federal student loans to pay for this program.	The average amount of federal student loan debt of 2017 graduates who took out federal student loans at this institution.	The percentage of graduates in 2017 with federal student loans as calculated by the institution.
14.3%	100%	\$8,551	98%

¹The percentage of students who defaulted on their federal student loans is called the Cohort Default Rate (CDR). It shows the percentage of this school’s students who were more than 270 days (9 months) behind on their federal student loans within three years of when the first payment was due. This is the most recent CDR reported by the U.S. Department of Education.

Student’s Initials: _____ **Date:** _____

Initial only after you have had sufficient time to read and understand the information.

This fact sheet is filed with the Bureau for Private Postsecondary Education. Regardless of any information you may have relating to completion rates, placement rates, starting salaries, or license exam passage rates, this fact sheet contains the information as calculated pursuant to state law.

Any questions a student may have regarding this fact sheet that have not been satisfactorily answered by the institution may be directed to the Bureau for Private Postsecondary Education at 2535 Capitol Oaks Drive, Suite 400, Sacramento, CA 95833, www.bppe.ca.gov, toll-free telephone number (888) 370-7589 or by fax (916) 263-1897.

Student Name - Print

Student Signature

Date

School Official

Date



Definitions

- “Number of Students Who Began the Program” means the number of students who began a program who were scheduled to complete the program within 100% of the published program length within the reporting calendar year and excludes all students who cancelled during the cancellation period.
- “Students Available for Graduation” is the number of students who began the program minus the number of students who have died, been incarcerated, or been called to active military duty.
- “Number of On-time Graduates” is the number of students who completed the program within 100% of the published program length within the reporting calendar year.
- “On-time Completion Rate” is the number of on-time graduates divided by the number of students available for graduation.
- “150% Graduates” is the number of students who completed the program within 150% of the program length (includes on-time graduates).
- “150% Completion Rate” is the number of students who completed the program in the reported calendar year within 150% of the published program length, including on-time graduates, divided by the number of students available for graduation.
- “Graduates Available for Employment” means the number of graduates minus the number of graduates unavailable for employment.
- “Graduates Unavailable for Employment” means the graduates who, after graduation, die, become incarcerated, are called to active military duty, are international students that leave the United States or do not have a visa allowing employment in the United States, or are continuing their education in an accredited or bureau-approved postsecondary institution.
- “Graduates Employed in the Field” means graduates who beginning within six months after a student completes the applicable educational program are gainfully employed, whose employment has been reported, and for whom the institution has documented verification of employment. For occupations for which the state requires passing an examination, the six months period begins after the announcement of the examination results for the first examination available after a student completes an applicable educational program.
- “Placement Rate Employed in the Field” is calculated by dividing the number of graduates gainfully employed in the field by the number of graduates available for employment.
- “Number of Graduates Taking Exam” is the number of graduates who took the first available exam in the reported calendar year.
- “First Available Exam Date” is the date for the first available exam after a student completed a program.
- “Passage Rate” is calculated by dividing the number of graduates who passed the exam by the number of graduates who took the reported licensing exam.
- “Number Who Passed First Available Exam” is the number of graduates who took and passed the first available licensing exam after completing the program.
- “Salary” is as reported by graduate or graduate’s employer.
- “No Salary Information Reported” is the number of graduates for whom, after making reasonable attempts, the school was not able to obtain salary information.



STUDENT'S RIGHT TO CANCEL

California Education Code Section 94919 (d), provides that the student has the right to cancel and obtain a refund of charges paid (excluding the registration fee) through attendance at the first class session, or the seventh day after enrollment, whichever is later. In accordance with California Education Code Section 94919(d), the institution's policy is that all new and re-entry students have the right to cancel the enrollment agreement until midnight of the seventh (7) day from the scheduled start date of the first module not including holidays (but does include weekends and in-service days). In accordance with California Education Code Section 94919(b), Students shall notify the school in writing of the cancellation of their enrollment agreement ("Notice of Cancellation"). If the Notice of Cancellation is received by mail, it is effective when deposited in the mail properly addressed with postage prepaid. A student may cancel the enrollment agreement in the event the school cancels the program. All monies paid (with the exception of the registration Fee), will be returned to the student within thirty (30) days after either the school receives the applicant's Notice of Cancellation; or if the school cancels this agreement as described below.

A cancellation determination will be made by the institution for new and re-entry students on or before midnight of the fourteenth (14) consecutive calendar day from the scheduled start date of the first module (for re-entry students, it is the first module in which the student is enrolled upon returning to school), not including school-scheduled holidays and school-scheduled breaks (winter, spring, and summer breaks only) based on the following criteria:

1. Violation of the Student Code of Conduct.
2. Unable to obtain proof of high school graduation or equivalent.
3. Incomplete arrangements to fulfill financial obligations.

All new students whose Last Day of Attendance (LDA) falls on or before midnight of the fourteenth (14) consecutive calendar day from the scheduled start date of the first module, not including school-scheduled breaks (winter, spring, and summer breaks only) and any holidays published in the academic calendar in the catalog, will be assigned the status "Early Withdrawal" (EW). The determination date for "EW" will fall on the 14th absence consecutive calendar day from the student's LDA not including school-scheduled breaks (winter, spring, and summer breaks only) and any school-scheduled holidays, when the "EW" status will be automatically assigned by Electronic Student Database.

Note: Cancellations and Early Withdrawals will result in all charges being reversed with the exception of the registration fee which is non-refundable. The registration fee will be returned to all students who cancel their enrollment within three (3) business days from the date the enrollment agreement was signed at the following locations: Bakersfield, Fresno, Gardena, Riverside and Sacramento. In the event where the school cancels the program, any registration fees paid by the student will be refunded.





**SCHOOL PERFORMANCE FACT SHEET
 CALENDAR YEARS 2016 & 2017**

Medical Assistant - 34 Weeks

On-Time Completion Rates (Graduation Rates)

Includes data for the two calendar years prior to reporting.

Calendar Year	Number of Students Who Began the Program	Students Available for Graduation	Number of On-Time Graduates	On-Time Completion Rate
2016	340	340	102	30%
2017	279	279	49	17%

Student's Initials: _____ Date: _____

Initial only after you have had sufficient time to read and understand the information.

Students Completing Within 150% of the Published Program Length

Calendar Year	Number of Students Who Began the Program	Students Available for Graduation	150% Graduates	150% Completion Rate
2016	340	340	241	71%
2017	279	279	178	63%

Student's Initials: _____ Date: _____

Initial only after you have had sufficient time to read and understand the information.



Job Placement Rates (includes data for the two calendar years prior to reporting)

Calendar Year	Number of Students Who Began Program	Number of Graduates	Graduates Available for Employment	Graduates Employed in the Field	Placement Rate % Employed in the Field
2016	340	N/A*	N/A*	N/A*	N/A*
2017	279	189	188	113	60%

*Note: * Because of the change in the Bureaus reporting regulations, which became effective on July 14, 2016, this institution was not required to collect the data for its 2016 and prior graduates.*

You may obtain from the institution a list of the employment positions determined to be in the field for which a student received education and training. A copy of such listing is available in the school catalog posted at [http://www.uei.edu/](http://www.uei.edu)

Gainfully Employed Categories (includes data for the two calendar years prior to reporting)

Part-Time vs. Full-Time Employment

Calendar Year	Graduates Employed in the Field 20-29 Hours Per Week	Graduates Employed in the Field at Least 30 Hours Per Week	Total Graduates Employed in the Field
2016	N/A*	N/A*	N/A*
2017	26	87	113

Single Position vs. Concurrent Aggregated Position

Calendar Year	Graduates Employed in the Field in a Single Position	Graduates Employed in the Field in Concurrent Aggregated Positions	Total Graduates Employed in the Field
2016	N/A*	N/A*	N/A*
2017	113	0	113



Self-Employed / Freelance Positions

Calendar Year	Graduates Employed who are Self-Employed or Working Freelance	Total Graduates Employed in the Field
2016	N/A*	N/A*
2017	0	113

Institutional Employment

Calendar Year	Graduates Employed in the Field who are Employed by the Institution, an Employer Owned by the Institution, or an Employer who Shares Ownership with the Institution.	Total Graduates Employed in the Field
2016	N/A*	N/A*
2017	0	113

Student's Initials: _____ **Date:** _____

Initial only after you have had sufficient time to read and understand the information.

Self-Employed / Freelance Positions

This program may result in freelance or self-employment.

- The work available to graduates of this program is usually for freelance or self-employment.
- This type of work may not be consistent.
- The period of employment can range from one day to weeks to several months.
- Hours worked in a day or week may be more or less than the traditional 8 hour work day or 40 hour work week.
- You can expect to spend unpaid time expanding your networks, advertising, promoting your services, or honing your skills.
- Once graduates begin to work freelance or are self-employed, they will be asked to provide documentation that they are employed as such so that they may be counted as placed for our job placement records.
- Students initialing this disclosure understand that either a majority or all of this school's graduates are employed in this manner and understand what comprises this work style.

Student's Initials: _____ **Date:** _____

Only initial after you have had sufficient time to read and understand the information.



License Examination Passage Rates *(includes data for the two calendar years prior to reporting)*

Calendar Year	Number of Graduates in Calendar Year	Number of Graduates Taking Exam	Number Who Passed First Available Exam	Number Who Failed First Available Exam	Passage Rate
2016	N/A	N/A	N/A	N/A	N/A
2017	N/A	N/A	N/A	N/A	N/A

No state agency licensure examination is required for the employment of graduates of this program.

Salary and Wage Information *(includes data for the two calendar years prior to reporting)*

Annual salary and wages reported for graduates employed in the field.

Calendar Year	Graduates Available for Employment	Graduates Employed in Field	\$10,001-\$15,000	\$15,001-\$20,000	\$20,001-\$25,000	\$25,001-\$30,000	\$30,001-\$35,000	\$35,001-\$40,000	\$40,001-\$45,000	\$45,001-\$50,000	\$50,001+	No Salary Information Reported
2016	N/A*	N/A*	N/A*	N/A*	N/A*	N/A*	N/A*	N/A*	N/A*	N/A*	N/A*	N/A*
2017	188	113	17	6	67	15	2	0	0	0	0	6

A list of sources used to substantiate salary disclosures is available from the school. The institution verifies graduate employment and salary information through employer verifications or student attestations. Additionally, a student may obtain salary information by visiting the Bureau of Labor Statistics website at: <https://www.bls.gov>

Student's Initials: _____ Date: _____

Initial only after you have had sufficient time to read and understand the information.

Cost of Educational Program

Total charges for the program for students completing on-time in 2017: \$19,900. Additional charges may be incurred if the program is not completed on-time.

Student's Initials: _____ Date: _____

Initial only after you have had sufficient time to read and understand the information.



Federal Student Loan Debt

Most recent three year cohort default rate, as reported by the United State Department of Education. ¹	The percentage of enrolled students in 2017 receiving federal student loans to pay for this program.	The average amount of federal student loan debt of 2017 graduates who took out federal student loans at this institution.	The percentage of graduates in 2017 with federal student loans as calculated by the institution.
14.3%	97%	\$8,551	98%

¹The percentage of students who defaulted on their federal student loans is called the Cohort Default Rate (CDR). It shows the percentage of this school’s students who were more than 270 days (9 months) behind on their federal student loans within three years of when the first payment was due. This is the most recent CDR reported by the U.S. Department of Education.

Student’s Initials: _____ **Date:** _____

Initial only after you have had sufficient time to read and understand the information.

This fact sheet is filed with the Bureau for Private Postsecondary Education. Regardless of any information you may have relating to completion rates, placement rates, starting salaries, or license exam passage rates, this fact sheet contains the information as calculated pursuant to state law.

Any questions a student may have regarding this fact sheet that have not been satisfactorily answered by the institution may be directed to the Bureau for Private Postsecondary Education at 2535 Capitol Oaks Drive, Suite 400, Sacramento, CA 95833, www.bppe.ca.gov, toll-free telephone number (888) 370-7589 or by fax (916) 263-1897.

Student Name - Print

Student Signature

Date

School Official

Date



Definitions

- “Number of Students Who Began the Program” means the number of students who began a program who were scheduled to complete the program within 100% of the published program length within the reporting calendar year and excludes all students who cancelled during the cancellation period.
- “Students Available for Graduation” is the number of students who began the program minus the number of students who have died, been incarcerated, or been called to active military duty.
- “Number of On-time Graduates” is the number of students who completed the program within 100% of the published program length within the reporting calendar year.
- “On-time Completion Rate” is the number of on-time graduates divided by the number of students available for graduation.
- “150% Graduates” is the number of students who completed the program within 150% of the program length (includes on-time graduates).
- “150% Completion Rate” is the number of students who completed the program in the reported calendar year within 150% of the published program length, including on-time graduates, divided by the number of students available for graduation.
- “Graduates Available for Employment” means the number of graduates minus the number of graduates unavailable for employment.
- “Graduates Unavailable for Employment” means the graduates who, after graduation, die, become incarcerated, are called to active military duty, are international students that leave the United States or do not have a visa allowing employment in the United States, or are continuing their education in an accredited or bureau-approved postsecondary institution.
- “Graduates Employed in the Field” means graduates who beginning within six months after a student completes the applicable educational program are gainfully employed, whose employment has been reported, and for whom the institution has documented verification of employment. For occupations for which the state requires passing an examination, the six months period begins after the announcement of the examination results for the first examination available after a student completes an applicable educational program.
- “Placement Rate Employed in the Field” is calculated by dividing the number of graduates gainfully employed in the field by the number of graduates available for employment.
- “Number of Graduates Taking Exam” is the number of graduates who took the first available exam in the reported calendar year.
- “First Available Exam Date” is the date for the first available exam after a student completed a program.
- “Passage Rate” is calculated by dividing the number of graduates who passed the exam by the number of graduates who took the reported licensing exam.
- “Number Who Passed First Available Exam” is the number of graduates who took and passed the first available licensing exam after completing the program.
- “Salary” is as reported by graduate or graduate’s employer.
- “No Salary Information Reported” is the number of graduates for whom, after making reasonable attempts, the school was not able to obtain salary information.



STUDENT'S RIGHT TO CANCEL

California Education Code Section 94919 (d), provides that the student has the right to cancel and obtain a refund of charges paid (excluding the registration fee) through attendance at the first class session, or the seventh day after enrollment, whichever is later. In accordance with California Education Code Section 94919(d), the institution's policy is that all new and re-entry students have the right to cancel the enrollment agreement until midnight of the seventh (7) day from the scheduled start date of the first module not including holidays (but does include weekends and in-service days). In accordance with California Education Code Section 94919(b), Students shall notify the school in writing of the cancellation of their enrollment agreement ("Notice of Cancellation"). If the Notice of Cancellation is received by mail, it is effective when deposited in the mail properly addressed with postage prepaid. A student may cancel the enrollment agreement in the event the school cancels the program. All monies paid (with the exception of the registration Fee), will be returned to the student within thirty (30) days after either the school receives the applicant's Notice of Cancellation; or if the school cancels this agreement as described below.

A cancellation determination will be made by the institution for new and re-entry students on or before midnight of the fourteenth (14) consecutive calendar day from the scheduled start date of the first module (for re-entry students, it is the first module in which the student is enrolled upon returning to school), not including school-scheduled holidays and school-scheduled breaks (winter, spring, and summer breaks only) based on the following criteria:

1. Violation of the Student Code of Conduct.
2. Unable to obtain proof of high school graduation or equivalent.
3. Incomplete arrangements to fulfill financial obligations.

All new students whose Last Day of Attendance (LDA) falls on or before midnight of the fourteenth (14) consecutive calendar day from the scheduled start date of the first module, not including school-scheduled breaks (winter, spring, and summer breaks only) and any holidays published in the academic calendar in the catalog, will be assigned the status "Early Withdrawal" (EW). The determination date for "EW" will fall on the 14th absence consecutive calendar day from the student's LDA not including school-scheduled breaks (winter, spring, and summer breaks only) and any school-scheduled holidays, when the "EW" status will be automatically assigned by Electronic Student Database.

Note: Cancellations and Early Withdrawals will result in all charges being reversed with the exception of the registration fee which is non-refundable. The registration fee will be returned to all students who cancel their enrollment within three (3) business days from the date the enrollment agreement was signed at the following locations: Bakersfield, Fresno, Gardena, Riverside and Sacramento. In the event where the school cancels the program, any registration fees paid by the student will be refunded.





**SCHOOL PERFORMANCE FACT SHEET
 CALENDAR YEARS 2016 & 2017**

Medical Office Specialist - 34 Weeks

On-Time Completion Rates (Graduation Rates)

Includes data for the two calendar years prior to reporting.

Calendar Year	Number of Students Who Began the Program	Students Available for Graduation	Number of On-Time Graduates	On-Time Completion Rate
2016	47	46	5	11%
2017	32	32	5	15%

Student's Initials: _____ Date: _____

Initial only after you have had sufficient time to read and understand the information.

Students Completing Within 150% of the Published Program Length

Calendar Year	Number of Students Who Began the Program	Students Available for Graduation	150% Graduates	150% Completion Rate
2016	47	46	29	63%
2017	32	32	22	68%

Student's Initials: _____ Date: _____

Initial only after you have had sufficient time to read and understand the information.



Job Placement Rates (includes data for the two calendar years prior to reporting)

Calendar Year	Number of Students Who Began Program	Number of Graduates	Graduates Available for Employment	Graduates Employed in the Field	Placement Rate % Employed in the Field
2016	47	N/A*	N/A*	N/A*	N/A*
2017	32	23	23	15	65%

*Note: * Because of the change in the Bureaus reporting regulations, which became effective on July 14, 2016, this institution was not required to collect the data for its 2016 and prior graduates.*

You may obtain from the institution a list of the employment positions determined to be in the field for which a student received education and training. A copy of such listing is available in the school catalog posted at [http://www.uei.edu/](http://www.uei.edu)

Gainfully Employed Categories (includes data for the two calendar years prior to reporting)

Part-Time vs. Full-Time Employment

Calendar Year	Graduates Employed in the Field 20-29 Hours Per Week	Graduates Employed in the Field at Least 30 Hours Per Week	Total Graduates Employed in the Field
2016	N/A*	N/A*	N/A*
2017	1	14	15

Single Position vs. Concurrent Aggregated Position

Calendar Year	Graduates Employed in the Field in a Single Position	Graduates Employed in the Field in Concurrent Aggregated Positions	Total Graduates Employed in the Field
2016	N/A*	N/A*	N/A*
2017	15	0	15



Self-Employed / Freelance Positions

Calendar Year	Graduates Employed who are Self-Employed or Working Freelance	Total Graduates Employed in the Field
2016	N/A*	N/A*
2017	0	15

Institutional Employment

Calendar Year	Graduates Employed in the Field who are Employed by the Institution, an Employer Owned by the Institution, or an Employer who Shares Ownership with the Institution.	Total Graduates Employed in the Field
2016	N/A*	N/A*
2017	0	15

Student's Initials: _____ Date: _____
Initial only after you have had sufficient time to read and understand the information.

Self-Employed / Freelance Positions

This program may result in freelance or self-employment.

- The work available to graduates of this program is usually for freelance or self-employment.
- This type of work may not be consistent.
- The period of employment can range from one day to weeks to several months.
- Hours worked in a day or week may be more or less than the traditional 8 hour work day or 40 hour work week.
- You can expect to spend unpaid time expanding your networks, advertising, promoting your services, or honing your skills.
- Once graduates begin to work freelance or are self-employed, they will be asked to provide documentation that they are employed as such so that they may be counted as placed for our job placement records.
- Students initialing this disclosure understand that either a majority or all of this school's graduates are employed in this manner and understand what comprises this work style.

Student's Initials: _____ Date: _____
Only initial after you have had sufficient time to read and understand the information.



License Examination Passage Rates (includes data for the two calendar years prior to reporting)

Calendar Year	Number of Graduates in Calendar Year	Number of Graduates Taking Exam	Number Who Passed First Available Exam	Number Who Failed First Available Exam	Passage Rate
2016	N/A	N/A	N/A	N/A	N/A
2017	N/A	N/A	N/A	N/A	N/A

No state agency licensure examination is required for the employment of graduates of this program.

Salary and Wage Information (includes data for the two calendar years prior to reporting)

Annual salary and wages reported for graduates employed in the field.

Calendar Year	Graduates Available for Employment	Graduates Employed in Field	\$10,001-\$15,000	\$15,001-\$20,000	\$20,001-\$25,000	\$25,001-\$30,000	\$30,001-\$35,000	\$35,001-\$40,000	\$40,001-\$45,000	\$45,001-\$50,000	\$50,001+	No Salary Information Reported
2016	N/A*	N/A*	N/A*	N/A*	N/A*	N/A*	N/A*	N/A*	N/A*	N/A*	N/A*	N/A*
2017	23	15	0	0	10	1	2	0	0	0	0	2

A list of sources used to substantiate salary disclosures is available from the school. The institution verifies graduate employment and salary information through employer verifications or student attestations. Additionally, a student may obtain salary information by visiting the Bureau of Labor Statistics website at: <https://www.bls.gov/>

Student's Initials: _____ Date: _____

Initial only after you have had sufficient time to read and understand the information.

Cost of Educational Program

Total charges for the program for students completing on-time in 2017: \$19,900. Additional charges may be incurred if the program is not completed on-time.

Student's Initials: _____ Date: _____

Initial only after you have had sufficient time to read and understand the information.



Federal Student Loan Debt

Most recent three year cohort default rate, as reported by the United State Department of Education. ¹	The percentage of enrolled students in 2017 receiving federal student loans to pay for this program.	The average amount of federal student loan debt of 2017 graduates who took out federal student loans at this institution.	The percentage of graduates in 2017 with federal student loans as calculated by the institution.
14.3%	100%	\$8,551	98%

¹The percentage of students who defaulted on their federal student loans is called the Cohort Default Rate (CDR). It shows the percentage of this school’s students who were more than 270 days (9 months) behind on their federal student loans within three years of when the first payment was due. This is the most recent CDR reported by the U.S. Department of Education.

Student’s Initials: _____ **Date:** _____

Initial only after you have had sufficient time to read and understand the information.

This fact sheet is filed with the Bureau for Private Postsecondary Education. Regardless of any information you may have relating to completion rates, placement rates, starting salaries, or license exam passage rates, this fact sheet contains the information as calculated pursuant to state law.

Any questions a student may have regarding this fact sheet that have not been satisfactorily answered by the institution may be directed to the Bureau for Private Postsecondary Education at 2535 Capitol Oaks Drive, Suite 400, Sacramento, CA 95833, www.bppe.ca.gov, toll-free telephone number (888) 370-7589 or by fax (916) 263-1897.

Student Name - Print

Student Signature

Date

School Official

Date



Definitions

- “Number of Students Who Began the Program” means the number of students who began a program who were scheduled to complete the program within 100% of the published program length within the reporting calendar year and excludes all students who cancelled during the cancellation period.
- “Students Available for Graduation” is the number of students who began the program minus the number of students who have died, been incarcerated, or been called to active military duty.
- “Number of On-time Graduates” is the number of students who completed the program within 100% of the published program length within the reporting calendar year.
- “On-time Completion Rate” is the number of on-time graduates divided by the number of students available for graduation.
- “150% Graduates” is the number of students who completed the program within 150% of the program length (includes on-time graduates).
- “150% Completion Rate” is the number of students who completed the program in the reported calendar year within 150% of the published program length, including on-time graduates, divided by the number of students available for graduation.
- “Graduates Available for Employment” means the number of graduates minus the number of graduates unavailable for employment.
- “Graduates Unavailable for Employment” means the graduates who, after graduation, die, become incarcerated, are called to active military duty, are international students that leave the United States or do not have a visa allowing employment in the United States, or are continuing their education in an accredited or bureau-approved postsecondary institution.
- “Graduates Employed in the Field” means graduates who beginning within six months after a student completes the applicable educational program are gainfully employed, whose employment has been reported, and for whom the institution has documented verification of employment. For occupations for which the state requires passing an examination, the six months period begins after the announcement of the examination results for the first examination available after a student completes an applicable educational program.
- “Placement Rate Employed in the Field” is calculated by dividing the number of graduates gainfully employed in the field by the number of graduates available for employment.
- “Number of Graduates Taking Exam” is the number of graduates who took the first available exam in the reported calendar year.
- “First Available Exam Date” is the date for the first available exam after a student completed a program.
- “Passage Rate” is calculated by dividing the number of graduates who passed the exam by the number of graduates who took the reported licensing exam.
- “Number Who Passed First Available Exam” is the number of graduates who took and passed the first available licensing exam after completing the program.
- “Salary” is as reported by graduate or graduate’s employer.
- “No Salary Information Reported” is the number of graduates for whom, after making reasonable attempts, the school was not able to obtain salary information.



STUDENT'S RIGHT TO CANCEL


California Education Code Section 94919 (d), provides that the student has the right to cancel and obtain a refund of charges paid (excluding the registration fee) through attendance at the first class session, or the seventh day after enrollment, whichever is later. In accordance with California Education Code Section 94919(d), the institution's policy is that all new and re-entry students have the right to cancel the enrollment agreement until midnight of the seventh (7) day from the scheduled start date of the first module not including holidays (but does include weekends and in-service days). In accordance with California Education Code Section 94919(b), Students shall notify the school in writing of the cancellation of their enrollment agreement ("Notice of Cancellation"). If the Notice of Cancellation is received by mail, it is effective when deposited in the mail properly addressed with postage prepaid. A student may cancel the enrollment agreement in the event the school cancels the program. All monies paid (with the exception of the registration Fee), will be returned to the student within thirty (30) days after either the school receives the applicant's Notice of Cancellation; or if the school cancels this agreement as described below.

A cancellation determination will be made by the institution for new and re-entry students on or before midnight of the fourteenth (14) consecutive calendar day from the scheduled start date of the first module (for re-entry students, it is the first module in which the student is enrolled upon returning to school), not including school-scheduled holidays and school-scheduled breaks (winter, spring, and summer breaks only) based on the following criteria:

1. Violation of the Student Code of Conduct.
2. Unable to obtain proof of high school graduation or equivalent.
3. Incomplete arrangements to fulfill financial obligations.

All new students whose Last Day of Attendance (LDA) falls on or before midnight of the fourteenth (14) consecutive calendar day from the scheduled start date of the first module, not including school-scheduled breaks (winter, spring, and summer breaks only) and any holidays published in the academic calendar in the catalog, will be assigned the status "Early Withdrawal" (EW). The determination date for "EW" will fall on the 14th absence consecutive calendar day from the student's LDA not including school-scheduled breaks (winter, spring, and summer breaks only) and any school-scheduled holidays, when the "EW" status will be automatically assigned by Electronic Student Database.

Note: Cancellations and Early Withdrawals will result in all charges being reversed with the exception of the registration fee which is non-refundable. The registration fee will be returned to all students who cancel their enrollment within three (3) business days from the date the enrollment agreement was signed at the following locations: Bakersfield, Fresno, Gardena, Riverside and Sacramento. In the event where the school cancels the program, any registration fees paid by the student will be refunded.





**SCHOOL PERFORMANCE FACT SHEET
 CALENDAR YEARS 2016 & 2017**

Business Office Administration - 34 Weeks

On-Time Completion Rates (Graduation Rates)

Includes data for the two calendar years prior to reporting.

Calendar Year	Number of Students Who Began the Program	Students Available for Graduation	Number of On-Time Graduates	On-Time Completion Rate
2016	65	65	5	8%
2017	50	49	9	18%

Student's Initials: _____ Date: _____

Initial only after you have had sufficient time to read and understand the information.

Students Completing Within 150% of the Published Program Length

Calendar Year	Number of Students Who Began the Program	Students Available for Graduation	150% Graduates	150% Completion Rate
2016	65	65	37	57%
2017	50	49	24	48%

Student's Initials: _____ Date: _____

Initial only after you have had sufficient time to read and understand the information.



Job Placement Rates (includes data for the two calendar years prior to reporting)

Calendar Year	Number of Students Who Began Program	Number of Graduates	Graduates Available for Employment	Graduates Employed in the Field	Placement Rate % Employed in the Field
2016	65	N/A*	N/A*	N/A*	N/A*
2017	50	24	24	14	58%

*Note: * Because of the change in the Bureaus reporting regulations, which became effective on July 14, 2016, this institution was not required to collect the data for its 2016 and prior graduates.*

You may obtain from the institution a list of the employment positions determined to be in the field for which a student received education and training. A copy of such listing is available in the school catalog posted at [http://www.uei.edu/](http://www.uei.edu)

Gainfully Employed Categories (includes data for the two calendar years prior to reporting)

Part-Time vs. Full-Time Employment

Calendar Year	Graduates Employed in the Field 20-29 Hours Per Week	Graduates Employed in the Field at Least 30 Hours Per Week	Total Graduates Employed in the Field
2016	N/A*	N/A*	N/A*
2017	1	13	14

Single Position vs. Concurrent Aggregated Position

Calendar Year	Graduates Employed in the Field in a Single Position	Graduates Employed in the Field in Concurrent Aggregated Positions	Total Graduates Employed in the Field
2016	N/A*	N/A*	N/A*
2017	14	0	14



Self-Employed / Freelance Positions

Calendar Year	Graduates Employed who are Self-Employed or Working Freelance	Total Graduates Employed in the Field
2016	N/A*	N/A*
2017	0	14

Institutional Employment

Calendar Year	Graduates Employed in the Field who are Employed by the Institution, an Employer Owned by the Institution, or an Employer who Shares Ownership with the Institution.	Total Graduates Employed in the Field
2016	N/A*	N/A*
2017	0	14

Student's Initials: _____ **Date:** _____

Initial only after you have had sufficient time to read and understand the information.

Self-Employed / Freelance Positions

This program may result in freelance or self-employment.

- The work available to graduates of this program is usually for freelance or self-employment.
- This type of work may not be consistent.
- The period of employment can range from one day to weeks to several months.
- Hours worked in a day or week may be more or less than the traditional 8 hour work day or 40 hour work week.
- You can expect to spend unpaid time expanding your networks, advertising, promoting your services, or honing your skills.
- Once graduates begin to work freelance or are self-employed, they will be asked to provide documentation that they are employed as such so that they may be counted as placed for our job placement records.
- Students initialing this disclosure understand that either a majority or all of this school's graduates are employed in this manner and understand what comprises this work style.

Student's Initials: _____ **Date:** _____

Only initial after you have had sufficient time to read and understand the information.



License Examination Passage Rates *(includes data for the two calendar years prior to reporting)*

Calendar Year	Number of Graduates in Calendar Year	Number of Graduates Taking Exam	Number Who Passed First Available Exam	Number Who Failed First Available Exam	Passage Rate
2016	N/A	N/A	N/A	N/A	N/A
2017	N/A	N/A	N/A	N/A	N/A

No state agency licensure examination is required for the employment of graduates of this program.

Salary and Wage Information *(includes data for the two calendar years prior to reporting)*

Annual salary and wages reported for graduates employed in the field.

Calendar Year	Graduates Available for Employment	Graduates Employed in Field	\$10,001-\$15,000	\$15,001-\$20,000	\$20,001-\$25,000	\$25,001-\$30,000	\$30,001-\$35,000	\$35,001-\$40,000	\$40,001-\$45,000	\$45,001-\$50,000	\$50,001+	No Salary Information Reported
2016	N/A*	N/A*	N/A*	N/A*	N/A*	N/A*	N/A*	N/A*	N/A*	N/A*	N/A*	N/A*
2017	24	14	1	0	3	7	3	0	0	0	0	0

A list of sources used to substantiate salary disclosures is available from the school. The institution verifies graduate employment and salary information through employer verifications or student attestations. Additionally, a student may obtain salary information by visiting the Bureau of Labor Statistics website at: <https://www.bls.gov/>

Student's Initials: _____ Date: _____

Initial only after you have had sufficient time to read and understand the information.

Cost of Educational Program

Total charges for the program for students completing on-time in 2017: \$19,900. Additional charges may be incurred if the program is not completed on-time.

Student's Initials: _____ Date: _____

Initial only after you have had sufficient time to read and understand the information.



Federal Student Loan Debt

Most recent three year cohort default rate, as reported by the United State Department of Education. ¹	The percentage of enrolled students in 2017 receiving federal student loans to pay for this program.	The average amount of federal student loan debt of 2017 graduates who took out federal student loans at this institution.	The percentage of graduates in 2017 with federal student loans as calculated by the institution.
14.3%	88%	\$8,456	89%

¹The percentage of students who defaulted on their federal student loans is called the Cohort Default Rate (CDR). It shows the percentage of this school’s students who were more than 270 days (9 months) behind on their federal student loans within three years of when the first payment was due. This is the most recent CDR reported by the U.S. Department of Education.

Student’s Initials: _____ **Date:** _____

Initial only after you have had sufficient time to read and understand the information.

This fact sheet is filed with the Bureau for Private Postsecondary Education. Regardless of any information you may have relating to completion rates, placement rates, starting salaries, or license exam passage rates, this fact sheet contains the information as calculated pursuant to state law.

Any questions a student may have regarding this fact sheet that have not been satisfactorily answered by the institution may be directed to the Bureau for Private Postsecondary Education at 2535 Capitol Oaks Drive, Suite 400, Sacramento, CA 95833, www.bppe.ca.gov, toll-free telephone number (888) 370-7589 or by fax (916) 263-1897.

Student Name - Print

Student Signature

Date

School Official

Date



Definitions

- “Number of Students Who Began the Program” means the number of students who began a program who were scheduled to complete the program within 100% of the published program length within the reporting calendar year and excludes all students who cancelled during the cancellation period.
- “Students Available for Graduation” is the number of students who began the program minus the number of students who have died, been incarcerated, or been called to active military duty.
- “Number of On-time Graduates” is the number of students who completed the program within 100% of the published program length within the reporting calendar year.
- “On-time Completion Rate” is the number of on-time graduates divided by the number of students available for graduation.
- “150% Graduates” is the number of students who completed the program within 150% of the program length (includes on-time graduates).
- “150% Completion Rate” is the number of students who completed the program in the reported calendar year within 150% of the published program length, including on-time graduates, divided by the number of students available for graduation.
- “Graduates Available for Employment” means the number of graduates minus the number of graduates unavailable for employment.
- “Graduates Unavailable for Employment” means the graduates who, after graduation, die, become incarcerated, are called to active military duty, are international students that leave the United States or do not have a visa allowing employment in the United States, or are continuing their education in an accredited or bureau-approved postsecondary institution.
- “Graduates Employed in the Field” means graduates who beginning within six months after a student completes the applicable educational program are gainfully employed, whose employment has been reported, and for whom the institution has documented verification of employment. For occupations for which the state requires passing an examination, the six months period begins after the announcement of the examination results for the first examination available after a student completes an applicable educational program.
- “Placement Rate Employed in the Field” is calculated by dividing the number of graduates gainfully employed in the field by the number of graduates available for employment.
- “Number of Graduates Taking Exam” is the number of graduates who took the first available exam in the reported calendar year.
- “First Available Exam Date” is the date for the first available exam after a student completed a program.
- “Passage Rate” is calculated by dividing the number of graduates who passed the exam by the number of graduates who took the reported licensing exam.
- “Number Who Passed First Available Exam” is the number of graduates who took and passed the first available licensing exam after completing the program.
- “Salary” is as reported by graduate or graduate’s employer.
- “No Salary Information Reported” is the number of graduates for whom, after making reasonable attempts, the school was not able to obtain salary information.



STUDENT'S RIGHT TO CANCEL

California Education Code Section 94919 (d), provides that the student has the right to cancel and obtain a refund of charges paid (excluding the registration fee) through attendance at the first class session, or the seventh day after enrollment, whichever is later. In accordance with California Education Code Section 94919(d), the institution's policy is that all new and re-entry students have the right to cancel the enrollment agreement until midnight of the seventh (7) day from the scheduled start date of the first module not including holidays (but does include weekends and in-service days). In accordance with California Education Code Section 94919(b), Students shall notify the school in writing of the cancellation of their enrollment agreement ("Notice of Cancellation"). If the Notice of Cancellation is received by mail, it is effective when deposited in the mail properly addressed with postage prepaid. A student may cancel the enrollment agreement in the event the school cancels the program. All monies paid (with the exception of the registration Fee), will be returned to the student within thirty (30) days after either the school receives the applicant's Notice of Cancellation; or if the school cancels this agreement as described below.

A cancellation determination will be made by the institution for new and re-entry students on or before midnight of the fourteenth (14) consecutive calendar day from the scheduled start date of the first module (for re-entry students, it is the first module in which the student is enrolled upon returning to school), not including school-scheduled holidays and school-scheduled breaks (winter, spring, and summer breaks only) based on the following criteria:

1. Violation of the Student Code of Conduct.
2. Unable to obtain proof of high school graduation or equivalent.
3. Incomplete arrangements to fulfill financial obligations.

All new students whose Last Day of Attendance (LDA) falls on or before midnight of the fourteenth (14) consecutive calendar day from the scheduled start date of the first module, not including school-scheduled breaks (winter, spring, and summer breaks only) and any holidays published in the academic calendar in the catalog, will be assigned the status "Early Withdrawal" (EW). The determination date for "EW" will fall on the 14th absence consecutive calendar day from the student's LDA not including school-scheduled breaks (winter, spring, and summer breaks only) and any school-scheduled holidays, when the "EW" status will be automatically assigned by Electronic Student Database.

Note: Cancellations and Early Withdrawals will result in all charges being reversed with the exception of the registration fee which is non-refundable. The registration fee will be returned to all students who cancel their enrollment within three (3) business days from the date the enrollment agreement was signed at the following locations: Bakersfield, Fresno, Gardena, Riverside and Sacramento. In the event where the school cancels the program, any registration fees paid by the student will be refunded.





**SCHOOL PERFORMANCE FACT SHEET
 CALENDAR YEARS 2016 & 2017**

Criminal Justice - 36 Weeks

On-Time Completion Rates (Graduation Rates)

Includes data for the two calendar years prior to reporting.

Calendar Year	Number of Students Who Began the Program	Students Available for Graduation	Number of On-Time Graduates	On-Time Completion Rate
2016	41	41	12	29%
2017	35	35	3	8%

Student's Initials: _____ Date: _____

Initial only after you have had sufficient time to read and understand the information.

Students Completing Within 150% of the Published Program Length

Calendar Year	Number of Students Who Began the Program	Students Available for Graduation	150% Graduates	150% Completion Rate
2016	41	41	26	63%
2017	35	35	19	54%

Student's Initials: _____ Date: _____

Initial only after you have had sufficient time to read and understand the information.



Job Placement Rates (includes data for the two calendar years prior to reporting)

Calendar Year	Number of Students Who Began Program	Number of Graduates	Graduates Available for Employment	Graduates Employed in the Field	Placement Rate % Employed in the Field
2016	41	N/A*	N/A*	N/A*	N/A*
2017	35	20	19	11	58%

*Note: * Because of the change in the Bureaus reporting regulations, which became effective on July 14, 2016, this institution was not required to collect the data for its 2016 and prior graduates.*

You may obtain from the institution a list of the employment positions determined to be in the field for which a student received education and training. A copy of such listing is available in the school catalog posted at [http://www.uei.edu/](http://www.uei.edu)

Gainfully Employed Categories (includes data for the two calendar years prior to reporting)

Part-Time vs. Full-Time Employment

Calendar Year	Graduates Employed in the Field 20-29 Hours Per Week	Graduates Employed in the Field at Least 30 Hours Per Week	Total Graduates Employed in the Field
2016	N/A*	N/A*	N/A*
2017	4	7	11

Single Position vs. Concurrent Aggregated Position

Calendar Year	Graduates Employed in the Field in a Single Position	Graduates Employed in the Field in Concurrent Aggregated Positions	Total Graduates Employed in the Field
2016	N/A*	N/A*	N/A*
2017	11	0	11



Self-Employed / Freelance Positions

Calendar Year	Graduates Employed who are Self-Employed or Working Freelance	Total Graduates Employed in the Field
2016	N/A*	N/A*
2017	0	11

Institutional Employment

Calendar Year	Graduates Employed in the Field who are Employed by the Institution, an Employer Owned by the Institution, or an Employer who Shares Ownership with the Institution.	Total Graduates Employed in the Field
2016	N/A*	N/A*
2017	0	11

Student's Initials: _____ **Date:** _____

Initial only after you have had sufficient time to read and understand the information.

Self-Employed / Freelance Positions

This program may result in freelance or self-employment.

- The work available to graduates of this program is usually for freelance or self-employment.
- This type of work may not be consistent.
- The period of employment can range from one day to weeks to several months.
- Hours worked in a day or week may be more or less than the traditional 8 hour work day or 40 hour work week.
- You can expect to spend unpaid time expanding your networks, advertising, promoting your services, or honing your skills.
- Once graduates begin to work freelance or are self-employed, they will be asked to provide documentation that they are employed as such so that they may be counted as placed for our job placement records.
- Students initialing this disclosure understand that either a majority or all of this school's graduates are employed in this manner and understand what comprises this work style.

Student's Initials: _____ **Date:** _____

Only initial after you have had sufficient time to read and understand the information.



License Examination Passage Rates *(includes data for the two calendar years prior to reporting)*

Calendar Year	Number of Graduates in Calendar Year	Number of Graduates Taking Exam	Number Who Passed First Available Exam	Number Who Failed First Available Exam	Passage Rate
2016	N/A	N/A	N/A	N/A	N/A
2017	N/A	N/A	N/A	N/A	N/A

No state agency licensure examination is required for the employment of graduates of this program.

Salary and Wage Information *(includes data for the two calendar years prior to reporting)*

Annual salary and wages reported for graduates employed in the field.

Calendar Year	Graduates Available for Employment	Graduates Employed in Field	\$10,001-\$15,000	\$15,001-\$20,000	\$20,001-\$25,000	\$25,001-\$30,000	\$30,001-\$35,000	\$35,001-\$40,000	\$40,001-\$45,000	\$45,001-\$50,000	\$50,001+	No Salary Information Reported
2016	N/A*	N/A*	N/A*	N/A*	N/A*	N/A*	N/A*	N/A*	N/A*	N/A*	N/A*	N/A*
2017	19	11	2	2	6	1	0	0	0	0	0	0

A list of sources used to substantiate salary disclosures is available from the school. The institution verifies graduate employment and salary information through employer verifications or student attestations. Additionally, a student may obtain salary information by visiting the Bureau of Labor Statistics website at: <https://www.bls.gov/>

Student's Initials: _____ Date: _____

Initial only after you have had sufficient time to read and understand the information.

Cost of Educational Program

Total charges for the program for students completing on-time in 2017: \$19,900. Additional charges may be incurred if the program is not completed on-time.

Student's Initials: _____ Date: _____

Initial only after you have had sufficient time to read and understand the information.



Federal Student Loan Debt

Most recent three year cohort default rate, as reported by the United State Department of Education. ¹	The percentage of enrolled students in 2017 receiving federal student loans to pay for this program.	The average amount of federal student loan debt of 2017 graduates who took out federal student loans at this institution.	The percentage of graduates in 2017 with federal student loans as calculated by the institution.
14.3%	89%	\$8,456	89%

¹The percentage of students who defaulted on their federal student loans is called the Cohort Default Rate (CDR). It shows the percentage of this school’s students who were more than 270 days (9 months) behind on their federal student loans within three years of when the first payment was due. This is the most recent CDR reported by the U.S. Department of Education.

Student’s Initials: _____ **Date:** _____

Initial only after you have had sufficient time to read and understand the information.

This fact sheet is filed with the Bureau for Private Postsecondary Education. Regardless of any information you may have relating to completion rates, placement rates, starting salaries, or license exam passage rates, this fact sheet contains the information as calculated pursuant to state law.

Any questions a student may have regarding this fact sheet that have not been satisfactorily answered by the institution may be directed to the Bureau for Private Postsecondary Education at 2535 Capitol Oaks Drive, Suite 400, Sacramento, CA 95833, www.bppe.ca.gov, toll-free telephone number (888) 370-7589 or by fax (916) 263-1897.

Student Name - Print

Student Signature

Date

School Official

Date



Definitions

- “Number of Students Who Began the Program” means the number of students who began a program who were scheduled to complete the program within 100% of the published program length within the reporting calendar year and excludes all students who cancelled during the cancellation period.
- “Students Available for Graduation” is the number of students who began the program minus the number of students who have died, been incarcerated, or been called to active military duty.
- “Number of On-time Graduates” is the number of students who completed the program within 100% of the published program length within the reporting calendar year.
- “On-time Completion Rate” is the number of on-time graduates divided by the number of students available for graduation.
- “150% Graduates” is the number of students who completed the program within 150% of the program length (includes on-time graduates).
- “150% Completion Rate” is the number of students who completed the program in the reported calendar year within 150% of the published program length, including on-time graduates, divided by the number of students available for graduation.
- “Graduates Available for Employment” means the number of graduates minus the number of graduates unavailable for employment.
- “Graduates Unavailable for Employment” means the graduates who, after graduation, die, become incarcerated, are called to active military duty, are international students that leave the United States or do not have a visa allowing employment in the United States, or are continuing their education in an accredited or bureau-approved postsecondary institution.
- “Graduates Employed in the Field” means graduates who beginning within six months after a student completes the applicable educational program are gainfully employed, whose employment has been reported, and for whom the institution has documented verification of employment. For occupations for which the state requires passing an examination, the six months period begins after the announcement of the examination results for the first examination available after a student completes an applicable educational program.
- “Placement Rate Employed in the Field” is calculated by dividing the number of graduates gainfully employed in the field by the number of graduates available for employment.
- “Number of Graduates Taking Exam” is the number of graduates who took the first available exam in the reported calendar year.
- “First Available Exam Date” is the date for the first available exam after a student completed a program.
- “Passage Rate” is calculated by dividing the number of graduates who passed the exam by the number of graduates who took the reported licensing exam.
- “Number Who Passed First Available Exam” is the number of graduates who took and passed the first available licensing exam after completing the program.
- “Salary” is as reported by graduate or graduate’s employer.
- “No Salary Information Reported” is the number of graduates for whom, after making reasonable attempts, the school was not able to obtain salary information.



STUDENT'S RIGHT TO CANCEL

California Education Code Section 94919 (d), provides that the student has the right to cancel and obtain a refund of charges paid (excluding the registration fee) through attendance at the first class session, or the seventh day after enrollment, whichever is later. In accordance with California Education Code Section 94919(d), the institution's policy is that all new and re-entry students have the right to cancel the enrollment agreement until midnight of the seventh (7) day from the scheduled start date of the first module not including holidays (but does include weekends and in-service days). In accordance with California Education Code Section 94919(b), Students shall notify the school in writing of the cancellation of their enrollment agreement ("Notice of Cancellation"). If the Notice of Cancellation is received by mail, it is effective when deposited in the mail properly addressed with postage prepaid. A student may cancel the enrollment agreement in the event the school cancels the program. All monies paid (with the exception of the registration Fee), will be returned to the student within thirty (30) days after either the school receives the applicant's Notice of Cancellation; or if the school cancels this agreement as described below.

A cancellation determination will be made by the institution for new and re-entry students on or before midnight of the fourteenth (14) consecutive calendar day from the scheduled start date of the first module (for re-entry students, it is the first module in which the student is enrolled upon returning to school), not including school-scheduled holidays and school-scheduled breaks (winter, spring, and summer breaks only) based on the following criteria:

1. Violation of the Student Code of Conduct.
2. Unable to obtain proof of high school graduation or equivalent.
3. Incomplete arrangements to fulfill financial obligations.

All new students whose Last Day of Attendance (LDA) falls on or before midnight of the fourteenth (14) consecutive calendar day from the scheduled start date of the first module, not including school-scheduled breaks (winter, spring, and summer breaks only) and any holidays published in the academic calendar in the catalog, will be assigned the status "Early Withdrawal" (EW). The determination date for "EW" will fall on the 14th absence consecutive calendar day from the student's LDA not including school-scheduled breaks (winter, spring, and summer breaks only) and any school-scheduled holidays, when the "EW" status will be automatically assigned by Electronic Student Database.

Note: Cancellations and Early Withdrawals will result in all charges being reversed with the exception of the registration fee which is non-refundable. The registration fee will be returned to all students who cancel their enrollment within three (3) business days from the date the enrollment agreement was signed at the following locations: Bakersfield, Fresno, Gardena, Riverside and Sacramento. In the event where the school cancels the program, any registration fees paid by the student will be refunded.





**SCHOOL PERFORMANCE FACT SHEET
 CALENDAR YEARS 2016 & 2017**

Computer Systems Technician - 34 Weeks

On-Time Completion Rates (Graduation Rates)

Includes data for the two calendar years prior to reporting.

Calendar Year	Number of Students Who Began the Program	Students Available for Graduation	Number of On-Time Graduates	On-Time Completion Rate
2016	66	65	6	9%
2017	63	62	14	22%

Student's Initials: _____ Date: _____

Initial only after you have had sufficient time to read and understand the information.

Students Completing Within 150% of the Published Program Length

Calendar Year	Number of Students Who Began the Program	Students Available for Graduation	150% Graduates	150% Completion Rate
2016	66	65	32	49%
2017	63	62	38	61%

Student's Initials: _____ Date: _____

Initial only after you have had sufficient time to read and understand the information.



Job Placement Rates (includes data for the two calendar years prior to reporting)

Calendar Year	Number of Students Who Began Program	Number of Graduates	Graduates Available for Employment	Graduates Employed in the Field	Placement Rate % Employed in the Field
2016	66	N/A*	N/A*	N/A*	N/A*
2017	63	40	40	24	60%

*Note: * Because of the change in the Bureaus reporting regulations, which became effective on July 14, 2016, this institution was not required to collect the data for its 2016 and prior graduates.*

You may obtain from the institution a list of the employment positions determined to be in the field for which a student received education and training. A copy of such listing is available in the school catalog posted at [http://www.uei.edu/](http://www.uei.edu)

Gainfully Employed Categories (includes data for the two calendar years prior to reporting)

Part-Time vs. Full-Time Employment

Calendar Year	Graduates Employed in the Field 20-29 Hours Per Week	Graduates Employed in the Field at Least 30 Hours Per Week	Total Graduates Employed in the Field
2016	N/A*	N/A*	N/A*
2017	4	20	24

Single Position vs. Concurrent Aggregated Position

Calendar Year	Graduates Employed in the Field in a Single Position	Graduates Employed in the Field in Concurrent Aggregated Positions	Total Graduates Employed in the Field
2016	N/A*	N/A*	N/A*
2017	24	0	24



Self-Employed / Freelance Positions

Calendar Year	Graduates Employed who are Self-Employed or Working Freelance	Total Graduates Employed in the Field
2016	N/A*	N/A*
2017	1	24

Institutional Employment

Calendar Year	Graduates Employed in the Field who are Employed by the Institution, an Employer Owned by the Institution, or an Employer who Shares Ownership with the Institution.	Total Graduates Employed in the Field
2016	N/A*	N/A*
2017	0	24

Student's Initials: _____ **Date:** _____

Initial only after you have had sufficient time to read and understand the information.

Self-Employed / Freelance Positions

This program may result in freelance or self-employment.

- The work available to graduates of this program is usually for freelance or self-employment.
- This type of work may not be consistent.
- The period of employment can range from one day to weeks to several months.
- Hours worked in a day or week may be more or less than the traditional 8 hour work day or 40 hour work week.
- You can expect to spend unpaid time expanding your networks, advertising, promoting your services, or honing your skills.
- Once graduates begin to work freelance or are self-employed, they will be asked to provide documentation that they are employed as such so that they may be counted as placed for our job placement records.
- Students initialing this disclosure understand that either a majority or all of this school's graduates are employed in this manner and understand what comprises this work style.

Student's Initials: _____ **Date:** _____

Only initial after you have had sufficient time to read and understand the information.



License Examination Passage Rates *(includes data for the two calendar years prior to reporting)*

Calendar Year	Number of Graduates in Calendar Year	Number of Graduates Taking Exam	Number Who Passed First Available Exam	Number Who Failed First Available Exam	Passage Rate
2016	N/A	N/A	N/A	N/A	N/A
2017	N/A	N/A	N/A	N/A	N/A

No state agency licensure examination is required for the employment of graduates of this program.

Salary and Wage Information *(includes data for the two calendar years prior to reporting)*

Annual salary and wages reported for graduates employed in the field.

Calendar Year	Graduates Available for Employment	Graduates Employed in Field	\$10,001-\$15,000	\$15,001-\$20,000	\$20,001-\$25,000	\$25,001-\$30,000	\$30,001-\$35,000	\$35,001-\$40,000	\$40,001-\$45,000	\$45,001-\$50,000	\$50,001+	No Salary Information Reported
2016	N/A*	N/A*	N/A*	N/A*	N/A*	N/A*	N/A*	N/A*	N/A*	N/A*	N/A*	N/A*
2017	40	24	1	1	8	3	8	0	0	0	0	3

A list of sources used to substantiate salary disclosures is available from the school. The institution verifies graduate employment and salary information through employer verifications or student attestations. Additionally, a student may obtain salary information by visiting the Bureau of Labor Statistics website at: <https://www.bls.gov/>

Student's Initials: _____ Date: _____

Initial only after you have had sufficient time to read and understand the information.

Cost of Educational Program

Total charges for the program for students completing on-time in 2017: \$19,900. Additional charges may be incurred if the program is not completed on-time.

Student's Initials: _____ Date: _____

Initial only after you have had sufficient time to read and understand the information.



Federal Student Loan Debt

Most recent three year cohort default rate, as reported by the United State Department of Education. ¹	The percentage of enrolled students in 2017 receiving federal student loans to pay for this program.	The average amount of federal student loan debt of 2017 graduates who took out federal student loans at this institution.	The percentage of graduates in 2017 with federal student loans as calculated by the institution.
14.3%	86%	\$8,456	89%

¹The percentage of students who defaulted on their federal student loans is called the Cohort Default Rate (CDR). It shows the percentage of this school's students who were more than 270 days (9 months) behind on their federal student loans within three years of when the first payment was due. This is the most recent CDR reported by the U.S. Department of Education.

Student's Initials: _____ **Date:** _____

Initial only after you have had sufficient time to read and understand the information.

This fact sheet is filed with the Bureau for Private Postsecondary Education. Regardless of any information you may have relating to completion rates, placement rates, starting salaries, or license exam passage rates, this fact sheet contains the information as calculated pursuant to state law.

Any questions a student may have regarding this fact sheet that have not been satisfactorily answered by the institution may be directed to the Bureau for Private Postsecondary Education at 2535 Capitol Oaks Drive, Suite 400, Sacramento, CA 95833, www.bppe.ca.gov, toll-free telephone number (888) 370-7589 or by fax (916) 263-1897.

Student Name - Print

Student Signature

Date

School Official

Date



Definitions

- “Number of Students Who Began the Program” means the number of students who began a program who were scheduled to complete the program within 100% of the published program length within the reporting calendar year and excludes all students who cancelled during the cancellation period.
- “Students Available for Graduation” is the number of students who began the program minus the number of students who have died, been incarcerated, or been called to active military duty.
- “Number of On-time Graduates” is the number of students who completed the program within 100% of the published program length within the reporting calendar year.
- “On-time Completion Rate” is the number of on-time graduates divided by the number of students available for graduation.
- “150% Graduates” is the number of students who completed the program within 150% of the program length (includes on-time graduates).
- “150% Completion Rate” is the number of students who completed the program in the reported calendar year within 150% of the published program length, including on-time graduates, divided by the number of students available for graduation.
- “Graduates Available for Employment” means the number of graduates minus the number of graduates unavailable for employment.
- “Graduates Unavailable for Employment” means the graduates who, after graduation, die, become incarcerated, are called to active military duty, are international students that leave the United States or do not have a visa allowing employment in the United States, or are continuing their education in an accredited or bureau-approved postsecondary institution.
- “Graduates Employed in the Field” means graduates who beginning within six months after a student completes the applicable educational program are gainfully employed, whose employment has been reported, and for whom the institution has documented verification of employment. For occupations for which the state requires passing an examination, the six months period begins after the announcement of the examination results for the first examination available after a student completes an applicable educational program.
- “Placement Rate Employed in the Field” is calculated by dividing the number of graduates gainfully employed in the field by the number of graduates available for employment.
- “Number of Graduates Taking Exam” is the number of graduates who took the first available exam in the reported calendar year.
- “First Available Exam Date” is the date for the first available exam after a student completed a program.
- “Passage Rate” is calculated by dividing the number of graduates who passed the exam by the number of graduates who took the reported licensing exam.
- “Number Who Passed First Available Exam” is the number of graduates who took and passed the first available licensing exam after completing the program.
- “Salary” is as reported by graduate or graduate’s employer.
- “No Salary Information Reported” is the number of graduates for whom, after making reasonable attempts, the school was not able to obtain salary information.



STUDENT'S RIGHT TO CANCEL

California Education Code Section 94919 (d), provides that the student has the right to cancel and obtain a refund of charges paid (excluding the registration fee) through attendance at the first class session, or the seventh day after enrollment, whichever is later. In accordance with California Education Code Section 94919(d), the institution's policy is that all new and re-entry students have the right to cancel the enrollment agreement until midnight of the seventh (7) day from the scheduled start date of the first module not including holidays (but does include weekends and in-service days). In accordance with California Education Code Section 94919(b), Students shall notify the school in writing of the cancellation of their enrollment agreement ("Notice of Cancellation"). If the Notice of Cancellation is received by mail, it is effective when deposited in the mail properly addressed with postage prepaid. A student may cancel the enrollment agreement in the event the school cancels the program. All monies paid (with the exception of the registration Fee), will be returned to the student within thirty (30) days after either the school receives the applicant's Notice of Cancellation; or if the school cancels this agreement as described below.

A cancellation determination will be made by the institution for new and re-entry students on or before midnight of the fourteenth (14) consecutive calendar day from the scheduled start date of the first module (for re-entry students, it is the first module in which the student is enrolled upon returning to school), not including school-scheduled holidays and school-scheduled breaks (winter, spring, and summer breaks only) based on the following criteria:

1. Violation of the Student Code of Conduct.
2. Unable to obtain proof of high school graduation or equivalent.
3. Incomplete arrangements to fulfill financial obligations.

All new students whose Last Day of Attendance (LDA) falls on or before midnight of the fourteenth (14) consecutive calendar day from the scheduled start date of the first module, not including school-scheduled breaks (winter, spring, and summer breaks only) and any holidays published in the academic calendar in the catalog, will be assigned the status "Early Withdrawal" (EW). The determination date for "EW" will fall on the 14th absence consecutive calendar day from the student's LDA not including school-scheduled breaks (winter, spring, and summer breaks only) and any school-scheduled holidays, when the "EW" status will be automatically assigned by Electronic Student Database.

Note: Cancellations and Early Withdrawals will result in all charges being reversed with the exception of the registration fee which is non-refundable. The registration fee will be returned to all students who cancel their enrollment within three (3) business days from the date the enrollment agreement was signed at the following locations: Bakersfield, Fresno, Gardena, Riverside and Sacramento. In the event where the school cancels the program, any registration fees paid by the student will be refunded.





**SCHOOL PERFORMANCE FACT SHEET
 CALENDAR YEARS 2016 & 2017**

Dental Assistant - 34 Weeks

On-Time Completion Rates (Graduation Rates)

Includes data for the two calendar years prior to reporting.

Calendar Year	Number of Students Who Began the Program	Students Available for Graduation	Number of On-Time Graduates	On-Time Completion Rate
2016	78	78	29	37%
2017	52	52	15	28%

Student's Initials: _____ Date: _____

Initial only after you have had sufficient time to read and understand the information.

Students Completing Within 150% of the Published Program Length

Calendar Year	Number of Students Who Began the Program	Students Available for Graduation	150% Graduates	150% Completion Rate
2016	78	78	61	78%
2017	52	52	30	57%

Student's Initials: _____ Date: _____

Initial only after you have had sufficient time to read and understand the information.



Job Placement Rates (includes data for the two calendar years prior to reporting)

Calendar Year	Number of Students Who Began Program	Number of Graduates	Graduates Available for Employment	Graduates Employed in the Field	Placement Rate % Employed in the Field
2016	78	N/A*	N/A*	N/A*	N/A*
2017	52	37	37	23	62%

*Note: * Because of the change in the Bureaus reporting regulations, which became effective on July 14, 2016, this institution was not required to collect the data for its 2016 and prior graduates.*

You may obtain from the institution a list of the employment positions determined to be in the field for which a student received education and training. A copy of such listing is available in the school catalog posted at <http://www.uei.edu/>

Gainfully Employed Categories (includes data for the two calendar years prior to reporting)

Part-Time vs. Full-Time Employment

Calendar Year	Graduates Employed in the Field 20-29 Hours Per Week	Graduates Employed in the Field at Least 30 Hours Per Week	Total Graduates Employed in the Field
2016	N/A*	N/A*	N/A*
2017	5	18	23

Single Position vs. Concurrent Aggregated Position

Calendar Year	Graduates Employed in the Field in a Single Position	Graduates Employed in the Field in Concurrent Aggregated Positions	Total Graduates Employed in the Field
2016	N/A*	N/A*	N/A*
2017	23	0	23



Self-Employed / Freelance Positions

Calendar Year	Graduates Employed who are Self-Employed or Working Freelance	Total Graduates Employed in the Field
2016	N/A*	N/A*
2017	0	23

Institutional Employment

Calendar Year	Graduates Employed in the Field who are Employed by the Institution, an Employer Owned by the Institution, or an Employer who Shares Ownership with the Institution.	Total Graduates Employed in the Field
2016	N/A*	N/A*
2017	0	23

Student's Initials: _____ **Date:** _____

Initial only after you have had sufficient time to read and understand the information.

Self-Employed / Freelance Positions

This program may result in freelance or self-employment.

- The work available to graduates of this program is usually for freelance or self-employment.
- This type of work may not be consistent.
- The period of employment can range from one day to weeks to several months.
- Hours worked in a day or week may be more or less than the traditional 8 hour work day or 40 hour work week.
- You can expect to spend unpaid time expanding your networks, advertising, promoting your services, or honing your skills.
- Once graduates begin to work freelance or are self-employed, they will be asked to provide documentation that they are employed as such so that they may be counted as placed for our job placement records.
- Students initialing this disclosure understand that either a majority or all of this school's graduates are employed in this manner and understand what comprises this work style.

Student's Initials: _____ **Date:** _____

Only initial after you have had sufficient time to read and understand the information.



License Examination Passage Rates *(includes data for the two calendar years prior to reporting)*

Calendar Year	Number of Graduates in Calendar Year	Number of Graduates Taking Exam	Number Who Passed First Available Exam	Number Who Failed First Available Exam	Passage Rate
2016	N/A	N/A	N/A	N/A	N/A
2017	N/A	N/A	N/A	N/A	N/A

No state agency licensure examination is required for the employment of graduates of this program.

Salary and Wage Information *(includes data for the two calendar years prior to reporting)*

Annual salary and wages reported for graduates employed in the field.

Calendar Year	Graduates Available for Employment	Graduates Employed in Field	\$10,001-\$15,000	\$15,001-\$20,000	\$20,001-\$25,000	\$25,001-\$30,000	\$30,001-\$35,000	\$35,001-\$40,000	\$40,001-\$45,000	\$45,001-\$50,000	\$50,001+	No Salary Information Reported
2016	N/A*	N/A*	N/A*	N/A*	N/A*	N/A*	N/A*	N/A*	N/A*	N/A*	N/A*	N/A*
2017	37	23	3	2	13	5	0	0	0	0	0	0

A list of sources used to substantiate salary disclosures is available from the school. The institution verifies graduate employment and salary information through employer verifications or student attestations. Additionally, a student may obtain salary information by visiting the Bureau of Labor Statistics website at: <https://www.bls.gov/>

Student's Initials: _____ Date: _____

Initial only after you have had sufficient time to read and understand the information.

Cost of Educational Program

Total charges for the program for students completing on-time in 2017: \$19,900. Additional charges may be incurred if the program is not completed on-time.

Student's Initials: _____ Date: _____

Initial only after you have had sufficient time to read and understand the information.



Federal Student Loan Debt

Most recent three year cohort default rate, as reported by the United State Department of Education. ¹	The percentage of enrolled students in 2017 receiving federal student loans to pay for this program.	The average amount of federal student loan debt of 2017 graduates who took out federal student loans at this institution.	The percentage of graduates in 2017 with federal student loans as calculated by the institution.
14.3%	94%	\$8,456	89%

¹The percentage of students who defaulted on their federal student loans is called the Cohort Default Rate (CDR). It shows the percentage of this school's students who were more than 270 days (9 months) behind on their federal student loans within three years of when the first payment was due. This is the most recent CDR reported by the U.S. Department of Education.

Student's Initials: _____ **Date:** _____

Initial only after you have had sufficient time to read and understand the information.

This fact sheet is filed with the Bureau for Private Postsecondary Education. Regardless of any information you may have relating to completion rates, placement rates, starting salaries, or license exam passage rates, this fact sheet contains the information as calculated pursuant to state law.

Any questions a student may have regarding this fact sheet that have not been satisfactorily answered by the institution may be directed to the Bureau for Private Postsecondary Education at 2535 Capitol Oaks Drive, Suite 400, Sacramento, CA 95833, www.bppe.ca.gov, toll-free telephone number (888) 370-7589 or by fax (916) 263-1897.

Student Name - Print

Student Signature

Date

School Official

Date



Definitions

- “Number of Students Who Began the Program” means the number of students who began a program who were scheduled to complete the program within 100% of the published program length within the reporting calendar year and excludes all students who cancelled during the cancellation period.
- “Students Available for Graduation” is the number of students who began the program minus the number of students who have died, been incarcerated, or been called to active military duty.
- “Number of On-time Graduates” is the number of students who completed the program within 100% of the published program length within the reporting calendar year.
- “On-time Completion Rate” is the number of on-time graduates divided by the number of students available for graduation.
- “150% Graduates” is the number of students who completed the program within 150% of the program length (includes on-time graduates).
- “150% Completion Rate” is the number of students who completed the program in the reported calendar year within 150% of the published program length, including on-time graduates, divided by the number of students available for graduation.
- “Graduates Available for Employment” means the number of graduates minus the number of graduates unavailable for employment.
- “Graduates Unavailable for Employment” means the graduates who, after graduation, die, become incarcerated, are called to active military duty, are international students that leave the United States or do not have a visa allowing employment in the United States, or are continuing their education in an accredited or bureau-approved postsecondary institution.
- “Graduates Employed in the Field” means graduates who beginning within six months after a student completes the applicable educational program are gainfully employed, whose employment has been reported, and for whom the institution has documented verification of employment. For occupations for which the state requires passing an examination, the six months period begins after the announcement of the examination results for the first examination available after a student completes an applicable educational program.
- “Placement Rate Employed in the Field” is calculated by dividing the number of graduates gainfully employed in the field by the number of graduates available for employment.
- “Number of Graduates Taking Exam” is the number of graduates who took the first available exam in the reported calendar year.
- “First Available Exam Date” is the date for the first available exam after a student completed a program.
- “Passage Rate” is calculated by dividing the number of graduates who passed the exam by the number of graduates who took the reported licensing exam.
- “Number Who Passed First Available Exam” is the number of graduates who took and passed the first available licensing exam after completing the program.
- “Salary” is as reported by graduate or graduate’s employer.
- “No Salary Information Reported” is the number of graduates for whom, after making reasonable attempts, the school was not able to obtain salary information.



STUDENT'S RIGHT TO CANCEL

California Education Code Section 94919 (d), provides that the student has the right to cancel and obtain a refund of charges paid (excluding the registration fee) through attendance at the first class session, or the seventh day after enrollment, whichever is later. In accordance with California Education Code Section 94919(d), the institution's policy is that all new and re-entry students have the right to cancel the enrollment agreement until midnight of the seventh (7) day from the scheduled start date of the first module not including holidays (but does include weekends and in-service days). In accordance with California Education Code Section 94919(b), Students shall notify the school in writing of the cancellation of their enrollment agreement ("Notice of Cancellation"). If the Notice of Cancellation is received by mail, it is effective when deposited in the mail properly addressed with postage prepaid. A student may cancel the enrollment agreement in the event the school cancels the program. All monies paid (with the exception of the registration Fee), will be returned to the student within thirty (30) days after either the school receives the applicant's Notice of Cancellation; or if the school cancels this agreement as described below.

A cancellation determination will be made by the institution for new and re-entry students on or before midnight of the fourteenth (14) consecutive calendar day from the scheduled start date of the first module (for re-entry students, it is the first module in which the student is enrolled upon returning to school), not including school-scheduled holidays and school-scheduled breaks (winter, spring, and summer breaks only) based on the following criteria:

1. Violation of the Student Code of Conduct.
2. Unable to obtain proof of high school graduation or equivalent.
3. Incomplete arrangements to fulfill financial obligations.

All new students whose Last Day of Attendance (LDA) falls on or before midnight of the fourteenth (14) consecutive calendar day from the scheduled start date of the first module, not including school-scheduled breaks (winter, spring, and summer breaks only) and any holidays published in the academic calendar in the catalog, will be assigned the status "Early Withdrawal" (EW). The determination date for "EW" will fall on the 14th absence consecutive calendar day from the student's LDA not including school-scheduled breaks (winter, spring, and summer breaks only) and any school-scheduled holidays, when the "EW" status will be automatically assigned by Electronic Student Database.

Note: Cancellations and Early Withdrawals will result in all charges being reversed with the exception of the registration fee which is non-refundable. The registration fee will be returned to all students who cancel their enrollment within three (3) business days from the date the enrollment agreement was signed at the following locations: Bakersfield, Fresno, Gardena, Riverside and Sacramento. In the event where the school cancels the program, any registration fees paid by the student will be refunded.





SCHOOL PERFORMANCE FACT SHEET
CALENDAR YEARS 2016 & 2017

Heating Ventilation and Air Conditioning - 36 Weeks

On-Time Completion Rates (Graduation Rates)

Includes data for the two calendar years prior to reporting.

Calendar Year	Number of Students Who Began the Program	Students Available for Graduation	Number of On-Time Graduates	On-Time Completion Rate
2016	0	0	0	0
2017	30	29	8	27%

Student's Initials: _____ Date: _____

Initial only after you have had sufficient time to read and understand the information.

Students Completing Within 150% of the Published Program Length

Calendar Year	Number of Students Who Began the Program	Students Available for Graduation	150% Graduates	150% Completion Rate
2016	0	0	0	0
2017	30	29	14	48%

Student's Initials: _____ Date: _____

Initial only after you have had sufficient time to read and understand the information.



Job Placement Rates (includes data for the two calendar years prior to reporting)

Calendar Year	Number of Students Who Began Program	Number of Graduates	Graduates Available for Employment	Graduates Employed in the Field	Placement Rate % Employed in the Field
2016	0	N/A*	N/A*	N/A*	N/A*
2017	30	14	14	8	57%

*Note: * Because of the change in the Bureaus reporting regulations, which became effective on July 14, 2016, this institution was not required to collect the data for its 2016 and prior graduates.*

You may obtain from the institution a list of the employment positions determined to be in the field for which a student received education and training. A copy of such listing is available in the school catalog posted at <http://www.uei.edu/>

Gainfully Employed Categories (includes data for the two calendar years prior to reporting)

Part-Time vs. Full-Time Employment

Calendar Year	Graduates Employed in the Field 20-29 Hours Per Week	Graduates Employed in the Field at Least 30 Hours Per Week	Total Graduates Employed in the Field
2016	N/A*	N/A*	N/A*
2017	1	7	8

Single Position vs. Concurrent Aggregated Position

Calendar Year	Graduates Employed in the Field in a Single Position	Graduates Employed in the Field in Concurrent Aggregated Positions	Total Graduates Employed in the Field
2016	N/A*	N/A*	N/A*
2017	8	0	8



Self-Employed / Freelance Positions

Calendar Year	Graduates Employed who are Self-Employed or Working Freelance	Total Graduates Employed in the Field
2016	N/A*	N/A*
2017	0	8

Institutional Employment

Calendar Year	Graduates Employed in the Field who are Employed by the Institution, an Employer Owned by the Institution, or an Employer who Shares Ownership with the Institution.	Total Graduates Employed in the Field
2016	N/A*	N/A*
2017	0	8

Student's Initials: _____ Date: _____
Initial only after you have had sufficient time to read and understand the information.

Self-Employed / Freelance Positions

This program may result in freelance or self-employment.

- The work available to graduates of this program is usually for freelance or self-employment.
- This type of work may not be consistent.
- The period of employment can range from one day to weeks to several months.
- Hours worked in a day or week may be more or less than the traditional 8 hour work day or 40 hour work week.
- You can expect to spend unpaid time expanding your networks, advertising, promoting your services, or honing your skills.
- Once graduates begin to work freelance or are self-employed, they will be asked to provide documentation that they are employed as such so that they may be counted as placed for our job placement records.
- Students initialing this disclosure understand that either a majority or all of this school's graduates are employed in this manner and understand what comprises this work style.

Student's Initials: _____ Date: _____
Only initial after you have had sufficient time to read and understand the information.



License Examination Passage Rates *(includes data for the two calendar years prior to reporting)*

Calendar Year	Number of Graduates in Calendar Year	Number of Graduates Taking Exam	Number Who Passed First Available Exam	Number Who Failed First Available Exam	Passage Rate
2016	N/A	N/A	N/A	N/A	N/A
2017	N/A	N/A	N/A	N/A	N/A

No state agency licensure examination is required for the employment of graduates of this program.

Salary and Wage Information *(includes data for the two calendar years prior to reporting)*

Annual salary and wages reported for graduates employed in the field.

Calendar Year	Graduates Available for Employment	Graduates Employed in Field	\$10,001-\$15,000	\$15,001-\$20,000	\$20,001-\$25,000	\$25,001-\$30,000	\$30,001-\$35,000	\$35,001-\$40,000	\$40,001-\$45,000	\$45,001-\$50,000	\$50,001+	No Salary Information Reported
2016	N/A*	N/A*	N/A*	N/A*	N/A*	N/A*	N/A*	N/A*	N/A*	N/A*	N/A*	N/A*
2017	14	8	0	1	1	2	3	0	0	0	1	0

A list of sources used to substantiate salary disclosures is available from the school. The institution verifies graduate employment and salary information through employer verifications or student attestations. Additionally, a student may obtain salary information by visiting the Bureau of Labor Statistics website at: <https://www.bls.gov/>

Student's Initials: _____ Date: _____

Initial only after you have had sufficient time to read and understand the information.

Cost of Educational Program

Total charges for the program for students completing on-time in 2017: \$19,900. Additional charges may be incurred if the program is not completed on-time.

Student's Initials: _____ Date: _____

Initial only after you have had sufficient time to read and understand the information.



Federal Student Loan Debt

Most recent three year cohort default rate, as reported by the United State Department of Education. ¹	The percentage of enrolled students in 2017 receiving federal student loans to pay for this program.	The average amount of federal student loan debt of 2017 graduates who took out federal student loans at this institution.	The percentage of graduates in 2017 with federal student loans as calculated by the institution.
14.3%	100%	\$8,456	89%

¹The percentage of students who defaulted on their federal student loans is called the Cohort Default Rate (CDR). It shows the percentage of this school's students who were more than 270 days (9 months) behind on their federal student loans within three years of when the first payment was due. This is the most recent CDR reported by the U.S. Department of Education.

Student's Initials: _____ **Date:** _____

Initial only after you have had sufficient time to read and understand the information.

This fact sheet is filed with the Bureau for Private Postsecondary Education. Regardless of any information you may have relating to completion rates, placement rates, starting salaries, or license exam passage rates, this fact sheet contains the information as calculated pursuant to state law.

Any questions a student may have regarding this fact sheet that have not been satisfactorily answered by the institution may be directed to the Bureau for Private Postsecondary Education at 2535 Capitol Oaks Drive, Suite 400, Sacramento, CA 95833, www.bppe.ca.gov, toll-free telephone number (888) 370-7589 or by fax (916) 263-1897.

Student Name - Print

Student Signature

Date

School Official

Date



Definitions

- “Number of Students Who Began the Program” means the number of students who began a program who were scheduled to complete the program within 100% of the published program length within the reporting calendar year and excludes all students who cancelled during the cancellation period.
- “Students Available for Graduation” is the number of students who began the program minus the number of students who have died, been incarcerated, or been called to active military duty.
- “Number of On-time Graduates” is the number of students who completed the program within 100% of the published program length within the reporting calendar year.
- “On-time Completion Rate” is the number of on-time graduates divided by the number of students available for graduation.
- “150% Graduates” is the number of students who completed the program within 150% of the program length (includes on-time graduates).
- “150% Completion Rate” is the number of students who completed the program in the reported calendar year within 150% of the published program length, including on-time graduates, divided by the number of students available for graduation.
- “Graduates Available for Employment” means the number of graduates minus the number of graduates unavailable for employment.
- “Graduates Unavailable for Employment” means the graduates who, after graduation, die, become incarcerated, are called to active military duty, are international students that leave the United States or do not have a visa allowing employment in the United States, or are continuing their education in an accredited or bureau-approved postsecondary institution.
- “Graduates Employed in the Field” means graduates who beginning within six months after a student completes the applicable educational program are gainfully employed, whose employment has been reported, and for whom the institution has documented verification of employment. For occupations for which the state requires passing an examination, the six months period begins after the announcement of the examination results for the first examination available after a student completes an applicable educational program.
- “Placement Rate Employed in the Field” is calculated by dividing the number of graduates gainfully employed in the field by the number of graduates available for employment.
- “Number of Graduates Taking Exam” is the number of graduates who took the first available exam in the reported calendar year.
- “First Available Exam Date” is the date for the first available exam after a student completed a program.
- “Passage Rate” is calculated by dividing the number of graduates who passed the exam by the number of graduates who took the reported licensing exam.
- “Number Who Passed First Available Exam” is the number of graduates who took and passed the first available licensing exam after completing the program.
- “Salary” is as reported by graduate or graduate’s employer.
- “No Salary Information Reported” is the number of graduates for whom, after making reasonable attempts, the school was not able to obtain salary information.



STUDENT'S RIGHT TO CANCEL

California Education Code Section 94919 (d), provides that the student has the right to cancel and obtain a refund of charges paid (excluding the registration fee) through attendance at the first class session, or the seventh day after enrollment, whichever is later. In accordance with California Education Code Section 94919(d), the institution's policy is that all new and re-entry students have the right to cancel the enrollment agreement until midnight of the seventh (7) day from the scheduled start date of the first module not including holidays (but does include weekends and in-service days). In accordance with California Education Code Section 94919(b), Students shall notify the school in writing of the cancellation of their enrollment agreement ("Notice of Cancellation"). If the Notice of Cancellation is received by mail, it is effective when deposited in the mail properly addressed with postage prepaid. A student may cancel the enrollment agreement in the event the school cancels the program. All monies paid (with the exception of the registration Fee), will be returned to the student within thirty (30) days after either the school receives the applicant's Notice of Cancellation; or if the school cancels this agreement as described below.

A cancellation determination will be made by the institution for new and re-entry students on or before midnight of the fourteenth (14) consecutive calendar day from the scheduled start date of the first module (for re-entry students, it is the first module in which the student is enrolled upon returning to school), not including school-scheduled holidays and school-scheduled breaks (winter, spring, and summer breaks only) based on the following criteria:

1. Violation of the Student Code of Conduct.
2. Unable to obtain proof of high school graduation or equivalent.
3. Incomplete arrangements to fulfill financial obligations.

All new students whose Last Day of Attendance (LDA) falls on or before midnight of the fourteenth (14) consecutive calendar day from the scheduled start date of the first module, not including school-scheduled breaks (winter, spring, and summer breaks only) and any holidays published in the academic calendar in the catalog, will be assigned the status "Early Withdrawal" (EW). The determination date for "EW" will fall on the 14th absence consecutive calendar day from the student's LDA not including school-scheduled breaks (winter, spring, and summer breaks only) and any school-scheduled holidays, when the "EW" status will be automatically assigned by Electronic Student Database.

Note: Cancellations and Early Withdrawals will result in all charges being reversed with the exception of the registration fee which is non-refundable. The registration fee will be returned to all students who cancel their enrollment within three (3) business days from the date the enrollment agreement was signed at the following locations: Bakersfield, Fresno, Gardena, Riverside and Sacramento. In the event where the school cancels the program, any registration fees paid by the student will be refunded.





**SCHOOL PERFORMANCE FACT SHEET
 CALENDAR YEARS 2016 & 2017**

Medical Assistant - 34 Weeks

On-Time Completion Rates (Graduation Rates)

Includes data for the two calendar years prior to reporting.

Calendar Year	Number of Students Who Began the Program	Students Available for Graduation	Number of On-Time Graduates	On-Time Completion Rate
2016	148	148	52	35%
2017	140	140	30	21%

Student's Initials: _____ Date: _____

Initial only after you have had sufficient time to read and understand the information.

Students Completing Within 150% of the Published Program Length

Calendar Year	Number of Students Who Began the Program	Students Available for Graduation	150% Graduates	150% Completion Rate
2016	148	148	107	72%
2017	140	140	82	58%

Student's Initials: _____ Date: _____

Initial only after you have had sufficient time to read and understand the information.



Job Placement Rates (includes data for the two calendar years prior to reporting)

Calendar Year	Number of Students Who Began Program	Number of Graduates	Graduates Available for Employment	Graduates Employed in the Field	Placement Rate % Employed in the Field
2016	148	N/A*	N/A*	N/A*	N/A*
2017	140	93	93	59	63%

*Note: * Because of the change in the Bureaus reporting regulations, which became effective on July 14, 2016, this institution was not required to collect the data for its 2016 and prior graduates.*

You may obtain from the institution a list of the employment positions determined to be in the field for which a student received education and training. A copy of such listing is available in the school catalog posted at <http://www.uei.edu/>

Gainfully Employed Categories (includes data for the two calendar years prior to reporting)

Part-Time vs. Full-Time Employment

Calendar Year	Graduates Employed in the Field 20-29 Hours Per Week	Graduates Employed in the Field at Least 30 Hours Per Week	Total Graduates Employed in the Field
2016	N/A*	N/A*	N/A*
2017	11	48	59

Single Position vs. Concurrent Aggregated Position

Calendar Year	Graduates Employed in the Field in a Single Position	Graduates Employed in the Field in Concurrent Aggregated Positions	Total Graduates Employed in the Field
2016	N/A*	N/A*	N/A*
2017	59	0	59



Self-Employed / Freelance Positions

Calendar Year	Graduates Employed who are Self-Employed or Working Freelance	Total Graduates Employed in the Field
2016	N/A*	N/A*
2017	0	59

Institutional Employment

Calendar Year	Graduates Employed in the Field who are Employed by the Institution, an Employer Owned by the Institution, or an Employer who Shares Ownership with the Institution.	Total Graduates Employed in the Field
2016	N/A*	N/A*
2017	0	59

Student's Initials: _____ Date: _____
Initial only after you have had sufficient time to read and understand the information.

Self-Employed / Freelance Positions

This program may result in freelance or self-employment.

- The work available to graduates of this program is usually for freelance or self-employment.
- This type of work may not be consistent.
- The period of employment can range from one day to weeks to several months.
- Hours worked in a day or week may be more or less than the traditional 8 hour work day or 40 hour work week.
- You can expect to spend unpaid time expanding your networks, advertising, promoting your services, or honing your skills.
- Once graduates begin to work freelance or are self-employed, they will be asked to provide documentation that they are employed as such so that they may be counted as placed for our job placement records.
- Students initialing this disclosure understand that either a majority or all of this school's graduates are employed in this manner and understand what comprises this work style.

Student's Initials: _____ Date: _____
Only initial after you have had sufficient time to read and understand the information.



License Examination Passage Rates *(includes data for the two calendar years prior to reporting)*

Calendar Year	Number of Graduates in Calendar Year	Number of Graduates Taking Exam	Number Who Passed First Available Exam	Number Who Failed First Available Exam	Passage Rate
2016	N/A	N/A	N/A	N/A	N/A
2017	N/A	N/A	N/A	N/A	N/A

No state agency licensure examination is required for the employment of graduates of this program.

Salary and Wage Information *(includes data for the two calendar years prior to reporting)*

Annual salary and wages reported for graduates employed in the field.

Calendar Year	Graduates Available for Employment	Graduates Employed in Field	\$10,001-\$15,000	\$15,001-\$20,000	\$20,001-\$25,000	\$25,001-\$30,000	\$30,001-\$35,000	\$35,001-\$40,000	\$40,001-\$45,000	\$45,001-\$50,000	\$50,001+	No Salary Information Reported
2016	N/A*	N/A*	N/A*	N/A*	N/A*	N/A*	N/A*	N/A*	N/A*	N/A*	N/A*	N/A*
2017	93	59	9	2	44	2	0	0	0	0	0	2

A list of sources used to substantiate salary disclosures is available from the school. The institution verifies graduate employment and salary information through employer verifications or student attestations. Additionally, a student may obtain salary information by visiting the Bureau of Labor Statistics website at: <https://www.bls.gov/>

Student's Initials: _____ Date: _____

Initial only after you have had sufficient time to read and understand the information.

Cost of Educational Program

Total charges for the program for students completing on-time in 2017: \$19,900. Additional charges may be incurred if the program is not completed on-time.

Student's Initials: _____ Date: _____

Initial only after you have had sufficient time to read and understand the information.



Federal Student Loan Debt

Most recent three year cohort default rate, as reported by the United State Department of Education. ¹	The percentage of enrolled students in 2017 receiving federal student loans to pay for this program.	The average amount of federal student loan debt of 2017 graduates who took out federal student loans at this institution.	The percentage of graduates in 2017 with federal student loans as calculated by the institution.
14.3%	94%	\$8,456	89%

¹The percentage of students who defaulted on their federal student loans is called the Cohort Default Rate (CDR). It shows the percentage of this school's students who were more than 270 days (9 months) behind on their federal student loans within three years of when the first payment was due. This is the most recent CDR reported by the U.S. Department of Education.

Student's Initials: _____ **Date:** _____

Initial only after you have had sufficient time to read and understand the information.

This fact sheet is filed with the Bureau for Private Postsecondary Education. Regardless of any information you may have relating to completion rates, placement rates, starting salaries, or license exam passage rates, this fact sheet contains the information as calculated pursuant to state law.

Any questions a student may have regarding this fact sheet that have not been satisfactorily answered by the institution may be directed to the Bureau for Private Postsecondary Education at 2535 Capitol Oaks Drive, Suite 400, Sacramento, CA 95833, www.bppe.ca.gov, toll-free telephone number (888) 370-7589 or by fax (916) 263-1897.

Student Name - Print

Student Signature

Date

School Official

Date



Definitions

- “Number of Students Who Began the Program” means the number of students who began a program who were scheduled to complete the program within 100% of the published program length within the reporting calendar year and excludes all students who cancelled during the cancellation period.
- “Students Available for Graduation” is the number of students who began the program minus the number of students who have died, been incarcerated, or been called to active military duty.
- “Number of On-time Graduates” is the number of students who completed the program within 100% of the published program length within the reporting calendar year.
- “On-time Completion Rate” is the number of on-time graduates divided by the number of students available for graduation.
- “150% Graduates” is the number of students who completed the program within 150% of the program length (includes on-time graduates).
- “150% Completion Rate” is the number of students who completed the program in the reported calendar year within 150% of the published program length, including on-time graduates, divided by the number of students available for graduation.
- “Graduates Available for Employment” means the number of graduates minus the number of graduates unavailable for employment.
- “Graduates Unavailable for Employment” means the graduates who, after graduation, die, become incarcerated, are called to active military duty, are international students that leave the United States or do not have a visa allowing employment in the United States, or are continuing their education in an accredited or bureau-approved postsecondary institution.
- “Graduates Employed in the Field” means graduates who beginning within six months after a student completes the applicable educational program are gainfully employed, whose employment has been reported, and for whom the institution has documented verification of employment. For occupations for which the state requires passing an examination, the six months period begins after the announcement of the examination results for the first examination available after a student completes an applicable educational program.
- “Placement Rate Employed in the Field” is calculated by dividing the number of graduates gainfully employed in the field by the number of graduates available for employment.
- “Number of Graduates Taking Exam” is the number of graduates who took the first available exam in the reported calendar year.
- “First Available Exam Date” is the date for the first available exam after a student completed a program.
- “Passage Rate” is calculated by dividing the number of graduates who passed the exam by the number of graduates who took the reported licensing exam.
- “Number Who Passed First Available Exam” is the number of graduates who took and passed the first available licensing exam after completing the program.
- “Salary” is as reported by graduate or graduate’s employer.
- “No Salary Information Reported” is the number of graduates for whom, after making reasonable attempts, the school was not able to obtain salary information.



STUDENT'S RIGHT TO CANCEL

California Education Code Section 94919 (d), provides that the student has the right to cancel and obtain a refund of charges paid (excluding the registration fee) through attendance at the first class session, or the seventh day after enrollment, whichever is later. In accordance with California Education Code Section 94919(d), the institution's policy is that all new and re-entry students have the right to cancel the enrollment agreement until midnight of the seventh (7) day from the scheduled start date of the first module not including holidays (but does include weekends and in-service days). In accordance with California Education Code Section 94919(b), Students shall notify the school in writing of the cancellation of their enrollment agreement ("Notice of Cancellation"). If the Notice of Cancellation is received by mail, it is effective when deposited in the mail properly addressed with postage prepaid. A student may cancel the enrollment agreement in the event the school cancels the program. All monies paid (with the exception of the registration Fee), will be returned to the student within thirty (30) days after either the school receives the applicant's Notice of Cancellation; or if the school cancels this agreement as described below.

A cancellation determination will be made by the institution for new and re-entry students on or before midnight of the fourteenth (14) consecutive calendar day from the scheduled start date of the first module (for re-entry students, it is the first module in which the student is enrolled upon returning to school), not including school-scheduled holidays and school-scheduled breaks (winter, spring, and summer breaks only) based on the following criteria:

1. Violation of the Student Code of Conduct.
2. Unable to obtain proof of high school graduation or equivalent.
3. Incomplete arrangements to fulfill financial obligations.

All new students whose Last Day of Attendance (LDA) falls on or before midnight of the fourteenth (14) consecutive calendar day from the scheduled start date of the first module, not including school-scheduled breaks (winter, spring, and summer breaks only) and any holidays published in the academic calendar in the catalog, will be assigned the status "Early Withdrawal" (EW). The determination date for "EW" will fall on the 14th absence consecutive calendar day from the student's LDA not including school-scheduled breaks (winter, spring, and summer breaks only) and any school-scheduled holidays, when the "EW" status will be automatically assigned by Electronic Student Database.

Note: Cancellations and Early Withdrawals will result in all charges being reversed with the exception of the registration fee which is non-refundable. The registration fee will be returned to all students who cancel their enrollment within three (3) business days from the date the enrollment agreement was signed at the following locations: Bakersfield, Fresno, Gardena, Riverside and Sacramento. In the event where the school cancels the program, any registration fees paid by the student will be refunded.





**SCHOOL PERFORMANCE FACT SHEET
 CALENDAR YEARS 2016 & 2017**

Medical Office Specialist - 34 Weeks

On-Time Completion Rates (Graduation Rates)

Includes data for the two calendar years prior to reporting.

Calendar Year	Number of Students Who Began the Program	Students Available for Graduation	Number of On-Time Graduates	On-Time Completion Rate
2016	25	25	6	24%
2017	24	24	4	16%

Student's Initials: _____ Date: _____

Initial only after you have had sufficient time to read and understand the information.

Students Completing Within 150% of the Published Program Length

Calendar Year	Number of Students Who Began the Program	Students Available for Graduation	150% Graduates	150% Completion Rate
2016	25	25	22	88%
2017	24	24	17	70%

Student's Initials: _____ Date: _____

Initial only after you have had sufficient time to read and understand the information.



Job Placement Rates (includes data for the two calendar years prior to reporting)

Calendar Year	Number of Students Who Began Program	Number of Graduates	Graduates Available for Employment	Graduates Employed in the Field	Placement Rate % Employed in the Field
2016	25	N/A*	N/A*	N/A*	N/A*
2017	24	19	18	12	67%

*Note: * Because of the change in the Bureaus reporting regulations, which became effective on July 14, 2016, this institution was not required to collect the data for its 2016 and prior graduates.*

You may obtain from the institution a list of the employment positions determined to be in the field for which a student received education and training. A copy of such listing is available in the school catalog posted at <http://www.uei.edu/>

Gainfully Employed Categories (includes data for the two calendar years prior to reporting)

Part-Time vs. Full-Time Employment

Calendar Year	Graduates Employed in the Field 20-29 Hours Per Week	Graduates Employed in the Field at Least 30 Hours Per Week	Total Graduates Employed in the Field
2016	N/A*	N/A*	N/A*
2017	2	10	12

Single Position vs. Concurrent Aggregated Position

Calendar Year	Graduates Employed in the Field in a Single Position	Graduates Employed in the Field in Concurrent Aggregated Positions	Total Graduates Employed in the Field
2016	N/A*	N/A*	N/A*
2017	12	0	12



Self-Employed / Freelance Positions

Calendar Year	Graduates Employed who are Self-Employed or Working Freelance	Total Graduates Employed in the Field
2016	N/A*	N/A*
2017	0	12

Institutional Employment

Calendar Year	Graduates Employed in the Field who are Employed by the Institution, an Employer Owned by the Institution, or an Employer who Shares Ownership with the Institution.	Total Graduates Employed in the Field
2016	N/A*	N/A*
2017	0	12

Student's Initials: _____ **Date:** _____

Initial only after you have had sufficient time to read and understand the information.

Self-Employed / Freelance Positions

This program may result in freelance or self-employment.

- The work available to graduates of this program is usually for freelance or self-employment.
- This type of work may not be consistent.
- The period of employment can range from one day to weeks to several months.
- Hours worked in a day or week may be more or less than the traditional 8 hour work day or 40 hour work week.
- You can expect to spend unpaid time expanding your networks, advertising, promoting your services, or honing your skills.
- Once graduates begin to work freelance or are self-employed, they will be asked to provide documentation that they are employed as such so that they may be counted as placed for our job placement records.
- Students initialing this disclosure understand that either a majority or all of this school's graduates are employed in this manner and understand what comprises this work style.

Student's Initials: _____ **Date:** _____

Only initial after you have had sufficient time to read and understand the information.



License Examination Passage Rates (includes data for the two calendar years prior to reporting)

Calendar Year	Number of Graduates in Calendar Year	Number of Graduates Taking Exam	Number Who Passed First Available Exam	Number Who Failed First Available Exam	Passage Rate
2016	N/A	N/A	N/A	N/A	N/A
2017	N/A	N/A	N/A	N/A	N/A

No state agency licensure examination is required for the employment of graduates of this program.

Salary and Wage Information (includes data for the two calendar years prior to reporting)

Annual salary and wages reported for graduates employed in the field.

Calendar Year	Graduates Available for Employment	Graduates Employed in Field	\$10,001-\$15,000	\$15,001-\$20,000	\$20,001-\$25,000	\$25,001-\$30,000	\$30,001-\$35,000	\$35,001-\$40,000	\$40,001-\$45,000	\$45,001-\$50,000	\$50,001+	No Salary Information Reported
2016	N/A*	N/A*	N/A*	N/A*	N/A*	N/A*	N/A*	N/A*	N/A*	N/A*	N/A*	N/A*
2017	18	12	0	2	10	0	0	0	0	0	0	0

A list of sources used to substantiate salary disclosures is available from the school. The institution verifies graduate employment and salary information through employer verifications or student attestations. Additionally, a student may obtain salary information by visiting the Bureau of Labor Statistics website at: <https://www.bls.gov>

Student's Initials: _____ Date: _____

Initial only after you have had sufficient time to read and understand the information.

Cost of Educational Program

Total charges for the program for students completing on-time in 2017: \$19,900. Additional charges may be incurred if the program is not completed on-time.

Student's Initials: _____ Date: _____

Initial only after you have had sufficient time to read and understand the information.



Federal Student Loan Debt

Most recent three year cohort default rate, as reported by the United State Department of Education. ¹	The percentage of enrolled students in 2017 receiving federal student loans to pay for this program.	The average amount of federal student loan debt of 2017 graduates who took out federal student loans at this institution.	The percentage of graduates in 2017 with federal student loans as calculated by the institution.
14.3%	92%	\$8,456	89%

¹The percentage of students who defaulted on their federal student loans is called the Cohort Default Rate (CDR). It shows the percentage of this school’s students who were more than 270 days (9 months) behind on their federal student loans within three years of when the first payment was due. This is the most recent CDR reported by the U.S. Department of Education.

Student’s Initials: _____ **Date:** _____

Initial only after you have had sufficient time to read and understand the information.

This fact sheet is filed with the Bureau for Private Postsecondary Education. Regardless of any information you may have relating to completion rates, placement rates, starting salaries, or license exam passage rates, this fact sheet contains the information as calculated pursuant to state law.

Any questions a student may have regarding this fact sheet that have not been satisfactorily answered by the institution may be directed to the Bureau for Private Postsecondary Education at 2535 Capitol Oaks Drive, Suite 400, Sacramento, CA 95833, www.bppe.ca.gov, toll-free telephone number (888) 370-7589 or by fax (916) 263-1897.

Student Name - Print

Student Signature

Date

School Official

Date



Definitions

- “Number of Students Who Began the Program” means the number of students who began a program who were scheduled to complete the program within 100% of the published program length within the reporting calendar year and excludes all students who cancelled during the cancellation period.
- “Students Available for Graduation” is the number of students who began the program minus the number of students who have died, been incarcerated, or been called to active military duty.
- “Number of On-time Graduates” is the number of students who completed the program within 100% of the published program length within the reporting calendar year.
- “On-time Completion Rate” is the number of on-time graduates divided by the number of students available for graduation.
- “150% Graduates” is the number of students who completed the program within 150% of the program length (includes on-time graduates).
- “150% Completion Rate” is the number of students who completed the program in the reported calendar year within 150% of the published program length, including on-time graduates, divided by the number of students available for graduation.
- “Graduates Available for Employment” means the number of graduates minus the number of graduates unavailable for employment.
- “Graduates Unavailable for Employment” means the graduates who, after graduation, die, become incarcerated, are called to active military duty, are international students that leave the United States or do not have a visa allowing employment in the United States, or are continuing their education in an accredited or bureau-approved postsecondary institution.
- “Graduates Employed in the Field” means graduates who beginning within six months after a student completes the applicable educational program are gainfully employed, whose employment has been reported, and for whom the institution has documented verification of employment. For occupations for which the state requires passing an examination, the six months period begins after the announcement of the examination results for the first examination available after a student completes an applicable educational program.
- “Placement Rate Employed in the Field” is calculated by dividing the number of graduates gainfully employed in the field by the number of graduates available for employment.
- “Number of Graduates Taking Exam” is the number of graduates who took the first available exam in the reported calendar year.
- “First Available Exam Date” is the date for the first available exam after a student completed a program.
- “Passage Rate” is calculated by dividing the number of graduates who passed the exam by the number of graduates who took the reported licensing exam.
- “Number Who Passed First Available Exam” is the number of graduates who took and passed the first available licensing exam after completing the program.
- “Salary” is as reported by graduate or graduate’s employer.
- “No Salary Information Reported” is the number of graduates for whom, after making reasonable attempts, the school was not able to obtain salary information.



STUDENT'S RIGHT TO CANCEL

California Education Code Section 94919 (d), provides that the student has the right to cancel and obtain a refund of charges paid (excluding the registration fee) through attendance at the first class session, or the seventh day after enrollment, whichever is later. In accordance with California Education Code Section 94919(d), the institution's policy is that all new and re-entry students have the right to cancel the enrollment agreement until midnight of the seventh (7) day from the scheduled start date of the first module not including holidays (but does include weekends and in-service days). In accordance with California Education Code Section 94919(b), Students shall notify the school in writing of the cancellation of their enrollment agreement ("Notice of Cancellation"). If the Notice of Cancellation is received by mail, it is effective when deposited in the mail properly addressed with postage prepaid. A student may cancel the enrollment agreement in the event the school cancels the program. All monies paid (with the exception of the registration Fee), will be returned to the student within thirty (30) days after either the school receives the applicant's Notice of Cancellation; or if the school cancels this agreement as described below.

A cancellation determination will be made by the institution for new and re-entry students on or before midnight of the fourteenth (14) consecutive calendar day from the scheduled start date of the first module (for re-entry students, it is the first module in which the student is enrolled upon returning to school), not including school-scheduled holidays and school-scheduled breaks (winter, spring, and summer breaks only) based on the following criteria:

1. Violation of the Student Code of Conduct.
2. Unable to obtain proof of high school graduation or equivalent.
3. Incomplete arrangements to fulfill financial obligations.

All new students whose Last Day of Attendance (LDA) falls on or before midnight of the fourteenth (14) consecutive calendar day from the scheduled start date of the first module, not including school-scheduled breaks (winter, spring, and summer breaks only) and any holidays published in the academic calendar in the catalog, will be assigned the status "Early Withdrawal" (EW). The determination date for "EW" will fall on the 14th absence consecutive calendar day from the student's LDA not including school-scheduled breaks (winter, spring, and summer breaks only) and any school-scheduled holidays, when the "EW" status will be automatically assigned by Electronic Student Database.

Note: Cancellations and Early Withdrawals will result in all charges being reversed with the exception of the registration fee which is non-refundable. The registration fee will be returned to all students who cancel their enrollment within three (3) business days from the date the enrollment agreement was signed at the following locations: Bakersfield, Fresno, Gardena, Riverside and Sacramento. In the event where the school cancels the program, any registration fees paid by the student will be refunded.





**SCHOOL PERFORMANCE FACT SHEET
CALENDAR YEAR 2016 & 2017**

Heating, Ventilation and Air Conditioning – 36 Weeks

On-Time Completion Rates (Graduation Rates)

Includes data for the two calendar years prior to reporting.

Calendar Year	Number of Students Who Began the Program	Students Available for Graduation	Number of On-Time Graduates	On-Time Completion Rate
2016	0	0	0	0
2017	0	0	0	0

Student's Initials: _____ Date: _____

Initial only after you have had sufficient time to read and understand the information.

Students Completing Within 150% of the Published Program Length

Calendar Year	Number of Students Who Began the Program	Students Available for Graduation	150% Graduates	150% Completion Rate
2016	0	0	0	0
2017	0	0	0	0

Student's Initials: _____ Date: _____

Initial only after you have had sufficient time to read and understand the information.



Job Placement Rates (includes data for the two calendar years prior to reporting)

Calendar Year	Number of Students Who Began Program	Number of Graduates	Graduates Available for Employment	Graduates Employed in the Field	Placement Rate % Employed in the Field
2016	0	0	0	0	0
2017	0	0	0	0	0

You may obtain from the institution a list of the employment positions determined to be in the field for which a student received education and training. A copy of such listing is available in the school catalog posted at <http://www.uei.edu/>

Gainfully Employed Categories (includes data for the two calendar years prior to reporting)

Part-Time vs. Full-Time Employment

Calendar Year	Graduates Employed in the Field 20-29 Hours Per Week	Graduates Employed in the Field at Least 30 Hours Per Week	Total Graduates Employed in the Field
2016	0	0	0
2017	0	0	0

Single Position vs. Concurrent Aggregated Position

Calendar Year	Graduates Employed in the Field in a Single Position	Graduates Employed in the Field in Concurrent Aggregated Positions	Total Graduates Employed in the Field
2016	0	0	0
2017	0	0	0



Self-Employed / Freelance Positions

Calendar Year	Graduates Employed who are Self-Employed or Working Freelance	Total Graduates Employed in the Field
2016	0	0
2017	0	0

Institutional Employment

Calendar Year	Graduates Employed in the Field who are Employed by the Institution, an Employer Owned by the Institution, or an Employer who Shares Ownership with the Institution.	Total Graduates Employed in the Field
2016	0	0
2017	0	0

Student's Initials: _____ Date: _____

Initial only after you have had sufficient time to read and understand the information.

Self-Employed / Freelance Positions

This program may result in freelance or self-employment.

- The work available to graduates of this program is usually for freelance or self-employment.
- This type of work may not be consistent.
- The period of employment can range from one day to weeks to several months.
- Hours worked in a day or week may be more or less than the traditional 8 hour work day or 40 hour work week.
- You can expect to spend unpaid time expanding your networks, advertising, promoting your services, or honing your skills.
- Once graduates begin to work freelance or are self-employed, they will be asked to provide documentation that they are employed as such so that they may be counted as placed for our job placement records.
- Students initialing this disclosure understand that either a majority or all of this school's graduates are employed in this manner and understand what comprises this work style.

Student's Initials: _____ Date: _____

Only initial after you have had sufficient time to read and understand the information.



License Examination Passage Rates (includes data for the two calendar years prior to reporting)

Calendar Year	Number of Graduates in Calendar Year	Number of Graduates Taking Exam	Number Who Passed First Available Exam	Number Who Failed First Available Exam	Passage Rate
2016	N/A	N/A	N/A	N/A	N/A
2017	N/A	N/A	N/A	N/A	N/A

No state agency licensure examination is required for the employment of graduates of this program.

Salary and Wage Information (includes data for the two calendar years prior to reporting)

Annual salary and wages reported for graduates employed in the field.

Calendar Year	Graduates Available for Employment	Graduates Employed in Field	\$10,001-\$15,000	\$15,001-\$20,000	\$20,001-\$25,000	\$25,001-\$30,000	\$30,001-\$35,000	\$35,001-\$40,000	\$40,001-\$45,000	\$45,001-\$50,000	\$50,001+	No Salary Information Reported
2016	N/A	N/A	N/A	N/A	N/A	N/A	N/A	N/A	N/A	N/A	N/A	N/A
2017	N/A	N/A	N/A	N/A	N/A	N/A	N/A	N/A	N/A	N/A	N/A	N/A

A list of sources used to substantiate salary disclosures is available from the school. The institution verifies graduate employment and salary information through employer verifications or student attestations. Additionally, a student may obtain salary information by visiting the Bureau of Labor Statistics website at: <https://www.bls.gov/>

Student's Initials: _____ Date: _____

Initial only after you have had sufficient time to read and understand the information.

Cost of Educational Program

Total charges for the program for students completing on-time in 2017: \$19,900. Additional charges may be incurred if the program is not completed on-time.

Student's Initials: _____ Date: _____

Initial only after you have had sufficient time to read and understand the information.

Federal Student Loan Debt

Most recent three year cohort default rate, as reported by the United State Department of Education. ¹	The percentage of enrolled students in 2017 receiving federal student loans to pay for this program.	The average amount of federal student loan debt of 2017 graduates who took out federal student loans at this institution.	The percentage of graduates in 2017 with federal student loans as calculated by the institution.
14.3%	N/A	\$8,215	83%

¹The percentage of students who defaulted on their federal student loans is called the Cohort Default Rate (CDR). It shows the percentage of this school's students who were more than 270 days (9 months) behind on their federal student loans within three years of when the first payment was due. This is the most recent CDR reported by the U.S. Department of Education.



Student's Initials: _____ Date: _____

Initial only after you have had sufficient time to read and understand the information.

This fact sheet is filed with the Bureau for Private Postsecondary Education. Regardless of any information you may have relating to completion rates, placement rates, starting salaries, or license exam passage rates, this fact sheet contains the information as calculated pursuant to state law.

Any questions a student may have regarding this fact sheet that have not been satisfactorily answered by the institution may be directed to the Bureau for Private Postsecondary Education at 2535 Capitol Oaks Drive, Suite 400, Sacramento, CA 95833, www.bppe.ca.gov, toll-free telephone number (888) 370-7589 or by fax (916) 263-1897.

Student Name - Print

Student Signature

Date

School Official

Date



Definitions

- “Number of Students Who Began the Program” means the number of students who began a program who were scheduled to complete the program within 100% of the published program length within the reporting calendar year and excludes all students who cancelled during the cancellation period.
- “Students Available for Graduation” is the number of students who began the program minus the number of students who have died, been incarcerated, or been called to active military duty.
- “Number of On-time Graduates” is the number of students who completed the program within 100% of the published program length within the reporting calendar year.
- “On-time Completion Rate” is the number of on-time graduates divided by the number of students available for graduation.
- “150% Graduates” is the number of students who completed the program within 150% of the program length (includes on-time graduates).
- “150% Completion Rate” is the number of students who completed the program in the reported calendar year within 150% of the published program length, including on-time graduates, divided by the number of students available for graduation.
- “Graduates Available for Employment” means the number of graduates minus the number of graduates unavailable for employment.
- “Graduates Unavailable for Employment” means the graduates who, after graduation, die, become incarcerated, are called to active military duty, are international students that leave the United States or do not have a visa allowing employment in the United States, or are continuing their education in an accredited or bureau-approved postsecondary institution.
- “Graduates Employed in the Field” means graduates who beginning within six months after a student completes the applicable educational program are gainfully employed, whose employment has been reported, and for whom the institution has documented verification of employment. For occupations for which the state requires passing an examination, the six months period begins after the announcement of the examination results for the first examination available after a student completes an applicable educational program.
- “Placement Rate Employed in the Field” is calculated by dividing the number of graduates gainfully employed in the field by the number of graduates available for employment.
- “Number of Graduates Taking Exam” is the number of graduates who took the first available exam in the reported calendar year.
- “First Available Exam Date” is the date for the first available exam after a student completed a program.
- “Passage Rate” is calculated by dividing the number of graduates who passed the exam by the number of graduates who took the reported licensing exam.



- “Number Who Passed First Available Exam” is the number of graduates who took and passed the first available licensing exam after completing the program.
 - “Salary” is as reported by graduate or graduate’s employer.
 - “No Salary Information Reported” is the number of graduates for whom, after making reasonable attempts, the school was not able to obtain salary information.
-



STUDENT'S RIGHT TO CANCEL

California Education Code Section 94919 (d), provides that the student has the right to cancel and obtain a refund of charges paid (excluding the registration fee) through attendance at the first class session, or the seventh day after enrollment, whichever is later. In accordance with California Education Code Section 94919(d), the institution's policy is that all new and re-entry students have the right to cancel the enrollment agreement until midnight of the seventh (7) day from the scheduled start date of the first module not including holidays (but does include weekends and in-service days).

In accordance with California Education Code Section 94919(b), Students shall notify the school in writing of the cancellation of their enrollment agreement ("Notice of Cancellation"). If the Notice of Cancellation is received by mail, it is effective when deposited in the mail properly addressed with postage prepaid. A student may cancel the enrollment agreement in the event the school cancels the program. All monies paid (with the exception of the registration Fee), will be returned to the student within thirty (30) days after either the school receives the applicant's Notice of Cancellation; or if the school cancels this agreement as described below.

A cancellation determination will be made by the institution for new and re-entry students on or before midnight of the fourteenth (14) consecutive calendar day from the scheduled start date of the first module (for re-entry students, it is the first module in which the student is enrolled upon returning to school), not including school-scheduled holidays and school-scheduled breaks (winter, spring, and summer breaks only) based on the following criteria:

1. Violation of the Student Code of Conduct.
2. Unable to obtain proof of high school graduation or equivalent.
3. Incomplete arrangements to fulfill financial obligations.

All new students whose Last Day of Attendance (LDA) falls on or before midnight of the fourteenth (14) consecutive calendar day from the scheduled start date of the first module, not including school-scheduled breaks (winter, spring, and summer breaks only) and any holidays published in the academic calendar in the catalog, will be assigned the status "Early Withdrawal" (EW). The determination date for "EW" will fall on the 14th absence consecutive calendar day from the student's LDA not including school-scheduled breaks (winter, spring, and summer breaks only) and any school-scheduled holidays, when the "EW" status will be automatically assigned by Electronic Student Database.

Note: Cancellations and Early Withdrawals will result in all charges being reversed with the exception of the registration fee which is non-refundable. The registration fee will be returned to all students who cancel their enrollment within three (3) business days from the date the enrollment agreement was signed at the following locations: Bakersfield, Fresno, Gardena, Riverside and Sacramento. In the event where the school cancels the program, any registration fees paid by the student will be refunded.



SCHOOL PERFORMANCE FACT SHEET
CALENDAR YEARS 2016 & 2017

Business Office Administration - 34 Weeks

On-Time Completion Rates (Graduation Rates)

Includes data for the two calendar years prior to reporting.

Calendar Year	Number of Students Who Began the Program	Students Available for Graduation	Number of On-Time Graduates	On-Time Completion Rate
2016	48	46	8	17%
2017	23	21	6	28%

Student's Initials: _____ Date: _____

Initial only after you have had sufficient time to read and understand the information.

Students Completing Within 150% of the Published Program Length

Calendar Year	Number of Students Who Began the Program	Students Available for Graduation	150% Graduates	150% Completion Rate
2016	48	46	30	65%
2017	23	21	15	71%

Student's Initials: _____ Date: _____

Initial only after you have had sufficient time to read and understand the information.



Job Placement Rates (includes data for the two calendar years prior to reporting)

Calendar Year	Number of Students Who Began Program	Number of Graduates	Graduates Available for Employment	Graduates Employed in the Field	Placement Rate % Employed in the Field
2016	48	N/A*	N/A*	N/A*	N/A*
2017	23	16	15	10	67%

Note: * Because of the change in the Bureaus reporting regulations, which became effective on July 14, 2016, this institution was not required to collect the data for its 2016 and prior graduates.

You may obtain from the institution a list of the employment positions determined to be in the field for which a student received education and training. A copy of such listing is available in the school catalog posted at <http://www.uei.edu/>

Gainfully Employed Categories (includes data for the two calendar years prior to reporting)

Part-Time vs. Full-Time Employment

Calendar Year	Graduates Employed in the Field 20-29 Hours Per Week	Graduates Employed in the Field at Least 30 Hours Per Week	Total Graduates Employed in the Field
2016	N/A*	N/A*	N/A*
2017	3	7	10

Single Position vs. Concurrent Aggregated Position

Calendar Year	Graduates Employed in the Field in a Single Position	Graduates Employed in the Field in Concurrent Aggregated Positions	Total Graduates Employed in the Field
2016	N/A*	N/A*	N/A*
2017	10	0	10



Self-Employed / Freelance Positions

Calendar Year	Graduates Employed who are Self-Employed or Working Freelance	Total Graduates Employed in the Field
2016	N/A*	N/A*
2017	1	10

Institutional Employment

Calendar Year	Graduates Employed in the Field who are Employed by the Institution, an Employer Owned by the Institution, or an Employer who Shares Ownership with the Institution.	Total Graduates Employed in the Field
2016	N/A*	N/A*
2017	0	10

Student's Initials: _____ Date: _____

Initial only after you have had sufficient time to read and understand the information.

Self-Employed / Freelance Positions

This program may result in freelance or self-employment.

- The work available to graduates of this program is usually for freelance or self-employment.
- This type of work may not be consistent.
- The period of employment can range from one day to weeks to several months.
- Hours worked in a day or week may be more or less than the traditional 8 hour work day or 40 hour work week.
- You can expect to spend unpaid time expanding your networks, advertising, promoting your services, or honing your skills.
- Once graduates begin to work freelance or are self-employed, they will be asked to provide documentation that they are employed as such so that they may be counted as placed for our job placement records.
- Students initialing this disclosure understand that either a majority or all of this school's graduates are employed in this manner and understand what comprises this work style.

Student's Initials: _____ Date: _____

Only initial after you have had sufficient time to read and understand the information.



License Examination Passage Rates *(includes data for the two calendar years prior to reporting)*

Calendar Year	Number of Graduates in Calendar Year	Number of Graduates Taking Exam	Number Who Passed First Available Exam	Number Who Failed First Available Exam	Passage Rate
2016	N/A	N/A	N/A	N/A	N/A
2017	N/A	N/A	N/A	N/A	N/A

No state agency licensure examination is required for the employment of graduates of this program.

Salary and Wage Information *(includes data for the two calendar years prior to reporting)*

Annual salary and wages reported for graduates employed in the field.

Calendar Year	Graduates Available for Employment	Graduates Employed in Field	\$10,001-\$15,000	\$15,001-\$20,000	\$20,001-\$25,000	\$25,001-\$30,000	\$30,001-\$35,000	\$35,001-\$40,000	\$40,001-\$45,000	\$45,001-\$50,000	\$50,001+	No Salary Information Reported
2016	N/A*	N/A*	N/A*	N/A*	N/A*	N/A*	N/A*	N/A*	N/A*	N/A*	N/A*	N/A*
2017	15	10	1	1	2	1	2	1	1	0	1	0

A list of sources used to substantiate salary disclosures is available from the school. The institution verifies graduate employment and salary information through employer verifications or student attestations. Additionally, a student may obtain salary information by visiting the Bureau of Labor Statistics website at: <https://www.bls.gov/>

Student's Initials: _____ Date: _____

Initial only after you have had sufficient time to read and understand the information.

Cost of Educational Program

Total charges for the program for students completing on-time in 2017: \$19,900. Additional charges may be incurred if the program is not completed on-time.

Student's Initials: _____ Date: _____

Initial only after you have had sufficient time to read and understand the information.



Federal Student Loan Debt

Most recent three year cohort default rate, as reported by the United State Department of Education. ¹	The percentage of enrolled students in 2017 receiving federal student loans to pay for this program.	The average amount of federal student loan debt of 2017 graduates who took out federal student loans at this institution.	The percentage of graduates in 2017 with federal student loans as calculated by the institution.
14.3%	70%	\$8,215	83%

¹The percentage of students who defaulted on their federal student loans is called the Cohort Default Rate (CDR). It shows the percentage of this school’s students who were more than 270 days (9 months) behind on their federal student loans within three years of when the first payment was due. This is the most recent CDR reported by the U.S. Department of Education.

Student’s Initials: _____ **Date:** _____

Initial only after you have had sufficient time to read and understand the information.

This fact sheet is filed with the Bureau for Private Postsecondary Education. Regardless of any information you may have relating to completion rates, placement rates, starting salaries, or license exam passage rates, this fact sheet contains the information as calculated pursuant to state law.

Any questions a student may have regarding this fact sheet that have not been satisfactorily answered by the institution may be directed to the Bureau for Private Postsecondary Education at 2535 Capitol Oaks Drive, Suite 400, Sacramento, CA 95833, www.bppe.ca.gov, toll-free telephone number (888) 370-7589 or by fax (916) 263-1897.

Student Name - Print

Student Signature

Date

School Official

Date



Definitions

- “Number of Students Who Began the Program” means the number of students who began a program who were scheduled to complete the program within 100% of the published program length within the reporting calendar year and excludes all students who cancelled during the cancellation period.
- “Students Available for Graduation” is the number of students who began the program minus the number of students who have died, been incarcerated, or been called to active military duty.
- “Number of On-time Graduates” is the number of students who completed the program within 100% of the published program length within the reporting calendar year.
- “On-time Completion Rate” is the number of on-time graduates divided by the number of students available for graduation.
- “150% Graduates” is the number of students who completed the program within 150% of the program length (includes on-time graduates).
- “150% Completion Rate” is the number of students who completed the program in the reported calendar year within 150% of the published program length, including on-time graduates, divided by the number of students available for graduation.
- “Graduates Available for Employment” means the number of graduates minus the number of graduates unavailable for employment.
- “Graduates Unavailable for Employment” means the graduates who, after graduation, die, become incarcerated, are called to active military duty, are international students that leave the United States or do not have a visa allowing employment in the United States, or are continuing their education in an accredited or bureau-approved postsecondary institution.
- “Graduates Employed in the Field” means graduates who beginning within six months after a student completes the applicable educational program are gainfully employed, whose employment has been reported, and for whom the institution has documented verification of employment. For occupations for which the state requires passing an examination, the six months period begins after the announcement of the examination results for the first examination available after a student completes an applicable educational program.
- “Placement Rate Employed in the Field” is calculated by dividing the number of graduates gainfully employed in the field by the number of graduates available for employment.
- “Number of Graduates Taking Exam” is the number of graduates who took the first available exam in the reported calendar year.
- “First Available Exam Date” is the date for the first available exam after a student completed a program.
- “Passage Rate” is calculated by dividing the number of graduates who passed the exam by the number of graduates who took the reported licensing exam.
- “Number Who Passed First Available Exam” is the number of graduates who took and passed the first available licensing exam after completing the program.
- “Salary” is as reported by graduate or graduate’s employer.
- “No Salary Information Reported” is the number of graduates for whom, after making reasonable attempts, the school was not able to obtain salary information.



STUDENT'S RIGHT TO CANCEL

California Education Code Section 94919 (d), provides that the student has the right to cancel and obtain a refund of charges paid (excluding the registration fee) through attendance at the first class session, or the seventh day after enrollment, whichever is later. In accordance with California Education Code Section 94919(d), the institution's policy is that all new and re-entry students have the right to cancel the enrollment agreement until midnight of the seventh (7) day from the scheduled start date of the first module not including holidays (but does include weekends and in-service days). In accordance with California Education Code Section 94919(b), Students shall notify the school in writing of the cancellation of their enrollment agreement ("Notice of Cancellation"). If the Notice of Cancellation is received by mail, it is effective when deposited in the mail properly addressed with postage prepaid. A student may cancel the enrollment agreement in the event the school cancels the program. All monies paid (with the exception of the registration Fee), will be returned to the student within thirty (30) days after either the school receives the applicant's Notice of Cancellation; or if the school cancels this agreement as described below.

A cancellation determination will be made by the institution for new and re-entry students on or before midnight of the fourteenth (14) consecutive calendar day from the scheduled start date of the first module (for re-entry students, it is the first module in which the student is enrolled upon returning to school), not including school-scheduled holidays and school-scheduled breaks (winter, spring, and summer breaks only) based on the following criteria:

1. Violation of the Student Code of Conduct.
2. Unable to obtain proof of high school graduation or equivalent.
3. Incomplete arrangements to fulfill financial obligations.

All new students whose Last Day of Attendance (LDA) falls on or before midnight of the fourteenth (14) consecutive calendar day from the scheduled start date of the first module, not including school-scheduled breaks (winter, spring, and summer breaks only) and any holidays published in the academic calendar in the catalog, will be assigned the status "Early Withdrawal" (EW). The determination date for "EW" will fall on the 14th absence consecutive calendar day from the student's LDA not including school-scheduled breaks (winter, spring, and summer breaks only) and any school-scheduled holidays, when the "EW" status will be automatically assigned by Electronic Student Database.

Note: Cancellations and Early Withdrawals will result in all charges being reversed with the exception of the registration fee which is non-refundable. The registration fee will be returned to all students who cancel their enrollment within three (3) business days from the date the enrollment agreement was signed at the following locations: Bakersfield, Fresno, Gardena, Riverside and Sacramento. In the event where the school cancels the program, any registration fees paid by the student will be refunded.





SCHOOL PERFORMANCE FACT SHEET
CALENDAR YEARS 2016 & 2017

Criminal Justice - 36 Weeks

On-Time Completion Rates (Graduation Rates)

Includes data for the two calendar years prior to reporting.

Calendar Year	Number of Students Who Began the Program	Students Available for Graduation	Number of On-Time Graduates	On-Time Completion Rate
2016	52	52	18	35%
2017	25	25	6	24%

Student's Initials: _____ Date: _____

Initial only after you have had sufficient time to read and understand the information.

Students Completing Within 150% of the Published Program Length

Calendar Year	Number of Students Who Began the Program	Students Available for Graduation	150% Graduates	150% Completion Rate
2016	52	52	33	63%
2017	25	25	20	80%

Student's Initials: _____ Date: _____

Initial only after you have had sufficient time to read and understand the information.



Job Placement Rates (includes data for the two calendar years prior to reporting)

Calendar Year	Number of Students Who Began Program	Number of Graduates	Graduates Available for Employment	Graduates Employed in the Field	Placement Rate % Employed in the Field
2016	52	N/A*	N/A*	N/A*	N/A*
2017	25	21	21	13	62%

Note: * Because of the change in the Bureaus reporting regulations, which became effective on July 14, 2016, this institution was not required to collect the data for its 2016 and prior graduates.

You may obtain from the institution a list of the employment positions determined to be in the field for which a student received education and training. A copy of such listing is available in the school catalog posted at <http://www.uei.edu/>

Gainfully Employed Categories (includes data for the two calendar years prior to reporting)

Part-Time vs. Full-Time Employment

Calendar Year	Graduates Employed in the Field 20-29 Hours Per Week	Graduates Employed in the Field at Least 30 Hours Per Week	Total Graduates Employed in the Field
2016	N/A*	N/A*	N/A*
2017	4	9	13

Single Position vs. Concurrent Aggregated Position

Calendar Year	Graduates Employed in the Field in a Single Position	Graduates Employed in the Field in Concurrent Aggregated Positions	Total Graduates Employed in the Field
2016	N/A*	N/A*	N/A*
2017	13	0	13



Self-Employed / Freelance Positions

Calendar Year	Graduates Employed who are Self-Employed or Working Freelance	Total Graduates Employed in the Field
2016	N/A*	N/A*
2017	0	13

Institutional Employment

Calendar Year	Graduates Employed in the Field who are Employed by the Institution, an Employer Owned by the Institution, or an Employer who Shares Ownership with the Institution.	Total Graduates Employed in the Field
2016	N/A*	N/A*
2017	2	13

Student's Initials: _____ Date: _____

Initial only after you have had sufficient time to read and understand the information.

Self-Employed / Freelance Positions

This program may result in freelance or self-employment.

- The work available to graduates of this program is usually for freelance or self-employment.
- This type of work may not be consistent.
- The period of employment can range from one day to weeks to several months.
- Hours worked in a day or week may be more or less than the traditional 8 hour work day or 40 hour work week.
- You can expect to spend unpaid time expanding your networks, advertising, promoting your services, or honing your skills.
- Once graduates begin to work freelance or are self-employed, they will be asked to provide documentation that they are employed as such so that they may be counted as placed for our job placement records.
- Students initialing this disclosure understand that either a majority or all of this school's graduates are employed in this manner and understand what comprises this work style.

Student's Initials: _____ Date: _____

Only initial after you have had sufficient time to read and understand the information.



License Examination Passage Rates (includes data for the two calendar years prior to reporting)

Calendar Year	Number of Graduates in Calendar Year	Number of Graduates Taking Exam	Number Who Passed First Available Exam	Number Who Failed First Available Exam	Passage Rate
2016	N/A	N/A	N/A	N/A	N/A
2017	N/A	N/A	N/A	N/A	N/A

No state agency licensure examination is required for the employment of graduates of this program.

Salary and Wage Information (includes data for the two calendar years prior to reporting)

Annual salary and wages reported for graduates employed in the field.

Calendar Year	Graduates Available for Employment	Graduates Employed in Field	\$10,001-\$15,000	\$15,001-\$20,000	\$20,001-\$25,000	\$25,001-\$30,000	\$30,001-\$35,000	\$35,001-\$40,000	\$40,001-\$45,000	\$45,001-\$50,000	\$50,001+	No Salary Information Reported
2016	N/A*	N/A*	N/A*	N/A*	N/A*	N/A*	N/A*	N/A*	N/A*	N/A*	N/A*	N/A*
2017	21	13	2	2	6	2	0	1	0	0	0	0

A list of sources used to substantiate salary disclosures is available from the school. The institution verifies graduate employment and salary information through employer verifications or student attestations. Additionally, a student may obtain salary information by visiting the Bureau of Labor Statistics website at: <https://www.bls.gov/>

Student's Initials: _____ Date: _____

Initial only after you have had sufficient time to read and understand the information.

Cost of Educational Program

Total charges for the program for students completing on-time in 2017: \$19,900. Additional charges may be incurred if the program is not completed on-time.

Student's Initials: _____ Date: _____

Initial only after you have had sufficient time to read and understand the information.



Federal Student Loan Debt

Most recent three year cohort default rate, as reported by the United State Department of Education. ¹	The percentage of enrolled students in 2017 receiving federal student loans to pay for this program.	The average amount of federal student loan debt of 2017 graduates who took out federal student loans at this institution.	The percentage of graduates in 2017 with federal student loans as calculated by the institution.
14.3%	76%	\$8,215	83%

¹The percentage of students who defaulted on their federal student loans is called the Cohort Default Rate (CDR). It shows the percentage of this school’s students who were more than 270 days (9 months) behind on their federal student loans within three years of when the first payment was due. This is the most recent CDR reported by the U.S. Department of Education.

Student’s Initials: _____ **Date:** _____

Initial only after you have had sufficient time to read and understand the information.

This fact sheet is filed with the Bureau for Private Postsecondary Education. Regardless of any information you may have relating to completion rates, placement rates, starting salaries, or license exam passage rates, this fact sheet contains the information as calculated pursuant to state law.

Any questions a student may have regarding this fact sheet that have not been satisfactorily answered by the institution may be directed to the Bureau for Private Postsecondary Education at 2535 Capitol Oaks Drive, Suite 400, Sacramento, CA 95833, www.bppe.ca.gov, toll-free telephone number (888) 370-7589 or by fax (916) 263-1897.

Student Name - Print

Student Signature

Date

School Official

Date



Definitions

- “Number of Students Who Began the Program” means the number of students who began a program who were scheduled to complete the program within 100% of the published program length within the reporting calendar year and excludes all students who cancelled during the cancellation period.
- “Students Available for Graduation” is the number of students who began the program minus the number of students who have died, been incarcerated, or been called to active military duty.
- “Number of On-time Graduates” is the number of students who completed the program within 100% of the published program length within the reporting calendar year.
- “On-time Completion Rate” is the number of on-time graduates divided by the number of students available for graduation.
- “150% Graduates” is the number of students who completed the program within 150% of the program length (includes on-time graduates).
- “150% Completion Rate” is the number of students who completed the program in the reported calendar year within 150% of the published program length, including on-time graduates, divided by the number of students available for graduation.
- “Graduates Available for Employment” means the number of graduates minus the number of graduates unavailable for employment.
- “Graduates Unavailable for Employment” means the graduates who, after graduation, die, become incarcerated, are called to active military duty, are international students that leave the United States or do not have a visa allowing employment in the United States, or are continuing their education in an accredited or bureau-approved postsecondary institution.
- “Graduates Employed in the Field” means graduates who beginning within six months after a student completes the applicable educational program are gainfully employed, whose employment has been reported, and for whom the institution has documented verification of employment. For occupations for which the state requires passing an examination, the six months period begins after the announcement of the examination results for the first examination available after a student completes an applicable educational program.
- “Placement Rate Employed in the Field” is calculated by dividing the number of graduates gainfully employed in the field by the number of graduates available for employment.
- “Number of Graduates Taking Exam” is the number of graduates who took the first available exam in the reported calendar year.
- “First Available Exam Date” is the date for the first available exam after a student completed a program.
- “Passage Rate” is calculated by dividing the number of graduates who passed the exam by the number of graduates who took the reported licensing exam.
- “Number Who Passed First Available Exam” is the number of graduates who took and passed the first available licensing exam after completing the program.
- “Salary” is as reported by graduate or graduate’s employer.
- “No Salary Information Reported” is the number of graduates for whom, after making reasonable attempts, the school was not able to obtain salary information.



STUDENT'S RIGHT TO CANCEL

California Education Code Section 94919 (d), provides that the student has the right to cancel and obtain a refund of charges paid (excluding the registration fee) through attendance at the first class session, or the seventh day after enrollment, whichever is later. In accordance with California Education Code Section 94919(d), the institution's policy is that all new and re-entry students have the right to cancel the enrollment agreement until midnight of the seventh (7) day from the scheduled start date of the first module not including holidays (but does include weekends and in-service days). In accordance with California Education Code Section 94919(b), Students shall notify the school in writing of the cancellation of their enrollment agreement ("Notice of Cancellation"). If the Notice of Cancellation is received by mail, it is effective when deposited in the mail properly addressed with postage prepaid. A student may cancel the enrollment agreement in the event the school cancels the program. All monies paid (with the exception of the registration Fee), will be returned to the student within thirty (30) days after either the school receives the applicant's Notice of Cancellation; or if the school cancels this agreement as described below.

A cancellation determination will be made by the institution for new and re-entry students on or before midnight of the fourteenth (14) consecutive calendar day from the scheduled start date of the first module (for re-entry students, it is the first module in which the student is enrolled upon returning to school), not including school-scheduled holidays and school-scheduled breaks (winter, spring, and summer breaks only) based on the following criteria:

1. Violation of the Student Code of Conduct.
2. Unable to obtain proof of high school graduation or equivalent.
3. Incomplete arrangements to fulfill financial obligations.

All new students whose Last Day of Attendance (LDA) falls on or before midnight of the fourteenth (14) consecutive calendar day from the scheduled start date of the first module, not including school-scheduled breaks (winter, spring, and summer breaks only) and any holidays published in the academic calendar in the catalog, will be assigned the status "Early Withdrawal" (EW). The determination date for "EW" will fall on the 14th absence consecutive calendar day from the student's LDA not including school-scheduled breaks (winter, spring, and summer breaks only) and any school-scheduled holidays, when the "EW" status will be automatically assigned by Electronic Student Database.

Note: Cancellations and Early Withdrawals will result in all charges being reversed with the exception of the registration fee which is non-refundable. The registration fee will be returned to all students who cancel their enrollment within three (3) business days from the date the enrollment agreement was signed at the following locations: Bakersfield, Fresno, Gardena, Riverside and Sacramento. In the event where the school cancels the program, any registration fees paid by the student will be refunded.





SCHOOL PERFORMANCE FACT SHEET
CALENDAR YEARS 2016 & 2017

Computer Systems Technician - 34 Weeks

On-Time Completion Rates (Graduation Rates)

Includes data for the two calendar years prior to reporting.

Calendar Year	Number of Students Who Began the Program	Students Available for Graduation	Number of On-Time Graduates	On-Time Completion Rate
2016	43	42	11	26%
2017	30	29	3	10%

Student's Initials: _____ Date: _____

Initial only after you have had sufficient time to read and understand the information.

Students Completing Within 150% of the Published Program Length

Calendar Year	Number of Students Who Began the Program	Students Available for Graduation	150% Graduates	150% Completion Rate
2016	43	42	30	71%
2017	30	29	19	65%

Student's Initials: _____ Date: _____

Initial only after you have had sufficient time to read and understand the information.



Job Placement Rates (includes data for the two calendar years prior to reporting)

Calendar Year	Number of Students Who Began Program	Number of Graduates	Graduates Available for Employment	Graduates Employed in the Field	Placement Rate % Employed in the Field
2016	43	N/A*	N/A*	N/A*	N/A*
2017	30	21	21	12	57%

Note: * Because of the change in the Bureaus reporting regulations, which became effective on July 14, 2016, this institution was not required to collect the data for its 2016 and prior graduates.

You may obtain from the institution a list of the employment positions determined to be in the field for which a student received education and training. A copy of such listing is available in the school catalog posted at <http://www.uei.edu/>

Gainfully Employed Categories (includes data for the two calendar years prior to reporting)

Part-Time vs. Full-Time Employment

Calendar Year	Graduates Employed in the Field 20-29 Hours Per Week	Graduates Employed in the Field at Least 30 Hours Per Week	Total Graduates Employed in the Field
2016	N/A*	N/A*	N/A*
2017	5	7	12

Single Position vs. Concurrent Aggregated Position

Calendar Year	Graduates Employed in the Field in a Single Position	Graduates Employed in the Field in Concurrent Aggregated Positions	Total Graduates Employed in the Field
2016	N/A*	N/A*	N/A*
2017	12	0	12



Self-Employed / Freelance Positions

Calendar Year	Graduates Employed who are Self-Employed or Working Freelance	Total Graduates Employed in the Field
2016	N/A*	N/A*
2017	0	12

Institutional Employment

Calendar Year	Graduates Employed in the Field who are Employed by the Institution, an Employer Owned by the Institution, or an Employer who Shares Ownership with the Institution.	Total Graduates Employed in the Field
2016	N/A*	N/A*
2017	0	12

Student's Initials: _____ Date: _____

Initial only after you have had sufficient time to read and understand the information.

Self-Employed / Freelance Positions

This program may result in freelance or self-employment.

- The work available to graduates of this program is usually for freelance or self-employment.
- This type of work may not be consistent.
- The period of employment can range from one day to weeks to several months.
- Hours worked in a day or week may be more or less than the traditional 8 hour work day or 40 hour work week.
- You can expect to spend unpaid time expanding your networks, advertising, promoting your services, or honing your skills.
- Once graduates begin to work freelance or are self-employed, they will be asked to provide documentation that they are employed as such so that they may be counted as placed for our job placement records.
- Students initialing this disclosure understand that either a majority or all of this school's graduates are employed in this manner and understand what comprises this work style.

Student's Initials: _____ Date: _____

Only initial after you have had sufficient time to read and understand the information.



License Examination Passage Rates (includes data for the two calendar years prior to reporting)

Calendar Year	Number of Graduates in Calendar Year	Number of Graduates Taking Exam	Number Who Passed First Available Exam	Number Who Failed First Available Exam	Passage Rate
2016	N/A	N/A	N/A	N/A	N/A
2017	N/A	N/A	N/A	N/A	N/A

No state agency licensure examination is required for the employment of graduates of this program.

Salary and Wage Information (includes data for the two calendar years prior to reporting)

Annual salary and wages reported for graduates employed in the field.

Calendar Year	Graduates Available for Employment	Graduates Employed in Field	\$10,001-\$15,000	\$15,001-\$20,000	\$20,001-\$25,000	\$25,001-\$30,000	\$30,001-\$35,000	\$35,001-\$40,000	\$40,001-\$45,000	\$45,001-\$50,000	\$50,001+	No Salary Information Reported
2016	N/A*	N/A*	N/A*	N/A*	N/A*	N/A*	N/A*	N/A*	N/A*	N/A*	N/A*	N/A*
2017	21	12	3	2	3	1	0	1	2	0	0	0

A list of sources used to substantiate salary disclosures is available from the school. The institution verifies graduate employment and salary information through employer verifications or student attestations. Additionally, a student may obtain salary information by visiting the Bureau of Labor Statistics website at: <https://www.bls.gov/>

Student's Initials: _____ Date: _____

Initial only after you have had sufficient time to read and understand the information.

Cost of Educational Program

Total charges for the program for students completing on-time in 2017: \$19,900. Additional charges may be incurred if the program is not completed on-time.

Student's Initials: _____ Date: _____

Initial only after you have had sufficient time to read and understand the information.



Federal Student Loan Debt

Most recent three year cohort default rate, as reported by the United State Department of Education. ¹	The percentage of enrolled students in 2017 receiving federal student loans to pay for this program.	The average amount of federal student loan debt of 2017 graduates who took out federal student loans at this institution.	The percentage of graduates in 2017 with federal student loans as calculated by the institution.
14.3%	70%	\$8,215	83%

¹The percentage of students who defaulted on their federal student loans is called the Cohort Default Rate (CDR). It shows the percentage of this school’s students who were more than 270 days (9 months) behind on their federal student loans within three years of when the first payment was due. This is the most recent CDR reported by the U.S. Department of Education.

Student’s Initials: _____ **Date:** _____

Initial only after you have had sufficient time to read and understand the information.

This fact sheet is filed with the Bureau for Private Postsecondary Education. Regardless of any information you may have relating to completion rates, placement rates, starting salaries, or license exam passage rates, this fact sheet contains the information as calculated pursuant to state law.

Any questions a student may have regarding this fact sheet that have not been satisfactorily answered by the institution may be directed to the Bureau for Private Postsecondary Education at 2535 Capitol Oaks Drive, Suite 400, Sacramento, CA 95833, www.bppe.ca.gov, toll-free telephone number (888) 370-7589 or by fax (916) 263-1897.

Student Name - Print

Student Signature

Date

School Official

Date



Definitions

- “Number of Students Who Began the Program” means the number of students who began a program who were scheduled to complete the program within 100% of the published program length within the reporting calendar year and excludes all students who cancelled during the cancellation period.
- “Students Available for Graduation” is the number of students who began the program minus the number of students who have died, been incarcerated, or been called to active military duty.
- “Number of On-time Graduates” is the number of students who completed the program within 100% of the published program length within the reporting calendar year.
- “On-time Completion Rate” is the number of on-time graduates divided by the number of students available for graduation.
- “150% Graduates” is the number of students who completed the program within 150% of the program length (includes on-time graduates).
- “150% Completion Rate” is the number of students who completed the program in the reported calendar year within 150% of the published program length, including on-time graduates, divided by the number of students available for graduation.
- “Graduates Available for Employment” means the number of graduates minus the number of graduates unavailable for employment.
- “Graduates Unavailable for Employment” means the graduates who, after graduation, die, become incarcerated, are called to active military duty, are international students that leave the United States or do not have a visa allowing employment in the United States, or are continuing their education in an accredited or bureau-approved postsecondary institution.
- “Graduates Employed in the Field” means graduates who beginning within six months after a student completes the applicable educational program are gainfully employed, whose employment has been reported, and for whom the institution has documented verification of employment. For occupations for which the state requires passing an examination, the six months period begins after the announcement of the examination results for the first examination available after a student completes an applicable educational program.
- “Placement Rate Employed in the Field” is calculated by dividing the number of graduates gainfully employed in the field by the number of graduates available for employment.
- “Number of Graduates Taking Exam” is the number of graduates who took the first available exam in the reported calendar year.
- “First Available Exam Date” is the date for the first available exam after a student completed a program.
- “Passage Rate” is calculated by dividing the number of graduates who passed the exam by the number of graduates who took the reported licensing exam.
- “Number Who Passed First Available Exam” is the number of graduates who took and passed the first available licensing exam after completing the program.
- “Salary” is as reported by graduate or graduate’s employer.
- “No Salary Information Reported” is the number of graduates for whom, after making reasonable attempts, the school was not able to obtain salary information.



STUDENT'S RIGHT TO CANCEL

California Education Code Section 94919 (d), provides that the student has the right to cancel and obtain a refund of charges paid (excluding the registration fee) through attendance at the first class session, or the seventh day after enrollment, whichever is later. In accordance with California Education Code Section 94919(d), the institution's policy is that all new and re-entry students have the right to cancel the enrollment agreement until midnight of the seventh (7) day from the scheduled start date of the first module not including holidays (but does include weekends and in-service days). In accordance with California Education Code Section 94919(b), Students shall notify the school in writing of the cancellation of their enrollment agreement ("Notice of Cancellation"). If the Notice of Cancellation is received by mail, it is effective when deposited in the mail properly addressed with postage prepaid. A student may cancel the enrollment agreement in the event the school cancels the program. All monies paid (with the exception of the registration Fee), will be returned to the student within thirty (30) days after either the school receives the applicant's Notice of Cancellation; or if the school cancels this agreement as described below.

A cancellation determination will be made by the institution for new and re-entry students on or before midnight of the fourteenth (14) consecutive calendar day from the scheduled start date of the first module (for re-entry students, it is the first module in which the student is enrolled upon returning to school), not including school-scheduled holidays and school-scheduled breaks (winter, spring, and summer breaks only) based on the following criteria:

1. Violation of the Student Code of Conduct.
2. Unable to obtain proof of high school graduation or equivalent.
3. Incomplete arrangements to fulfill financial obligations.

All new students whose Last Day of Attendance (LDA) falls on or before midnight of the fourteenth (14) consecutive calendar day from the scheduled start date of the first module, not including school-scheduled breaks (winter, spring, and summer breaks only) and any holidays published in the academic calendar in the catalog, will be assigned the status "Early Withdrawal" (EW). The determination date for "EW" will fall on the 14th absence consecutive calendar day from the student's LDA not including school-scheduled breaks (winter, spring, and summer breaks only) and any school-scheduled holidays, when the "EW" status will be automatically assigned by Electronic Student Database.

Note: Cancellations and Early Withdrawals will result in all charges being reversed with the exception of the registration fee which is non-refundable. The registration fee will be returned to all students who cancel their enrollment within three (3) business days from the date the enrollment agreement was signed at the following locations: Bakersfield, Fresno, Gardena, Riverside and Sacramento. In the event where the school cancels the program, any registration fees paid by the student will be refunded.





SCHOOL PERFORMANCE FACT SHEET
CALENDAR YEARS 2016 & 2017

Dental Assistant - 34 Weeks

On-Time Completion Rates (Graduation Rates)

Includes data for the two calendar years prior to reporting.

Calendar Year	Number of Students Who Began the Program	Students Available for Graduation	Number of On-Time Graduates	On-Time Completion Rate
2016	61	61	17	28%
2017	70	70	25	35%

Student's Initials: _____ Date: _____

Initial only after you have had sufficient time to read and understand the information.

Students Completing Within 150% of the Published Program Length

Calendar Year	Number of Students Who Began the Program	Students Available for Graduation	150% Graduates	150% Completion Rate
2016	61	61	50	82%
2017	70	70	53	75%

Student's Initials: _____ Date: _____

Initial only after you have had sufficient time to read and understand the information.



Job Placement Rates (includes data for the two calendar years prior to reporting)

Calendar Year	Number of Students Who Began Program	Number of Graduates	Graduates Available for Employment	Graduates Employed in the Field	Placement Rate % Employed in the Field
2016	61	N/A*	N/A*	N/A*	N/A*
2017	70	56	56	37	66%

Note: * Because of the change in the Bureaus reporting regulations, which became effective on July 14, 2016, this institution was not required to collect the data for its 2016 and prior graduates.

You may obtain from the institution a list of the employment positions determined to be in the field for which a student received education and training. A copy of such listing is available in the school catalog posted at <http://www.uei.edu/>

Gainfully Employed Categories (includes data for the two calendar years prior to reporting)

Part-Time vs. Full-Time Employment

Calendar Year	Graduates Employed in the Field 20-29 Hours Per Week	Graduates Employed in the Field at Least 30 Hours Per Week	Total Graduates Employed in the Field
2016	N/A*	N/A*	N/A*
2017	10	27	37

Single Position vs. Concurrent Aggregated Position

Calendar Year	Graduates Employed in the Field in a Single Position	Graduates Employed in the Field in Concurrent Aggregated Positions	Total Graduates Employed in the Field
2016	N/A*	N/A*	N/A*
2017	37	0	37



Self-Employed / Freelance Positions

Calendar Year	Graduates Employed who are Self-Employed or Working Freelance	Total Graduates Employed in the Field
2016	N/A*	N/A*
2017	0	37

Institutional Employment

Calendar Year	Graduates Employed in the Field who are Employed by the Institution, an Employer Owned by the Institution, or an Employer who Shares Ownership with the Institution.	Total Graduates Employed in the Field
2016	N/A*	N/A*
2017	0	37

Student's Initials: _____ Date: _____

Initial only after you have had sufficient time to read and understand the information.

Self-Employed / Freelance Positions

This program may result in freelance or self-employment.

- The work available to graduates of this program is usually for freelance or self-employment.
- This type of work may not be consistent.
- The period of employment can range from one day to weeks to several months.
- Hours worked in a day or week may be more or less than the traditional 8 hour work day or 40 hour work week.
- You can expect to spend unpaid time expanding your networks, advertising, promoting your services, or honing your skills.
- Once graduates begin to work freelance or are self-employed, they will be asked to provide documentation that they are employed as such so that they may be counted as placed for our job placement records.
- Students initialing this disclosure understand that either a majority or all of this school's graduates are employed in this manner and understand what comprises this work style.

Student's Initials: _____ Date: _____

Only initial after you have had sufficient time to read and understand the information.



License Examination Passage Rates (includes data for the two calendar years prior to reporting)

Table with 6 columns: Calendar Year, Number of Graduates in Calendar Year, Number of Graduates Taking Exam, Number Who Passed First Available Exam, Number Who Failed First Available Exam, Passage Rate. Rows for 2016 and 2017.

No state agency licensure examination is required for the employment of graduates of this program.

Salary and Wage Information (includes data for the two calendar years prior to reporting)

Annual salary and wages reported for graduates employed in the field.

Table with 13 columns: Calendar Year, Graduates Available for Employment, Graduates Employed in Field, and salary brackets from \$10,001-\$15,000 to \$50,001+, plus No Salary Information Reported.

A list of sources used to substantiate salary disclosures is available from the school. The institution verifies graduate employment and salary information through employer verifications or student attestations. Additionally, a student may obtain salary information by visiting the Bureau of Labor Statistics website at: https://www.bls.gov/

Student's Initials: _____ Date: _____

Initial only after you have had sufficient time to read and understand the information.

Cost of Educational Program

Total charges for the program for students completing on-time in 2017: \$19,900. Additional charges may be incurred if the program is not completed on-time.

Student's Initials: _____ Date: _____

Initial only after you have had sufficient time to read and understand the information.



Federal Student Loan Debt

Most recent three year cohort default rate, as reported by the United State Department of Education. ¹	The percentage of enrolled students in 2017 receiving federal student loans to pay for this program.	The average amount of federal student loan debt of 2017 graduates who took out federal student loans at this institution.	The percentage of graduates in 2017 with federal student loans as calculated by the institution.
14.3%	89%	\$8,215	83%

¹The percentage of students who defaulted on their federal student loans is called the Cohort Default Rate (CDR). It shows the percentage of this school’s students who were more than 270 days (9 months) behind on their federal student loans within three years of when the first payment was due. This is the most recent CDR reported by the U.S. Department of Education.

Student’s Initials: _____ **Date:** _____

Initial only after you have had sufficient time to read and understand the information.

This fact sheet is filed with the Bureau for Private Postsecondary Education. Regardless of any information you may have relating to completion rates, placement rates, starting salaries, or license exam passage rates, this fact sheet contains the information as calculated pursuant to state law.

Any questions a student may have regarding this fact sheet that have not been satisfactorily answered by the institution may be directed to the Bureau for Private Postsecondary Education at 2535 Capitol Oaks Drive, Suite 400, Sacramento, CA 95833, www.bppe.ca.gov, toll-free telephone number (888) 370-7589 or by fax (916) 263-1897.

Student Name - Print

Student Signature

Date

School Official

Date



Definitions

- “Number of Students Who Began the Program” means the number of students who began a program who were scheduled to complete the program within 100% of the published program length within the reporting calendar year and excludes all students who cancelled during the cancellation period.
- “Students Available for Graduation” is the number of students who began the program minus the number of students who have died, been incarcerated, or been called to active military duty.
- “Number of On-time Graduates” is the number of students who completed the program within 100% of the published program length within the reporting calendar year.
- “On-time Completion Rate” is the number of on-time graduates divided by the number of students available for graduation.
- “150% Graduates” is the number of students who completed the program within 150% of the program length (includes on-time graduates).
- “150% Completion Rate” is the number of students who completed the program in the reported calendar year within 150% of the published program length, including on-time graduates, divided by the number of students available for graduation.
- “Graduates Available for Employment” means the number of graduates minus the number of graduates unavailable for employment.
- “Graduates Unavailable for Employment” means the graduates who, after graduation, die, become incarcerated, are called to active military duty, are international students that leave the United States or do not have a visa allowing employment in the United States, or are continuing their education in an accredited or bureau-approved postsecondary institution.
- “Graduates Employed in the Field” means graduates who beginning within six months after a student completes the applicable educational program are gainfully employed, whose employment has been reported, and for whom the institution has documented verification of employment. For occupations for which the state requires passing an examination, the six months period begins after the announcement of the examination results for the first examination available after a student completes an applicable educational program.
- “Placement Rate Employed in the Field” is calculated by dividing the number of graduates gainfully employed in the field by the number of graduates available for employment.
- “Number of Graduates Taking Exam” is the number of graduates who took the first available exam in the reported calendar year.
- “First Available Exam Date” is the date for the first available exam after a student completed a program.
- “Passage Rate” is calculated by dividing the number of graduates who passed the exam by the number of graduates who took the reported licensing exam.
- “Number Who Passed First Available Exam” is the number of graduates who took and passed the first available licensing exam after completing the program.
- “Salary” is as reported by graduate or graduate’s employer.
- “No Salary Information Reported” is the number of graduates for whom, after making reasonable attempts, the school was not able to obtain salary information.



STUDENT'S RIGHT TO CANCEL


California Education Code Section 94919 (d), provides that the student has the right to cancel and obtain a refund of charges paid (excluding the registration fee) through attendance at the first class session, or the seventh day after enrollment, whichever is later. In accordance with California Education Code Section 94919(d), the institution's policy is that all new and re-entry students have the right to cancel the enrollment agreement until midnight of the seventh (7) day from the scheduled start date of the first module not including holidays (but does include weekends and in-service days). In accordance with California Education Code Section 94919(b), Students shall notify the school in writing of the cancellation of their enrollment agreement ("Notice of Cancellation"). If the Notice of Cancellation is received by mail, it is effective when deposited in the mail properly addressed with postage prepaid. A student may cancel the enrollment agreement in the event the school cancels the program. All monies paid (with the exception of the registration Fee), will be returned to the student within thirty (30) days after either the school receives the applicant's Notice of Cancellation; or if the school cancels this agreement as described below.

A cancellation determination will be made by the institution for new and re-entry students on or before midnight of the fourteenth (14) consecutive calendar day from the scheduled start date of the first module (for re-entry students, it is the first module in which the student is enrolled upon returning to school), not including school-scheduled holidays and school-scheduled breaks (winter, spring, and summer breaks only) based on the following criteria:

1. Violation of the Student Code of Conduct.
2. Unable to obtain proof of high school graduation or equivalent.
3. Incomplete arrangements to fulfill financial obligations.

All new students whose Last Day of Attendance (LDA) falls on or before midnight of the fourteenth (14) consecutive calendar day from the scheduled start date of the first module, not including school-scheduled breaks (winter, spring, and summer breaks only) and any holidays published in the academic calendar in the catalog, will be assigned the status "Early Withdrawal" (EW). The determination date for "EW" will fall on the 14th absence consecutive calendar day from the student's LDA not including school-scheduled breaks (winter, spring, and summer breaks only) and any school-scheduled holidays, when the "EW" status will be automatically assigned by Electronic Student Database.

Note: Cancellations and Early Withdrawals will result in all charges being reversed with the exception of the registration fee which is non-refundable. The registration fee will be returned to all students who cancel their enrollment within three (3) business days from the date the enrollment agreement was signed at the following locations: Bakersfield, Fresno, Gardena, Riverside and Sacramento. In the event where the school cancels the program, any registration fees paid by the student will be refunded.





SCHOOL PERFORMANCE FACT SHEET
CALENDAR YEARS 2016 & 2017

Medical Assistant - 34 Weeks

On-Time Completion Rates (Graduation Rates)

Includes data for the two calendar years prior to reporting.

Calendar Year	Number of Students Who Began the Program	Students Available for Graduation	Number of On-Time Graduates	On-Time Completion Rate
2016	122	122	14	11%
2017	85	84	18	21%

Student's Initials: _____ Date: _____

Initial only after you have had sufficient time to read and understand the information.

Students Completing Within 150% of the Published Program Length

Calendar Year	Number of Students Who Began the Program	Students Available for Graduation	150% Graduates	150% Completion Rate
2016	122	122	90	74%
2017	85	84	57	67%

Student's Initials: _____ Date: _____

Initial only after you have had sufficient time to read and understand the information.



Job Placement Rates (includes data for the two calendar years prior to reporting)

Calendar Year	Number of Students Who Began Program	Number of Graduates	Graduates Available for Employment	Graduates Employed in the Field	Placement Rate % Employed in the Field
2016	122	N/A*	N/A*	N/A*	N/A*
2017	85	59	58	36	62%

Note: * Because of the change in the Bureaus reporting regulations, which became effective on July 14, 2016, this institution was not required to collect the data for its 2016 and prior graduates.

You may obtain from the institution a list of the employment positions determined to be in the field for which a student received education and training. A copy of such listing is available in the school catalog posted at <http://www.uei.edu/>

Gainfully Employed Categories (includes data for the two calendar years prior to reporting)

Part-Time vs. Full-Time Employment

Calendar Year	Graduates Employed in the Field 20-29 Hours Per Week	Graduates Employed in the Field at Least 30 Hours Per Week	Total Graduates Employed in the Field
2016	N/A*	N/A*	N/A*
2017	11	25	36

Single Position vs. Concurrent Aggregated Position

Calendar Year	Graduates Employed in the Field in a Single Position	Graduates Employed in the Field in Concurrent Aggregated Positions	Total Graduates Employed in the Field
2016	N/A*	N/A*	N/A*
2017	36	0	36



Self-Employed / Freelance Positions

Calendar Year	Graduates Employed who are Self-Employed or Working Freelance	Total Graduates Employed in the Field
2016	N/A*	N/A*
2017	0	36

Institutional Employment

Calendar Year	Graduates Employed in the Field who are Employed by the Institution, an Employer Owned by the Institution, or an Employer who Shares Ownership with the Institution.	Total Graduates Employed in the Field
2016	N/A*	N/A*
2017	0	36

Student's Initials: _____ Date: _____

Initial only after you have had sufficient time to read and understand the information.

Self-Employed / Freelance Positions

This program may result in freelance or self-employment.

- The work available to graduates of this program is usually for freelance or self-employment.
- This type of work may not be consistent.
- The period of employment can range from one day to weeks to several months.
- Hours worked in a day or week may be more or less than the traditional 8 hour work day or 40 hour work week.
- You can expect to spend unpaid time expanding your networks, advertising, promoting your services, or honing your skills.
- Once graduates begin to work freelance or are self-employed, they will be asked to provide documentation that they are employed as such so that they may be counted as placed for our job placement records.
- Students initialing this disclosure understand that either a majority or all of this school's graduates are employed in this manner and understand what comprises this work style.

Student's Initials: _____ Date: _____

Only initial after you have had sufficient time to read and understand the information.



License Examination Passage Rates (includes data for the two calendar years prior to reporting)

Table with 6 columns: Calendar Year, Number of Graduates in Calendar Year, Number of Graduates Taking Exam, Number Who Passed First Available Exam, Number Who Failed First Available Exam, Passage Rate. Rows for 2016 and 2017.

No state agency licensure examination is required for the employment of graduates of this program.

Salary and Wage Information (includes data for the two calendar years prior to reporting)

Annual salary and wages reported for graduates employed in the field.

Table with 13 columns: Calendar Year, Graduates Available for Employment, Graduates Employed in Field, and salary brackets from \$10,001-\$15,000 to \$50,001+, plus No Salary Information Reported.

A list of sources used to substantiate salary disclosures is available from the school. The institution verifies graduate employment and salary information through employer verifications or student attestations. Additionally, a student may obtain salary information by visiting the Bureau of Labor Statistics website at: https://www.bls.gov/

Student's Initials: _____ Date: _____

Initial only after you have had sufficient time to read and understand the information.

Cost of Educational Program

Total charges for the program for students completing on-time in 2017: \$19,900. Additional charges may be incurred if the program is not completed on-time.

Student's Initials: _____ Date: _____

Initial only after you have had sufficient time to read and understand the information.



Federal Student Loan Debt

Most recent three year cohort default rate, as reported by the United State Department of Education. ¹	The percentage of enrolled students in 2017 receiving federal student loans to pay for this program.	The average amount of federal student loan debt of 2017 graduates who took out federal student loans at this institution.	The percentage of graduates in 2017 with federal student loans as calculated by the institution.
14.3%	96%	\$8,215	83%

¹The percentage of students who defaulted on their federal student loans is called the Cohort Default Rate (CDR). It shows the percentage of this school’s students who were more than 270 days (9 months) behind on their federal student loans within three years of when the first payment was due. This is the most recent CDR reported by the U.S. Department of Education.

Student’s Initials: _____ **Date:** _____

Initial only after you have had sufficient time to read and understand the information.

This fact sheet is filed with the Bureau for Private Postsecondary Education. Regardless of any information you may have relating to completion rates, placement rates, starting salaries, or license exam passage rates, this fact sheet contains the information as calculated pursuant to state law.

Any questions a student may have regarding this fact sheet that have not been satisfactorily answered by the institution may be directed to the Bureau for Private Postsecondary Education at 2535 Capitol Oaks Drive, Suite 400, Sacramento, CA 95833, www.bppe.ca.gov, toll-free telephone number (888) 370-7589 or by fax (916) 263-1897.

Student Name - Print

Student Signature

Date

School Official

Date



Definitions

- “Number of Students Who Began the Program” means the number of students who began a program who were scheduled to complete the program within 100% of the published program length within the reporting calendar year and excludes all students who cancelled during the cancellation period.
- “Students Available for Graduation” is the number of students who began the program minus the number of students who have died, been incarcerated, or been called to active military duty.
- “Number of On-time Graduates” is the number of students who completed the program within 100% of the published program length within the reporting calendar year.
- “On-time Completion Rate” is the number of on-time graduates divided by the number of students available for graduation.
- “150% Graduates” is the number of students who completed the program within 150% of the program length (includes on-time graduates).
- “150% Completion Rate” is the number of students who completed the program in the reported calendar year within 150% of the published program length, including on-time graduates, divided by the number of students available for graduation.
- “Graduates Available for Employment” means the number of graduates minus the number of graduates unavailable for employment.
- “Graduates Unavailable for Employment” means the graduates who, after graduation, die, become incarcerated, are called to active military duty, are international students that leave the United States or do not have a visa allowing employment in the United States, or are continuing their education in an accredited or bureau-approved postsecondary institution.
- “Graduates Employed in the Field” means graduates who beginning within six months after a student completes the applicable educational program are gainfully employed, whose employment has been reported, and for whom the institution has documented verification of employment. For occupations for which the state requires passing an examination, the six months period begins after the announcement of the examination results for the first examination available after a student completes an applicable educational program.
- “Placement Rate Employed in the Field” is calculated by dividing the number of graduates gainfully employed in the field by the number of graduates available for employment.
- “Number of Graduates Taking Exam” is the number of graduates who took the first available exam in the reported calendar year.
- “First Available Exam Date” is the date for the first available exam after a student completed a program.
- “Passage Rate” is calculated by dividing the number of graduates who passed the exam by the number of graduates who took the reported licensing exam.
- “Number Who Passed First Available Exam” is the number of graduates who took and passed the first available licensing exam after completing the program.
- “Salary” is as reported by graduate or graduate’s employer.
- “No Salary Information Reported” is the number of graduates for whom, after making reasonable attempts, the school was not able to obtain salary information.



STUDENT'S RIGHT TO CANCEL

California Education Code Section 94919 (d), provides that the student has the right to cancel and obtain a refund of charges paid (excluding the registration fee) through attendance at the first class session, or the seventh day after enrollment, whichever is later. In accordance with California Education Code Section 94919(d), the institution's policy is that all new and re-entry students have the right to cancel the enrollment agreement until midnight of the seventh (7) day from the scheduled start date of the first module not including holidays (but does include weekends and in-service days). In accordance with California Education Code Section 94919(b), Students shall notify the school in writing of the cancellation of their enrollment agreement ("Notice of Cancellation"). If the Notice of Cancellation is received by mail, it is effective when deposited in the mail properly addressed with postage prepaid. A student may cancel the enrollment agreement in the event the school cancels the program. All monies paid (with the exception of the registration Fee), will be returned to the student within thirty (30) days after either the school receives the applicant's Notice of Cancellation; or if the school cancels this agreement as described below.

A cancellation determination will be made by the institution for new and re-entry students on or before midnight of the fourteenth (14) consecutive calendar day from the scheduled start date of the first module (for re-entry students, it is the first module in which the student is enrolled upon returning to school), not including school-scheduled holidays and school-scheduled breaks (winter, spring, and summer breaks only) based on the following criteria:

1. Violation of the Student Code of Conduct.
2. Unable to obtain proof of high school graduation or equivalent.
3. Incomplete arrangements to fulfill financial obligations.

All new students whose Last Day of Attendance (LDA) falls on or before midnight of the fourteenth (14) consecutive calendar day from the scheduled start date of the first module, not including school-scheduled breaks (winter, spring, and summer breaks only) and any holidays published in the academic calendar in the catalog, will be assigned the status "Early Withdrawal" (EW). The determination date for "EW" will fall on the 14th absence consecutive calendar day from the student's LDA not including school-scheduled breaks (winter, spring, and summer breaks only) and any school-scheduled holidays, when the "EW" status will be automatically assigned by Electronic Student Database.

Note: Cancellations and Early Withdrawals will result in all charges being reversed with the exception of the registration fee which is non-refundable. The registration fee will be returned to all students who cancel their enrollment within three (3) business days from the date the enrollment agreement was signed at the following locations: Bakersfield, Fresno, Gardena, Riverside and Sacramento. In the event where the school cancels the program, any registration fees paid by the student will be refunded.





SCHOOL PERFORMANCE FACT SHEET
CALENDAR YEARS 2016 & 2017

Medical Office Specialist - 34 Weeks

On-Time Completion Rates (Graduation Rates)

Includes data for the two calendar years prior to reporting.

Calendar Year	Number of Students Who Began the Program	Students Available for Graduation	Number of On-Time Graduates	On-Time Completion Rate
2016	24	24	4	17%
2017	6	6	1	16%

Student's Initials: _____ Date: _____

Initial only after you have had sufficient time to read and understand the information.

Students Completing Within 150% of the Published Program Length

Calendar Year	Number of Students Who Began the Program	Students Available for Graduation	150% Graduates	150% Completion Rate
2016	24	24	13	54%
2017	6	6	3	50%

Student's Initials: _____ Date: _____

Initial only after you have had sufficient time to read and understand the information.



Job Placement Rates (includes data for the two calendar years prior to reporting)

Calendar Year	Number of Students Who Began Program	Number of Graduates	Graduates Available for Employment	Graduates Employed in the Field	Placement Rate % Employed in the Field
2016	24	N/A*	N/A*	N/A*	N/A*
2017	6	3	3	2	67%

Note: * Because of the change in the Bureaus reporting regulations, which became effective on July 14, 2016, this institution was not required to collect the data for its 2016 and prior graduates.

You may obtain from the institution a list of the employment positions determined to be in the field for which a student received education and training. A copy of such listing is available in the school catalog posted at <http://www.uei.edu/>

Gainfully Employed Categories (includes data for the two calendar years prior to reporting)

Part-Time vs. Full-Time Employment

Calendar Year	Graduates Employed in the Field 20-29 Hours Per Week	Graduates Employed in the Field at Least 30 Hours Per Week	Total Graduates Employed in the Field
2016	N/A*	N/A*	N/A*
2017	2	0	2

Single Position vs. Concurrent Aggregated Position

Calendar Year	Graduates Employed in the Field in a Single Position	Graduates Employed in the Field in Concurrent Aggregated Positions	Total Graduates Employed in the Field
2016	N/A*	N/A*	N/A*
2017	2	0	2



Self-Employed / Freelance Positions

Calendar Year	Graduates Employed who are Self-Employed or Working Freelance	Total Graduates Employed in the Field
2016	N/A*	N/A*
2017	0	2

Institutional Employment

Calendar Year	Graduates Employed in the Field who are Employed by the Institution, an Employer Owned by the Institution, or an Employer who Shares Ownership with the Institution.	Total Graduates Employed in the Field
2016	N/A*	N/A*
2017	0	2

Student's Initials: _____ Date: _____

Initial only after you have had sufficient time to read and understand the information.

Self-Employed / Freelance Positions

This program may result in freelance or self-employment.

- The work available to graduates of this program is usually for freelance or self-employment.
- This type of work may not be consistent.
- The period of employment can range from one day to weeks to several months.
- Hours worked in a day or week may be more or less than the traditional 8 hour work day or 40 hour work week.
- You can expect to spend unpaid time expanding your networks, advertising, promoting your services, or honing your skills.
- Once graduates begin to work freelance or are self-employed, they will be asked to provide documentation that they are employed as such so that they may be counted as placed for our job placement records.
- Students initialing this disclosure understand that either a majority or all of this school's graduates are employed in this manner and understand what comprises this work style.

Student's Initials: _____ Date: _____

Only initial after you have had sufficient time to read and understand the information.



License Examination Passage Rates (includes data for the two calendar years prior to reporting)

Table with 6 columns: Calendar Year, Number of Graduates in Calendar Year, Number of Graduates Taking Exam, Number Who Passed First Available Exam, Number Who Failed First Available Exam, Passage Rate. Rows for 2016 and 2017.

No state agency licensure examination is required for the employment of graduates of this program.

Salary and Wage Information (includes data for the two calendar years prior to reporting)

Annual salary and wages reported for graduates employed in the field.

Table with 13 columns: Calendar Year, Graduates Available for Employment, Graduates Employed in Field, and salary brackets from \$10,001-\$15,000 to \$50,001+, plus No Salary Information Reported.

A list of sources used to substantiate salary disclosures is available from the school. The institution verifies graduate employment and salary information through employer verifications or student attestations. Additionally, a student may obtain salary information by visiting the Bureau of Labor Statistics website at: https://www.bls.gov/

Student's Initials: _____ Date: _____

Initial only after you have had sufficient time to read and understand the information.

Cost of Educational Program

Total charges for the program for students completing on-time in 2017: \$19,900. Additional charges may be incurred if the program is not completed on-time.

Student's Initials: _____ Date: _____

Initial only after you have had sufficient time to read and understand the information.



Federal Student Loan Debt

Most recent three year cohort default rate, as reported by the United State Department of Education. ¹	The percentage of enrolled students in 2017 receiving federal student loans to pay for this program.	The average amount of federal student loan debt of 2017 graduates who took out federal student loans at this institution.	The percentage of graduates in 2017 with federal student loans as calculated by the institution.
14.3%	83%	\$8,215	83%

¹The percentage of students who defaulted on their federal student loans is called the Cohort Default Rate (CDR). It shows the percentage of this school’s students who were more than 270 days (9 months) behind on their federal student loans within three years of when the first payment was due. This is the most recent CDR reported by the U.S. Department of Education.

Student’s Initials: _____ **Date:** _____

Initial only after you have had sufficient time to read and understand the information.

This fact sheet is filed with the Bureau for Private Postsecondary Education. Regardless of any information you may have relating to completion rates, placement rates, starting salaries, or license exam passage rates, this fact sheet contains the information as calculated pursuant to state law.

Any questions a student may have regarding this fact sheet that have not been satisfactorily answered by the institution may be directed to the Bureau for Private Postsecondary Education at 2535 Capitol Oaks Drive, Suite 400, Sacramento, CA 95833, www.bppe.ca.gov, toll-free telephone number (888) 370-7589 or by fax (916) 263-1897.

Student Name - Print

Student Signature

Date

School Official

Date



Definitions

- “Number of Students Who Began the Program” means the number of students who began a program who were scheduled to complete the program within 100% of the published program length within the reporting calendar year and excludes all students who cancelled during the cancellation period.
- “Students Available for Graduation” is the number of students who began the program minus the number of students who have died, been incarcerated, or been called to active military duty.
- “Number of On-time Graduates” is the number of students who completed the program within 100% of the published program length within the reporting calendar year.
- “On-time Completion Rate” is the number of on-time graduates divided by the number of students available for graduation.
- “150% Graduates” is the number of students who completed the program within 150% of the program length (includes on-time graduates).
- “150% Completion Rate” is the number of students who completed the program in the reported calendar year within 150% of the published program length, including on-time graduates, divided by the number of students available for graduation.
- “Graduates Available for Employment” means the number of graduates minus the number of graduates unavailable for employment.
- “Graduates Unavailable for Employment” means the graduates who, after graduation, die, become incarcerated, are called to active military duty, are international students that leave the United States or do not have a visa allowing employment in the United States, or are continuing their education in an accredited or bureau-approved postsecondary institution.
- “Graduates Employed in the Field” means graduates who beginning within six months after a student completes the applicable educational program are gainfully employed, whose employment has been reported, and for whom the institution has documented verification of employment. For occupations for which the state requires passing an examination, the six months period begins after the announcement of the examination results for the first examination available after a student completes an applicable educational program.
- “Placement Rate Employed in the Field” is calculated by dividing the number of graduates gainfully employed in the field by the number of graduates available for employment.
- “Number of Graduates Taking Exam” is the number of graduates who took the first available exam in the reported calendar year.
- “First Available Exam Date” is the date for the first available exam after a student completed a program.
- “Passage Rate” is calculated by dividing the number of graduates who passed the exam by the number of graduates who took the reported licensing exam.
- “Number Who Passed First Available Exam” is the number of graduates who took and passed the first available licensing exam after completing the program.
- “Salary” is as reported by graduate or graduate’s employer.
- “No Salary Information Reported” is the number of graduates for whom, after making reasonable attempts, the school was not able to obtain salary information.



STUDENT'S RIGHT TO CANCEL

California Education Code Section 94919 (d), provides that the student has the right to cancel and obtain a refund of charges paid (excluding the registration fee) through attendance at the first class session, or the seventh day after enrollment, whichever is later. In accordance with California Education Code Section 94919(d), the institution's policy is that all new and re-entry students have the right to cancel the enrollment agreement until midnight of the seventh (7) day from the scheduled start date of the first module not including holidays (but does include weekends and in-service days). In accordance with California Education Code Section 94919(b), Students shall notify the school in writing of the cancellation of their enrollment agreement ("Notice of Cancellation"). If the Notice of Cancellation is received by mail, it is effective when deposited in the mail properly addressed with postage prepaid. A student may cancel the enrollment agreement in the event the school cancels the program. All monies paid (with the exception of the registration Fee), will be returned to the student within thirty (30) days after either the school receives the applicant's Notice of Cancellation; or if the school cancels this agreement as described below.

A cancellation determination will be made by the institution for new and re-entry students on or before midnight of the fourteenth (14) consecutive calendar day from the scheduled start date of the first module (for re-entry students, it is the first module in which the student is enrolled upon returning to school), not including school-scheduled holidays and school-scheduled breaks (winter, spring, and summer breaks only) based on the following criteria:

1. Violation of the Student Code of Conduct.
2. Unable to obtain proof of high school graduation or equivalent.
3. Incomplete arrangements to fulfill financial obligations.

All new students whose Last Day of Attendance (LDA) falls on or before midnight of the fourteenth (14) consecutive calendar day from the scheduled start date of the first module, not including school-scheduled breaks (winter, spring, and summer breaks only) and any holidays published in the academic calendar in the catalog, will be assigned the status "Early Withdrawal" (EW). The determination date for "EW" will fall on the 14th absence consecutive calendar day from the student's LDA not including school-scheduled breaks (winter, spring, and summer breaks only) and any school-scheduled holidays, when the "EW" status will be automatically assigned by Electronic Student Database.

Note: Cancellations and Early Withdrawals will result in all charges being reversed with the exception of the registration fee which is non-refundable. The registration fee will be returned to all students who cancel their enrollment within three (3) business days from the date the enrollment agreement was signed at the following locations: Bakersfield, Fresno, Gardena, Riverside and Sacramento. In the event where the school cancels the program, any registration fees paid by the student will be refunded.





SCHOOL PERFORMANCE FACT SHEET
CALENDAR YEARS 2016 & 2017

Pharmacy Technician - 34 Weeks

On-Time Completion Rates (Graduation Rates)

Includes data for the two calendar years prior to reporting.

Calendar Year	Number of Students Who Began the Program	Students Available for Graduation	Number of On-Time Graduates	On-Time Completion Rate
2016	17	17	4	24%
2017	25	25	4	16%

Student's Initials: _____ Date: _____

Initial only after you have had sufficient time to read and understand the information.

Students Completing Within 150% of the Published Program Length

Calendar Year	Number of Students Who Began the Program	Students Available for Graduation	150% Graduates	150% Completion Rate
2016	17	17	14	82%
2017	25	25	16	64%

Student's Initials: _____ Date: _____

Initial only after you have had sufficient time to read and understand the information.



Job Placement Rates (includes data for the two calendar years prior to reporting)

Calendar Year	Number of Students Who Began Program	Number of Graduates	Graduates Available for Employment	Graduates Employed in the Field	Placement Rate % Employed in the Field
2016	17	N/A*	N/A*	N/A*	N/A*
2017	25	19	17	11	65%

Note: * Because of the change in the Bureaus reporting regulations, which became effective on July 14, 2016, this institution was not required to collect the data for its 2016 and prior graduates.

You may obtain from the institution a list of the employment positions determined to be in the field for which a student received education and training. A copy of such listing is available in the school catalog posted at <http://www.uei.edu/>

Gainfully Employed Categories (includes data for the two calendar years prior to reporting)

Part-Time vs. Full-Time Employment

Calendar Year	Graduates Employed in the Field 20-29 Hours Per Week	Graduates Employed in the Field at Least 30 Hours Per Week	Total Graduates Employed in the Field
2016	N/A*	N/A*	N/A*
2017	2	9	11

Single Position vs. Concurrent Aggregated Position

Calendar Year	Graduates Employed in the Field in a Single Position	Graduates Employed in the Field in Concurrent Aggregated Positions	Total Graduates Employed in the Field
2016	N/A*	N/A*	N/A*
2017	11	0	11



Self-Employed / Freelance Positions

Calendar Year	Graduates Employed who are Self-Employed or Working Freelance	Total Graduates Employed in the Field
2016	N/A*	N/A*
2017	0	11

Institutional Employment

Calendar Year	Graduates Employed in the Field who are Employed by the Institution, an Employer Owned by the Institution, or an Employer who Shares Ownership with the Institution.	Total Graduates Employed in the Field
2016	N/A*	N/A*
2017	0	11

Student's Initials: _____ Date: _____

Initial only after you have had sufficient time to read and understand the information.

Self-Employed / Freelance Positions

This program may result in freelance or self-employment.

- The work available to graduates of this program is usually for freelance or self-employment.
- This type of work may not be consistent.
- The period of employment can range from one day to weeks to several months.
- Hours worked in a day or week may be more or less than the traditional 8 hour work day or 40 hour work week.
- You can expect to spend unpaid time expanding your networks, advertising, promoting your services, or honing your skills.
- Once graduates begin to work freelance or are self-employed, they will be asked to provide documentation that they are employed as such so that they may be counted as placed for our job placement records.
- Students initialing this disclosure understand that either a majority or all of this school's graduates are employed in this manner and understand what comprises this work style.

Student's Initials: _____ Date: _____

Only initial after you have had sufficient time to read and understand the information.



License Examination Passage Rates (includes data for the two calendar years prior to reporting)

Table with 6 columns: Calendar Year, Number of Graduates in Calendar Year, Number of Graduates Taking Exam, Number Who Passed First Available Exam, Number Who Failed First Available Exam, Passage Rate. Rows for 2016 and 2017.

No state agency licensure examination is required for the employment of graduates of this program.

Salary and Wage Information (includes data for the two calendar years prior to reporting)

Annual salary and wages reported for graduates employed in the field.

Table with 13 columns: Calendar Year, Graduates Available for Employment, Graduates Employed in Field, and salary brackets from \$10,001-\$15,000 to \$50,001+, plus No Salary Information Reported.

A list of sources used to substantiate salary disclosures is available from the school. The institution verifies graduate employment and salary information through employer verifications or student attestations. Additionally, a student may obtain salary information by visiting the Bureau of Labor Statistics website at: https://www.bls.gov/

Student's Initials: _____ Date: _____

Initial only after you have had sufficient time to read and understand the information.

Cost of Educational Program

Total charges for the program for students completing on-time in 2017: \$19,900. Additional charges may be incurred if the program is not completed on-time.

Student's Initials: _____ Date: _____

Initial only after you have had sufficient time to read and understand the information.



Federal Student Loan Debt

Most recent three year cohort default rate, as reported by the United State Department of Education. ¹	The percentage of enrolled students in 2017 receiving federal student loans to pay for this program.	The average amount of federal student loan debt of 2017 graduates who took out federal student loans at this institution.	The percentage of graduates in 2017 with federal student loans as calculated by the institution.
14.3%	68%	\$8,215	83%

¹The percentage of students who defaulted on their federal student loans is called the Cohort Default Rate (CDR). It shows the percentage of this school’s students who were more than 270 days (9 months) behind on their federal student loans within three years of when the first payment was due. This is the most recent CDR reported by the U.S. Department of Education.

Student’s Initials: _____ **Date:** _____

Initial only after you have had sufficient time to read and understand the information.

This fact sheet is filed with the Bureau for Private Postsecondary Education. Regardless of any information you may have relating to completion rates, placement rates, starting salaries, or license exam passage rates, this fact sheet contains the information as calculated pursuant to state law.

Any questions a student may have regarding this fact sheet that have not been satisfactorily answered by the institution may be directed to the Bureau for Private Postsecondary Education at 2535 Capitol Oaks Drive, Suite 400, Sacramento, CA 95833, www.bppe.ca.gov, toll-free telephone number (888) 370-7589 or by fax (916) 263-1897.

Student Name - Print

Student Signature

Date

School Official

Date



Definitions

- “Number of Students Who Began the Program” means the number of students who began a program who were scheduled to complete the program within 100% of the published program length within the reporting calendar year and excludes all students who cancelled during the cancellation period.
- “Students Available for Graduation” is the number of students who began the program minus the number of students who have died, been incarcerated, or been called to active military duty.
- “Number of On-time Graduates” is the number of students who completed the program within 100% of the published program length within the reporting calendar year.
- “On-time Completion Rate” is the number of on-time graduates divided by the number of students available for graduation.
- “150% Graduates” is the number of students who completed the program within 150% of the program length (includes on-time graduates).
- “150% Completion Rate” is the number of students who completed the program in the reported calendar year within 150% of the published program length, including on-time graduates, divided by the number of students available for graduation.
- “Graduates Available for Employment” means the number of graduates minus the number of graduates unavailable for employment.
- “Graduates Unavailable for Employment” means the graduates who, after graduation, die, become incarcerated, are called to active military duty, are international students that leave the United States or do not have a visa allowing employment in the United States, or are continuing their education in an accredited or bureau-approved postsecondary institution.
- “Graduates Employed in the Field” means graduates who beginning within six months after a student completes the applicable educational program are gainfully employed, whose employment has been reported, and for whom the institution has documented verification of employment. For occupations for which the state requires passing an examination, the six months period begins after the announcement of the examination results for the first examination available after a student completes an applicable educational program.
- “Placement Rate Employed in the Field” is calculated by dividing the number of graduates gainfully employed in the field by the number of graduates available for employment.
- “Number of Graduates Taking Exam” is the number of graduates who took the first available exam in the reported calendar year.
- “First Available Exam Date” is the date for the first available exam after a student completed a program.
- “Passage Rate” is calculated by dividing the number of graduates who passed the exam by the number of graduates who took the reported licensing exam.
- “Number Who Passed First Available Exam” is the number of graduates who took and passed the first available licensing exam after completing the program.
- “Salary” is as reported by graduate or graduate’s employer.
- “No Salary Information Reported” is the number of graduates for whom, after making reasonable attempts, the school was not able to obtain salary information.



STUDENT'S RIGHT TO CANCEL

California Education Code Section 94919 (d), provides that the student has the right to cancel and obtain a refund of charges paid (excluding the registration fee) through attendance at the first class session, or the seventh day after enrollment, whichever is later. In accordance with California Education Code Section 94919(d), the institution's policy is that all new and re-entry students have the right to cancel the enrollment agreement until midnight of the seventh (7) day from the scheduled start date of the first module not including holidays (but does include weekends and in-service days). In accordance with California Education Code Section 94919(b), Students shall notify the school in writing of the cancellation of their enrollment agreement ("Notice of Cancellation"). If the Notice of Cancellation is received by mail, it is effective when deposited in the mail properly addressed with postage prepaid. A student may cancel the enrollment agreement in the event the school cancels the program. All monies paid (with the exception of the registration Fee), will be returned to the student within thirty (30) days after either the school receives the applicant's Notice of Cancellation; or if the school cancels this agreement as described below.

A cancellation determination will be made by the institution for new and re-entry students on or before midnight of the fourteenth (14) consecutive calendar day from the scheduled start date of the first module (for re-entry students, it is the first module in which the student is enrolled upon returning to school), not including school-scheduled holidays and school-scheduled breaks (winter, spring, and summer breaks only) based on the following criteria:

1. Violation of the Student Code of Conduct.
2. Unable to obtain proof of high school graduation or equivalent.
3. Incomplete arrangements to fulfill financial obligations.

All new students whose Last Day of Attendance (LDA) falls on or before midnight of the fourteenth (14) consecutive calendar day from the scheduled start date of the first module, not including school-scheduled breaks (winter, spring, and summer breaks only) and any holidays published in the academic calendar in the catalog, will be assigned the status "Early Withdrawal" (EW). The determination date for "EW" will fall on the 14th absence consecutive calendar day from the student's LDA not including school-scheduled breaks (winter, spring, and summer breaks only) and any school-scheduled holidays, when the "EW" status will be automatically assigned by Electronic Student Database.

Note: Cancellations and Early Withdrawals will result in all charges being reversed with the exception of the registration fee which is non-refundable. The registration fee will be returned to all students who cancel their enrollment within three (3) business days from the date the enrollment agreement was signed at the following locations: Bakersfield, Fresno, Gardena, Riverside and Sacramento. In the event where the school cancels the program, any registration fees paid by the student will be refunded.





SCHOOL PERFORMANCE FACT SHEET
CALENDAR YEARS 2016 & 2017

Business Office Administration - 34 Weeks

On-Time Completion Rates (Graduation Rates)

Includes data for the two calendar years prior to reporting.

Calendar Year	Number of Students Who Began the Program	Students Available for Graduation	Number of On-Time Graduates	On-Time Completion Rate
2016	51	51	11	22%
2017	37	37	5	13%

Student's Initials: _____ Date: _____

Initial only after you have had sufficient time to read and understand the information.

Students Completing Within 150% of the Published Program Length

Calendar Year	Number of Students Who Began the Program	Students Available for Graduation	150% Graduates	150% Completion Rate
2016	51	51	33	65%
2017	37	37	17	45%

Student's Initials: _____ Date: _____

Initial only after you have had sufficient time to read and understand the information.



Job Placement Rates (includes data for the two calendar years prior to reporting)

Calendar Year	Number of Students Who Began Program	Number of Graduates	Graduates Available for Employment	Graduates Employed in the Field	Placement Rate % Employed in the Field
2016	51	N/A*	N/A*	N/A*	N/A*
2017	37	20	20	12	60%

Note: * Because of the change in the Bureaus reporting regulations, which became effective on July 14, 2016, this institution was not required to collect the data for its 2016 and prior graduates.

You may obtain from the institution a list of the employment positions determined to be in the field for which a student received education and training. A copy of such listing is available in the school catalog posted at <http://www.uei.edu/>

Gainfully Employed Categories (includes data for the two calendar years prior to reporting)

Part-Time vs. Full-Time Employment

Calendar Year	Graduates Employed in the Field 20-29 Hours Per Week	Graduates Employed in the Field at Least 30 Hours Per Week	Total Graduates Employed in the Field
2016	N/A*	N/A*	N/A*
2017	2	10	12

Single Position vs. Concurrent Aggregated Position

Calendar Year	Graduates Employed in the Field in a Single Position	Graduates Employed in the Field in Concurrent Aggregated Positions	Total Graduates Employed in the Field
2016	N/A*	N/A*	N/A*
2017	12	0	12



Self-Employed / Freelance Positions

Calendar Year	Graduates Employed who are Self-Employed or Working Freelance	Total Graduates Employed in the Field
2016	N/A*	N/A*
2017	0	12

Institutional Employment

Calendar Year	Graduates Employed in the Field who are Employed by the Institution, an Employer Owned by the Institution, or an Employer who Shares Ownership with the Institution.	Total Graduates Employed in the Field
2016	N/A*	N/A*
2017	0	12

Student's Initials: _____ Date: _____

Initial only after you have had sufficient time to read and understand the information.

Self-Employed / Freelance Positions

This program may result in freelance or self-employment.

- The work available to graduates of this program is usually for freelance or self-employment.
- This type of work may not be consistent.
- The period of employment can range from one day to weeks to several months.
- Hours worked in a day or week may be more or less than the traditional 8 hour work day or 40 hour work week.
- You can expect to spend unpaid time expanding your networks, advertising, promoting your services, or honing your skills.
- Once graduates begin to work freelance or are self-employed, they will be asked to provide documentation that they are employed as such so that they may be counted as placed for our job placement records.
- Students initialing this disclosure understand that either a majority or all of this school's graduates are employed in this manner and understand what comprises this work style.

Student's Initials: _____ Date: _____

Only initial after you have had sufficient time to read and understand the information.



License Examination Passage Rates (includes data for the two calendar years prior to reporting)

Calendar Year	Number of Graduates in Calendar Year	Number of Graduates Taking Exam	Number Who Passed First Available Exam	Number Who Failed First Available Exam	Passage Rate
2016	N/A	N/A	N/A	N/A	N/A
2017	N/A	N/A	N/A	N/A	N/A

No state agency licensure examination is required for the employment of graduates of this program.

Salary and Wage Information (includes data for the two calendar years prior to reporting)

Annual salary and wages reported for graduates employed in the field.

Calendar Year	Graduates Available for Employment	Graduates Employed in Field	\$10,001-\$15,000	\$15,001-\$20,000	\$20,001-\$25,000	\$25,001-\$30,000	\$30,001-\$35,000	\$35,001-\$40,000	\$40,001-\$45,000	\$45,001-\$50,000	\$50,001+	No Salary Information Reported
2016	N/A*	N/A*	N/A*	N/A*	N/A*	N/A*	N/A*	N/A*	N/A*	N/A*	N/A*	N/A*
2017	20	12	1	1	5	3	1	0	0	0	0	1

A list of sources used to substantiate salary disclosures is available from the school. The institution verifies graduate employment and salary information through employer verifications or student attestations. Additionally, a student may obtain salary information by visiting the Bureau of Labor Statistics website at: <https://www.bls.gov/>

Student's Initials: _____ Date: _____

Initial only after you have had sufficient time to read and understand the information.

Cost of Educational Program

Total charges for the program for students completing on-time in 2017: \$19,900. Additional charges may be incurred if the program is not completed on-time.

Student's Initials: _____ Date: _____

Initial only after you have had sufficient time to read and understand the information.



Federal Student Loan Debt

Most recent three year cohort default rate, as reported by the United State Department of Education. ¹	The percentage of enrolled students in 2017 receiving federal student loans to pay for this program.	The average amount of federal student loan debt of 2017 graduates who took out federal student loans at this institution.	The percentage of graduates in 2017 with federal student loans as calculated by the institution.
14.3%	97%	\$8,722	98%

¹The percentage of students who defaulted on their federal student loans is called the Cohort Default Rate (CDR). It shows the percentage of this school's students who were more than 270 days (9 months) behind on their federal student loans within three years of when the first payment was due. This is the most recent CDR reported by the U.S. Department of Education.

Student's Initials: _____ **Date:** _____

Initial only after you have had sufficient time to read and understand the information.

This fact sheet is filed with the Bureau for Private Postsecondary Education. Regardless of any information you may have relating to completion rates, placement rates, starting salaries, or license exam passage rates, this fact sheet contains the information as calculated pursuant to state law.

Any questions a student may have regarding this fact sheet that have not been satisfactorily answered by the institution may be directed to the Bureau for Private Postsecondary Education at 2535 Capitol Oaks Drive, Suite 400, Sacramento, CA 95833, www.bppe.ca.gov, toll-free telephone number (888) 370-7589 or by fax (916) 263-1897.

Student Name - Print

Student Signature

Date

School Official

Date



Definitions

- “Number of Students Who Began the Program” means the number of students who began a program who were scheduled to complete the program within 100% of the published program length within the reporting calendar year and excludes all students who cancelled during the cancellation period.
- “Students Available for Graduation” is the number of students who began the program minus the number of students who have died, been incarcerated, or been called to active military duty.
- “Number of On-time Graduates” is the number of students who completed the program within 100% of the published program length within the reporting calendar year.
- “On-time Completion Rate” is the number of on-time graduates divided by the number of students available for graduation.
- “150% Graduates” is the number of students who completed the program within 150% of the program length (includes on-time graduates).
- “150% Completion Rate” is the number of students who completed the program in the reported calendar year within 150% of the published program length, including on-time graduates, divided by the number of students available for graduation.
- “Graduates Available for Employment” means the number of graduates minus the number of graduates unavailable for employment.
- “Graduates Unavailable for Employment” means the graduates who, after graduation, die, become incarcerated, are called to active military duty, are international students that leave the United States or do not have a visa allowing employment in the United States, or are continuing their education in an accredited or bureau-approved postsecondary institution.
- “Graduates Employed in the Field” means graduates who beginning within six months after a student completes the applicable educational program are gainfully employed, whose employment has been reported, and for whom the institution has documented verification of employment. For occupations for which the state requires passing an examination, the six months period begins after the announcement of the examination results for the first examination available after a student completes an applicable educational program.
- “Placement Rate Employed in the Field” is calculated by dividing the number of graduates gainfully employed in the field by the number of graduates available for employment.
- “Number of Graduates Taking Exam” is the number of graduates who took the first available exam in the reported calendar year.
- “First Available Exam Date” is the date for the first available exam after a student completed a program.
- “Passage Rate” is calculated by dividing the number of graduates who passed the exam by the number of graduates who took the reported licensing exam.
- “Number Who Passed First Available Exam” is the number of graduates who took and passed the first available licensing exam after completing the program.
- “Salary” is as reported by graduate or graduate’s employer.
- “No Salary Information Reported” is the number of graduates for whom, after making reasonable attempts, the school was not able to obtain salary information.



STUDENT'S RIGHT TO CANCEL

California Education Code Section 94919 (d), provides that the student has the right to cancel and obtain a refund of charges paid (excluding the registration fee) through attendance at the first class session, or the seventh day after enrollment, whichever is later. In accordance with California Education Code Section 94919(d), the institution's policy is that all new and re-entry students have the right to cancel the enrollment agreement until midnight of the seventh (7) day from the scheduled start date of the first module not including holidays (but does include weekends and in-service days). In accordance with California Education Code Section 94919(b), Students shall notify the school in writing of the cancellation of their enrollment agreement ("Notice of Cancellation"). If the Notice of Cancellation is received by mail, it is effective when deposited in the mail properly addressed with postage prepaid. A student may cancel the enrollment agreement in the event the school cancels the program. All monies paid (with the exception of the registration Fee), will be returned to the student within thirty (30) days after either the school receives the applicant's Notice of Cancellation; or if the school cancels this agreement as described below.

A cancellation determination will be made by the institution for new and re-entry students on or before midnight of the fourteenth (14) consecutive calendar day from the scheduled start date of the first module (for re-entry students, it is the first module in which the student is enrolled upon returning to school), not including school-scheduled holidays and school-scheduled breaks (winter, spring, and summer breaks only) based on the following criteria:

1. Violation of the Student Code of Conduct.
2. Unable to obtain proof of high school graduation or equivalent.
3. Incomplete arrangements to fulfill financial obligations.

All new students whose Last Day of Attendance (LDA) falls on or before midnight of the fourteenth (14) consecutive calendar day from the scheduled start date of the first module, not including school-scheduled breaks (winter, spring, and summer breaks only) and any holidays published in the academic calendar in the catalog, will be assigned the status "Early Withdrawal" (EW). The determination date for "EW" will fall on the 14th absence consecutive calendar day from the student's LDA not including school-scheduled breaks (winter, spring, and summer breaks only) and any school-scheduled holidays, when the "EW" status will be automatically assigned by Electronic Student Database.

Note: Cancellations and Early Withdrawals will result in all charges being reversed with the exception of the registration fee which is non-refundable. The registration fee will be returned to all students who cancel their enrollment within three (3) business days from the date the enrollment agreement was signed at the following locations: Bakersfield, Fresno, Gardena, Riverside and Sacramento. In the event where the school cancels the program, any registration fees paid by the student will be refunded.





**SCHOOL PERFORMANCE FACT SHEET
CALENDAR YEARS 2016 & 2017**

Criminal Justice - 36 Weeks

On-Time Completion Rates (Graduation Rates)

Includes data for the two calendar years prior to reporting.

Calendar Year	Number of Students Who Began the Program	Students Available for Graduation	Number of On-Time Graduates	On-Time Completion Rate
2016	N/A	N/A	N/A	N/A
2017	N/A	N/A	N/A	N/A

Student's Initials: _____ Date: _____

Initial only after you have had sufficient time to read and understand the information.

Students Completing Within 150% of the Published Program Length

Calendar Year	Number of Students Who Began the Program	Students Available for Graduation	150% Graduates	150% Completion Rate
2016	N/A	N/A	N/A	N/A
2017	N/A	N/A	N/A	N/A

Student's Initials: _____ Date: _____

Initial only after you have had sufficient time to read and understand the information.



Job Placement Rates (includes data for the two calendar years prior to reporting)

Calendar Year	Number of Students Who Began Program	Number of Graduates	Graduates Available for Employment	Graduates Employed in the Field	Placement Rate % Employed in the Field
2016	N/A	N/A	N/A	N/A	N/A
2017	N/A	N/A	N/A	N/A	N/A

*Note: * Because of the change in the Bureaus reporting regulations, which became effective on July 14, 2016, this institution was not required to collect the data for its 2016 and prior graduates.*

You may obtain from the institution a list of the employment positions determined to be in the field for which a student received education and training. A copy of such listing is available in the school catalog posted at [http://www.uei.edu/](http://www.uei.edu)

Gainfully Employed Categories (includes data for the two calendar years prior to reporting)

Part-Time vs. Full-Time Employment

Calendar Year	Graduates Employed in the Field 20-29 Hours Per Week	Graduates Employed in the Field at Least 30 Hours Per Week	Total Graduates Employed in the Field
2016	N/A	N/A	N/A
2017	N/A	N/A	N/A

Single Position vs. Concurrent Aggregated Position

Calendar Year	Graduates Employed in the Field in a Single Position	Graduates Employed in the Field in Concurrent Aggregated Positions	Total Graduates Employed in the Field
2016	N/A	N/A	N/A
2017	N/A	N/A	N/A



Self-Employed / Freelance Positions

Calendar Year	Graduates Employed who are Self-Employed or Working Freelance	Total Graduates Employed in the Field
2016	N/A	N/A
2017	N/A	N/A

Institutional Employment

Calendar Year	Graduates Employed in the Field who are Employed by the Institution, an Employer Owned by the Institution, or an Employer who Shares Ownership with the Institution.	Total Graduates Employed in the Field
2016	N/A	N/A
2017	N/A	N/A

Student's Initials: _____ **Date:** _____

Initial only after you have had sufficient time to read and understand the information.

Self-Employed / Freelance Positions

This program may result in freelance or self-employment.

- The work available to graduates of this program is usually for freelance or self-employment.
- This type of work may not be consistent.
- The period of employment can range from one day to weeks to several months.
- Hours worked in a day or week may be more or less than the traditional 8 hour work day or 40 hour work week.
- You can expect to spend unpaid time expanding your networks, advertising, promoting your services, or honing your skills.
- Once graduates begin to work freelance or are self-employed, they will be asked to provide documentation that they are employed as such so that they may be counted as placed for our job placement records.
- Students initialing this disclosure understand that either a majority or all of this school's graduates are employed in this manner and understand what comprises this work style.



Student's Initials: _____ Date: _____

Only initial after you have had sufficient time to read and understand the information.

License Examination Passage Rates (includes data for the two calendar years prior to reporting)

Table with 6 columns: Calendar Year, Number of Graduates in Calendar Year, Number of Graduates Taking Exam, Number Who Passed First Available Exam, Number Who Failed First Available Exam, Passage Rate. Rows for 2016 and 2017 show N/A values.

No state agency licensure examination is required for the employment of graduates of this program.

Salary and Wage Information (includes data for the two calendar years prior to reporting)

Annual salary and wages reported for graduates employed in the field.

Table with 13 columns: Calendar Year, Graduates Available for Employment, Graduates Employed in Field, and salary brackets from \$10,001-\$15,000 to \$50,001+, plus No Salary Information Reported. Rows for 2016 and 2017 show N/A values.

A list of sources used to substantiate salary disclosures is available from the school. The institution verifies graduate employment and salary information through employer verifications or student attestations. Additionally, a student may obtain salary information by visiting the Bureau of Labor Statistics website at: https://www.bls.gov/

Student's Initials: _____ Date: _____

Initial only after you have had sufficient time to read and understand the information.

Cost of Educational Program

Total charges for the program for students completing on-time in 2017: N/A. Additional charges may be incurred if the program is not completed on-time.

Student's Initials: _____ Date: _____

Initial only after you have had sufficient time to read and understand the information.



Federal Student Loan Debt

Most recent three year cohort default rate, as reported by the United State Department of Education. ¹	The percentage of enrolled students in 2017 receiving federal student loans to pay for this program.	The average amount of federal student loan debt of 2017 graduates who took out federal student loans at this institution.	The percentage of graduates in 2017 with federal student loans as calculated by the institution.
14.3	N/A	\$8,722	98%

¹The percentage of students who defaulted on their federal student loans is called the Cohort Default Rate (CDR). It shows the percentage of this school’s students who were more than 270 days (9 months) behind on their federal student loans within three years of when the first payment was due. This is the most recent CDR reported by the U.S. Department of Education.

Student’s Initials: _____ Date: _____

Initial only after you have had sufficient time to read and understand the information.

This fact sheet is filed with the Bureau for Private Postsecondary Education. Regardless of any information you may have relating to completion rates, placement rates, starting salaries, or license exam passage rates, this fact sheet contains the information as calculated pursuant to state law.

Any questions a student may have regarding this fact sheet that have not been satisfactorily answered by the institution may be directed to the Bureau for Private Postsecondary Education at 2535 Capitol Oaks Drive, Suite 400, Sacramento, CA 95833, www.bppe.ca.gov, toll-free telephone number (888) 370-7589 or by fax (916) 263-1897.

Student Name - Print

Student Signature

Date

School Official

Date



Definitions

- “Number of Students Who Began the Program” means the number of students who began a program who were scheduled to complete the program within 100% of the published program length within the reporting calendar year and excludes all students who cancelled during the cancellation period.
- “Students Available for Graduation” is the number of students who began the program minus the number of students who have died, been incarcerated, or been called to active military duty.
- “Number of On-time Graduates” is the number of students who completed the program within 100% of the published program length within the reporting calendar year.
- “On-time Completion Rate” is the number of on-time graduates divided by the number of students available for graduation.
- “150% Graduates” is the number of students who completed the program within 150% of the program length (includes on-time graduates).
- “150% Completion Rate” is the number of students who completed the program in the reported calendar year within 150% of the published program length, including on-time graduates, divided by the number of students available for graduation.
- “Graduates Available for Employment” means the number of graduates minus the number of graduates unavailable for employment.
- “Graduates Unavailable for Employment” means the graduates who, after graduation, die, become incarcerated, are called to active military duty, are international students that leave the United States or do not have a visa allowing employment in the United States, or are continuing their education in an accredited or bureau-approved postsecondary institution.
- “Graduates Employed in the Field” means graduates who beginning within six months after a student completes the applicable educational program are gainfully employed, whose employment has been reported, and for whom the institution has documented verification of employment. For occupations for which the state requires passing an examination, the six months period begins after the announcement of the examination results for the first examination available after a student completes an applicable educational program.
- “Placement Rate Employed in the Field” is calculated by dividing the number of graduates gainfully employed in the field by the number of graduates available for employment.
- “Number of Graduates Taking Exam” is the number of graduates who took the first available exam in the reported calendar year.
- “First Available Exam Date” is the date for the first available exam after a student completed a program.
- “Passage Rate” is calculated by dividing the number of graduates who passed the exam by the number of graduates who took the reported licensing exam.
- “Number Who Passed First Available Exam” is the number of graduates who took and passed the first available licensing exam after completing the program.
- “Salary” is as reported by graduate or graduate’s employer.
- “No Salary Information Reported” is the number of graduates for whom, after making reasonable attempts, the school was not able to obtain salary information.



STUDENT'S RIGHT TO CANCEL

California Education Code Section 94919 (d), provides that the student has the right to cancel and obtain a refund of charges paid (excluding the registration fee) through attendance at the first class session, or the seventh day after enrollment, whichever is later. In accordance with California Education Code Section 94919(d), the institution's policy is that all new and re-entry students have the right to cancel the enrollment agreement until midnight of the seventh (7) day from the scheduled start date of the first module not including holidays (but does include weekends and in-service days).

In accordance with California Education Code Section 94919(b), Students shall notify the school in writing of the cancellation of their enrollment agreement ("Notice of Cancellation"). If the Notice of Cancellation is received by mail, it is effective when deposited in the mail properly addressed with postage prepaid. A student may cancel the enrollment agreement in the event the school cancels the program. All monies paid (with the exception of the registration Fee), will be returned to the student within thirty (30) days after either the school receives the applicant's Notice of Cancellation; or if the school cancels this agreement as described below.

A cancellation determination will be made by the institution for new and re-entry students on or before midnight of the fourteenth (14) consecutive calendar day from the scheduled start date of the first module (for re-entry students, it is the first module in which the student is enrolled upon returning to school), not including school-scheduled holidays and school-scheduled breaks (winter, spring, and summer breaks only) based on the following criteria:

1. Violation of the Student Code of Conduct.
2. Unable to obtain proof of high school graduation or equivalent.
3. Incomplete arrangements to fulfill financial obligations.

All new students whose Last Day of Attendance (LDA) falls on or before midnight of the fourteenth (14) consecutive calendar day from the scheduled start date of the first module, not including school-scheduled breaks (winter, spring, and summer breaks only) and any holidays published in the academic calendar in the catalog, will be assigned the status "Early Withdrawal" (EW). The determination date for "EW" will fall on the 14th absence consecutive calendar day from the student's LDA not including school-scheduled breaks (winter, spring, and summer breaks only) and any school-scheduled holidays, when the "EW" status will be automatically assigned by Electronic Student Database.

Note: Cancellations and Early Withdrawals will result in all charges being reversed with the exception of the registration fee which is non-refundable. The registration fee will be returned to all students who cancel their enrollment within three (3) business days from the date the enrollment agreement was signed at the following locations: Bakersfield, Fresno, Gardena, Riverside and Sacramento. In the event where the school cancels the program, any registration fees paid by the student will be refunded.



SCHOOL PERFORMANCE FACT SHEET
CALENDAR YEARS 2016 & 2017

Computer Systems Technician - 34 Weeks

On-Time Completion Rates (Graduation Rates)

Includes data for the two calendar years prior to reporting.

Calendar Year	Number of Students Who Began the Program	Students Available for Graduation	Number of On-Time Graduates	On-Time Completion Rate
2016	42	41	6	15%
2017	35	35	7	20%

Student's Initials: _____ Date: _____

Initial only after you have had sufficient time to read and understand the information.

Students Completing Within 150% of the Published Program Length

Calendar Year	Number of Students Who Began the Program	Students Available for Graduation	150% Graduates	150% Completion Rate
2016	42	41	23	56%
2017	35	35	14	40%

Student's Initials: _____ Date: _____

Initial only after you have had sufficient time to read and understand the information.



Job Placement Rates (includes data for the two calendar years prior to reporting)

Calendar Year	Number of Students Who Began Program	Number of Graduates	Graduates Available for Employment	Graduates Employed in the Field	Placement Rate % Employed in the Field
2016	42	N/A*	N/A*	N/A*	N/A*
2017	35	16	16	11	69%

Note: * Because of the change in the Bureaus reporting regulations, which became effective on July 14, 2016, this institution was not required to collect the data for its 2016 and prior graduates.

You may obtain from the institution a list of the employment positions determined to be in the field for which a student received education and training. A copy of such listing is available in the school catalog posted at <http://www.uei.edu/>

Gainfully Employed Categories (includes data for the two calendar years prior to reporting)

Part-Time vs. Full-Time Employment

Calendar Year	Graduates Employed in the Field 20-29 Hours Per Week	Graduates Employed in the Field at Least 30 Hours Per Week	Total Graduates Employed in the Field
2016	N/A*	N/A*	N/A*
2017	4	7	11

Single Position vs. Concurrent Aggregated Position

Calendar Year	Graduates Employed in the Field in a Single Position	Graduates Employed in the Field in Concurrent Aggregated Positions	Total Graduates Employed in the Field
2016	N/A*	N/A*	N/A*
2017	11	0	11



Self-Employed / Freelance Positions

Calendar Year	Graduates Employed who are Self-Employed or Working Freelance	Total Graduates Employed in the Field
2016	N/A*	N/A*
2017	0	11

Institutional Employment

Calendar Year	Graduates Employed in the Field who are Employed by the Institution, an Employer Owned by the Institution, or an Employer who Shares Ownership with the Institution.	Total Graduates Employed in the Field
2016	N/A*	N/A*
2017	0	11

Student's Initials: _____ Date: _____

Initial only after you have had sufficient time to read and understand the information.

Self-Employed / Freelance Positions

This program may result in freelance or self-employment.

- The work available to graduates of this program is usually for freelance or self-employment.
- This type of work may not be consistent.
- The period of employment can range from one day to weeks to several months.
- Hours worked in a day or week may be more or less than the traditional 8 hour work day or 40 hour work week.
- You can expect to spend unpaid time expanding your networks, advertising, promoting your services, or honing your skills.
- Once graduates begin to work freelance or are self-employed, they will be asked to provide documentation that they are employed as such so that they may be counted as placed for our job placement records.
- Students initialing this disclosure understand that either a majority or all of this school's graduates are employed in this manner and understand what comprises this work style.

Student's Initials: _____ Date: _____

Only initial after you have had sufficient time to read and understand the information.



License Examination Passage Rates (includes data for the two calendar years prior to reporting)

Table with 6 columns: Calendar Year, Number of Graduates in Calendar Year, Number of Graduates Taking Exam, Number Who Passed First Available Exam, Number Who Failed First Available Exam, Passage Rate. Rows for 2016 and 2017.

No state agency licensure examination is required for the employment of graduates of this program.

Salary and Wage Information (includes data for the two calendar years prior to reporting)

Annual salary and wages reported for graduates employed in the field.

Table with 13 columns: Calendar Year, Graduates Available for Employment, Graduates Employed in Field, and salary brackets from \$10,001-\$15,000 to \$50,001+, plus No Salary Information Reported.

A list of sources used to substantiate salary disclosures is available from the school. The institution verifies graduate employment and salary information through employer verifications or student attestations. Additionally, a student may obtain salary information by visiting the Bureau of Labor Statistics website at: https://www.bls.gov/

Student's Initials: _____ Date: _____

Initial only after you have had sufficient time to read and understand the information.

Cost of Educational Program

Total charges for the program for students completing on-time in 2017: \$19,900. Additional charges may be incurred if the program is not completed on-time.

Student's Initials: _____ Date: _____

Initial only after you have had sufficient time to read and understand the information.



Federal Student Loan Debt

Most recent three year cohort default rate, as reported by the United State Department of Education. ¹	The percentage of enrolled students in 2017 receiving federal student loans to pay for this program.	The average amount of federal student loan debt of 2017 graduates who took out federal student loans at this institution.	The percentage of graduates in 2017 with federal student loans as calculated by the institution.
14.3%	97%	\$8,722	98%

¹The percentage of students who defaulted on their federal student loans is called the Cohort Default Rate (CDR). It shows the percentage of this school's students who were more than 270 days (9 months) behind on their federal student loans within three years of when the first payment was due. This is the most recent CDR reported by the U.S. Department of Education.

Student's Initials: _____ **Date:** _____

Initial only after you have had sufficient time to read and understand the information.

This fact sheet is filed with the Bureau for Private Postsecondary Education. Regardless of any information you may have relating to completion rates, placement rates, starting salaries, or license exam passage rates, this fact sheet contains the information as calculated pursuant to state law.

Any questions a student may have regarding this fact sheet that have not been satisfactorily answered by the institution may be directed to the Bureau for Private Postsecondary Education at 2535 Capitol Oaks Drive, Suite 400, Sacramento, CA 95833, www.bppe.ca.gov, toll-free telephone number (888) 370-7589 or by fax (916) 263-1897.

Student Name - Print

Student Signature

Date

School Official

Date



Definitions

- “Number of Students Who Began the Program” means the number of students who began a program who were scheduled to complete the program within 100% of the published program length within the reporting calendar year and excludes all students who cancelled during the cancellation period.
- “Students Available for Graduation” is the number of students who began the program minus the number of students who have died, been incarcerated, or been called to active military duty.
- “Number of On-time Graduates” is the number of students who completed the program within 100% of the published program length within the reporting calendar year.
- “On-time Completion Rate” is the number of on-time graduates divided by the number of students available for graduation.
- “150% Graduates” is the number of students who completed the program within 150% of the program length (includes on-time graduates).
- “150% Completion Rate” is the number of students who completed the program in the reported calendar year within 150% of the published program length, including on-time graduates, divided by the number of students available for graduation.
- “Graduates Available for Employment” means the number of graduates minus the number of graduates unavailable for employment.
- “Graduates Unavailable for Employment” means the graduates who, after graduation, die, become incarcerated, are called to active military duty, are international students that leave the United States or do not have a visa allowing employment in the United States, or are continuing their education in an accredited or bureau-approved postsecondary institution.
- “Graduates Employed in the Field” means graduates who beginning within six months after a student completes the applicable educational program are gainfully employed, whose employment has been reported, and for whom the institution has documented verification of employment. For occupations for which the state requires passing an examination, the six months period begins after the announcement of the examination results for the first examination available after a student completes an applicable educational program.
- “Placement Rate Employed in the Field” is calculated by dividing the number of graduates gainfully employed in the field by the number of graduates available for employment.
- “Number of Graduates Taking Exam” is the number of graduates who took the first available exam in the reported calendar year.
- “First Available Exam Date” is the date for the first available exam after a student completed a program.
- “Passage Rate” is calculated by dividing the number of graduates who passed the exam by the number of graduates who took the reported licensing exam.
- “Number Who Passed First Available Exam” is the number of graduates who took and passed the first available licensing exam after completing the program.
- “Salary” is as reported by graduate or graduate’s employer.
- “No Salary Information Reported” is the number of graduates for whom, after making reasonable attempts, the school was not able to obtain salary information.



STUDENT'S RIGHT TO CANCEL


California Education Code Section 94919 (d), provides that the student has the right to cancel and obtain a refund of charges paid (excluding the registration fee) through attendance at the first class session, or the seventh day after enrollment, whichever is later. In accordance with California Education Code Section 94919(d), the institution's policy is that all new and re-entry students have the right to cancel the enrollment agreement until midnight of the seventh (7) day from the scheduled start date of the first module not including holidays (but does include weekends and in-service days). In accordance with California Education Code Section 94919(b), Students shall notify the school in writing of the cancellation of their enrollment agreement ("Notice of Cancellation"). If the Notice of Cancellation is received by mail, it is effective when deposited in the mail properly addressed with postage prepaid. A student may cancel the enrollment agreement in the event the school cancels the program. All monies paid (with the exception of the registration Fee), will be returned to the student within thirty (30) days after either the school receives the applicant's Notice of Cancellation; or if the school cancels this agreement as described below.

A cancellation determination will be made by the institution for new and re-entry students on or before midnight of the fourteenth (14) consecutive calendar day from the scheduled start date of the first module (for re-entry students, it is the first module in which the student is enrolled upon returning to school), not including school-scheduled holidays and school-scheduled breaks (winter, spring, and summer breaks only) based on the following criteria:

1. Violation of the Student Code of Conduct.
2. Unable to obtain proof of high school graduation or equivalent.
3. Incomplete arrangements to fulfill financial obligations.

All new students whose Last Day of Attendance (LDA) falls on or before midnight of the fourteenth (14) consecutive calendar day from the scheduled start date of the first module, not including school-scheduled breaks (winter, spring, and summer breaks only) and any holidays published in the academic calendar in the catalog, will be assigned the status "Early Withdrawal" (EW). The determination date for "EW" will fall on the 14th absence consecutive calendar day from the student's LDA not including school-scheduled breaks (winter, spring, and summer breaks only) and any school-scheduled holidays, when the "EW" status will be automatically assigned by Electronic Student Database.

Note: Cancellations and Early Withdrawals will result in all charges being reversed with the exception of the registration fee which is non-refundable. The registration fee will be returned to all students who cancel their enrollment within three (3) business days from the date the enrollment agreement was signed at the following locations: Bakersfield, Fresno, Gardena, Riverside and Sacramento. In the event where the school cancels the program, any registration fees paid by the student will be refunded.





SCHOOL PERFORMANCE FACT SHEET
CALENDAR YEARS 2016 & 2017

Dental Assistant - 34 Weeks

On-Time Completion Rates (Graduation Rates)

Includes data for the two calendar years prior to reporting.

Calendar Year	Number of Students Who Began the Program	Students Available for Graduation	Number of On-Time Graduates	On-Time Completion Rate
2016	47	47	14	30%
2017	85	85	20	23%

Student's Initials: _____ Date: _____

Initial only after you have had sufficient time to read and understand the information.

Students Completing Within 150% of the Published Program Length

Calendar Year	Number of Students Who Began the Program	Students Available for Graduation	150% Graduates	150% Completion Rate
2016	47	47	36	77%
2017	85	85	53	62%

Student's Initials: _____ Date: _____

Initial only after you have had sufficient time to read and understand the information.



Job Placement Rates (includes data for the two calendar years prior to reporting)

Calendar Year	Number of Students Who Began Program	Number of Graduates	Graduates Available for Employment	Graduates Employed in the Field	Placement Rate % Employed in the Field
2016	47	N/A*	N/A*	N/A*	N/A*
2017	85	59	59	46	78%

Note: * Because of the change in the Bureaus reporting regulations, which became effective on July 14, 2016, this institution was not required to collect the data for its 2016 and prior graduates.

You may obtain from the institution a list of the employment positions determined to be in the field for which a student received education and training. A copy of such listing is available in the school catalog posted at <http://www.uei.edu/>

Gainfully Employed Categories (includes data for the two calendar years prior to reporting)

Part-Time vs. Full-Time Employment

Calendar Year	Graduates Employed in the Field 20-29 Hours Per Week	Graduates Employed in the Field at Least 30 Hours Per Week	Total Graduates Employed in the Field
2016	N/A*	N/A*	N/A*
2017	13	33	46

Single Position vs. Concurrent Aggregated Position

Calendar Year	Graduates Employed in the Field in a Single Position	Graduates Employed in the Field in Concurrent Aggregated Positions	Total Graduates Employed in the Field
2016	N/A*	N/A*	N/A*
2017	46	0	46



Self-Employed / Freelance Positions

Calendar Year	Graduates Employed who are Self-Employed or Working Freelance	Total Graduates Employed in the Field
2016	N/A*	N/A*
2017	0	46

Institutional Employment

Calendar Year	Graduates Employed in the Field who are Employed by the Institution, an Employer Owned by the Institution, or an Employer who Shares Ownership with the Institution.	Total Graduates Employed in the Field
2016	N/A*	N/A*
2017	0	46

Student's Initials: _____ Date: _____

Initial only after you have had sufficient time to read and understand the information.

Self-Employed / Freelance Positions

This program may result in freelance or self-employment.

- The work available to graduates of this program is usually for freelance or self-employment.
- This type of work may not be consistent.
- The period of employment can range from one day to weeks to several months.
- Hours worked in a day or week may be more or less than the traditional 8 hour work day or 40 hour work week.
- You can expect to spend unpaid time expanding your networks, advertising, promoting your services, or honing your skills.
- Once graduates begin to work freelance or are self-employed, they will be asked to provide documentation that they are employed as such so that they may be counted as placed for our job placement records.
- Students initialing this disclosure understand that either a majority or all of this school's graduates are employed in this manner and understand what comprises this work style.

Student's Initials: _____ Date: _____

Only initial after you have had sufficient time to read and understand the information.



License Examination Passage Rates (includes data for the two calendar years prior to reporting)

Table with 6 columns: Calendar Year, Number of Graduates in Calendar Year, Number of Graduates Taking Exam, Number Who Passed First Available Exam, Number Who Failed First Available Exam, Passage Rate. Rows for 2016 and 2017.

No state agency licensure examination is required for the employment of graduates of this program.

Salary and Wage Information (includes data for the two calendar years prior to reporting)

Annual salary and wages reported for graduates employed in the field.

Table with 13 columns: Calendar Year, Graduates Available for Employment, Graduates Employed in Field, and salary brackets from \$10,001-\$15,000 to \$50,001+, plus No Salary Information Reported.

A list of sources used to substantiate salary disclosures is available from the school. The institution verifies graduate employment and salary information through employer verifications or student attestations. Additionally, a student may obtain salary information by visiting the Bureau of Labor Statistics website at: https://www.bls.gov/

Student's Initials: _____ Date: _____

Initial only after you have had sufficient time to read and understand the information.

Cost of Educational Program

Total charges for the program for students completing on-time in 2017: \$19,900. Additional charges may be incurred if the program is not completed on-time.

Student's Initials: _____ Date: _____

Initial only after you have had sufficient time to read and understand the information.



Federal Student Loan Debt

Most recent three year cohort default rate, as reported by the United State Department of Education. ¹	The percentage of enrolled students in 2017 receiving federal student loans to pay for this program.	The average amount of federal student loan debt of 2017 graduates who took out federal student loans at this institution.	The percentage of graduates in 2017 with federal student loans as calculated by the institution.
14.3%	99%	\$8,722	98%

¹The percentage of students who defaulted on their federal student loans is called the Cohort Default Rate (CDR). It shows the percentage of this school’s students who were more than 270 days (9 months) behind on their federal student loans within three years of when the first payment was due. This is the most recent CDR reported by the U.S. Department of Education.

Student’s Initials: _____ **Date:** _____

Initial only after you have had sufficient time to read and understand the information.

This fact sheet is filed with the Bureau for Private Postsecondary Education. Regardless of any information you may have relating to completion rates, placement rates, starting salaries, or license exam passage rates, this fact sheet contains the information as calculated pursuant to state law.

Any questions a student may have regarding this fact sheet that have not been satisfactorily answered by the institution may be directed to the Bureau for Private Postsecondary Education at 2535 Capitol Oaks Drive, Suite 400, Sacramento, CA 95833, www.bppe.ca.gov, toll-free telephone number (888) 370-7589 or by fax (916) 263-1897.

Student Name - Print

Student Signature

Date

School Official

Date



Definitions

- “Number of Students Who Began the Program” means the number of students who began a program who were scheduled to complete the program within 100% of the published program length within the reporting calendar year and excludes all students who cancelled during the cancellation period.
- “Students Available for Graduation” is the number of students who began the program minus the number of students who have died, been incarcerated, or been called to active military duty.
- “Number of On-time Graduates” is the number of students who completed the program within 100% of the published program length within the reporting calendar year.
- “On-time Completion Rate” is the number of on-time graduates divided by the number of students available for graduation.
- “150% Graduates” is the number of students who completed the program within 150% of the program length (includes on-time graduates).
- “150% Completion Rate” is the number of students who completed the program in the reported calendar year within 150% of the published program length, including on-time graduates, divided by the number of students available for graduation.
- “Graduates Available for Employment” means the number of graduates minus the number of graduates unavailable for employment.
- “Graduates Unavailable for Employment” means the graduates who, after graduation, die, become incarcerated, are called to active military duty, are international students that leave the United States or do not have a visa allowing employment in the United States, or are continuing their education in an accredited or bureau-approved postsecondary institution.
- “Graduates Employed in the Field” means graduates who beginning within six months after a student completes the applicable educational program are gainfully employed, whose employment has been reported, and for whom the institution has documented verification of employment. For occupations for which the state requires passing an examination, the six months period begins after the announcement of the examination results for the first examination available after a student completes an applicable educational program.
- “Placement Rate Employed in the Field” is calculated by dividing the number of graduates gainfully employed in the field by the number of graduates available for employment.
- “Number of Graduates Taking Exam” is the number of graduates who took the first available exam in the reported calendar year.
- “First Available Exam Date” is the date for the first available exam after a student completed a program.
- “Passage Rate” is calculated by dividing the number of graduates who passed the exam by the number of graduates who took the reported licensing exam.
- “Number Who Passed First Available Exam” is the number of graduates who took and passed the first available licensing exam after completing the program.
- “Salary” is as reported by graduate or graduate’s employer.
- “No Salary Information Reported” is the number of graduates for whom, after making reasonable attempts, the school was not able to obtain salary information.



STUDENT'S RIGHT TO CANCEL


California Education Code Section 94919 (d), provides that the student has the right to cancel and obtain a refund of charges paid (excluding the registration fee) through attendance at the first class session, or the seventh day after enrollment, whichever is later. In accordance with California Education Code Section 94919(d), the institution's policy is that all new and re-entry students have the right to cancel the enrollment agreement until midnight of the seventh (7) day from the scheduled start date of the first module not including holidays (but does include weekends and in-service days). In accordance with California Education Code Section 94919(b), Students shall notify the school in writing of the cancellation of their enrollment agreement ("Notice of Cancellation"). If the Notice of Cancellation is received by mail, it is effective when deposited in the mail properly addressed with postage prepaid. A student may cancel the enrollment agreement in the event the school cancels the program. All monies paid (with the exception of the registration Fee), will be returned to the student within thirty (30) days after either the school receives the applicant's Notice of Cancellation; or if the school cancels this agreement as described below.

A cancellation determination will be made by the institution for new and re-entry students on or before midnight of the fourteenth (14) consecutive calendar day from the scheduled start date of the first module (for re-entry students, it is the first module in which the student is enrolled upon returning to school), not including school-scheduled holidays and school-scheduled breaks (winter, spring, and summer breaks only) based on the following criteria:

1. Violation of the Student Code of Conduct.
2. Unable to obtain proof of high school graduation or equivalent.
3. Incomplete arrangements to fulfill financial obligations.

All new students whose Last Day of Attendance (LDA) falls on or before midnight of the fourteenth (14) consecutive calendar day from the scheduled start date of the first module, not including school-scheduled breaks (winter, spring, and summer breaks only) and any holidays published in the academic calendar in the catalog, will be assigned the status "Early Withdrawal" (EW). The determination date for "EW" will fall on the 14th absence consecutive calendar day from the student's LDA not including school-scheduled breaks (winter, spring, and summer breaks only) and any school-scheduled holidays, when the "EW" status will be automatically assigned by Electronic Student Database.

Note: Cancellations and Early Withdrawals will result in all charges being reversed with the exception of the registration fee which is non-refundable. The registration fee will be returned to all students who cancel their enrollment within three (3) business days from the date the enrollment agreement was signed at the following locations: Bakersfield, Fresno, Gardena, Riverside and Sacramento. In the event where the school cancels the program, any registration fees paid by the student will be refunded.





SCHOOL PERFORMANCE FACT SHEET
CALENDAR YEARS 2016 & 2017

Heating Ventilation and Air Conditioning - 36 Weeks

On-Time Completion Rates (Graduation Rates)

Includes data for the two calendar years prior to reporting.

Calendar Year	Number of Students Who Began the Program	Students Available for Graduation	Number of On-Time Graduates	On-Time Completion Rate
2016	0	0	0	0
2017	63	63	4	6%

Student's Initials: _____ Date: _____

Initial only after you have had sufficient time to read and understand the information.

Students Completing Within 150% of the Published Program Length

Calendar Year	Number of Students Who Began the Program	Students Available for Graduation	150% Graduates	150% Completion Rate
2016	0	0	0	0
2017	63	63	30	47%

Student's Initials: _____ Date: _____

Initial only after you have had sufficient time to read and understand the information.



Job Placement Rates (includes data for the two calendar years prior to reporting)

Calendar Year	Number of Students Who Began Program	Number of Graduates	Graduates Available for Employment	Graduates Employed in the Field	Placement Rate % Employed in the Field
2016	0	N/A*	N/A*	N/A*	N/A*
2017	63	31	31	20	65%

Note: * Because of the change in the Bureaus reporting regulations, which became effective on July 14, 2016, this institution was not required to collect the data for its 2016 and prior graduates.

You may obtain from the institution a list of the employment positions determined to be in the field for which a student received education and training. A copy of such listing is available in the school catalog posted at <http://www.uei.edu/>

Gainfully Employed Categories (includes data for the two calendar years prior to reporting)

Part-Time vs. Full-Time Employment

Calendar Year	Graduates Employed in the Field 20-29 Hours Per Week	Graduates Employed in the Field at Least 30 Hours Per Week	Total Graduates Employed in the Field
2016	N/A*	N/A*	N/A*
2017	2	18	20

Single Position vs. Concurrent Aggregated Position

Calendar Year	Graduates Employed in the Field in a Single Position	Graduates Employed in the Field in Concurrent Aggregated Positions	Total Graduates Employed in the Field
2016	N/A*	N/A*	N/A*
2017	20	0	20



Self-Employed / Freelance Positions

Calendar Year	Graduates Employed who are Self-Employed or Working Freelance	Total Graduates Employed in the Field
2016	N/A*	N/A*
2017	0	20

Institutional Employment

Calendar Year	Graduates Employed in the Field who are Employed by the Institution, an Employer Owned by the Institution, or an Employer who Shares Ownership with the Institution.	Total Graduates Employed in the Field
2016	N/A*	N/A*
2017	0	20

Student's Initials: _____ Date: _____

Initial only after you have had sufficient time to read and understand the information.

Self-Employed / Freelance Positions

This program may result in freelance or self-employment.

- The work available to graduates of this program is usually for freelance or self-employment.
- This type of work may not be consistent.
- The period of employment can range from one day to weeks to several months.
- Hours worked in a day or week may be more or less than the traditional 8 hour work day or 40 hour work week.
- You can expect to spend unpaid time expanding your networks, advertising, promoting your services, or honing your skills.
- Once graduates begin to work freelance or are self-employed, they will be asked to provide documentation that they are employed as such so that they may be counted as placed for our job placement records.
- Students initialing this disclosure understand that either a majority or all of this school's graduates are employed in this manner and understand what comprises this work style.

Student's Initials: _____ Date: _____

Only initial after you have had sufficient time to read and understand the information.



License Examination Passage Rates (includes data for the two calendar years prior to reporting)

Table with 6 columns: Calendar Year, Number of Graduates in Calendar Year, Number of Graduates Taking Exam, Number Who Passed First Available Exam, Number Who Failed First Available Exam, Passage Rate. Rows for 2016 and 2017.

No state agency licensure examination is required for the employment of graduates of this program.

Salary and Wage Information (includes data for the two calendar years prior to reporting)

Annual salary and wages reported for graduates employed in the field.

Table with 13 columns: Calendar Year, Graduates Available for Employment, Graduates Employed in Field, and salary ranges from \$10,001-\$15,000 to \$50,001+, plus No Salary Information Reported. Rows for 2016 and 2017.

A list of sources used to substantiate salary disclosures is available from the school. The institution verifies graduate employment and salary information through employer verifications or student attestations. Additionally, a student may obtain salary information by visiting the Bureau of Labor Statistics website at: https://www.bls.gov/

Student's Initials: _____ Date: _____

Initial only after you have had sufficient time to read and understand the information.

Cost of Educational Program

Total charges for the program for students completing on-time in 2017: \$19,900. Additional charges may be incurred if the program is not completed on-time.

Student's Initials: _____ Date: _____

Initial only after you have had sufficient time to read and understand the information.



Federal Student Loan Debt

Most recent three year cohort default rate, as reported by the United State Department of Education. ¹	The percentage of enrolled students in 2017 receiving federal student loans to pay for this program.	The average amount of federal student loan debt of 2017 graduates who took out federal student loans at this institution.	The percentage of graduates in 2017 with federal student loans as calculated by the institution.
14.3%	95%	\$8,722	98%

¹The percentage of students who defaulted on their federal student loans is called the Cohort Default Rate (CDR). It shows the percentage of this school's students who were more than 270 days (9 months) behind on their federal student loans within three years of when the first payment was due. This is the most recent CDR reported by the U.S. Department of Education.

Student's Initials: _____ **Date:** _____

Initial only after you have had sufficient time to read and understand the information.

This fact sheet is filed with the Bureau for Private Postsecondary Education. Regardless of any information you may have relating to completion rates, placement rates, starting salaries, or license exam passage rates, this fact sheet contains the information as calculated pursuant to state law.

Any questions a student may have regarding this fact sheet that have not been satisfactorily answered by the institution may be directed to the Bureau for Private Postsecondary Education at 2535 Capitol Oaks Drive, Suite 400, Sacramento, CA 95833, www.bppe.ca.gov, toll-free telephone number (888) 370-7589 or by fax (916) 263-1897.

Student Name - Print

Student Signature

Date

School Official

Date



Definitions

- “Number of Students Who Began the Program” means the number of students who began a program who were scheduled to complete the program within 100% of the published program length within the reporting calendar year and excludes all students who cancelled during the cancellation period.
- “Students Available for Graduation” is the number of students who began the program minus the number of students who have died, been incarcerated, or been called to active military duty.
- “Number of On-time Graduates” is the number of students who completed the program within 100% of the published program length within the reporting calendar year.
- “On-time Completion Rate” is the number of on-time graduates divided by the number of students available for graduation.
- “150% Graduates” is the number of students who completed the program within 150% of the program length (includes on-time graduates).
- “150% Completion Rate” is the number of students who completed the program in the reported calendar year within 150% of the published program length, including on-time graduates, divided by the number of students available for graduation.
- “Graduates Available for Employment” means the number of graduates minus the number of graduates unavailable for employment.
- “Graduates Unavailable for Employment” means the graduates who, after graduation, die, become incarcerated, are called to active military duty, are international students that leave the United States or do not have a visa allowing employment in the United States, or are continuing their education in an accredited or bureau-approved postsecondary institution.
- “Graduates Employed in the Field” means graduates who beginning within six months after a student completes the applicable educational program are gainfully employed, whose employment has been reported, and for whom the institution has documented verification of employment. For occupations for which the state requires passing an examination, the six months period begins after the announcement of the examination results for the first examination available after a student completes an applicable educational program.
- “Placement Rate Employed in the Field” is calculated by dividing the number of graduates gainfully employed in the field by the number of graduates available for employment.
- “Number of Graduates Taking Exam” is the number of graduates who took the first available exam in the reported calendar year.
- “First Available Exam Date” is the date for the first available exam after a student completed a program.
- “Passage Rate” is calculated by dividing the number of graduates who passed the exam by the number of graduates who took the reported licensing exam.
- “Number Who Passed First Available Exam” is the number of graduates who took and passed the first available licensing exam after completing the program.
- “Salary” is as reported by graduate or graduate’s employer.
- “No Salary Information Reported” is the number of graduates for whom, after making reasonable attempts, the school was not able to obtain salary information.



STUDENT'S RIGHT TO CANCEL


California Education Code Section 94919 (d), provides that the student has the right to cancel and obtain a refund of charges paid (excluding the registration fee) through attendance at the first class session, or the seventh day after enrollment, whichever is later. In accordance with California Education Code Section 94919(d), the institution's policy is that all new and re-entry students have the right to cancel the enrollment agreement until midnight of the seventh (7) day from the scheduled start date of the first module not including holidays (but does include weekends and in-service days). In accordance with California Education Code Section 94919(b), Students shall notify the school in writing of the cancellation of their enrollment agreement ("Notice of Cancellation"). If the Notice of Cancellation is received by mail, it is effective when deposited in the mail properly addressed with postage prepaid. A student may cancel the enrollment agreement in the event the school cancels the program. All monies paid (with the exception of the registration Fee), will be returned to the student within thirty (30) days after either the school receives the applicant's Notice of Cancellation; or if the school cancels this agreement as described below.

A cancellation determination will be made by the institution for new and re-entry students on or before midnight of the fourteenth (14) consecutive calendar day from the scheduled start date of the first module (for re-entry students, it is the first module in which the student is enrolled upon returning to school), not including school-scheduled holidays and school-scheduled breaks (winter, spring, and summer breaks only) based on the following criteria:

1. Violation of the Student Code of Conduct.
2. Unable to obtain proof of high school graduation or equivalent.
3. Incomplete arrangements to fulfill financial obligations.

All new students whose Last Day of Attendance (LDA) falls on or before midnight of the fourteenth (14) consecutive calendar day from the scheduled start date of the first module, not including school-scheduled breaks (winter, spring, and summer breaks only) and any holidays published in the academic calendar in the catalog, will be assigned the status "Early Withdrawal" (EW). The determination date for "EW" will fall on the 14th absence consecutive calendar day from the student's LDA not including school-scheduled breaks (winter, spring, and summer breaks only) and any school-scheduled holidays, when the "EW" status will be automatically assigned by Electronic Student Database.

Note: Cancellations and Early Withdrawals will result in all charges being reversed with the exception of the registration fee which is non-refundable. The registration fee will be returned to all students who cancel their enrollment within three (3) business days from the date the enrollment agreement was signed at the following locations: Bakersfield, Fresno, Gardena, Riverside and Sacramento. In the event where the school cancels the program, any registration fees paid by the student will be refunded.





SCHOOL PERFORMANCE FACT SHEET
CALENDAR YEARS 2016 & 2017

Medical Assistant - 34 Weeks

On-Time Completion Rates (Graduation Rates)

Includes data for the two calendar years prior to reporting.

Calendar Year	Number of Students Who Began the Program	Students Available for Graduation	Number of On-Time Graduates	On-Time Completion Rate
2016	192	192	69	36%
2017	220	220	42	19%

Student's Initials: _____ Date: _____

Initial only after you have had sufficient time to read and understand the information.

Students Completing Within 150% of the Published Program Length

Calendar Year	Number of Students Who Began the Program	Students Available for Graduation	150% Graduates	150% Completion Rate
2016	192	192	152	79%
2017	220	220	135	61%

Student's Initials: _____ Date: _____

Initial only after you have had sufficient time to read and understand the information.



Job Placement Rates (includes data for the two calendar years prior to reporting)

Calendar Year	Number of Students Who Began Program	Number of Graduates	Graduates Available for Employment	Graduates Employed in the Field	Placement Rate % Employed in the Field
2016	192	N/A*	N/A*	N/A*	N/A*
2017	220	148	147	81	55%

Note: * Because of the change in the Bureaus reporting regulations, which became effective on July 14, 2016, this institution was not required to collect the data for its 2016 and prior graduates.

You may obtain from the institution a list of the employment positions determined to be in the field for which a student received education and training. A copy of such listing is available in the school catalog posted at <http://www.uei.edu/>

Gainfully Employed Categories (includes data for the two calendar years prior to reporting)

Part-Time vs. Full-Time Employment

Calendar Year	Graduates Employed in the Field 20-29 Hours Per Week	Graduates Employed in the Field at Least 30 Hours Per Week	Total Graduates Employed in the Field
2016	N/A*	N/A*	N/A*
2017	32	49	81

Single Position vs. Concurrent Aggregated Position

Calendar Year	Graduates Employed in the Field in a Single Position	Graduates Employed in the Field in Concurrent Aggregated Positions	Total Graduates Employed in the Field
2016	N/A*	N/A*	N/A*
2017	81	0	81



Self-Employed / Freelance Positions

Calendar Year	Graduates Employed who are Self-Employed or Working Freelance	Total Graduates Employed in the Field
2016	N/A*	N/A*
2017	0	81

Institutional Employment

Calendar Year	Graduates Employed in the Field who are Employed by the Institution, an Employer Owned by the Institution, or an Employer who Shares Ownership with the Institution.	Total Graduates Employed in the Field
2016	N/A*	N/A*
2017	0	81

Student's Initials: _____ Date: _____

Initial only after you have had sufficient time to read and understand the information.

Self-Employed / Freelance Positions

This program may result in freelance or self-employment.

- The work available to graduates of this program is usually for freelance or self-employment.
- This type of work may not be consistent.
- The period of employment can range from one day to weeks to several months.
- Hours worked in a day or week may be more or less than the traditional 8 hour work day or 40 hour work week.
- You can expect to spend unpaid time expanding your networks, advertising, promoting your services, or honing your skills.
- Once graduates begin to work freelance or are self-employed, they will be asked to provide documentation that they are employed as such so that they may be counted as placed for our job placement records.
- Students initialing this disclosure understand that either a majority or all of this school's graduates are employed in this manner and understand what comprises this work style.

Student's Initials: _____ Date: _____

Only initial after you have had sufficient time to read and understand the information.



License Examination Passage Rates (includes data for the two calendar years prior to reporting)

Table with 6 columns: Calendar Year, Number of Graduates in Calendar Year, Number of Graduates Taking Exam, Number Who Passed First Available Exam, Number Who Failed First Available Exam, Passage Rate. Rows for 2016 and 2017.

No state agency licensure examination is required for the employment of graduates of this program.

Salary and Wage Information (includes data for the two calendar years prior to reporting)

Annual salary and wages reported for graduates employed in the field.

Table with 13 columns: Calendar Year, Graduates Available for Employment, Graduates Employed in Field, and salary ranges from \$10,001-\$15,000 to \$50,001+, plus No Salary Information Reported.

A list of sources used to substantiate salary disclosures is available from the school. The institution verifies graduate employment and salary information through employer verifications or student attestations. Additionally, a student may obtain salary information by visiting the Bureau of Labor Statistics website at: https://www.bls.gov/

Student's Initials: _____ Date: _____

Initial only after you have had sufficient time to read and understand the information.

Cost of Educational Program

Total charges for the program for students completing on-time in 2017: \$19,900. Additional charges may be incurred if the program is not completed on-time.

Student's Initials: _____ Date: _____

Initial only after you have had sufficient time to read and understand the information.



Federal Student Loan Debt

Most recent three year cohort default rate, as reported by the United State Department of Education. ¹	The percentage of enrolled students in 2017 receiving federal student loans to pay for this program.	The average amount of federal student loan debt of 2017 graduates who took out federal student loans at this institution.	The percentage of graduates in 2017 with federal student loans as calculated by the institution.
14.3%	98%	\$8,722	98%

¹The percentage of students who defaulted on their federal student loans is called the Cohort Default Rate (CDR). It shows the percentage of this school’s students who were more than 270 days (9 months) behind on their federal student loans within three years of when the first payment was due. This is the most recent CDR reported by the U.S. Department of Education.

Student’s Initials: _____ **Date:** _____

Initial only after you have had sufficient time to read and understand the information.

This fact sheet is filed with the Bureau for Private Postsecondary Education. Regardless of any information you may have relating to completion rates, placement rates, starting salaries, or license exam passage rates, this fact sheet contains the information as calculated pursuant to state law.

Any questions a student may have regarding this fact sheet that have not been satisfactorily answered by the institution may be directed to the Bureau for Private Postsecondary Education at 2535 Capitol Oaks Drive, Suite 400, Sacramento, CA 95833, www.bppe.ca.gov, toll-free telephone number (888) 370-7589 or by fax (916) 263-1897.

Student Name - Print

Student Signature

Date

School Official

Date



Definitions

- “Number of Students Who Began the Program” means the number of students who began a program who were scheduled to complete the program within 100% of the published program length within the reporting calendar year and excludes all students who cancelled during the cancellation period.
- “Students Available for Graduation” is the number of students who began the program minus the number of students who have died, been incarcerated, or been called to active military duty.
- “Number of On-time Graduates” is the number of students who completed the program within 100% of the published program length within the reporting calendar year.
- “On-time Completion Rate” is the number of on-time graduates divided by the number of students available for graduation.
- “150% Graduates” is the number of students who completed the program within 150% of the program length (includes on-time graduates).
- “150% Completion Rate” is the number of students who completed the program in the reported calendar year within 150% of the published program length, including on-time graduates, divided by the number of students available for graduation.
- “Graduates Available for Employment” means the number of graduates minus the number of graduates unavailable for employment.
- “Graduates Unavailable for Employment” means the graduates who, after graduation, die, become incarcerated, are called to active military duty, are international students that leave the United States or do not have a visa allowing employment in the United States, or are continuing their education in an accredited or bureau-approved postsecondary institution.
- “Graduates Employed in the Field” means graduates who beginning within six months after a student completes the applicable educational program are gainfully employed, whose employment has been reported, and for whom the institution has documented verification of employment. For occupations for which the state requires passing an examination, the six months period begins after the announcement of the examination results for the first examination available after a student completes an applicable educational program.
- “Placement Rate Employed in the Field” is calculated by dividing the number of graduates gainfully employed in the field by the number of graduates available for employment.
- “Number of Graduates Taking Exam” is the number of graduates who took the first available exam in the reported calendar year.
- “First Available Exam Date” is the date for the first available exam after a student completed a program.
- “Passage Rate” is calculated by dividing the number of graduates who passed the exam by the number of graduates who took the reported licensing exam.
- “Number Who Passed First Available Exam” is the number of graduates who took and passed the first available licensing exam after completing the program.
- “Salary” is as reported by graduate or graduate’s employer.
- “No Salary Information Reported” is the number of graduates for whom, after making reasonable attempts, the school was not able to obtain salary information.



STUDENT'S RIGHT TO CANCEL


California Education Code Section 94919 (d), provides that the student has the right to cancel and obtain a refund of charges paid (excluding the registration fee) through attendance at the first class session, or the seventh day after enrollment, whichever is later. In accordance with California Education Code Section 94919(d), the institution's policy is that all new and re-entry students have the right to cancel the enrollment agreement until midnight of the seventh (7) day from the scheduled start date of the first module not including holidays (but does include weekends and in-service days). In accordance with California Education Code Section 94919(b), Students shall notify the school in writing of the cancellation of their enrollment agreement ("Notice of Cancellation"). If the Notice of Cancellation is received by mail, it is effective when deposited in the mail properly addressed with postage prepaid. A student may cancel the enrollment agreement in the event the school cancels the program. All monies paid (with the exception of the registration Fee), will be returned to the student within thirty (30) days after either the school receives the applicant's Notice of Cancellation; or if the school cancels this agreement as described below.

A cancellation determination will be made by the institution for new and re-entry students on or before midnight of the fourteenth (14) consecutive calendar day from the scheduled start date of the first module (for re-entry students, it is the first module in which the student is enrolled upon returning to school), not including school-scheduled holidays and school-scheduled breaks (winter, spring, and summer breaks only) based on the following criteria:

1. Violation of the Student Code of Conduct.
2. Unable to obtain proof of high school graduation or equivalent.
3. Incomplete arrangements to fulfill financial obligations.

All new students whose Last Day of Attendance (LDA) falls on or before midnight of the fourteenth (14) consecutive calendar day from the scheduled start date of the first module, not including school-scheduled breaks (winter, spring, and summer breaks only) and any holidays published in the academic calendar in the catalog, will be assigned the status "Early Withdrawal" (EW). The determination date for "EW" will fall on the 14th absence consecutive calendar day from the student's LDA not including school-scheduled breaks (winter, spring, and summer breaks only) and any school-scheduled holidays, when the "EW" status will be automatically assigned by Electronic Student Database.

Note: Cancellations and Early Withdrawals will result in all charges being reversed with the exception of the registration fee which is non-refundable. The registration fee will be returned to all students who cancel their enrollment within three (3) business days from the date the enrollment agreement was signed at the following locations: Bakersfield, Fresno, Gardena, Riverside and Sacramento. In the event where the school cancels the program, any registration fees paid by the student will be refunded.





SCHOOL PERFORMANCE FACT SHEET
CALENDAR YEARS 2016 & 2017

Medical Office Specialist - 34 Weeks

On-Time Completion Rates (Graduation Rates)

Includes data for the two calendar years prior to reporting.

Calendar Year	Number of Students Who Began the Program	Students Available for Graduation	Number of On-Time Graduates	On-Time Completion Rate
2016	70	70	17	24%
2017	49	49	5	10%

Student's Initials: _____ Date: _____

Initial only after you have had sufficient time to read and understand the information.

Students Completing Within 150% of the Published Program Length

Calendar Year	Number of Students Who Began the Program	Students Available for Graduation	150% Graduates	150% Completion Rate
2016	70	70	54	77%
2017	49	49	22	44%

Student's Initials: _____ Date: _____

Initial only after you have had sufficient time to read and understand the information.



Job Placement Rates (includes data for the two calendar years prior to reporting)

Calendar Year	Number of Students Who Began Program	Number of Graduates	Graduates Available for Employment	Graduates Employed in the Field	Placement Rate % Employed in the Field
2016	70	N/A*	N/A*	N/A*	N/A*
2017	49	23	23	14	61%

Note: * Because of the change in the Bureaus reporting regulations, which became effective on July 14, 2016, this institution was not required to collect the data for its 2016 and prior graduates.

You may obtain from the institution a list of the employment positions determined to be in the field for which a student received education and training. A copy of such listing is available in the school catalog posted at <http://www.uei.edu/>

Gainfully Employed Categories (includes data for the two calendar years prior to reporting)

Part-Time vs. Full-Time Employment

Calendar Year	Graduates Employed in the Field 20-29 Hours Per Week	Graduates Employed in the Field at Least 30 Hours Per Week	Total Graduates Employed in the Field
2016	N/A*	N/A*	N/A*
2017	3	11	14

Single Position vs. Concurrent Aggregated Position

Calendar Year	Graduates Employed in the Field in a Single Position	Graduates Employed in the Field in Concurrent Aggregated Positions	Total Graduates Employed in the Field
2016	N/A*	N/A*	N/A*
2017	14	0	14



Self-Employed / Freelance Positions

Calendar Year	Graduates Employed who are Self-Employed or Working Freelance	Total Graduates Employed in the Field
2016	N/A*	N/A*
2017	0	14

Institutional Employment

Calendar Year	Graduates Employed in the Field who are Employed by the Institution, an Employer Owned by the Institution, or an Employer who Shares Ownership with the Institution.	Total Graduates Employed in the Field
2016	N/A*	N/A*
2017	2	14

Student's Initials: _____ Date: _____

Initial only after you have had sufficient time to read and understand the information.

Self-Employed / Freelance Positions

This program may result in freelance or self-employment.

- The work available to graduates of this program is usually for freelance or self-employment.
- This type of work may not be consistent.
- The period of employment can range from one day to weeks to several months.
- Hours worked in a day or week may be more or less than the traditional 8 hour work day or 40 hour work week.
- You can expect to spend unpaid time expanding your networks, advertising, promoting your services, or honing your skills.
- Once graduates begin to work freelance or are self-employed, they will be asked to provide documentation that they are employed as such so that they may be counted as placed for our job placement records.
- Students initialing this disclosure understand that either a majority or all of this school's graduates are employed in this manner and understand what comprises this work style.

Student's Initials: _____ Date: _____

Only initial after you have had sufficient time to read and understand the information.



License Examination Passage Rates (includes data for the two calendar years prior to reporting)

Table with 6 columns: Calendar Year, Number of Graduates in Calendar Year, Number of Graduates Taking Exam, Number Who Passed First Available Exam, Number Who Failed First Available Exam, Passage Rate. Rows for 2016 and 2017.

No state agency licensure examination is required for the employment of graduates of this program.

Salary and Wage Information (includes data for the two calendar years prior to reporting)

Annual salary and wages reported for graduates employed in the field.

Table with 13 columns: Calendar Year, Graduates Available for Employment, Graduates Employed in Field, and salary brackets from \$10,001-\$15,000 to \$50,001+, plus No Salary Information Reported.

A list of sources used to substantiate salary disclosures is available from the school. The institution verifies graduate employment and salary information through employer verifications or student attestations. Additionally, a student may obtain salary information by visiting the Bureau of Labor Statistics website at: https://www.bls.gov/

Student's Initials: _____ Date: _____

Initial only after you have had sufficient time to read and understand the information.

Cost of Educational Program

Total charges for the program for students completing on-time in 2017: \$19,900. Additional charges may be incurred if the program is not completed on-time.

Student's Initials: _____ Date: _____

Initial only after you have had sufficient time to read and understand the information.



Federal Student Loan Debt

Most recent three year cohort default rate, as reported by the United State Department of Education. ¹	The percentage of enrolled students in 2017 receiving federal student loans to pay for this program.	The average amount of federal student loan debt of 2017 graduates who took out federal student loans at this institution.	The percentage of graduates in 2017 with federal student loans as calculated by the institution.
14.3%	100%	\$8,722	98%

¹The percentage of students who defaulted on their federal student loans is called the Cohort Default Rate (CDR). It shows the percentage of this school’s students who were more than 270 days (9 months) behind on their federal student loans within three years of when the first payment was due. This is the most recent CDR reported by the U.S. Department of Education.

Student’s Initials: _____ **Date:** _____

Initial only after you have had sufficient time to read and understand the information.

This fact sheet is filed with the Bureau for Private Postsecondary Education. Regardless of any information you may have relating to completion rates, placement rates, starting salaries, or license exam passage rates, this fact sheet contains the information as calculated pursuant to state law.

Any questions a student may have regarding this fact sheet that have not been satisfactorily answered by the institution may be directed to the Bureau for Private Postsecondary Education at 2535 Capitol Oaks Drive, Suite 400, Sacramento, CA 95833, www.bppe.ca.gov, toll-free telephone number (888) 370-7589 or by fax (916) 263-1897.

Student Name - Print

Student Signature

Date

School Official

Date



Definitions

- “Number of Students Who Began the Program” means the number of students who began a program who were scheduled to complete the program within 100% of the published program length within the reporting calendar year and excludes all students who cancelled during the cancellation period.
- “Students Available for Graduation” is the number of students who began the program minus the number of students who have died, been incarcerated, or been called to active military duty.
- “Number of On-time Graduates” is the number of students who completed the program within 100% of the published program length within the reporting calendar year.
- “On-time Completion Rate” is the number of on-time graduates divided by the number of students available for graduation.
- “150% Graduates” is the number of students who completed the program within 150% of the program length (includes on-time graduates).
- “150% Completion Rate” is the number of students who completed the program in the reported calendar year within 150% of the published program length, including on-time graduates, divided by the number of students available for graduation.
- “Graduates Available for Employment” means the number of graduates minus the number of graduates unavailable for employment.
- “Graduates Unavailable for Employment” means the graduates who, after graduation, die, become incarcerated, are called to active military duty, are international students that leave the United States or do not have a visa allowing employment in the United States, or are continuing their education in an accredited or bureau-approved postsecondary institution.
- “Graduates Employed in the Field” means graduates who beginning within six months after a student completes the applicable educational program are gainfully employed, whose employment has been reported, and for whom the institution has documented verification of employment. For occupations for which the state requires passing an examination, the six months period begins after the announcement of the examination results for the first examination available after a student completes an applicable educational program.
- “Placement Rate Employed in the Field” is calculated by dividing the number of graduates gainfully employed in the field by the number of graduates available for employment.
- “Number of Graduates Taking Exam” is the number of graduates who took the first available exam in the reported calendar year.
- “First Available Exam Date” is the date for the first available exam after a student completed a program.
- “Passage Rate” is calculated by dividing the number of graduates who passed the exam by the number of graduates who took the reported licensing exam.
- “Number Who Passed First Available Exam” is the number of graduates who took and passed the first available licensing exam after completing the program.
- “Salary” is as reported by graduate or graduate’s employer.
- “No Salary Information Reported” is the number of graduates for whom, after making reasonable attempts, the school was not able to obtain salary information.



STUDENT'S RIGHT TO CANCEL


California Education Code Section 94919 (d), provides that the student has the right to cancel and obtain a refund of charges paid (excluding the registration fee) through attendance at the first class session, or the seventh day after enrollment, whichever is later. In accordance with California Education Code Section 94919(d), the institution's policy is that all new and re-entry students have the right to cancel the enrollment agreement until midnight of the seventh (7) day from the scheduled start date of the first module not including holidays (but does include weekends and in-service days). In accordance with California Education Code Section 94919(b), Students shall notify the school in writing of the cancellation of their enrollment agreement ("Notice of Cancellation"). If the Notice of Cancellation is received by mail, it is effective when deposited in the mail properly addressed with postage prepaid. A student may cancel the enrollment agreement in the event the school cancels the program. All monies paid (with the exception of the registration Fee), will be returned to the student within thirty (30) days after either the school receives the applicant's Notice of Cancellation; or if the school cancels this agreement as described below.

A cancellation determination will be made by the institution for new and re-entry students on or before midnight of the fourteenth (14) consecutive calendar day from the scheduled start date of the first module (for re-entry students, it is the first module in which the student is enrolled upon returning to school), not including school-scheduled holidays and school-scheduled breaks (winter, spring, and summer breaks only) based on the following criteria:

1. Violation of the Student Code of Conduct.
2. Unable to obtain proof of high school graduation or equivalent.
3. Incomplete arrangements to fulfill financial obligations.

All new students whose Last Day of Attendance (LDA) falls on or before midnight of the fourteenth (14) consecutive calendar day from the scheduled start date of the first module, not including school-scheduled breaks (winter, spring, and summer breaks only) and any holidays published in the academic calendar in the catalog, will be assigned the status "Early Withdrawal" (EW). The determination date for "EW" will fall on the 14th absence consecutive calendar day from the student's LDA not including school-scheduled breaks (winter, spring, and summer breaks only) and any school-scheduled holidays, when the "EW" status will be automatically assigned by Electronic Student Database.

Note: Cancellations and Early Withdrawals will result in all charges being reversed with the exception of the registration fee which is non-refundable. The registration fee will be returned to all students who cancel their enrollment within three (3) business days from the date the enrollment agreement was signed at the following locations: Bakersfield, Fresno, Gardena, Riverside and Sacramento. In the event where the school cancels the program, any registration fees paid by the student will be refunded.





**SCHOOL PERFORMANCE FACT SHEET
CALENDAR YEAR 2016 & 2017**

Heating, Ventilation and Air Conditioning – 36 Weeks

On-Time Completion Rates (Graduation Rates)

Includes data for the two calendar years prior to reporting.

Calendar Year	Number of Students Who Began the Program	Students Available for Graduation	Number of On-Time Graduates	On-Time Completion Rate
2016	0	0	0	0
2017	0	0	0	0

Student's Initials: _____ Date: _____

Initial only after you have had sufficient time to read and understand the information.

Students Completing Within 150% of the Published Program Length

Calendar Year	Number of Students Who Began the Program	Students Available for Graduation	150% Graduates	150% Completion Rate
2016	0	0	0	0
2017	0	0	0	0

Student's Initials: _____ Date: _____

Initial only after you have had sufficient time to read and understand the information.



Job Placement Rates (includes data for the two calendar years prior to reporting)

Calendar Year	Number of Students Who Began Program	Number of Graduates	Graduates Available for Employment	Graduates Employed in the Field	Placement Rate % Employed in the Field
2016	0	0	0	0	0
2017	0	0	0	0	0

You may obtain from the institution a list of the employment positions determined to be in the field for which a student received education and training. A copy of such listing is available in the school catalog posted at <http://www.uei.edu/>

Gainfully Employed Categories (includes data for the two calendar years prior to reporting)

Part-Time vs. Full-Time Employment

Calendar Year	Graduates Employed in the Field 20-29 Hours Per Week	Graduates Employed in the Field at Least 30 Hours Per Week	Total Graduates Employed in the Field
2016	0	0	0
2017	0	0	0

Single Position vs. Concurrent Aggregated Position

Calendar Year	Graduates Employed in the Field in a Single Position	Graduates Employed in the Field in Concurrent Aggregated Positions	Total Graduates Employed in the Field
2016	0	0	0
2017	0	0	0



Self-Employed / Freelance Positions

Calendar Year	Graduates Employed who are Self-Employed or Working Freelance	Total Graduates Employed in the Field
2016	0	0
2017	0	0

Institutional Employment

Calendar Year	Graduates Employed in the Field who are Employed by the Institution, an Employer Owned by the Institution, or an Employer who Shares Ownership with the Institution.	Total Graduates Employed in the Field
2016	0	0
2017	0	0

Student's Initials: _____ Date: _____

Initial only after you have had sufficient time to read and understand the information.

Self-Employed / Freelance Positions

This program may result in freelance or self-employment.

- The work available to graduates of this program is usually for freelance or self-employment.
- This type of work may not be consistent.
- The period of employment can range from one day to weeks to several months.
- Hours worked in a day or week may be more or less than the traditional 8 hour work day or 40 hour work week.
- You can expect to spend unpaid time expanding your networks, advertising, promoting your services, or honing your skills.
- Once graduates begin to work freelance or are self-employed, they will be asked to provide documentation that they are employed as such so that they may be counted as placed for our job placement records.
- Students initialing this disclosure understand that either a majority or all of this school's graduates are employed in this manner and understand what comprises this work style.

Student's Initials: _____ Date: _____

Only initial after you have had sufficient time to read and understand the information.



License Examination Passage Rates (includes data for the two calendar years prior to reporting)

Calendar Year	Number of Graduates in Calendar Year	Number of Graduates Taking Exam	Number Who Passed First Available Exam	Number Who Failed First Available Exam	Passage Rate
2016	N/A	N/A	N/A	N/A	N/A
2017	N/A	N/A	N/A	N/A	N/A

No state agency licensure examination is required for the employment of graduates of this program.

Salary and Wage Information (includes data for the two calendar years prior to reporting)

Annual salary and wages reported for graduates employed in the field.

Calendar Year	Graduates Available for Employment	Graduates Employed in Field	\$10,001-\$15,000	\$15,001-\$20,000	\$20,001-\$25,000	\$25,001-\$30,000	\$30,001-\$35,000	\$35,001-\$40,000	\$40,001-\$45,000	\$45,001-\$50,000	\$50,001+	No Salary Information Reported
2016	N/A	N/A	N/A	N/A	N/A	N/A	N/A	N/A	N/A	N/A	N/A	N/A
2017	N/A	N/A	N/A	N/A	N/A	N/A	N/A	N/A	N/A	N/A	N/A	N/A

A list of sources used to substantiate salary disclosures is available from the school. The institution verifies graduate employment and salary information through employer verifications or student attestations. Additionally, a student may obtain salary information by visiting the Bureau of Labor Statistics website at: <https://www.bls.gov/>

Student's Initials: _____ Date: _____

Initial only after you have had sufficient time to read and understand the information.

Cost of Educational Program

Total charges for the program for students completing on-time in 2017: \$19,900. Additional charges may be incurred if the program is not completed on-time.

Student's Initials: _____ Date: _____

Initial only after you have had sufficient time to read and understand the information.

Federal Student Loan Debt

Most recent three year cohort default rate, as reported by the United State Department of Education. ¹	The percentage of enrolled students in 2017 receiving federal student loans to pay for this program.	The average amount of federal student loan debt of 2017 graduates who took out federal student loans at this institution.	The percentage of graduates in 2017 with federal student loans as calculated by the institution.
14.3%	N/A	\$8,409	98%

¹The percentage of students who defaulted on their federal student loans is called the Cohort Default Rate (CDR). It shows the percentage of this school's students who were more than 270 days (9 months) behind on their federal student loans within three years of when the first payment was due. This is the most recent CDR reported by the U.S. Department of Education.



Student's Initials: _____ Date: _____

Initial only after you have had sufficient time to read and understand the information.

This fact sheet is filed with the Bureau for Private Postsecondary Education. Regardless of any information you may have relating to completion rates, placement rates, starting salaries, or license exam passage rates, this fact sheet contains the information as calculated pursuant to state law.

Any questions a student may have regarding this fact sheet that have not been satisfactorily answered by the institution may be directed to the Bureau for Private Postsecondary Education at 2535 Capitol Oaks Drive, Suite 400, Sacramento, CA 95833, www.bppe.ca.gov, toll-free telephone number (888) 370-7589 or by fax (916) 263-1897.

Student Name - Print

Student Signature

Date

School Official

Date



Definitions

- “Number of Students Who Began the Program” means the number of students who began a program who were scheduled to complete the program within 100% of the published program length within the reporting calendar year and excludes all students who cancelled during the cancellation period.
- “Students Available for Graduation” is the number of students who began the program minus the number of students who have died, been incarcerated, or been called to active military duty.
- “Number of On-time Graduates” is the number of students who completed the program within 100% of the published program length within the reporting calendar year.
- “On-time Completion Rate” is the number of on-time graduates divided by the number of students available for graduation.
- “150% Graduates” is the number of students who completed the program within 150% of the program length (includes on-time graduates).
- “150% Completion Rate” is the number of students who completed the program in the reported calendar year within 150% of the published program length, including on-time graduates, divided by the number of students available for graduation.
- “Graduates Available for Employment” means the number of graduates minus the number of graduates unavailable for employment.
- “Graduates Unavailable for Employment” means the graduates who, after graduation, die, become incarcerated, are called to active military duty, are international students that leave the United States or do not have a visa allowing employment in the United States, or are continuing their education in an accredited or bureau-approved postsecondary institution.
- “Graduates Employed in the Field” means graduates who beginning within six months after a student completes the applicable educational program are gainfully employed, whose employment has been reported, and for whom the institution has documented verification of employment. For occupations for which the state requires passing an examination, the six months period begins after the announcement of the examination results for the first examination available after a student completes an applicable educational program.
- “Placement Rate Employed in the Field” is calculated by dividing the number of graduates gainfully employed in the field by the number of graduates available for employment.
- “Number of Graduates Taking Exam” is the number of graduates who took the first available exam in the reported calendar year.
- “First Available Exam Date” is the date for the first available exam after a student completed a program.
- “Passage Rate” is calculated by dividing the number of graduates who passed the exam by the number of graduates who took the reported licensing exam.



- “Number Who Passed First Available Exam” is the number of graduates who took and passed the first available licensing exam after completing the program.
 - “Salary” is as reported by graduate or graduate’s employer.
 - “No Salary Information Reported” is the number of graduates for whom, after making reasonable attempts, the school was not able to obtain salary information.
-



STUDENT'S RIGHT TO CANCEL

California Education Code Section 94919 (d), provides that the student has the right to cancel and obtain a refund of charges paid (excluding the registration fee) through attendance at the first class session, or the seventh day after enrollment, whichever is later. In accordance with California Education Code Section 94919(d), the institution's policy is that all new and re-entry students have the right to cancel the enrollment agreement until midnight of the seventh (7) day from the scheduled start date of the first module not including holidays (but does include weekends and in-service days).

In accordance with California Education Code Section 94919(b), Students shall notify the school in writing of the cancellation of their enrollment agreement ("Notice of Cancellation"). If the Notice of Cancellation is received by mail, it is effective when deposited in the mail properly addressed with postage prepaid. A student may cancel the enrollment agreement in the event the school cancels the program. All monies paid (with the exception of the registration Fee), will be returned to the student within thirty (30) days after either the school receives the applicant's Notice of Cancellation; or if the school cancels this agreement as described below.

A cancellation determination will be made by the institution for new and re-entry students on or before midnight of the fourteenth (14) consecutive calendar day from the scheduled start date of the first module (for re-entry students, it is the first module in which the student is enrolled upon returning to school), not including school-scheduled holidays and school-scheduled breaks (winter, spring, and summer breaks only) based on the following criteria:

1. Violation of the Student Code of Conduct.
2. Unable to obtain proof of high school graduation or equivalent.
3. Incomplete arrangements to fulfill financial obligations.

All new students whose Last Day of Attendance (LDA) falls on or before midnight of the fourteenth (14) consecutive calendar day from the scheduled start date of the first module, not including school-scheduled breaks (winter, spring, and summer breaks only) and any holidays published in the academic calendar in the catalog, will be assigned the status "Early Withdrawal" (EW). The determination date for "EW" will fall on the 14th absence consecutive calendar day from the student's LDA not including school-scheduled breaks (winter, spring, and summer breaks only) and any school-scheduled holidays, when the "EW" status will be automatically assigned by Electronic Student Database.

Note: Cancellations and Early Withdrawals will result in all charges being reversed with the exception of the registration fee which is non-refundable. The registration fee will be returned to all students who cancel their enrollment within three (3) business days from the date the enrollment agreement was signed at the following locations: Bakersfield, Fresno, Gardena, Riverside and Sacramento. In the event where the school cancels the program, any registration fees paid by the student will be refunded.



**SCHOOL PERFORMANCE FACT SHEET
CALENDAR YEARS 2016 & 2017**

Business Office Administration - 34 Weeks

On-Time Completion Rates (Graduation Rates)

Includes data for the two calendar years prior to reporting.

Calendar Year	Number of Students Who Began the Program	Students Available for Graduation	Number of On-Time Graduates	On-Time Completion Rate
2016	70	70	9	13%
2017	44	42	12	28%

Student's Initials: _____ Date: _____

Initial only after you have had sufficient time to read and understand the information.

Students Completing Within 150% of the Published Program Length

Calendar Year	Number of Students Who Began the Program	Students Available for Graduation	150% Graduates	150% Completion Rate
2016	70	70	47	67%
2017	44	42	22	52%

Student's Initials: _____ Date: _____

Initial only after you have had sufficient time to read and understand the information.



Job Placement Rates (includes data for the two calendar years prior to reporting)

Calendar Year	Number of Students Who Began Program	Number of Graduates	Graduates Available for Employment	Graduates Employed in the Field	Placement Rate % Employed in the Field
2016	70	N/A*	N/A*	N/A*	N/A*
2017	44	23	23	14	61%

Note: * Because of the change in the Bureaus reporting regulations, which became effective on July 14, 2016, this institution was not required to collect the data for its 2016 and prior graduates.

You may obtain from the institution a list of the employment positions determined to be in the field for which a student received education and training. A copy of such listing is available in the school catalog posted at <http://www.uei.edu/>

Gainfully Employed Categories (includes data for the two calendar years prior to reporting)

Part-Time vs. Full-Time Employment

Calendar Year	Graduates Employed in the Field 20-29 Hours Per Week	Graduates Employed in the Field at Least 30 Hours Per Week	Total Graduates Employed in the Field
2016	N/A*	N/A*	N/A*
2017	3	11	14

Single Position vs. Concurrent Aggregated Position

Calendar Year	Graduates Employed in the Field in a Single Position	Graduates Employed in the Field in Concurrent Aggregated Positions	Total Graduates Employed in the Field
2016	N/A*	N/A*	N/A*
2017	14	0	14



Self-Employed / Freelance Positions

Calendar Year	Graduates Employed who are Self-Employed or Working Freelance	Total Graduates Employed in the Field
2016	N/A*	N/A*
2017	0	14

Institutional Employment

Calendar Year	Graduates Employed in the Field who are Employed by the Institution, an Employer Owned by the Institution, or an Employer who Shares Ownership with the Institution.	Total Graduates Employed in the Field
2016	N/A*	N/A*
2017	0	14

Student's Initials: _____ Date: _____

Initial only after you have had sufficient time to read and understand the information.

Self-Employed / Freelance Positions

This program may result in freelance or self-employment.

- The work available to graduates of this program is usually for freelance or self-employment.
- This type of work may not be consistent.
- The period of employment can range from one day to weeks to several months.
- Hours worked in a day or week may be more or less than the traditional 8 hour work day or 40 hour work week.
- You can expect to spend unpaid time expanding your networks, advertising, promoting your services, or honing your skills.
- Once graduates begin to work freelance or are self-employed, they will be asked to provide documentation that they are employed as such so that they may be counted as placed for our job placement records.
- Students initialing this disclosure understand that either a majority or all of this school's graduates are employed in this manner and understand what comprises this work style.

Student's Initials: _____ Date: _____

Only initial after you have had sufficient time to read and understand the information.



License Examination Passage Rates (includes data for the two calendar years prior to reporting)

Table with 6 columns: Calendar Year, Number of Graduates in Calendar Year, Number of Graduates Taking Exam, Number Who Passed First Available Exam, Number Who Failed First Available Exam, Passage Rate. Rows for 2016 and 2017.

No state agency licensure examination is required for the employment of graduates of this program.

Salary and Wage Information (includes data for the two calendar years prior to reporting)

Annual salary and wages reported for graduates employed in the field.

Table with 13 columns: Calendar Year, Graduates Available for Employment, Graduates Employed in Field, and salary ranges from \$10,001-\$15,000 to \$50,001+, plus No Salary Information Reported.

A list of sources used to substantiate salary disclosures is available from the school. The institution verifies graduate employment and salary information through employer verifications or student attestations. Additionally, a student may obtain salary information by visiting the Bureau of Labor Statistics website at: https://www.bls.gov/

Student's Initials: _____ Date: _____

Initial only after you have had sufficient time to read and understand the information.

Cost of Educational Program

Total charges for the program for students completing on-time in 2017: \$19,900. Additional charges may be incurred if the program is not completed on-time.

Student's Initials: _____ Date: _____

Initial only after you have had sufficient time to read and understand the information.



Federal Student Loan Debt

Most recent three year cohort default rate, as reported by the United State Department of Education. ¹	The percentage of enrolled students in 2017 receiving federal student loans to pay for this program.	The average amount of federal student loan debt of 2017 graduates who took out federal student loans at this institution.	The percentage of graduates in 2017 with federal student loans as calculated by the institution.
14.3%	98%	\$8,409	98%

¹The percentage of students who defaulted on their federal student loans is called the Cohort Default Rate (CDR). It shows the percentage of this school’s students who were more than 270 days (9 months) behind on their federal student loans within three years of when the first payment was due. This is the most recent CDR reported by the U.S. Department of Education.

Student’s Initials: _____ **Date:** _____

Initial only after you have had sufficient time to read and understand the information.

This fact sheet is filed with the Bureau for Private Postsecondary Education. Regardless of any information you may have relating to completion rates, placement rates, starting salaries, or license exam passage rates, this fact sheet contains the information as calculated pursuant to state law.

Any questions a student may have regarding this fact sheet that have not been satisfactorily answered by the institution may be directed to the Bureau for Private Postsecondary Education at 2535 Capitol Oaks Drive, Suite 400, Sacramento, CA 95833, www.bppe.ca.gov, toll-free telephone number (888) 370-7589 or by fax (916) 263-1897.

Student Name - Print

Student Signature

Date

School Official

Date



Definitions

- “Number of Students Who Began the Program” means the number of students who began a program who were scheduled to complete the program within 100% of the published program length within the reporting calendar year and excludes all students who cancelled during the cancellation period.
- “Students Available for Graduation” is the number of students who began the program minus the number of students who have died, been incarcerated, or been called to active military duty.
- “Number of On-time Graduates” is the number of students who completed the program within 100% of the published program length within the reporting calendar year.
- “On-time Completion Rate” is the number of on-time graduates divided by the number of students available for graduation.
- “150% Graduates” is the number of students who completed the program within 150% of the program length (includes on-time graduates).
- “150% Completion Rate” is the number of students who completed the program in the reported calendar year within 150% of the published program length, including on-time graduates, divided by the number of students available for graduation.
- “Graduates Available for Employment” means the number of graduates minus the number of graduates unavailable for employment.
- “Graduates Unavailable for Employment” means the graduates who, after graduation, die, become incarcerated, are called to active military duty, are international students that leave the United States or do not have a visa allowing employment in the United States, or are continuing their education in an accredited or bureau-approved postsecondary institution.
- “Graduates Employed in the Field” means graduates who beginning within six months after a student completes the applicable educational program are gainfully employed, whose employment has been reported, and for whom the institution has documented verification of employment. For occupations for which the state requires passing an examination, the six months period begins after the announcement of the examination results for the first examination available after a student completes an applicable educational program.
- “Placement Rate Employed in the Field” is calculated by dividing the number of graduates gainfully employed in the field by the number of graduates available for employment.
- “Number of Graduates Taking Exam” is the number of graduates who took the first available exam in the reported calendar year.
- “First Available Exam Date” is the date for the first available exam after a student completed a program.
- “Passage Rate” is calculated by dividing the number of graduates who passed the exam by the number of graduates who took the reported licensing exam.
- “Number Who Passed First Available Exam” is the number of graduates who took and passed the first available licensing exam after completing the program.
- “Salary” is as reported by graduate or graduate’s employer.
- “No Salary Information Reported” is the number of graduates for whom, after making reasonable attempts, the school was not able to obtain salary information.



STUDENT'S RIGHT TO CANCEL


California Education Code Section 94919 (d), provides that the student has the right to cancel and obtain a refund of charges paid (excluding the registration fee) through attendance at the first class session, or the seventh day after enrollment, whichever is later. In accordance with California Education Code Section 94919(d), the institution's policy is that all new and re-entry students have the right to cancel the enrollment agreement until midnight of the seventh (7) day from the scheduled start date of the first module not including holidays (but does include weekends and in-service days). In accordance with California Education Code Section 94919(b), Students shall notify the school in writing of the cancellation of their enrollment agreement ("Notice of Cancellation"). If the Notice of Cancellation is received by mail, it is effective when deposited in the mail properly addressed with postage prepaid. A student may cancel the enrollment agreement in the event the school cancels the program. All monies paid (with the exception of the registration Fee), will be returned to the student within thirty (30) days after either the school receives the applicant's Notice of Cancellation; or if the school cancels this agreement as described below.

A cancellation determination will be made by the institution for new and re-entry students on or before midnight of the fourteenth (14) consecutive calendar day from the scheduled start date of the first module (for re-entry students, it is the first module in which the student is enrolled upon returning to school), not including school-scheduled holidays and school-scheduled breaks (winter, spring, and summer breaks only) based on the following criteria:

1. Violation of the Student Code of Conduct.
2. Unable to obtain proof of high school graduation or equivalent.
3. Incomplete arrangements to fulfill financial obligations.

All new students whose Last Day of Attendance (LDA) falls on or before midnight of the fourteenth (14) consecutive calendar day from the scheduled start date of the first module, not including school-scheduled breaks (winter, spring, and summer breaks only) and any holidays published in the academic calendar in the catalog, will be assigned the status "Early Withdrawal" (EW). The determination date for "EW" will fall on the 14th absence consecutive calendar day from the student's LDA not including school-scheduled breaks (winter, spring, and summer breaks only) and any school-scheduled holidays, when the "EW" status will be automatically assigned by Electronic Student Database.

Note: Cancellations and Early Withdrawals will result in all charges being reversed with the exception of the registration fee which is non-refundable. The registration fee will be returned to all students who cancel their enrollment within three (3) business days from the date the enrollment agreement was signed at the following locations: Bakersfield, Fresno, Gardena, Riverside and Sacramento. In the event where the school cancels the program, any registration fees paid by the student will be refunded.





**SCHOOL PERFORMANCE FACT SHEET
CALENDAR YEARS 2016 & 2017**

Criminal Justice - 36 Weeks

On-Time Completion Rates (Graduation Rates)

Includes data for the two calendar years prior to reporting.

Calendar Year	Number of Students Who Began the Program	Students Available for Graduation	Number of On-Time Graduates	On-Time Completion Rate
2016	44	44	19	43%
2017	26	26	4	15%

Student's Initials: _____ Date: _____

Initial only after you have had sufficient time to read and understand the information.

Students Completing Within 150% of the Published Program Length

Calendar Year	Number of Students Who Began the Program	Students Available for Graduation	150% Graduates	150% Completion Rate
2016	44	44	32	73%
2017	26	26	18	69%

Student's Initials: _____ Date: _____

Initial only after you have had sufficient time to read and understand the information.



Job Placement Rates (includes data for the two calendar years prior to reporting)

Calendar Year	Number of Students Who Began Program	Number of Graduates	Graduates Available for Employment	Graduates Employed in the Field	Placement Rate % Employed in the Field
2016	44	N/A*	N/A*	N/A*	N/A*
2017	26	20	19	10	53%

Note: * Because of the change in the Bureaus reporting regulations, which became effective on July 14, 2016, this institution was not required to collect the data for its 2016 and prior graduates.

You may obtain from the institution a list of the employment positions determined to be in the field for which a student received education and training. A copy of such listing is available in the school catalog posted at <http://www.uei.edu/>

Gainfully Employed Categories (includes data for the two calendar years prior to reporting)

Part-Time vs. Full-Time Employment

Calendar Year	Graduates Employed in the Field 20-29 Hours Per Week	Graduates Employed in the Field at Least 30 Hours Per Week	Total Graduates Employed in the Field
2016	N/A*	N/A*	N/A*
2017	2	8	10

Single Position vs. Concurrent Aggregated Position

Calendar Year	Graduates Employed in the Field in a Single Position	Graduates Employed in the Field in Concurrent Aggregated Positions	Total Graduates Employed in the Field
2016	N/A*	N/A*	N/A*
2017	10	0	10



Self-Employed / Freelance Positions

Calendar Year	Graduates Employed who are Self-Employed or Working Freelance	Total Graduates Employed in the Field
2016	N/A*	N/A*
2017	0	10

Institutional Employment

Calendar Year	Graduates Employed in the Field who are Employed by the Institution, an Employer Owned by the Institution, or an Employer who Shares Ownership with the Institution.	Total Graduates Employed in the Field
2016	N/A*	N/A*
2017	0	10

Student's Initials: _____ Date: _____

Initial only after you have had sufficient time to read and understand the information.

Self-Employed / Freelance Positions

This program may result in freelance or self-employment.

- The work available to graduates of this program is usually for freelance or self-employment.
- This type of work may not be consistent.
- The period of employment can range from one day to weeks to several months.
- Hours worked in a day or week may be more or less than the traditional 8 hour work day or 40 hour work week.
- You can expect to spend unpaid time expanding your networks, advertising, promoting your services, or honing your skills.
- Once graduates begin to work freelance or are self-employed, they will be asked to provide documentation that they are employed as such so that they may be counted as placed for our job placement records.
- Students initialing this disclosure understand that either a majority or all of this school's graduates are employed in this manner and understand what comprises this work style.

Student's Initials: _____ Date: _____

Only initial after you have had sufficient time to read and understand the information.



License Examination Passage Rates *(includes data for the two calendar years prior to reporting)*

Calendar Year	Number of Graduates in Calendar Year	Number of Graduates Taking Exam	Number Who Passed First Available Exam	Number Who Failed First Available Exam	Passage Rate
2016	N/A	N/A	N/A	N/A	N/A
2017	N/A	N/A	N/A	N/A	N/A

No state agency licensure examination is required for the employment of graduates of this program.

Salary and Wage Information *(includes data for the two calendar years prior to reporting)*

Annual salary and wages reported for graduates employed in the field.

Calendar Year	Graduates Available for Employment	Graduates Employed in Field	\$10,001-\$15,000	\$15,001-\$20,000	\$20,001-\$25,000	\$25,001-\$30,000	\$30,001-\$35,000	\$35,001-\$40,000	\$40,001-\$45,000	\$45,001-\$50,000	\$50,001+	No Salary Information Reported
2016	N/A*	N/A*	N/A*	N/A*	N/A*	N/A*	N/A*	N/A*	N/A*	N/A*	N/A*	N/A*
2017	19	10	1	1	4	3	0	0	0	0	0	1

A list of sources used to substantiate salary disclosures is available from the school. The institution verifies graduate employment and salary information through employer verifications or student attestations. Additionally, a student may obtain salary information by visiting the Bureau of Labor Statistics website at: <https://www.bls.gov/>

Student's Initials: _____ Date: _____

Initial only after you have had sufficient time to read and understand the information.

Cost of Educational Program

Total charges for the program for students completing on-time in 2017: \$19,900. Additional charges may be incurred if the program is not completed on-time.

Student's Initials: _____ Date: _____

Initial only after you have had sufficient time to read and understand the information.



Federal Student Loan Debt

Most recent three year cohort default rate, as reported by the United State Department of Education. ¹	The percentage of enrolled students in 2017 receiving federal student loans to pay for this program.	The average amount of federal student loan debt of 2017 graduates who took out federal student loans at this institution.	The percentage of graduates in 2017 with federal student loans as calculated by the institution.
14.3%	92%	\$8,409	98%

¹The percentage of students who defaulted on their federal student loans is called the Cohort Default Rate (CDR). It shows the percentage of this school's students who were more than 270 days (9 months) behind on their federal student loans within three years of when the first payment was due. This is the most recent CDR reported by the U.S. Department of Education.

Student's Initials: _____ **Date:** _____

Initial only after you have had sufficient time to read and understand the information.

This fact sheet is filed with the Bureau for Private Postsecondary Education. Regardless of any information you may have relating to completion rates, placement rates, starting salaries, or license exam passage rates, this fact sheet contains the information as calculated pursuant to state law.

Any questions a student may have regarding this fact sheet that have not been satisfactorily answered by the institution may be directed to the Bureau for Private Postsecondary Education at 2535 Capitol Oaks Drive, Suite 400, Sacramento, CA 95833, www.bppe.ca.gov, toll-free telephone number (888) 370-7589 or by fax (916) 263-1897.

Student Name - Print

Student Signature

Date

School Official

Date



Definitions

- “Number of Students Who Began the Program” means the number of students who began a program who were scheduled to complete the program within 100% of the published program length within the reporting calendar year and excludes all students who cancelled during the cancellation period.
- “Students Available for Graduation” is the number of students who began the program minus the number of students who have died, been incarcerated, or been called to active military duty.
- “Number of On-time Graduates” is the number of students who completed the program within 100% of the published program length within the reporting calendar year.
- “On-time Completion Rate” is the number of on-time graduates divided by the number of students available for graduation.
- “150% Graduates” is the number of students who completed the program within 150% of the program length (includes on-time graduates).
- “150% Completion Rate” is the number of students who completed the program in the reported calendar year within 150% of the published program length, including on-time graduates, divided by the number of students available for graduation.
- “Graduates Available for Employment” means the number of graduates minus the number of graduates unavailable for employment.
- “Graduates Unavailable for Employment” means the graduates who, after graduation, die, become incarcerated, are called to active military duty, are international students that leave the United States or do not have a visa allowing employment in the United States, or are continuing their education in an accredited or bureau-approved postsecondary institution.
- “Graduates Employed in the Field” means graduates who beginning within six months after a student completes the applicable educational program are gainfully employed, whose employment has been reported, and for whom the institution has documented verification of employment. For occupations for which the state requires passing an examination, the six months period begins after the announcement of the examination results for the first examination available after a student completes an applicable educational program.
- “Placement Rate Employed in the Field” is calculated by dividing the number of graduates gainfully employed in the field by the number of graduates available for employment.
- “Number of Graduates Taking Exam” is the number of graduates who took the first available exam in the reported calendar year.
- “First Available Exam Date” is the date for the first available exam after a student completed a program.
- “Passage Rate” is calculated by dividing the number of graduates who passed the exam by the number of graduates who took the reported licensing exam.
- “Number Who Passed First Available Exam” is the number of graduates who took and passed the first available licensing exam after completing the program.
- “Salary” is as reported by graduate or graduate’s employer.
- “No Salary Information Reported” is the number of graduates for whom, after making reasonable attempts, the school was not able to obtain salary information.



STUDENT'S RIGHT TO CANCEL


California Education Code Section 94919 (d), provides that the student has the right to cancel and obtain a refund of charges paid (excluding the registration fee) through attendance at the first class session, or the seventh day after enrollment, whichever is later. In accordance with California Education Code Section 94919(d), the institution's policy is that all new and re-entry students have the right to cancel the enrollment agreement until midnight of the seventh (7) day from the scheduled start date of the first module not including holidays (but does include weekends and in-service days). In accordance with California Education Code Section 94919(b), Students shall notify the school in writing of the cancellation of their enrollment agreement ("Notice of Cancellation"). If the Notice of Cancellation is received by mail, it is effective when deposited in the mail properly addressed with postage prepaid. A student may cancel the enrollment agreement in the event the school cancels the program. All monies paid (with the exception of the registration Fee), will be returned to the student within thirty (30) days after either the school receives the applicant's Notice of Cancellation; or if the school cancels this agreement as described below.

A cancellation determination will be made by the institution for new and re-entry students on or before midnight of the fourteenth (14) consecutive calendar day from the scheduled start date of the first module (for re-entry students, it is the first module in which the student is enrolled upon returning to school), not including school-scheduled holidays and school-scheduled breaks (winter, spring, and summer breaks only) based on the following criteria:

1. Violation of the Student Code of Conduct.
2. Unable to obtain proof of high school graduation or equivalent.
3. Incomplete arrangements to fulfill financial obligations.

All new students whose Last Day of Attendance (LDA) falls on or before midnight of the fourteenth (14) consecutive calendar day from the scheduled start date of the first module, not including school-scheduled breaks (winter, spring, and summer breaks only) and any holidays published in the academic calendar in the catalog, will be assigned the status "Early Withdrawal" (EW). The determination date for "EW" will fall on the 14th absence consecutive calendar day from the student's LDA not including school-scheduled breaks (winter, spring, and summer breaks only) and any school-scheduled holidays, when the "EW" status will be automatically assigned by Electronic Student Database.

Note: Cancellations and Early Withdrawals will result in all charges being reversed with the exception of the registration fee which is non-refundable. The registration fee will be returned to all students who cancel their enrollment within three (3) business days from the date the enrollment agreement was signed at the following locations: Bakersfield, Fresno, Gardena, Riverside and Sacramento. In the event where the school cancels the program, any registration fees paid by the student will be refunded.





**SCHOOL PERFORMANCE FACT SHEET
CALENDAR YEARS 2016 & 2017**

Computer Systems Technician - 34 Weeks

On-Time Completion Rates (Graduation Rates)

Includes data for the two calendar years prior to reporting.

Calendar Year	Number of Students Who Began the Program	Students Available for Graduation	Number of On-Time Graduates	On-Time Completion Rate
2016	68	67	8	12%
2017	55	55	16	29%

Student's Initials: _____ Date: _____

Initial only after you have had sufficient time to read and understand the information.

Students Completing Within 150% of the Published Program Length

Calendar Year	Number of Students Who Began the Program	Students Available for Graduation	150% Graduates	150% Completion Rate
2016	68	67	43	64%
2017	55	55	43	78%

Student's Initials: _____ Date: _____

Initial only after you have had sufficient time to read and understand the information.



Job Placement Rates (includes data for the two calendar years prior to reporting)

Calendar Year	Number of Students Who Began Program	Number of Graduates	Graduates Available for Employment	Graduates Employed in the Field	Placement Rate % Employed in the Field
2016	68	N/A*	N/A*	N/A*	N/A*
2017	55	44	44	26	59%

Note: * Because of the change in the Bureaus reporting regulations, which became effective on July 14, 2016, this institution was not required to collect the data for its 2016 and prior graduates.

You may obtain from the institution a list of the employment positions determined to be in the field for which a student received education and training. A copy of such listing is available in the school catalog posted at <http://www.uei.edu/>

Gainfully Employed Categories (includes data for the two calendar years prior to reporting)

Part-Time vs. Full-Time Employment

Calendar Year	Graduates Employed in the Field 20-29 Hours Per Week	Graduates Employed in the Field at Least 30 Hours Per Week	Total Graduates Employed in the Field
2016	N/A*	N/A*	N/A*
2017	5	21	26

Single Position vs. Concurrent Aggregated Position

Calendar Year	Graduates Employed in the Field in a Single Position	Graduates Employed in the Field in Concurrent Aggregated Positions	Total Graduates Employed in the Field
2016	N/A*	N/A*	N/A*
2017	26	0	26



Self-Employed / Freelance Positions

Calendar Year	Graduates Employed who are Self-Employed or Working Freelance	Total Graduates Employed in the Field
2016	N/A*	N/A*
2017	0	26

Institutional Employment

Calendar Year	Graduates Employed in the Field who are Employed by the Institution, an Employer Owned by the Institution, or an Employer who Shares Ownership with the Institution.	Total Graduates Employed in the Field
2016	N/A*	N/A*
2017	0	26

Student's Initials: _____ Date: _____

Initial only after you have had sufficient time to read and understand the information.

Self-Employed / Freelance Positions

This program may result in freelance or self-employment.

- The work available to graduates of this program is usually for freelance or self-employment.
- This type of work may not be consistent.
- The period of employment can range from one day to weeks to several months.
- Hours worked in a day or week may be more or less than the traditional 8 hour work day or 40 hour work week.
- You can expect to spend unpaid time expanding your networks, advertising, promoting your services, or honing your skills.
- Once graduates begin to work freelance or are self-employed, they will be asked to provide documentation that they are employed as such so that they may be counted as placed for our job placement records.
- Students initialing this disclosure understand that either a majority or all of this school's graduates are employed in this manner and understand what comprises this work style.

Student's Initials: _____ Date: _____

Only initial after you have had sufficient time to read and understand the information.



License Examination Passage Rates (includes data for the two calendar years prior to reporting)

Table with 6 columns: Calendar Year, Number of Graduates in Calendar Year, Number of Graduates Taking Exam, Number Who Passed First Available Exam, Number Who Failed First Available Exam, Passage Rate. Rows for 2016 and 2017.

No state agency licensure examination is required for the employment of graduates of this program.

Salary and Wage Information (includes data for the two calendar years prior to reporting)

Annual salary and wages reported for graduates employed in the field.

Table with 13 columns: Calendar Year, Graduates Available for Employment, Graduates Employed in Field, and salary brackets from \$10,001-\$15,000 to \$50,001+, plus No Salary Information Reported.

A list of sources used to substantiate salary disclosures is available from the school. The institution verifies graduate employment and salary information through employer verifications or student attestations. Additionally, a student may obtain salary information by visiting the Bureau of Labor Statistics website at: https://www.bls.gov/

Student's Initials: _____ Date: _____

Initial only after you have had sufficient time to read and understand the information.

Cost of Educational Program

Total charges for the program for students completing on-time in 2017: \$19,900. Additional charges may be incurred if the program is not completed on-time.

Student's Initials: _____ Date: _____

Initial only after you have had sufficient time to read and understand the information.



Federal Student Loan Debt

Most recent three year cohort default rate, as reported by the United State Department of Education. ¹	The percentage of enrolled students in 2017 receiving federal student loans to pay for this program.	The average amount of federal student loan debt of 2017 graduates who took out federal student loans at this institution.	The percentage of graduates in 2017 with federal student loans as calculated by the institution.
14.3%	91%	\$8,409	98%

¹The percentage of students who defaulted on their federal student loans is called the Cohort Default Rate (CDR). It shows the percentage of this school’s students who were more than 270 days (9 months) behind on their federal student loans within three years of when the first payment was due. This is the most recent CDR reported by the U.S. Department of Education.

Student’s Initials: _____ **Date:** _____

Initial only after you have had sufficient time to read and understand the information.

This fact sheet is filed with the Bureau for Private Postsecondary Education. Regardless of any information you may have relating to completion rates, placement rates, starting salaries, or license exam passage rates, this fact sheet contains the information as calculated pursuant to state law.

Any questions a student may have regarding this fact sheet that have not been satisfactorily answered by the institution may be directed to the Bureau for Private Postsecondary Education at 2535 Capitol Oaks Drive, Suite 400, Sacramento, CA 95833, www.bppe.ca.gov, toll-free telephone number (888) 370-7589 or by fax (916) 263-1897.

Student Name - Print

Student Signature

Date

School Official

Date



Definitions

- “Number of Students Who Began the Program” means the number of students who began a program who were scheduled to complete the program within 100% of the published program length within the reporting calendar year and excludes all students who cancelled during the cancellation period.
- “Students Available for Graduation” is the number of students who began the program minus the number of students who have died, been incarcerated, or been called to active military duty.
- “Number of On-time Graduates” is the number of students who completed the program within 100% of the published program length within the reporting calendar year.
- “On-time Completion Rate” is the number of on-time graduates divided by the number of students available for graduation.
- “150% Graduates” is the number of students who completed the program within 150% of the program length (includes on-time graduates).
- “150% Completion Rate” is the number of students who completed the program in the reported calendar year within 150% of the published program length, including on-time graduates, divided by the number of students available for graduation.
- “Graduates Available for Employment” means the number of graduates minus the number of graduates unavailable for employment.
- “Graduates Unavailable for Employment” means the graduates who, after graduation, die, become incarcerated, are called to active military duty, are international students that leave the United States or do not have a visa allowing employment in the United States, or are continuing their education in an accredited or bureau-approved postsecondary institution.
- “Graduates Employed in the Field” means graduates who beginning within six months after a student completes the applicable educational program are gainfully employed, whose employment has been reported, and for whom the institution has documented verification of employment. For occupations for which the state requires passing an examination, the six months period begins after the announcement of the examination results for the first examination available after a student completes an applicable educational program.
- “Placement Rate Employed in the Field” is calculated by dividing the number of graduates gainfully employed in the field by the number of graduates available for employment.
- “Number of Graduates Taking Exam” is the number of graduates who took the first available exam in the reported calendar year.
- “First Available Exam Date” is the date for the first available exam after a student completed a program.
- “Passage Rate” is calculated by dividing the number of graduates who passed the exam by the number of graduates who took the reported licensing exam.
- “Number Who Passed First Available Exam” is the number of graduates who took and passed the first available licensing exam after completing the program.
- “Salary” is as reported by graduate or graduate’s employer.
- “No Salary Information Reported” is the number of graduates for whom, after making reasonable attempts, the school was not able to obtain salary information.



STUDENT'S RIGHT TO CANCEL


California Education Code Section 94919 (d), provides that the student has the right to cancel and obtain a refund of charges paid (excluding the registration fee) through attendance at the first class session, or the seventh day after enrollment, whichever is later. In accordance with California Education Code Section 94919(d), the institution's policy is that all new and re-entry students have the right to cancel the enrollment agreement until midnight of the seventh (7) day from the scheduled start date of the first module not including holidays (but does include weekends and in-service days). In accordance with California Education Code Section 94919(b), Students shall notify the school in writing of the cancellation of their enrollment agreement ("Notice of Cancellation"). If the Notice of Cancellation is received by mail, it is effective when deposited in the mail properly addressed with postage prepaid. A student may cancel the enrollment agreement in the event the school cancels the program. All monies paid (with the exception of the registration Fee), will be returned to the student within thirty (30) days after either the school receives the applicant's Notice of Cancellation; or if the school cancels this agreement as described below.

A cancellation determination will be made by the institution for new and re-entry students on or before midnight of the fourteenth (14) consecutive calendar day from the scheduled start date of the first module (for re-entry students, it is the first module in which the student is enrolled upon returning to school), not including school-scheduled holidays and school-scheduled breaks (winter, spring, and summer breaks only) based on the following criteria:

1. Violation of the Student Code of Conduct.
2. Unable to obtain proof of high school graduation or equivalent.
3. Incomplete arrangements to fulfill financial obligations.

All new students whose Last Day of Attendance (LDA) falls on or before midnight of the fourteenth (14) consecutive calendar day from the scheduled start date of the first module, not including school-scheduled breaks (winter, spring, and summer breaks only) and any holidays published in the academic calendar in the catalog, will be assigned the status "Early Withdrawal" (EW). The determination date for "EW" will fall on the 14th absence consecutive calendar day from the student's LDA not including school-scheduled breaks (winter, spring, and summer breaks only) and any school-scheduled holidays, when the "EW" status will be automatically assigned by Electronic Student Database.

Note: Cancellations and Early Withdrawals will result in all charges being reversed with the exception of the registration fee which is non-refundable. The registration fee will be returned to all students who cancel their enrollment within three (3) business days from the date the enrollment agreement was signed at the following locations: Bakersfield, Fresno, Gardena, Riverside and Sacramento. In the event where the school cancels the program, any registration fees paid by the student will be refunded.





SCHOOL PERFORMANCE FACT SHEET
CALENDAR YEARS 2016 & 2017

Dental Assistant - 34 Weeks

On-Time Completion Rates (Graduation Rates)

Includes data for the two calendar years prior to reporting.

Calendar Year	Number of Students Who Began the Program	Students Available for Graduation	Number of On-Time Graduates	On-Time Completion Rate
2016	89	88	18	20%
2017	71	71	18	25%

Student's Initials: _____ Date: _____

Initial only after you have had sufficient time to read and understand the information.

Students Completing Within 150% of the Published Program Length

Calendar Year	Number of Students Who Began the Program	Students Available for Graduation	150% Graduates	150% Completion Rate
2016	89	88	67	76%
2017	71	71	57	80%

Student's Initials: _____ Date: _____

Initial only after you have had sufficient time to read and understand the information.



Job Placement Rates (includes data for the two calendar years prior to reporting)

Calendar Year	Number of Students Who Began Program	Number of Graduates	Graduates Available for Employment	Graduates Employed in the Field	Placement Rate % Employed in the Field
2016	89	N/A*	N/A*	N/A*	N/A*
2017	71	58	58	39	67%

Note: * Because of the change in the Bureaus reporting regulations, which became effective on July 14, 2016, this institution was not required to collect the data for its 2016 and prior graduates.

You may obtain from the institution a list of the employment positions determined to be in the field for which a student received education and training. A copy of such listing is available in the school catalog posted at <http://www.uei.edu/>

Gainfully Employed Categories (includes data for the two calendar years prior to reporting)

Part-Time vs. Full-Time Employment

Calendar Year	Graduates Employed in the Field 20-29 Hours Per Week	Graduates Employed in the Field at Least 30 Hours Per Week	Total Graduates Employed in the Field
2016	N/A*	N/A*	N/A*
2017	12	27	39

Single Position vs. Concurrent Aggregated Position

Calendar Year	Graduates Employed in the Field in a Single Position	Graduates Employed in the Field in Concurrent Aggregated Positions	Total Graduates Employed in the Field
2016	N/A*	N/A*	N/A*
2017	39	0	39



Self-Employed / Freelance Positions

Calendar Year	Graduates Employed who are Self-Employed or Working Freelance	Total Graduates Employed in the Field
2016	N/A*	N/A*
2017	0	39

Institutional Employment

Calendar Year	Graduates Employed in the Field who are Employed by the Institution, an Employer Owned by the Institution, or an Employer who Shares Ownership with the Institution.	Total Graduates Employed in the Field
2016	N/A*	N/A*
2017	0	39

Student's Initials: _____ Date: _____

Initial only after you have had sufficient time to read and understand the information.

Self-Employed / Freelance Positions

This program may result in freelance or self-employment.

- The work available to graduates of this program is usually for freelance or self-employment.
- This type of work may not be consistent.
- The period of employment can range from one day to weeks to several months.
- Hours worked in a day or week may be more or less than the traditional 8 hour work day or 40 hour work week.
- You can expect to spend unpaid time expanding your networks, advertising, promoting your services, or honing your skills.
- Once graduates begin to work freelance or are self-employed, they will be asked to provide documentation that they are employed as such so that they may be counted as placed for our job placement records.
- Students initialing this disclosure understand that either a majority or all of this school's graduates are employed in this manner and understand what comprises this work style.

Student's Initials: _____ Date: _____

Only initial after you have had sufficient time to read and understand the information.



License Examination Passage Rates (includes data for the two calendar years prior to reporting)

Calendar Year	Number of Graduates in Calendar Year	Number of Graduates Taking Exam	Number Who Passed First Available Exam	Number Who Failed First Available Exam	Passage Rate
2016	N/A	N/A	N/A	N/A	N/A
2017	N/A	N/A	N/A	N/A	N/A

No state agency licensure examination is required for the employment of graduates of this program.

Salary and Wage Information (includes data for the two calendar years prior to reporting)

Annual salary and wages reported for graduates employed in the field.

Calendar Year	Graduates Available for Employment	Graduates Employed in Field	\$10,001-\$15,000	\$15,001-\$20,000	\$20,001-\$25,000	\$25,001-\$30,000	\$30,001-\$35,000	\$35,001-\$40,000	\$40,001-\$45,000	\$45,001-\$50,000	\$50,001+	No Salary Information Reported
2016	N/A*	N/A*	N/A*	N/A*	N/A*	N/A*	N/A*	N/A*	N/A*	N/A*	N/A*	N/A*
2017	58	39	7	4	22	3	1	0	0	0	0	2

A list of sources used to substantiate salary disclosures is available from the school. The institution verifies graduate employment and salary information through employer verifications or student attestations. Additionally, a student may obtain salary information by visiting the Bureau of Labor Statistics website at: <https://www.bls.gov>

Student's Initials: _____ Date: _____

Initial only after you have had sufficient time to read and understand the information.

Cost of Educational Program

Total charges for the program for students completing on-time in 2017: \$19,900. Additional charges may be incurred if the program is not completed on-time.

Student's Initials: _____ Date: _____

Initial only after you have had sufficient time to read and understand the information.



Federal Student Loan Debt

Most recent three year cohort default rate, as reported by the United State Department of Education. ¹	The percentage of enrolled students in 2017 receiving federal student loans to pay for this program.	The average amount of federal student loan debt of 2017 graduates who took out federal student loans at this institution.	The percentage of graduates in 2017 with federal student loans as calculated by the institution.
14.3%	96%	\$8,409	98%

¹The percentage of students who defaulted on their federal student loans is called the Cohort Default Rate (CDR). It shows the percentage of this school's students who were more than 270 days (9 months) behind on their federal student loans within three years of when the first payment was due. This is the most recent CDR reported by the U.S. Department of Education.

Student's Initials: _____ **Date:** _____

Initial only after you have had sufficient time to read and understand the information.

This fact sheet is filed with the Bureau for Private Postsecondary Education. Regardless of any information you may have relating to completion rates, placement rates, starting salaries, or license exam passage rates, this fact sheet contains the information as calculated pursuant to state law.

Any questions a student may have regarding this fact sheet that have not been satisfactorily answered by the institution may be directed to the Bureau for Private Postsecondary Education at 2535 Capitol Oaks Drive, Suite 400, Sacramento, CA 95833, www.bppe.ca.gov, toll-free telephone number (888) 370-7589 or by fax (916) 263-1897.

Student Name - Print

Student Signature

Date

School Official

Date



Definitions

- “Number of Students Who Began the Program” means the number of students who began a program who were scheduled to complete the program within 100% of the published program length within the reporting calendar year and excludes all students who cancelled during the cancellation period.
- “Students Available for Graduation” is the number of students who began the program minus the number of students who have died, been incarcerated, or been called to active military duty.
- “Number of On-time Graduates” is the number of students who completed the program within 100% of the published program length within the reporting calendar year.
- “On-time Completion Rate” is the number of on-time graduates divided by the number of students available for graduation.
- “150% Graduates” is the number of students who completed the program within 150% of the program length (includes on-time graduates).
- “150% Completion Rate” is the number of students who completed the program in the reported calendar year within 150% of the published program length, including on-time graduates, divided by the number of students available for graduation.
- “Graduates Available for Employment” means the number of graduates minus the number of graduates unavailable for employment.
- “Graduates Unavailable for Employment” means the graduates who, after graduation, die, become incarcerated, are called to active military duty, are international students that leave the United States or do not have a visa allowing employment in the United States, or are continuing their education in an accredited or bureau-approved postsecondary institution.
- “Graduates Employed in the Field” means graduates who beginning within six months after a student completes the applicable educational program are gainfully employed, whose employment has been reported, and for whom the institution has documented verification of employment. For occupations for which the state requires passing an examination, the six months period begins after the announcement of the examination results for the first examination available after a student completes an applicable educational program.
- “Placement Rate Employed in the Field” is calculated by dividing the number of graduates gainfully employed in the field by the number of graduates available for employment.
- “Number of Graduates Taking Exam” is the number of graduates who took the first available exam in the reported calendar year.
- “First Available Exam Date” is the date for the first available exam after a student completed a program.
- “Passage Rate” is calculated by dividing the number of graduates who passed the exam by the number of graduates who took the reported licensing exam.
- “Number Who Passed First Available Exam” is the number of graduates who took and passed the first available licensing exam after completing the program.
- “Salary” is as reported by graduate or graduate’s employer.
- “No Salary Information Reported” is the number of graduates for whom, after making reasonable attempts, the school was not able to obtain salary information.



STUDENT'S RIGHT TO CANCEL


California Education Code Section 94919 (d), provides that the student has the right to cancel and obtain a refund of charges paid (excluding the registration fee) through attendance at the first class session, or the seventh day after enrollment, whichever is later. In accordance with California Education Code Section 94919(d), the institution's policy is that all new and re-entry students have the right to cancel the enrollment agreement until midnight of the seventh (7) day from the scheduled start date of the first module not including holidays (but does include weekends and in-service days). In accordance with California Education Code Section 94919(b), Students shall notify the school in writing of the cancellation of their enrollment agreement ("Notice of Cancellation"). If the Notice of Cancellation is received by mail, it is effective when deposited in the mail properly addressed with postage prepaid. A student may cancel the enrollment agreement in the event the school cancels the program. All monies paid (with the exception of the registration Fee), will be returned to the student within thirty (30) days after either the school receives the applicant's Notice of Cancellation; or if the school cancels this agreement as described below.

A cancellation determination will be made by the institution for new and re-entry students on or before midnight of the fourteenth (14) consecutive calendar day from the scheduled start date of the first module (for re-entry students, it is the first module in which the student is enrolled upon returning to school), not including school-scheduled holidays and school-scheduled breaks (winter, spring, and summer breaks only) based on the following criteria:

1. Violation of the Student Code of Conduct.
2. Unable to obtain proof of high school graduation or equivalent.
3. Incomplete arrangements to fulfill financial obligations.

All new students whose Last Day of Attendance (LDA) falls on or before midnight of the fourteenth (14) consecutive calendar day from the scheduled start date of the first module, not including school-scheduled breaks (winter, spring, and summer breaks only) and any holidays published in the academic calendar in the catalog, will be assigned the status "Early Withdrawal" (EW). The determination date for "EW" will fall on the 14th absence consecutive calendar day from the student's LDA not including school-scheduled breaks (winter, spring, and summer breaks only) and any school-scheduled holidays, when the "EW" status will be automatically assigned by Electronic Student Database.

Note: Cancellations and Early Withdrawals will result in all charges being reversed with the exception of the registration fee which is non-refundable. The registration fee will be returned to all students who cancel their enrollment within three (3) business days from the date the enrollment agreement was signed at the following locations: Bakersfield, Fresno, Gardena, Riverside and Sacramento. In the event where the school cancels the program, any registration fees paid by the student will be refunded.





SCHOOL PERFORMANCE FACT SHEET
CALENDAR YEARS 2016 & 2017

Medical Assistant - 34 Weeks

On-Time Completion Rates (Graduation Rates)

Includes data for the two calendar years prior to reporting.

Calendar Year	Number of Students Who Began the Program	Students Available for Graduation	Number of On-Time Graduates	On-Time Completion Rate
2016	158	154	26	17%
2017	155	155	29	18%

Student's Initials: _____ Date: _____

Initial only after you have had sufficient time to read and understand the information.

Students Completing Within 150% of the Published Program Length

Calendar Year	Number of Students Who Began the Program	Students Available for Graduation	150% Graduates	150% Completion Rate
2016	158	154	109	71%
2017	155	155	113	72%

Student's Initials: _____ Date: _____

Initial only after you have had sufficient time to read and understand the information.



Job Placement Rates (includes data for the two calendar years prior to reporting)

Calendar Year	Number of Students Who Began Program	Number of Graduates	Graduates Available for Employment	Graduates Employed in the Field	Placement Rate % Employed in the Field
2016	158	N/A*	N/A*	N/A*	N/A*
2017	155	118	118	65	55%

Note: * Because of the change in the Bureaus reporting regulations, which became effective on July 14, 2016, this institution was not required to collect the data for its 2016 and prior graduates.

You may obtain from the institution a list of the employment positions determined to be in the field for which a student received education and training. A copy of such listing is available in the school catalog posted at <http://www.uei.edu/>

Gainfully Employed Categories (includes data for the two calendar years prior to reporting)

Part-Time vs. Full-Time Employment

Calendar Year	Graduates Employed in the Field 20-29 Hours Per Week	Graduates Employed in the Field at Least 30 Hours Per Week	Total Graduates Employed in the Field
2016	N/A*	N/A*	N/A*
2017	15	50	65

Single Position vs. Concurrent Aggregated Position

Calendar Year	Graduates Employed in the Field in a Single Position	Graduates Employed in the Field in Concurrent Aggregated Positions	Total Graduates Employed in the Field
2016	N/A*	N/A*	N/A*
2017	65	0	65



Self-Employed / Freelance Positions

Calendar Year	Graduates Employed who are Self-Employed or Working Freelance	Total Graduates Employed in the Field
2016	N/A*	N/A*
2017	0	65

Institutional Employment

Calendar Year	Graduates Employed in the Field who are Employed by the Institution, an Employer Owned by the Institution, or an Employer who Shares Ownership with the Institution.	Total Graduates Employed in the Field
2016	N/A*	N/A*
2017	0	65

Student's Initials: _____ Date: _____

Initial only after you have had sufficient time to read and understand the information.

Self-Employed / Freelance Positions

This program may result in freelance or self-employment.

- The work available to graduates of this program is usually for freelance or self-employment.
- This type of work may not be consistent.
- The period of employment can range from one day to weeks to several months.
- Hours worked in a day or week may be more or less than the traditional 8 hour work day or 40 hour work week.
- You can expect to spend unpaid time expanding your networks, advertising, promoting your services, or honing your skills.
- Once graduates begin to work freelance or are self-employed, they will be asked to provide documentation that they are employed as such so that they may be counted as placed for our job placement records.
- Students initialing this disclosure understand that either a majority or all of this school's graduates are employed in this manner and understand what comprises this work style.

Student's Initials: _____ Date: _____

Only initial after you have had sufficient time to read and understand the information.



License Examination Passage Rates (includes data for the two calendar years prior to reporting)

Calendar Year	Number of Graduates in Calendar Year	Number of Graduates Taking Exam	Number Who Passed First Available Exam	Number Who Failed First Available Exam	Passage Rate
2016	N/A	N/A	N/A	N/A	N/A
2017	N/A	N/A	N/A	N/A	N/A

No state agency licensure examination is required for the employment of graduates of this program.

Salary and Wage Information (includes data for the two calendar years prior to reporting)

Annual salary and wages reported for graduates employed in the field.

Calendar Year	Graduates Available for Employment	Graduates Employed in Field	\$10,001-\$15,000	\$15,001-\$20,000	\$20,001-\$25,000	\$25,001-\$30,000	\$30,001-\$35,000	\$35,001-\$40,000	\$40,001-\$45,000	\$45,001-\$50,000	\$50,001+	No Salary Information Reported
2016	N/A*	N/A*	N/A*	N/A*	N/A*	N/A*	N/A*	N/A*	N/A*	N/A*	N/A*	N/A*
2017	118	65	10	1	28	6	0	1	0	0	0	19

A list of sources used to substantiate salary disclosures is available from the school. The institution verifies graduate employment and salary information through employer verifications or student attestations. Additionally, a student may obtain salary information by visiting the Bureau of Labor Statistics website at: <https://www.bls.gov/>

Student's Initials: _____ Date: _____

Initial only after you have had sufficient time to read and understand the information.

Cost of Educational Program

Total charges for the program for students completing on-time in 2017: \$19,900. Additional charges may be incurred if the program is not completed on-time.

Student's Initials: _____ Date: _____

Initial only after you have had sufficient time to read and understand the information.



Federal Student Loan Debt

Most recent three year cohort default rate, as reported by the United State Department of Education. ¹	The percentage of enrolled students in 2017 receiving federal student loans to pay for this program.	The average amount of federal student loan debt of 2017 graduates who took out federal student loans at this institution.	The percentage of graduates in 2017 with federal student loans as calculated by the institution.
14.3%	96%	\$8,409	98%

¹The percentage of students who defaulted on their federal student loans is called the Cohort Default Rate (CDR). It shows the percentage of this school’s students who were more than 270 days (9 months) behind on their federal student loans within three years of when the first payment was due. This is the most recent CDR reported by the U.S. Department of Education.

Student’s Initials: _____ **Date:** _____

Initial only after you have had sufficient time to read and understand the information.

This fact sheet is filed with the Bureau for Private Postsecondary Education. Regardless of any information you may have relating to completion rates, placement rates, starting salaries, or license exam passage rates, this fact sheet contains the information as calculated pursuant to state law.

Any questions a student may have regarding this fact sheet that have not been satisfactorily answered by the institution may be directed to the Bureau for Private Postsecondary Education at 2535 Capitol Oaks Drive, Suite 400, Sacramento, CA 95833, www.bppe.ca.gov, toll-free telephone number (888) 370-7589 or by fax (916) 263-1897.

Student Name - Print

Student Signature

Date

School Official

Date



Definitions

- “Number of Students Who Began the Program” means the number of students who began a program who were scheduled to complete the program within 100% of the published program length within the reporting calendar year and excludes all students who cancelled during the cancellation period.
- “Students Available for Graduation” is the number of students who began the program minus the number of students who have died, been incarcerated, or been called to active military duty.
- “Number of On-time Graduates” is the number of students who completed the program within 100% of the published program length within the reporting calendar year.
- “On-time Completion Rate” is the number of on-time graduates divided by the number of students available for graduation.
- “150% Graduates” is the number of students who completed the program within 150% of the program length (includes on-time graduates).
- “150% Completion Rate” is the number of students who completed the program in the reported calendar year within 150% of the published program length, including on-time graduates, divided by the number of students available for graduation.
- “Graduates Available for Employment” means the number of graduates minus the number of graduates unavailable for employment.
- “Graduates Unavailable for Employment” means the graduates who, after graduation, die, become incarcerated, are called to active military duty, are international students that leave the United States or do not have a visa allowing employment in the United States, or are continuing their education in an accredited or bureau-approved postsecondary institution.
- “Graduates Employed in the Field” means graduates who beginning within six months after a student completes the applicable educational program are gainfully employed, whose employment has been reported, and for whom the institution has documented verification of employment. For occupations for which the state requires passing an examination, the six months period begins after the announcement of the examination results for the first examination available after a student completes an applicable educational program.
- “Placement Rate Employed in the Field” is calculated by dividing the number of graduates gainfully employed in the field by the number of graduates available for employment.
- “Number of Graduates Taking Exam” is the number of graduates who took the first available exam in the reported calendar year.
- “First Available Exam Date” is the date for the first available exam after a student completed a program.
- “Passage Rate” is calculated by dividing the number of graduates who passed the exam by the number of graduates who took the reported licensing exam.
- “Number Who Passed First Available Exam” is the number of graduates who took and passed the first available licensing exam after completing the program.
- “Salary” is as reported by graduate or graduate’s employer.
- “No Salary Information Reported” is the number of graduates for whom, after making reasonable attempts, the school was not able to obtain salary information.



STUDENT'S RIGHT TO CANCEL


California Education Code Section 94919 (d), provides that the student has the right to cancel and obtain a refund of charges paid (excluding the registration fee) through attendance at the first class session, or the seventh day after enrollment, whichever is later. In accordance with California Education Code Section 94919(d), the institution's policy is that all new and re-entry students have the right to cancel the enrollment agreement until midnight of the seventh (7) day from the scheduled start date of the first module not including holidays (but does include weekends and in-service days). In accordance with California Education Code Section 94919(b), Students shall notify the school in writing of the cancellation of their enrollment agreement ("Notice of Cancellation"). If the Notice of Cancellation is received by mail, it is effective when deposited in the mail properly addressed with postage prepaid. A student may cancel the enrollment agreement in the event the school cancels the program. All monies paid (with the exception of the registration Fee), will be returned to the student within thirty (30) days after either the school receives the applicant's Notice of Cancellation; or if the school cancels this agreement as described below.

A cancellation determination will be made by the institution for new and re-entry students on or before midnight of the fourteenth (14) consecutive calendar day from the scheduled start date of the first module (for re-entry students, it is the first module in which the student is enrolled upon returning to school), not including school-scheduled holidays and school-scheduled breaks (winter, spring, and summer breaks only) based on the following criteria:

1. Violation of the Student Code of Conduct.
2. Unable to obtain proof of high school graduation or equivalent.
3. Incomplete arrangements to fulfill financial obligations.

All new students whose Last Day of Attendance (LDA) falls on or before midnight of the fourteenth (14) consecutive calendar day from the scheduled start date of the first module, not including school-scheduled breaks (winter, spring, and summer breaks only) and any holidays published in the academic calendar in the catalog, will be assigned the status "Early Withdrawal" (EW). The determination date for "EW" will fall on the 14th absence consecutive calendar day from the student's LDA not including school-scheduled breaks (winter, spring, and summer breaks only) and any school-scheduled holidays, when the "EW" status will be automatically assigned by Electronic Student Database.

Note: Cancellations and Early Withdrawals will result in all charges being reversed with the exception of the registration fee which is non-refundable. The registration fee will be returned to all students who cancel their enrollment within three (3) business days from the date the enrollment agreement was signed at the following locations: Bakersfield, Fresno, Gardena, Riverside and Sacramento. In the event where the school cancels the program, any registration fees paid by the student will be refunded.





**SCHOOL PERFORMANCE FACT SHEET
CALENDAR YEARS 2016 & 2017**

Medical Billing and Insurance Coding - 34 Weeks

On-Time Completion Rates (Graduation Rates)

Includes data for the two calendar years prior to reporting.

Calendar Year	Number of Students Who Began the Program	Students Available for Graduation	Number of On-Time Graduates	On-Time Completion Rate
2016	52	52	19	37%
2017	44	44	12	27%

Student's Initials: _____ Date: _____

Initial only after you have had sufficient time to read and understand the information.

Students Completing Within 150% of the Published Program Length

Calendar Year	Number of Students Who Began the Program	Students Available for Graduation	150% Graduates	150% Completion Rate
2016	52	52	44	85%
2017	44	44	33	75%

Student's Initials: _____ Date: _____

Initial only after you have had sufficient time to read and understand the information.



Job Placement Rates (includes data for the two calendar years prior to reporting)

Calendar Year	Number of Students Who Began Program	Number of Graduates	Graduates Available for Employment	Graduates Employed in the Field	Placement Rate % Employed in the Field
2016	52	N/A*	N/A*	N/A*	N/A*
2017	44	35	35	24	69%

Note: * Because of the change in the Bureaus reporting regulations, which became effective on July 14, 2016, this institution was not required to collect the data for its 2016 and prior graduates.

You may obtain from the institution a list of the employment positions determined to be in the field for which a student received education and training. A copy of such listing is available in the school catalog posted at <http://www.uei.edu/>

Gainfully Employed Categories (includes data for the two calendar years prior to reporting)

Part-Time vs. Full-Time Employment

Calendar Year	Graduates Employed in the Field 20-29 Hours Per Week	Graduates Employed in the Field at Least 30 Hours Per Week	Total Graduates Employed in the Field
2016	N/A*	N/A*	N/A*
2017	2	22	24

Single Position vs. Concurrent Aggregated Position

Calendar Year	Graduates Employed in the Field in a Single Position	Graduates Employed in the Field in Concurrent Aggregated Positions	Total Graduates Employed in the Field
2016	N/A*	N/A*	N/A*
2017	24	0	24



Self-Employed / Freelance Positions

Calendar Year	Graduates Employed who are Self-Employed or Working Freelance	Total Graduates Employed in the Field
2016	N/A*	N/A*
2017	0	24

Institutional Employment

Calendar Year	Graduates Employed in the Field who are Employed by the Institution, an Employer Owned by the Institution, or an Employer who Shares Ownership with the Institution.	Total Graduates Employed in the Field
2016	N/A*	N/A*
2017	0	24

Student's Initials: _____ Date: _____

Initial only after you have had sufficient time to read and understand the information.

Self-Employed / Freelance Positions

This program may result in freelance or self-employment.

- The work available to graduates of this program is usually for freelance or self-employment.
- This type of work may not be consistent.
- The period of employment can range from one day to weeks to several months.
- Hours worked in a day or week may be more or less than the traditional 8 hour work day or 40 hour work week.
- You can expect to spend unpaid time expanding your networks, advertising, promoting your services, or honing your skills.
- Once graduates begin to work freelance or are self-employed, they will be asked to provide documentation that they are employed as such so that they may be counted as placed for our job placement records.
- Students initialing this disclosure understand that either a majority or all of this school's graduates are employed in this manner and understand what comprises this work style.

Student's Initials: _____ Date: _____

Only initial after you have had sufficient time to read and understand the information.



License Examination Passage Rates (includes data for the two calendar years prior to reporting)

Table with 6 columns: Calendar Year, Number of Graduates in Calendar Year, Number of Graduates Taking Exam, Number Who Passed First Available Exam, Number Who Failed First Available Exam, Passage Rate. Rows for 2016 and 2017.

No state agency licensure examination is required for the employment of graduates of this program.

Salary and Wage Information (includes data for the two calendar years prior to reporting)

Annual salary and wages reported for graduates employed in the field.

Table with 13 columns: Calendar Year, Graduates Available for Employment, Graduates Employed in Field, and salary ranges from \$10,001-\$15,000 to \$50,001+, plus No Salary Information Reported.

A list of sources used to substantiate salary disclosures is available from the school. The institution verifies graduate employment and salary information through employer verifications or student attestations. Additionally, a student may obtain salary information by visiting the Bureau of Labor Statistics website at: https://www.bls.gov/

Student's Initials: _____ Date: _____

Initial only after you have had sufficient time to read and understand the information.

Cost of Educational Program

Total charges for the program for students completing on-time in 2017: \$19,900. Additional charges may be incurred if the program is not completed on-time.

Student's Initials: _____ Date: _____

Initial only after you have had sufficient time to read and understand the information.



Federal Student Loan Debt

Most recent three year cohort default rate, as reported by the United State Department of Education. ¹	The percentage of enrolled students in 2017 receiving federal student loans to pay for this program.	The average amount of federal student loan debt of 2017 graduates who took out federal student loans at this institution.	The percentage of graduates in 2017 with federal student loans as calculated by the institution.
14.3%	98%	\$8,409	98%

¹The percentage of students who defaulted on their federal student loans is called the Cohort Default Rate (CDR). It shows the percentage of this school’s students who were more than 270 days (9 months) behind on their federal student loans within three years of when the first payment was due. This is the most recent CDR reported by the U.S. Department of Education.

Student’s Initials: _____ **Date:** _____

Initial only after you have had sufficient time to read and understand the information.

This fact sheet is filed with the Bureau for Private Postsecondary Education. Regardless of any information you may have relating to completion rates, placement rates, starting salaries, or license exam passage rates, this fact sheet contains the information as calculated pursuant to state law.

Any questions a student may have regarding this fact sheet that have not been satisfactorily answered by the institution may be directed to the Bureau for Private Postsecondary Education at 2535 Capitol Oaks Drive, Suite 400, Sacramento, CA 95833, www.bppe.ca.gov, toll-free telephone number (888) 370-7589 or by fax (916) 263-1897.

Student Name - Print

Student Signature

Date

School Official

Date



Definitions

- “Number of Students Who Began the Program” means the number of students who began a program who were scheduled to complete the program within 100% of the published program length within the reporting calendar year and excludes all students who cancelled during the cancellation period.
- “Students Available for Graduation” is the number of students who began the program minus the number of students who have died, been incarcerated, or been called to active military duty.
- “Number of On-time Graduates” is the number of students who completed the program within 100% of the published program length within the reporting calendar year.
- “On-time Completion Rate” is the number of on-time graduates divided by the number of students available for graduation.
- “150% Graduates” is the number of students who completed the program within 150% of the program length (includes on-time graduates).
- “150% Completion Rate” is the number of students who completed the program in the reported calendar year within 150% of the published program length, including on-time graduates, divided by the number of students available for graduation.
- “Graduates Available for Employment” means the number of graduates minus the number of graduates unavailable for employment.
- “Graduates Unavailable for Employment” means the graduates who, after graduation, die, become incarcerated, are called to active military duty, are international students that leave the United States or do not have a visa allowing employment in the United States, or are continuing their education in an accredited or bureau-approved postsecondary institution.
- “Graduates Employed in the Field” means graduates who beginning within six months after a student completes the applicable educational program are gainfully employed, whose employment has been reported, and for whom the institution has documented verification of employment. For occupations for which the state requires passing an examination, the six months period begins after the announcement of the examination results for the first examination available after a student completes an applicable educational program.
- “Placement Rate Employed in the Field” is calculated by dividing the number of graduates gainfully employed in the field by the number of graduates available for employment.
- “Number of Graduates Taking Exam” is the number of graduates who took the first available exam in the reported calendar year.
- “First Available Exam Date” is the date for the first available exam after a student completed a program.
- “Passage Rate” is calculated by dividing the number of graduates who passed the exam by the number of graduates who took the reported licensing exam.
- “Number Who Passed First Available Exam” is the number of graduates who took and passed the first available licensing exam after completing the program.
- “Salary” is as reported by graduate or graduate’s employer.
- “No Salary Information Reported” is the number of graduates for whom, after making reasonable attempts, the school was not able to obtain salary information.



STUDENT'S RIGHT TO CANCEL


California Education Code Section 94919 (d), provides that the student has the right to cancel and obtain a refund of charges paid (excluding the registration fee) through attendance at the first class session, or the seventh day after enrollment, whichever is later. In accordance with California Education Code Section 94919(d), the institution's policy is that all new and re-entry students have the right to cancel the enrollment agreement until midnight of the seventh (7) day from the scheduled start date of the first module not including holidays (but does include weekends and in-service days). In accordance with California Education Code Section 94919(b), Students shall notify the school in writing of the cancellation of their enrollment agreement ("Notice of Cancellation"). If the Notice of Cancellation is received by mail, it is effective when deposited in the mail properly addressed with postage prepaid. A student may cancel the enrollment agreement in the event the school cancels the program. All monies paid (with the exception of the registration Fee), will be returned to the student within thirty (30) days after either the school receives the applicant's Notice of Cancellation; or if the school cancels this agreement as described below.

A cancellation determination will be made by the institution for new and re-entry students on or before midnight of the fourteenth (14) consecutive calendar day from the scheduled start date of the first module (for re-entry students, it is the first module in which the student is enrolled upon returning to school), not including school-scheduled holidays and school-scheduled breaks (winter, spring, and summer breaks only) based on the following criteria:

1. Violation of the Student Code of Conduct.
2. Unable to obtain proof of high school graduation or equivalent.
3. Incomplete arrangements to fulfill financial obligations.

All new students whose Last Day of Attendance (LDA) falls on or before midnight of the fourteenth (14) consecutive calendar day from the scheduled start date of the first module, not including school-scheduled breaks (winter, spring, and summer breaks only) and any holidays published in the academic calendar in the catalog, will be assigned the status "Early Withdrawal" (EW). The determination date for "EW" will fall on the 14th absence consecutive calendar day from the student's LDA not including school-scheduled breaks (winter, spring, and summer breaks only) and any school-scheduled holidays, when the "EW" status will be automatically assigned by Electronic Student Database.

Note: Cancellations and Early Withdrawals will result in all charges being reversed with the exception of the registration fee which is non-refundable. The registration fee will be returned to all students who cancel their enrollment within three (3) business days from the date the enrollment agreement was signed at the following locations: Bakersfield, Fresno, Gardena, Riverside and Sacramento. In the event where the school cancels the program, any registration fees paid by the student will be refunded.





**SCHOOL PERFORMANCE FACT SHEET
CALENDAR YEARS 2016 & 2017**

Pharmacy Technician - 34 Weeks

On-Time Completion Rates (Graduation Rates)

Includes data for the two calendar years prior to reporting.

Calendar Year	Number of Students Who Began the Program	Students Available for Graduation	Number of On-Time Graduates	On-Time Completion Rate
2016	45	45	5	11%
2017	29	29	2	6%

Student's Initials: _____ Date: _____

Initial only after you have had sufficient time to read and understand the information.

Students Completing Within 150% of the Published Program Length

Calendar Year	Number of Students Who Began the Program	Students Available for Graduation	150% Graduates	150% Completion Rate
2016	45	45	30	67%
2017	29	29	26	89%

Student's Initials: _____ Date: _____

Initial only after you have had sufficient time to read and understand the information.



Job Placement Rates (includes data for the two calendar years prior to reporting)

Calendar Year	Number of Students Who Began Program	Number of Graduates	Graduates Available for Employment	Graduates Employed in the Field	Placement Rate % Employed in the Field
2016	45	N/A*	N/A*	N/A*	N/A*
2017	29	27	27	19	70%

Note: * Because of the change in the Bureaus reporting regulations, which became effective on July 14, 2016, this institution was not required to collect the data for its 2016 and prior graduates.

You may obtain from the institution a list of the employment positions determined to be in the field for which a student received education and training. A copy of such listing is available in the school catalog posted at <http://www.uei.edu/>

Gainfully Employed Categories (includes data for the two calendar years prior to reporting)

Part-Time vs. Full-Time Employment

Calendar Year	Graduates Employed in the Field 20-29 Hours Per Week	Graduates Employed in the Field at Least 30 Hours Per Week	Total Graduates Employed in the Field
2016	N/A*	N/A*	N/A*
2017	5	14	19

Single Position vs. Concurrent Aggregated Position

Calendar Year	Graduates Employed in the Field in a Single Position	Graduates Employed in the Field in Concurrent Aggregated Positions	Total Graduates Employed in the Field
2016	N/A*	N/A*	N/A*
2017	19	0	19



Self-Employed / Freelance Positions

Calendar Year	Graduates Employed who are Self-Employed or Working Freelance	Total Graduates Employed in the Field
2016	N/A*	N/A*
2017	0	19

Institutional Employment

Calendar Year	Graduates Employed in the Field who are Employed by the Institution, an Employer Owned by the Institution, or an Employer who Shares Ownership with the Institution.	Total Graduates Employed in the Field
2016	N/A*	N/A*
2017	0	19

Student's Initials: _____ Date: _____

Initial only after you have had sufficient time to read and understand the information.

Self-Employed / Freelance Positions

This program may result in freelance or self-employment.

- The work available to graduates of this program is usually for freelance or self-employment.
- This type of work may not be consistent.
- The period of employment can range from one day to weeks to several months.
- Hours worked in a day or week may be more or less than the traditional 8 hour work day or 40 hour work week.
- You can expect to spend unpaid time expanding your networks, advertising, promoting your services, or honing your skills.
- Once graduates begin to work freelance or are self-employed, they will be asked to provide documentation that they are employed as such so that they may be counted as placed for our job placement records.
- Students initialing this disclosure understand that either a majority or all of this school's graduates are employed in this manner and understand what comprises this work style.

Student's Initials: _____ Date: _____

Only initial after you have had sufficient time to read and understand the information.



License Examination Passage Rates (includes data for the two calendar years prior to reporting)

Calendar Year	Number of Graduates in Calendar Year	Number of Graduates Taking Exam	Number Who Passed First Available Exam	Number Who Failed First Available Exam	Passage Rate
2016	N/A	N/A	N/A	N/A	N/A
2017	N/A	N/A	N/A	N/A	N/A

No state agency licensure examination is required for the employment of graduates of this program.

Salary and Wage Information (includes data for the two calendar years prior to reporting)

Annual salary and wages reported for graduates employed in the field.

Calendar Year	Graduates Available for Employment	Graduates Employed in Field	\$10,001-\$15,000	\$15,001-\$20,000	\$20,001-\$25,000	\$25,001-\$30,000	\$30,001-\$35,000	\$35,001-\$40,000	\$40,001-\$45,000	\$45,001-\$50,000	\$50,001+	No Salary Information Reported
2016	N/A*	N/A*	N/A*	N/A*	N/A*	N/A*	N/A*	N/A*	N/A*	N/A*	N/A*	N/A*
2017	27	19	4	1	13	0	1	0	0	0	0	0

A list of sources used to substantiate salary disclosures is available from the school. The institution verifies graduate employment and salary information through employer verifications or student attestations. Additionally, a student may obtain salary information by visiting the Bureau of Labor Statistics website at: <https://www.bls.gov/>

Student's Initials: _____ Date: _____

Initial only after you have had sufficient time to read and understand the information.

Cost of Educational Program

Total charges for the program for students completing on-time in 2017: \$19,900. Additional charges may be incurred if the program is not completed on-time.

Student's Initials: _____ Date: _____

Initial only after you have had sufficient time to read and understand the information.



Federal Student Loan Debt

Most recent three year cohort default rate, as reported by the United State Department of Education. ¹	The percentage of enrolled students in 2017 receiving federal student loans to pay for this program.	The average amount of federal student loan debt of 2017 graduates who took out federal student loans at this institution.	The percentage of graduates in 2017 with federal student loans as calculated by the institution.
14.3%	97%	\$8,409	98%

¹The percentage of students who defaulted on their federal student loans is called the Cohort Default Rate (CDR). It shows the percentage of this school's students who were more than 270 days (9 months) behind on their federal student loans within three years of when the first payment was due. This is the most recent CDR reported by the U.S. Department of Education.

Student's Initials: _____ **Date:** _____

Initial only after you have had sufficient time to read and understand the information.

This fact sheet is filed with the Bureau for Private Postsecondary Education. Regardless of any information you may have relating to completion rates, placement rates, starting salaries, or license exam passage rates, this fact sheet contains the information as calculated pursuant to state law.

Any questions a student may have regarding this fact sheet that have not been satisfactorily answered by the institution may be directed to the Bureau for Private Postsecondary Education at 2535 Capitol Oaks Drive, Suite 400, Sacramento, CA 95833, www.bppe.ca.gov, toll-free telephone number (888) 370-7589 or by fax (916) 263-1897.

Student Name - Print

Student Signature

Date

School Official

Date



Definitions

- “Number of Students Who Began the Program” means the number of students who began a program who were scheduled to complete the program within 100% of the published program length within the reporting calendar year and excludes all students who cancelled during the cancellation period.
- “Students Available for Graduation” is the number of students who began the program minus the number of students who have died, been incarcerated, or been called to active military duty.
- “Number of On-time Graduates” is the number of students who completed the program within 100% of the published program length within the reporting calendar year.
- “On-time Completion Rate” is the number of on-time graduates divided by the number of students available for graduation.
- “150% Graduates” is the number of students who completed the program within 150% of the program length (includes on-time graduates).
- “150% Completion Rate” is the number of students who completed the program in the reported calendar year within 150% of the published program length, including on-time graduates, divided by the number of students available for graduation.
- “Graduates Available for Employment” means the number of graduates minus the number of graduates unavailable for employment.
- “Graduates Unavailable for Employment” means the graduates who, after graduation, die, become incarcerated, are called to active military duty, are international students that leave the United States or do not have a visa allowing employment in the United States, or are continuing their education in an accredited or bureau-approved postsecondary institution.
- “Graduates Employed in the Field” means graduates who beginning within six months after a student completes the applicable educational program are gainfully employed, whose employment has been reported, and for whom the institution has documented verification of employment. For occupations for which the state requires passing an examination, the six months period begins after the announcement of the examination results for the first examination available after a student completes an applicable educational program.
- “Placement Rate Employed in the Field” is calculated by dividing the number of graduates gainfully employed in the field by the number of graduates available for employment.
- “Number of Graduates Taking Exam” is the number of graduates who took the first available exam in the reported calendar year.
- “First Available Exam Date” is the date for the first available exam after a student completed a program.
- “Passage Rate” is calculated by dividing the number of graduates who passed the exam by the number of graduates who took the reported licensing exam.
- “Number Who Passed First Available Exam” is the number of graduates who took and passed the first available licensing exam after completing the program.
- “Salary” is as reported by graduate or graduate’s employer.
- “No Salary Information Reported” is the number of graduates for whom, after making reasonable attempts, the school was not able to obtain salary information.



STUDENT'S RIGHT TO CANCEL

California Education Code Section 94919 (d), provides that the student has the right to cancel and obtain a refund of charges paid (excluding the registration fee) through attendance at the first class session, or the seventh day after enrollment, whichever is later. In accordance with California Education Code Section 94919(d), the institution's policy is that all new and re-entry students have the right to cancel the enrollment agreement until midnight of the seventh (7) day from the scheduled start date of the first module not including holidays (but does include weekends and in-service days). In accordance with California Education Code Section 94919(b), Students shall notify the school in writing of the cancellation of their enrollment agreement ("Notice of Cancellation"). If the Notice of Cancellation is received by mail, it is effective when deposited in the mail properly addressed with postage prepaid. A student may cancel the enrollment agreement in the event the school cancels the program. All monies paid (with the exception of the registration Fee), will be returned to the student within thirty (30) days after either the school receives the applicant's Notice of Cancellation; or if the school cancels this agreement as described below.

A cancellation determination will be made by the institution for new and re-entry students on or before midnight of the fourteenth (14) consecutive calendar day from the scheduled start date of the first module (for re-entry students, it is the first module in which the student is enrolled upon returning to school), not including school-scheduled holidays and school-scheduled breaks (winter, spring, and summer breaks only) based on the following criteria:

1. Violation of the Student Code of Conduct.
2. Unable to obtain proof of high school graduation or equivalent.
3. Incomplete arrangements to fulfill financial obligations.

All new students whose Last Day of Attendance (LDA) falls on or before midnight of the fourteenth (14) consecutive calendar day from the scheduled start date of the first module, not including school-scheduled breaks (winter, spring, and summer breaks only) and any holidays published in the academic calendar in the catalog, will be assigned the status "Early Withdrawal" (EW). The determination date for "EW" will fall on the 14th absence consecutive calendar day from the student's LDA not including school-scheduled breaks (winter, spring, and summer breaks only) and any school-scheduled holidays, when the "EW" status will be automatically assigned by Electronic Student Database.

Note: Cancellations and Early Withdrawals will result in all charges being reversed with the exception of the registration fee which is non-refundable. The registration fee will be returned to all students who cancel their enrollment within three (3) business days from the date the enrollment agreement was signed at the following locations: Bakersfield, Fresno, Gardena, Riverside and Sacramento. In the event where the school cancels the program, any registration fees paid by the student will be refunded.

