



**QBICS CAREER COLLEGE**  
**1125 E. 17<sup>TH</sup> STREET SUITE E210 | (714) 550-1052**  
**WWW.QBICS.US**

**SCHOOL PERFORMANCE FACT SHEET**  
**CALENDAR YEAR 2017 & 2018**

**Program Name – Medical Assistant (18 weeks)**

**On-Time Completion Rate (Graduation Rates)**

*Includes data for the two calendar years prior to reporting*

Calendar Year	Number of Students Who began the program	Students Available for Graduation	Number of On-Time Graduates	On-Time Completion Rate
2017	13	13	3	23%
2018	25	25	13	52%

Student Initials: \_\_\_\_\_ Date: \_\_\_\_\_

Initial Only after you have had sufficient time to read and understand the information.

**Students Completing within 150% of the Published Program Length (Graduation Rates)**

Calendar Year	Number of Students Who began the Program	Students Available for Graduation	Number of On-Time Graduates	On-Time Completion Rate
2015	5	5	5	100%
2016	6	5	4	80%
2017	13	13	12	92%
2018	25	25	20	80%

\*\*Included if the program is more than one year in length.

Student Initials: \_\_\_\_\_ Date: \_\_\_\_\_

Initial Only after you have had sufficient time to read and understand the information.



**QBICS CAREER COLLEGE**  
**1125 E. 17<sup>TH</sup> STREET SUITE E210 | (714) 550-1052**  
**WWW.QBICS.US**

**Job Placement Rates (includes data for the two calendar years prior to reporting)**

Calendar Year	Number of Students Who began the program	Number of Graduates	Graduates Available for Employment	Graduates Employed in the Field	Placement Rate % Employed in the Field
2017	13	12	9	7	77.77%
2018	25	20	19	15	78.94%

You may obtain from the institution a list of the employment positions determined to be in the field for which a student received education and training. (please email: [admissions@qbics.us](mailto:admissions@qbics.us) for a copy).

**Gainfully Employed Categories (includes data for the two calendar years prior to reporting)**

**Part Time vs. Full-Time Employment**

Calendar Year	Graduates Employed in the Field 20-29 hours per week	Graduate employed in the Field at least 30 hours per week	Total Graduates Employed in the field.
2017	0	7	7
2018	4	11	15

**Single position vs. concurrent aggregated position**

Calendar Year	Graduates Employed in the Field in a Single Position	Graduates Employed in the Field in Concurrent Aggregated Positions	Total Graduates Employed in the field
2017	7	0	7
2018	15	0	15



**Self-Employed / Freelance Positions**

Calendar Year	Graduates Employed who are self-employed or working freelance	Total Graduates Employed in the field.
2017	0	7
2018	0	15

**Institutional Employment**

Calendar Year	Graduates Employed in the Field who are Employed by the Institution, an Employer owned by the Institution, or an Employer who shares ownership with the Institution	Total Graduates Employed in the field.
2017	0	7
2018	1	15

**Student Initials:** \_\_\_\_\_ **Date:** \_\_\_\_\_

**Initial Only after you have had sufficient time to read and understand the information.**

**If the majority of graduates from this program obtain jobs in self-employment or freelance work add:**

This program may result in freelance or self-employment

- The work available to graduates of this program is usually for freelance or self-employment.
- This type of work may not be consistent.
- The period of employment can range from one day to weeks to several months.
- Hours worked in a day or week may be more or less than the traditional 8-hour work day or 40 hour work week.
- You can expect to spend unpaid time expanding your networks, advertising, promoting your services, or honing your skills.
- Once graduates begin to work freelance or are self-employed, they will be asked to provide documentation that they are employed as such so that they may be counted as placed for our job placement records.
- Students initialing this disclosure understand that either a majority or all of this school's graduates are employed in this manner and understand what comprises this work style.

**Student Initials:** \_\_\_\_\_ **Date:** \_\_\_\_\_

**Initial Only after you have had sufficient time to read and understand the information.**



**QBICS CAREER COLLEGE**  
**1125 E. 17<sup>TH</sup> STREET SUITE E210 | (714) 550-1052**  
**WWW.QBICS.US**

**Licensing Examination Passage Rates (includes data for the two calendar years prior to reporting)**

<b>Calendar Year</b>	<b>Number of Graduates in Calendar Year</b>	<b>Number of Graduates Taking Exam</b>	<b>Number Who passed first available exam</b>	<b>Number who failed first available Exam</b>	<b>Passage Rate</b>
2017	0	0	0	0	0%
2018	0	0	0	0	0%

Licensure examination passage data is not available from the state agency administering the examination. We are unable to collect data from 0 graduates.

**Student Initials:** \_\_\_\_\_ **Date:** \_\_\_\_\_

**Initial Only after you have had sufficient time to read and understand the information.**



**QBICS CAREER COLLEGE**  
**1125 E. 17<sup>TH</sup> STREET SUITE E210 | (714) 550-1052**  
**WWW.QBICS.US**

**Salary and Wage Information (includes data for the two calendar years prior to reporting).**

**Annual salary wages reported for graduates employed in the field.**

Calendar Year	Graduates Available for Employment	Graduates Employed in Field	\$15,001 – 20,000	\$20,001 – 25,000	\$30,001 – 30,000	\$30,001 – 35,000	\$35,001 – 40,000	No Salary Information Reported
2017	9	7	7	0	0	0	0	2
2018	25	15	11	2	0	0	0	2

A list of sources used to substantiate salary disclosures is available from the school (please email: [admissions@qbics.us](mailto:admissions@qbics.us) to obtain a copy).

**Cost of Educational Program**

Total charges for the program for students completing on-time in 2017 and 2018: **\$9,650.00**  
 Additional charges may be incurred if the program is not completed on-time.

**Student Initials:** \_\_\_\_\_ **Date:** \_\_\_\_\_

**Initial Only after you have had sufficient time to read and understand the information.**

**Federal Student Loan Debt**

**“This Institution does not participate in federal student loan program.”**

Most recent three-year cohort default rate, as reported by the United States Department of Education 1	The percentage of enrolled students in 2014 receiving federal student loans to pay for this program.	The average amount of federal student loan debt of 2014 graduates who took out federal student loans at this Institution	The percentage of graduates in 2014 who took out federal student loans to pay for this program.
N/A	N/A	N/A	N/A

**Student Initials:** \_\_\_\_\_ **Date:** \_\_\_\_\_

**Initial Only after you have had sufficient time to read and understand the information.**



**QBICS CAREER COLLEGE**  
**1125 E. 17<sup>TH</sup> STREET SUITE E210 | (714) 550-1052**  
**WWW.QBICS.US**

Students at **QBICS Career College** are not eligible for federal student loans. This institution does not meet the U.S. Department of Education criteria that would allow its students to participate in federal student aid programs.

**Student Initials:** \_\_\_\_\_ **Date:** \_\_\_\_\_

**Initial Only after you have had sufficient time to read and understand the information.**

This fact sheet is filed with the Bureau for Private Postsecondary Education. Regardless of any information you have relating to completion rates, placement rates, starting salaries, or license exam passage rates, this fact sheet contains the information as calculated pursuant to state law.

Any questions a student may have regarding this fact sheet that have not been satisfactorily answered by the institution may be directed to the Bureau for Private Postsecondary Education at 2535 Capitol Oaks Drive, Suite 400, Sacramento, Ca. 95833, [www.bppe.ca.gov](http://www.bppe.ca.gov), toll-free telephone number (888) 370-7589 or by fax (916) 263-1897

\_\_\_\_\_  
Student Name – Print

\_\_\_\_\_  
Student Signature

\_\_\_\_\_  
Date

\_\_\_\_\_  
School Official

\_\_\_\_\_  
Date



**QBICS CAREER COLLEGE**  
**1125 E. 17<sup>TH</sup> STREET SUITE E210 | (714) 550-1052**  
**WWW.QBICS.US**

**DEFINITIONS**

- “Number of Students Who Began the Program” means the number of students who began a program who were scheduled to complete the program within 100% of the published program length within the reporting calendar year and excludes all students who cancelled during the cancellation period.
- “Students Available for Graduation” is the number of students who began the program minus the number of students who have died, been incarcerated, or been called to active military duty.
- “Number of On-time Graduates” is the number of students who completed the program within 100% of the published program length within the reporting calendar year.
- “On-time Completion Rate” is the number of on-time graduates divided by the number of students available for graduation.
- “150% Graduates” is the number of students who completed the program within 150% of the program length (includes on-time graduates).
- “150% Completion Rate” is the number of students who completed the program in the reported calendar year within 150% of the published program length, including on-time graduates, divided by the number of students available for graduation.
- “Graduates Available for Employment” means the number of graduates minus the number of graduates unavailable for employment.
- “Graduates Unavailable for Employment” means the graduates who, after graduation, die, become incarcerated, are called to active military duty, are international students that leave the United States or do not have a visa allowing employment in the United States, or are continuing their education in an accredited or bureau-approved postsecondary institution.
- “Graduates Employed in the Field” means graduates who beginning within six months after a student completes the applicable educational program are gainfully employed, whose employment has been reported, and for whom the institution has documented verification of employment. For occupations for which the state requires passing an examination, the six months’ period begins after the announcement of the examination results for the first examination available after a student completes an applicable educational program.
- “Placement Rate Employed in the Field” is calculated by dividing the number of graduates gainfully employed in the field by the number of graduates available for employment.
- “Number of Graduates Taking Exam” is the number of graduates who took the first available exam in the reported calendar year.



**QBICS CAREER COLLEGE**  
**1125 E. 17<sup>TH</sup> STREET SUITE E210 | (714) 550-1052**  
**WWW.QBICS.US**

- “First available Exam Date” is the date for the first available exam after a student completed a program.
- “Passage Rate” is calculated by dividing the number of graduates who passed the exam by the number of graduates who took the reported licensing exam.
- “Number who passed first available Exam” is the number of graduates who took and passed the first available licensing exam after completing the program.
- “Salary” is as reported by graduate or graduate’s employer.
- “No Salary Information Reported” is the number of graduates for whom, after making reasonable attempts, the school was not able to obtain salary information.





**QBICS CAREER COLLEGE**  
**1125 E. 17<sup>TH</sup> STREET SUITE E210 | (714) 550-1052**  
**WWW.QBICS.US**

### **STUDENT'S RIGHT TO CANCEL**

“The student has the right to cancel and obtain a refund of charges paid through attendance at the first-class session or the seventh day after enrollment whichever is later.”

“If you cancel, any payment you have made, and any negotiable instrument signed by you shall be returned to you within 45 days following the school’s receipt of your cancellation notice.”

“But if QBICS Career College gives you any equipment, you must return the equipment within 30 days of the date you signed a cancellation notice. If you do not return the equipment within this 30-day period, the school may keep an amount out of what you paid that equals the cost of the equipment. The total amount charged for each item of equipment shall be separately stated. “The amount charged for each item of equipment shall not exceed the equipment’s fair market value. The institution shall have the burden of proof to establish the equipment’s fair market value. The school is required to refund any amount over that as provided above, and you may keep the equipment.” To cancel the contract for school, mail or deliver a signed and dated copy of this cancellation notice, or any other written notice.



**QBICS CAREER COLLEGE**  
**1125 E. 17<sup>TH</sup> STREET SUITE E210 | (714) 550-1052**  
**WWW.QBICS.US**

**SCHOOL PERFORMANCE FACT SHEET**  
**CALENDAR YEAR 2017 & 2018**

**Program Name – Nurse Technician (18 weeks)**

**On-Time Completion Rate (Graduation Rates)**

*Includes data for the two calendar years prior to reporting*

Calendar Year	Number of Students Who began the program	Students Available for Graduation	Number of On-Time Graduates	On-Time Completion Rate
2017	11	11	5	45%
2018	15	15	14	93%

Student Initials: \_\_\_\_\_ Date: \_\_\_\_\_

Initial Only after you have had sufficient time to read and understand the information.

**Students Completing within 150% of the Published Program Length (Graduation Rates)**

Calendar Year	Number of Students Who began the Program	Students Available for Graduation	Number of On-Time Graduates	On-Time Completion Rate
2015	38	37	37	97%
2016	18	18	16	89%
2017	11	11	8	72%
2018	15	15	15	100%

\*\*Included if the program is more than one year in length.

Student Initials: \_\_\_\_\_ Date: \_\_\_\_\_

Initial Only after you have had sufficient time to read and understand the information.



**QBICS CAREER COLLEGE**  
**1125 E. 17<sup>TH</sup> STREET SUITE E210 | (714) 550-1052**  
**WWW.QBICS.US**

**Job Placement Rates (includes data for the two calendar years prior to reporting)**

Calendar Year	Number of Students Who began the program	Number of Graduates	Graduates Available for Employment	Graduates Employed in the Field	Placement Rate % Employed in the Field
2017	11	8	8	6	75.00%
2018	15	15	14	10	71.42%

You may obtain from the institution a list of the employment positions determined to be in the field for which a student received education and training. (please email: [admissions@qbics.us](mailto:admissions@qbics.us) for a copy).

**Gainfully Employed Categories (includes data for the two calendar years prior to reporting)**

**Part Time vs. Full-Time Employment**

Calendar Year	Graduates Employed in the Field 20-29 hours per week	Graduate employed in the Field at least 30 hours per week	Total Graduates Employed in the field.
2017	2	4	6
2018	1	9	10

**Single position vs. concurrent aggregated position**

Calendar Year	Graduates Employed in the Field in a Single Position	Graduates Employed in the Field in Concurrent Aggregated Positions	Total Graduates Employed in the field
2017	6	0	6
2018	10	0	10



**Self-Employed / Freelance Positions**

Calendar Year	Graduates Employed who are self-employed or working freelance	Total Graduates Employed in the field.
2017	0	6
2018	0	10

**Institutional Employment**

Calendar Year	Graduates Employed in the Field who are Employed by the Institution, an Employer owned by the Institution, or an Employer who shares ownership with the Institution	Total Graduates Employed in the field.
2017	1	6
2018	1	10

**Student Initials:** \_\_\_\_\_ **Date:** \_\_\_\_\_

**Initial Only after you have had sufficient time to read and understand the information.**

[If the majority of graduates from this program obtain jobs in self-employment or freelance work add:](#)

This program may result in freelance or self-employment

- The work available to graduates of this program is usually for freelance or self-employment.
- This type of work may not be consistent.
- The period of employment can range from one day to weeks to several months.
- Hours worked in a day or week may be more or less than the traditional 8-hour work day or 40 hour work week.
- You can expect to spend unpaid time expanding your networks, advertising, promoting your services, or honing your skills.
- Once graduates begin to work freelance or are self-employed, they will be asked to provide documentation that they are employed as such so that they may be counted as placed for our job placement records.
- Students initialing this disclosure understand that either a majority or all of this school's graduates are employed in this manner and understand what comprises this work style.

**Student Initials:** \_\_\_\_\_ **Date:** \_\_\_\_\_

**Initial Only after you have had sufficient time to read and understand the information.**



**QBICS CAREER COLLEGE**  
**1125 E. 17<sup>TH</sup> STREET SUITE E210 | (714) 550-1052**  
**WWW.QBICS.US**

**Licensing Examination Passage Rates (includes data for the two calendar years prior to reporting)**

<b>Calendar Year</b>	<b>Number of Graduates in Calendar Year</b>	<b>Number of Graduates Taking Exam</b>	<b>Number Who passed first available exam</b>	<b>Number who failed first available Exam</b>	<b>Passage Rate</b>
2017	8	7	6	1	85.71%
2018	15	14	12	2	85.71%

Licensure examination passage data is not available from the state agency administering the examination. We are unable to collect data from 0 graduates.

**Student Initials:** \_\_\_\_\_ **Date:** \_\_\_\_\_

**Initial Only after you have had sufficient time to read and understand the information.**



**QBICS CAREER COLLEGE**  
**1125 E. 17<sup>TH</sup> STREET SUITE E210 | (714) 550-1052**  
**WWW.QBICS.US**

**Salary and Wage Information (includes data for the two calendar years prior to reporting).**

**Annual salary wages reported for graduates employed in the field.**

Calendar Year	Graduates Available for Employment	Graduates Employed in Field	\$15,001 – 20,000	\$20,001 – 25,000	\$25,001 – 30,000	\$30,001 – 35,000	\$35,001 – 40,000	No Salary Information Reported
2017	8	6	6	0	0	0	0	2
2018	14	10	5	2	1	0	0	2

A list of sources used to substantiate salary disclosures is available from the school (please email: [admissions@qbics.us](mailto:admissions@qbics.us) to obtain a copy).

**Cost of Educational Program**

Total charges for the program for students completing on-time in 2017 and 2018: **\$8,700.00**  
 Additional charges may be incurred if the program is not completed on-time.

**Student Initials:** \_\_\_\_\_ **Date:** \_\_\_\_\_

**Initial Only after you have had sufficient time to read and understand the information.**

**Federal Student Loan Debt**

**“This Institution does not participate in federal student loan program.”**

Most recent three-year cohort default rate, as reported by the United States Department of Education 1	The percentage of enrolled students in 2014 receiving federal student loans to pay for this program.	The average amount of federal student loan debt of 2014 graduates who took out federal student loans at this Institution	The percentage of graduates in 2014 who took out federal student loans to pay for this program.
N/A	N/A	N/A	N/A

**Student Initials:** \_\_\_\_\_ **Date:** \_\_\_\_\_

**Initial Only after you have had sufficient time to read and understand the information.**



**QBICS CAREER COLLEGE**  
**1125 E. 17<sup>TH</sup> STREET SUITE E210 | (714) 550-1052**  
**WWW.QBICS.US**

Students at **QBICS Career College** are not eligible for federal student loans. This institution does not meet the U.S. Department of Education criteria that would allow its students to participate in federal student aid programs.

**Student Initials:** \_\_\_\_\_ **Date:** \_\_\_\_\_

**Initial Only after you have had sufficient time to read and understand the information.**

This fact sheet is filed with the Bureau for Private Postsecondary Education. Regardless of any information you have relating to completion rates, placement rates, starting salaries, or license exam passage rates, this fact sheet contains the information as calculated pursuant to state law.

Any questions a student may have regarding this fact sheet that have not been satisfactorily answered by the institution may be directed to the Bureau for Private Postsecondary Education at 2535 Capitol Oaks Drive, Suite 400, Sacramento, Ca. 95833, [www.bppe.ca.gov](http://www.bppe.ca.gov), toll-free telephone number (888) 370-7589 or by fax (916) 263-1897

\_\_\_\_\_  
Student Name – Print

\_\_\_\_\_  
Student Signature

\_\_\_\_\_  
Date

\_\_\_\_\_  
School Official

\_\_\_\_\_  
Date



**QBICS CAREER COLLEGE**  
**1125 E. 17<sup>TH</sup> STREET SUITE E210 | (714) 550-1052**  
**WWW.QBICS.US**

**DEFINITIONS**

- “Number of Students Who Began the Program” means the number of students who began a program who were scheduled to complete the program within 100% of the published program length within the reporting calendar year and excludes all students who cancelled during the cancellation period.
- “Students Available for Graduation” is the number of students who began the program minus the number of students who have died, been incarcerated, or been called to active military duty.
- “Number of On-time Graduates” is the number of students who completed the program within 100% of the published program length within the reporting calendar year.
- “On-time Completion Rate” is the number of on-time graduates divided by the number of students available for graduation.
- “150% Graduates” is the number of students who completed the program within 150% of the program length (includes on-time graduates).
- “150% Completion Rate” is the number of students who completed the program in the reported calendar year within 150% of the published program length, including on-time graduates, divided by the number of students available for graduation.
- “Graduates Available for Employment” means the number of graduates minus the number of graduates unavailable for employment.
- “Graduates Unavailable for Employment” means the graduates who, after graduation, die, become incarcerated, are called to active military duty, are international students that leave the United States or do not have a visa allowing employment in the United States, or are continuing their education in an accredited or bureau-approved postsecondary institution.
- “Graduates Employed in the Field” means graduates who beginning within six months after a student completes the applicable educational program are gainfully employed, whose employment has been reported, and for whom the institution has documented verification of employment. For occupations for which the state requires passing an examination, the six months’ period begins after the announcement of the examination results for the first examination available after a student completes an applicable educational program.
- “Placement Rate Employed in the Field” is calculated by dividing the number of graduates gainfully employed in the field by the number of graduates available for employment.
- “Number of Graduates Taking Exam” is the number of graduates who took the first available exam in the reported calendar year.





**QBICS CAREER COLLEGE**  
**1125 E. 17<sup>TH</sup> STREET SUITE E210 | (714) 550-1052**  
**WWW.QBICS.US**

- “First available Exam Date” is the date for the first available exam after a student completed a program.
- “Passage Rate” is calculated by dividing the number of graduates who passed the exam by the number of graduates who took the reported licensing exam.
- “Number who passed first available Exam” is the number of graduates who took and passed the first available licensing exam after completing the program.
- “Salary” is as reported by graduate or graduate’s employer.
- “No Salary Information Reported” is the number of graduates for whom, after making reasonable attempts, the school was not able to obtain salary information.



**QBICS CAREER COLLEGE**  
**1125 E. 17<sup>TH</sup> STREET SUITE E210 | (714) 550-1052**  
**WWW.QBICS.US**

### **STUDENT'S RIGHT TO CANCEL**

“The student has the right to cancel and obtain a refund of charges paid through attendance at the first-class session or the seventh day after enrollment whichever is later.”

“If you cancel, any payment you have made, and any negotiable instrument signed by you shall be returned to you within 45 days following the school’s receipt of your cancellation notice.”

“But if QBICS Career College gives you any equipment, you must return the equipment within 30 days of the date you signed a cancellation notice. If you do not return the equipment within this 30-day period, the school may keep an amount out of what you paid that equals the cost of the equipment. The total amount charged for each item of equipment shall be separately stated. “The amount charged for each item of equipment shall not exceed the equipment’s fair market value. The institution shall have the burden of proof to establish the equipment’s fair market value. The school is required to refund any amount over that as provided above, and you may keep the equipment.” To cancel the contract for school, mail or deliver a signed and dated copy of this cancellation notice, or any other written notice.



**QBICS CAREER COLLEGE**  
**1125 E. 17<sup>TH</sup> STREET SUITE E210 | (714) 550-1052**  
**WWW.QBICS.US**

**SCHOOL PERFORMANCE FACT SHEET**  
**CALENDAR YEAR 2017 & 2018**

**Program Name – Nurse Assistant (5 weeks)**

**On-Time Completion Rate (Graduation Rates)**

*Includes data for the two calendar years prior to reporting*

Calendar Year	Number of Students Who began the program	Students Available for Graduation	Number of On-Time Graduates	On-Time Completion Rate
2017	56	56	46	82.14%
2018	39	39	21	53.84%

Student Initials: \_\_\_\_\_ Date: \_\_\_\_\_

Initial Only after you have had sufficient time to read and understand the information.

**Students Completing within 150% of the Published Program Length (Graduation Rates)**

Calendar Year	Number of Students Who began the Program	Students Available for Graduation	Number of On-Time Graduates	On-Time Completion Rate
2015	38	38	14	38%
2016	41	41	9	21%
2017	56	56	54	96%
2018	39	39	36	92%

\*\*Included if the program is more than one year in length.

Student Initials: \_\_\_\_\_ Date: \_\_\_\_\_

Initial Only after you have had sufficient time to read and understand the information.



**QBICS CAREER COLLEGE**  
**1125 E. 17<sup>TH</sup> STREET SUITE E210 | (714) 550-1052**  
**WWW.QBICS.US**

**Job Placement Rates (includes data for the two calendar years prior to reporting)**

Calendar Year	Number of Students Who began the program	Number of Graduates	Graduates Available for Employment	Graduates Employed in the Field	Placement Rate % Employed in the Field
2017	56	54	51	37	72.50%
2018	39	37	28	20	71.42%

You may obtain from the institution a list of the employment positions determined to be in the field for which a student received education and training. (please email: [admissions@qbics.us](mailto:admissions@qbics.us) for a copy).

**Gainfully Employed Categories (includes data for the two calendar years prior to reporting)**

**Part Time vs. Full-Time Employment**

Calendar Year	Graduates Employed in the Field 20-29 hours per week	Graduate employed in the Field at least 30 hours per week	Total Graduates Employed in the field.
2017	18	15	37
2018	4	9	20

**Single position vs. concurrent aggregated position**

Calendar Year	Graduates Employed in the Field in a Single Position	Graduates Employed in the Field in Concurrent Aggregated Positions	Total Graduates Employed in the field
2017	37	0	37
2018	13	0	20



**Self-Employed / Freelance Positions**

Calendar Year	Graduates Employed who are self-employed or working freelance	Total Graduates Employed in the field.
2017	1	37
2018	1	20

**Institutional Employment**

Calendar Year	Graduates Employed in the Field who are Employed by the Institution, an Employer owned by the Institution, or an Employer who shares ownership with the Institution	Total Graduates Employed in the field.
2017	0	37
2018	0	20

**Student Initials:** \_\_\_\_\_ **Date:** \_\_\_\_\_

**Initial Only after you have had sufficient time to read and understand the information.**

[If the majority of graduates from this program obtain jobs in self-employment or freelance work add:](#)

This program may result in freelance or self-employment

- The work available to graduates of this program is usually for freelance or self-employment.
- This type of work may not be consistent.
- The period of employment can range from one day to weeks to several months.
- Hours worked in a day or week may be more or less than the traditional 8-hour work day or 40 hour work week.
- You can expect to spend unpaid time expanding your networks, advertising, promoting your services, or honing your skills.
- Once graduates begin to work freelance or are self-employed, they will be asked to provide documentation that they are employed as such so that they may be counted as placed for our job placement records.
- Students initialing this disclosure understand that either a majority or all of this school's graduates are employed in this manner and understand what comprises this work style.

**Student Initials:** \_\_\_\_\_ **Date:** \_\_\_\_\_

**Initial Only after you have had sufficient time to read and understand the information.**



**QBICS CAREER COLLEGE**  
**1125 E. 17<sup>TH</sup> STREET SUITE E210 | (714) 550-1052**  
**WWW.QBICS.US**

**Licensing Examination Passage Rates (includes data for the two calendar years prior to reporting)**

<b>Calendar Year</b>	<b>Number of Graduates in Calendar Year</b>	<b>Number of Graduates Taking Exam</b>	<b>Number Who passed first available exam</b>	<b>Number who failed first available Exam</b>	<b>Passage Rate</b>
2017	54	49	46	3	93.87%
2018	37	37	34	3	91.89%

Licensure examination passage data is not available from the state agency administering the examination. We are unable to collect data from 0 graduates.

**Student Initials:** \_\_\_\_\_ **Date:** \_\_\_\_\_

**Initial Only after you have had sufficient time to read and understand the information.**



**QBICS CAREER COLLEGE**  
**1125 E. 17<sup>TH</sup> STREET SUITE E210 | (714) 550-1052**  
**WWW.QBICS.US**

**Salary and Wage Information (includes data for the two calendar years prior to reporting).**

Annual salary wages reported for graduates employed in the field.

Calendar Year	Graduates Available for Employment	Graduates Employed in Field	\$15,001 - 20,000	\$20,001 - 25,000	\$25,001 - 30,000	\$30,001 - 35,000	\$35,001 - 40,000	No Salary Information Reported
2017	51	37	24	2	0	0	0	11
2018	28	20	6	10	0	0	0	4

A list of sources used to substantiate salary disclosures is available from the school (please email: [admissions@qbics.us](mailto:admissions@qbics.us) to obtain a copy).

**Cost of Educational Program**

Total charges for the program for students completing on-time in 2017 and 2018: **\$5,000.00**  
 Additional charges may be incurred if the program is not completed on-time.

**Student Initials:** \_\_\_\_\_ **Date:** \_\_\_\_\_

**Initial Only after you have had sufficient time to read and understand the information.**

**Federal Student Loan Debt**

**“This Institution does not participate in federal student loan program.”**

Most recent three-year cohort default rate, as reported by the United States Department of Education 1	The percentage of enrolled students in 2014 receiving federal student loans to pay for this program.	The average amount of federal student loan debt of 2014 graduates who took out federal student loans at this Institution	The percentage of graduates in 2014 who took out federal student loans to pay for this program.
N/A	N/A	N/A	N/A

**Student Initials:** \_\_\_\_\_ **Date:** \_\_\_\_\_

**Initial Only after you have had sufficient time to read and understand the information.**



**QBICS CAREER COLLEGE**  
**1125 E. 17<sup>TH</sup> STREET SUITE E210 | (714) 550-1052**  
**WWW.QBICS.US**

Students at **QBICS Career College** are not eligible for federal student loans. This institution does not meet the U.S. Department of Education criteria that would allow its students to participate in federal student aid programs.

**Student Initials:** \_\_\_\_\_ **Date:** \_\_\_\_\_

**Initial Only after you have had sufficient time to read and understand the information.**

This fact sheet is filed with the Bureau for Private Postsecondary Education. Regardless of any information you have relating to completion rates, placement rates, starting salaries, or license exam passage rates, this fact sheet contains the information as calculated pursuant to state law.

Any questions a student may have regarding this fact sheet that have not been satisfactorily answered by the institution may be directed to the Bureau for Private Postsecondary Education at 2535 Capitol Oaks Drive, Suite 400, Sacramento, Ca. 95833, [www.bppe.ca.gov](http://www.bppe.ca.gov), toll-free telephone number (888) 370-7589 or by fax (916) 263-1897

\_\_\_\_\_  
Student Name – Print

\_\_\_\_\_  
Student Signature

\_\_\_\_\_  
Date

\_\_\_\_\_  
School Official

\_\_\_\_\_  
Date





**QBICS CAREER COLLEGE**  
**1125 E. 17<sup>TH</sup> STREET SUITE E210 | (714) 550-1052**  
**WWW.QBICS.US**

**DEFINITIONS**

- “Number of Students Who Began the Program” means the number of students who began a program who were scheduled to complete the program within 100% of the published program length within the reporting calendar year and excludes all students who cancelled during the cancellation period.
- “Students Available for Graduation” is the number of students who began the program minus the number of students who have died, been incarcerated, or been called to active military duty.
- “Number of On-time Graduates” is the number of students who completed the program within 100% of the published program length within the reporting calendar year.
- “On-time Completion Rate” is the number of on-time graduates divided by the number of students available for graduation.
- “150% Graduates” is the number of students who completed the program within 150% of the program length (includes on-time graduates).
- “150% Completion Rate” is the number of students who completed the program in the reported calendar year within 150% of the published program length, including on-time graduates, divided by the number of students available for graduation.
- “Graduates Available for Employment” means the number of graduates minus the number of graduates unavailable for employment.
- “Graduates Unavailable for Employment” means the graduates who, after graduation, die, become incarcerated, are called to active military duty, are international students that leave the United States or do not have a visa allowing employment in the United States, or are continuing their education in an accredited or bureau-approved postsecondary institution.
- “Graduates Employed in the Field” means graduates who beginning within six months after a student completes the applicable educational program are gainfully employed, whose employment has been reported, and for whom the institution has documented verification of employment. For occupations for which the state requires passing an examination, the six months’ period begins after the announcement of the examination results for the first examination available after a student completes an applicable educational program.
- “Placement Rate Employed in the Field” is calculated by dividing the number of graduates gainfully employed in the field by the number of graduates available for employment.
- “Number of Graduates Taking Exam” is the number of graduates who took the first available exam in the reported calendar year.



**QBICS CAREER COLLEGE**  
**1125 E. 17<sup>TH</sup> STREET SUITE E210 | (714) 550-1052**  
**WWW.QBICS.US**

- “First available Exam Date” is the date for the first available exam after a student completed a program.
- “Passage Rate” is calculated by dividing the number of graduates who passed the exam by the number of graduates who took the reported licensing exam.
- “Number who passed first available Exam” is the number of graduates who took and passed the first available licensing exam after completing the program.
- “Salary” is as reported by graduate or graduate’s employer.
- “No Salary Information Reported” is the number of graduates for whom, after making reasonable attempts, the school was not able to obtain salary information.



**QBICS CAREER COLLEGE**  
**1125 E. 17<sup>TH</sup> STREET SUITE E210 | (714) 550-1052**  
**WWW.QBICS.US**

### **STUDENT'S RIGHT TO CANCEL**

“The student has the right to cancel and obtain a refund of charges paid through attendance at the first-class session or the seventh day after enrollment whichever is later.”

“If you cancel, any payment you have made, and any negotiable instrument signed by you shall be returned to you within 45 days following the school’s receipt of your cancellation notice.”

“But if QBICS Career College gives you any equipment, you must return the equipment within 30 days of the date you signed a cancellation notice. If you do not return the equipment within this 30-day period, the school may keep an amount out of what you paid that equals the cost of the equipment. The total amount charged for each item of equipment shall be separately stated. “The amount charged for each item of equipment shall not exceed the equipment’s fair market value. The institution shall have the burden of proof to establish the equipment’s fair market value. The school is required to refund any amount over that as provided above, and you may keep the equipment.” To cancel the contract for school, mail or deliver a signed and dated copy of this cancellation notice, or any other written notice.



**QBICS CAREER COLLEGE**  
**1125 E. 17<sup>TH</sup> STREET SUITE E210 | (714) 550-1052**  
**WWW.QBICS.US**

**SCHOOL PERFORMANCE FACT SHEET**  
**CALENDAR YEAR 2017 & 2018**

**Program Name – Phlebotomy (5 weeks)**

**On-Time Completion Rate (Graduation Rates)**

*Includes data for the two calendar years prior to reporting*

Calendar Year	Number of Students Who began the program	Students Available for Graduation	Number of On-Time Graduates	On-Time Completion Rate
2017	2	2	2	100%
2018	4	4	4	100%

Student Initials: \_\_\_\_\_ Date: \_\_\_\_\_

Initial Only after you have had sufficient time to read and understand the information.

**Students Completing within 150% of the Published Program Length (Graduation Rates)**

Calendar Year	Number of Students Who began the Program	Students Available for Graduation	Number of On-Time Graduates	On-Time Completion Rate
2015	14	14	14	100%
2016	11	11	11	100%
2017	2	2	2	100%
2018	4	4	4	100%

\*\*Included if the program is more than one year in length.

Student Initials: \_\_\_\_\_ Date: \_\_\_\_\_

Initial Only after you have had sufficient time to read and understand the information.



**QBICS CAREER COLLEGE**  
**1125 E. 17<sup>TH</sup> STREET SUITE E210 | (714) 550-1052**  
**WWW.QBICS.US**

**Job Placement Rates (includes data for the two calendar years prior to reporting)**

Calendar Year	Number of Students Who began the program	Number of Graduates	Graduates Available for Employment	Graduates Employed in the Field	Placement Rate % Employed in the Field
2017	2	2	0	0	0%
2018	4	4	4	3	75%

You may obtain from the institution a list of the employment positions determined to be in the field for which a student received education and training. (please email: [admissions@qbics.us](mailto:admissions@qbics.us) for a copy).

**Gainfully Employed Categories (includes data for the two calendar years prior to reporting)**

**Part Time vs. Full-Time Employment**

Calendar Year	Graduates Employed in the Field 20-29 hours per week	Graduate employed in the Field at least 30 hours per week	Total Graduates Employed in the field.
2017	0	0	0
2018	2	1	3

**Single position vs. concurrent aggregated position**

Calendar Year	Graduates Employed in the Field in a Single Position	Graduates Employed in the Field in Concurrent Aggregated Positions	Total Graduates Employed in the Field
2017	0	0	0
2018	3	0	3



**Self-Employed / Freelance Positions**

Calendar Year	Graduates Employed who are self-employed or working freelance	Total Graduates Employed in the field.
2017	0	0
2018	0	3

**Institutional Employment**

Calendar Year	Graduates Employed in the Field who are Employed by the Institution, an Employer owned by the Institution, or an Employer who shares ownership with the Institution	Total Graduates Employed in the field.
2017	0	0
2018	0	3

**Student Initials:** \_\_\_\_\_ **Date:** \_\_\_\_\_

**Initial Only after you have had sufficient time to read and understand the information.**

**If the majority of graduates from this program obtain jobs in self-employment or freelance work add:**

This program may result in freelance or self-employment

- The work available to graduates of this program is usually for freelance or self-employment.
- This type of work may not be consistent.
- The period of employment can range from one day to weeks to several months.
- Hours worked in a day or week may be more or less than the traditional 8-hour work day or 40 hour work week.
- You can expect to spend unpaid time expanding your networks, advertising, promoting your services, or honing your skills.
- Once graduates begin to work freelance or are self-employed, they will be asked to provide documentation that they are employed as such so that they may be counted as placed for our job placement records.
- Students initialing this disclosure understand that either a majority or all of this school's graduates are employed in this manner and understand what comprises this work style.

**Student Initials:** \_\_\_\_\_ **Date:** \_\_\_\_\_

**Initial Only after you have had sufficient time to read and understand the information.**



**QBICS CAREER COLLEGE**  
**1125 E. 17<sup>TH</sup> STREET SUITE E210 | (714) 550-1052**  
**WWW.QBICS.US**

**Licensing Examination Passage Rates (includes data for the two calendar years prior to reporting)**

<b>Calendar Year</b>	<b>Number of Graduates in Calendar Year</b>	<b>Number of Graduates Taking Exam</b>	<b>Number Who passed first available exam</b>	<b>Number who failed first available Exam</b>	<b>Passage Rate</b>
2017	2	2	2	0	100%
2018	4	4	4	0	100%

Licensure examination passage data is not available from the state agency administering the examination. We are unable to collect data from 0 graduates.

**Student Initials:** \_\_\_\_\_ **Date:** \_\_\_\_\_

**Initial Only after you have had sufficient time to read and understand the information.**



**QBICS CAREER COLLEGE**  
**1125 E. 17<sup>TH</sup> STREET SUITE E210 | (714) 550-1052**  
**WWW.QBICS.US**

**Salary and Wage Information (includes data for the two calendar years prior to reporting).**

**Annual salary wages reported for graduates employed in the field.**

Calendar Year	Graduates Available for Employment	Graduates Employed in Field	\$15,001 – 20,000	\$20,001 – 25,000	\$25,001 – 30,000	\$30,001 – 35,000	\$35,001 – 40,000	No Salary Information Reported
2017	2	0	0	0	0	0	0	0
2018	4	3	3	0	0	0	0	0

A list of sources used to substantiate salary disclosures is available from the school (please email: [admissions@qbics.us](mailto:admissions@qbics.us) to obtain a copy).

**Cost of Educational Program**

Total charges for the program for students completing on-time in 2017 and 2018: **\$3,500.00**  
 Additional charges may be incurred if the program is not completed on-time.

**Student Initials:** \_\_\_\_\_ **Date:** \_\_\_\_\_

**Initial Only after you have had sufficient time to read and understand the information.**

**Federal Student Loan Debt**

**“This Institution does not participate in federal student loan program.”**

Most recent three-year cohort default rate, as reported by the United States Department of Education 1	The percentage of enrolled students in 2014 receiving federal student loans to pay for this program.	The average amount of federal student loan debt of 2014 graduates who took out federal student loans at this Institution	The percentage of graduates in 2014 who took out federal student loans to pay for this program.
N/A	N/A	N/A	N/A

**Student Initials:** \_\_\_\_\_ **Date:** \_\_\_\_\_

**Initial Only after you have had sufficient time to read and understand the information.**





**QBICS CAREER COLLEGE**  
**1125 E. 17<sup>TH</sup> STREET SUITE E210 | (714) 550-1052**  
**WWW.QBICS.US**

Students at **QBICS Career College** are not eligible for federal student loans. This institution does not meet the U.S. Department of Education criteria that would allow its students to participate in federal student aid programs.

**Student Initials:** \_\_\_\_\_ **Date:** \_\_\_\_\_

**Initial Only after you have had sufficient time to read and understand the information.**

This fact sheet is filed with the Bureau for Private Postsecondary Education. Regardless of any information you have relating to completion rates, placement rates, starting salaries, or license exam passage rates, this fact sheet contains the information as calculated pursuant to state law.

Any questions a student may have regarding this fact sheet that have not been satisfactorily answered by the institution may be directed to the Bureau for Private Postsecondary Education at 2535 Capitol Oaks Drive, Suite 400, Sacramento, Ca. 95833, [www.bppe.ca.gov](http://www.bppe.ca.gov), toll-free telephone number (888) 370-7589 or by fax (916) 263-1897

\_\_\_\_\_  
Student Name – Print

\_\_\_\_\_  
Student Signature

\_\_\_\_\_  
Date

\_\_\_\_\_  
School Official

\_\_\_\_\_  
Date



**QBICS CAREER COLLEGE**  
**1125 E. 17<sup>TH</sup> STREET SUITE E210 | (714) 550-1052**  
**WWW.QBICS.US**

**DEFINITIONS**

- “Number of Students Who Began the Program” means the number of students who began a program who were scheduled to complete the program within 100% of the published program length within the reporting calendar year and excludes all students who cancelled during the cancellation period.
- “Students Available for Graduation” is the number of students who began the program minus the number of students who have died, been incarcerated, or been called to active military duty.
- “Number of On-time Graduates” is the number of students who completed the program within 100% of the published program length within the reporting calendar year.
- “On-time Completion Rate” is the number of on-time graduates divided by the number of students available for graduation.
- “150% Graduates” is the number of students who completed the program within 150% of the program length (includes on-time graduates).
- “150% Completion Rate” is the number of students who completed the program in the reported calendar year within 150% of the published program length, including on-time graduates, divided by the number of students available for graduation.
- “Graduates Available for Employment” means the number of graduates minus the number of graduates unavailable for employment.
- “Graduates Unavailable for Employment” means the graduates who, after graduation, die, become incarcerated, are called to active military duty, are international students that leave the United States or do not have a visa allowing employment in the United States, or are continuing their education in an accredited or bureau-approved postsecondary institution.
- “Graduates Employed in the Field” means graduates who beginning within six months after a student completes the applicable educational program are gainfully employed, whose employment has been reported, and for whom the institution has documented verification of employment. For occupations for which the state requires passing an examination, the six months’ period begins after the announcement of the examination results for the first examination available after a student completes an applicable educational program.
- “Placement Rate Employed in the Field” is calculated by dividing the number of graduates gainfully employed in the field by the number of graduates available for employment.
- “Number of Graduates Taking Exam” is the number of graduates who took the first available exam in the reported calendar year.



**QBICS CAREER COLLEGE**  
**1125 E. 17<sup>TH</sup> STREET SUITE E210 | (714) 550-1052**  
**WWW.QBICS.US**

- “First available Exam Date” is the date for the first available exam after a student completed a program.
- “Passage Rate” is calculated by dividing the number of graduates who passed the exam by the number of graduates who took the reported licensing exam.
- “Number who passed first available Exam” is the number of graduates who took and passed the first available licensing exam after completing the program.
- “Salary” is as reported by graduate or graduate’s employer.
- “No Salary Information Reported” is the number of graduates for whom, after making reasonable attempts, the school was not able to obtain salary information.



**QBICS CAREER COLLEGE**  
**1125 E. 17<sup>TH</sup> STREET SUITE E210 | (714) 550-1052**  
**WWW.QBICS.US**

### **STUDENT'S RIGHT TO CANCEL**

“The student has the right to cancel and obtain a refund of charges paid through attendance at the first-class session or the seventh day after enrollment whichever is later.”

“If you cancel, any payment you have made, and any negotiable instrument signed by you shall be returned to you within 45 days following the school’s receipt of your cancellation notice.”

“But if QBICS Career College gives you any equipment, you must return the equipment within 30 days of the date you signed a cancellation notice. If you do not return the equipment within this 30-day period, the school may keep an amount out of what you paid that equals the cost of the equipment. The total amount charged for each item of equipment shall be separately stated. “The amount charged for each item of equipment shall not exceed the equipment’s fair market value. The institution shall have the burden of proof to establish the equipment’s fair market value. The school is required to refund any amount over that as provided above, and you may keep the equipment.” To cancel the contract for school, mail or deliver a signed and dated copy of this cancellation notice, or any other written notice.



**QBICS CAREER COLLEGE**  
**1125 E. 17<sup>TH</sup> STREET SUITE E210 | (714) 550-1052**  
**WWW.QBICS.US**

**SCHOOL PERFORMANCE FACT SHEET**  
**CALENDAR YEAR 2017 & 2018**

**Program Name – Network Plus (18 weeks)**

**On-Time Completion Rate (Graduation Rates)**

*Includes data for the two calendar years prior to reporting*

Calendar Year	Number of Students Who began the program	Students Available for Graduation	Number of On-Time Graduates	On-Time Completion Rate
2017	0	0	0	0%
2018	0	0	0	0%

Student Initials: \_\_\_\_\_ Date: \_\_\_\_\_

Initial Only after you have had sufficient time to read and understand the information.


**Students Completing within 150% of the Published Program Length (Graduation Rates)**

Calendar Year	Number of Students Who began the Program	Students Available for Graduation	Number of On-Time Graduates	On-Time Completion Rate
2015	0	0	0	0%
2016	0	0	0	0%
2017	0	0	0	0%
2018	0	0	0	0%

\*\*Included if the program is more than one year in length.

Student Initials: \_\_\_\_\_ Date: \_\_\_\_\_

Initial Only after you have had sufficient time to read and understand the information.



**QBICS CAREER COLLEGE**  
**1125 E. 17<sup>TH</sup> STREET SUITE E210 | (714) 550-1052**  
**WWW.QBICS.US**

**Job Placement Rates (includes data for the two calendar years prior to reporting)**

Calendar Year	Number of Students Who began the program	Number of Graduates	Graduates Available for Employment	Graduates Employed in the Field	Placement Rate % Employed in the Field
2017	0	0	0	0	0%
2018	0	0	0	0	0%

You may obtain from the institution a list of the employment positions determined to be in the field for which a student received education and training. (please email: [admissions@qbics.us](mailto:admissions@qbics.us) for a copy).

**Gainfully Employed Categories (includes data for the two calendar years prior to reporting)**

**Part Time vs. Full-Time Employment**

Calendar Year	Graduates Employed in the Field 20-29 hours per week	Graduate employed in the Field at least 30 hours per week	Total Graduates Employed in the field.
2017	0	0	0
2018	0	0	0

**Single position vs. concurrent aggregated position**

Calendar Year	Graduates Employed in the Field in a Single Position	Graduates Employed in the Field in Concurrent Aggregated Positions	Total Graduates Employed in the field
2017	0	0	0
2018	0	0	0



**Self-Employed / Freelance Positions**

Calendar Year	Graduates Employed who are self-employed or working freelance	Total Graduates Employed in the field.
2017	0	0
2018	0	0

**Institutional Employment**

Calendar Year	Graduates Employed in the Field who are Employed by the Institution, an Employer owned by the Institution, or an Employer who shares ownership with the Institution	Total Graduates Employed in the field.
2017	0	0
2018	0	0

**Student Initials:** \_\_\_\_\_ **Date:** \_\_\_\_\_

**Initial Only after you have had sufficient time to read and understand the information.**


**If the majority of graduates from this program obtain jobs in self-employment or freelance work add:**

This program may result in freelance or self-employment

- The work available to graduates of this program is usually for freelance or self-employment.
- This type of work may not be consistent.
- The period of employment can range from one day to weeks to several months.
- Hours worked in a day or week may be more or less than the traditional 8-hour work day or 40 hour work week.
- You can expect to spend unpaid time expanding your networks, advertising, promoting your services, or honing your skills.
- Once graduates begin to work freelance or are self-employed, they will be asked to provide documentation that they are employed as such so that they may be counted as placed for our job placement records.
- Students initialing this disclosure understand that either a majority or all of this school's graduates are employed in this manner and understand what comprises this work style.

**Student Initials:** \_\_\_\_\_ **Date:** \_\_\_\_\_

**Initial Only after you have had sufficient time to read and understand the information.**



**QBICS CAREER COLLEGE**  
**1125 E. 17<sup>TH</sup> STREET SUITE E210 | (714) 550-1052**  
**WWW.QBICS.US**

**Licensing Examination Passage Rates (includes data for the two calendar years prior to reporting)**

<b>Calendar Year</b>	<b>Number of Graduates in Calendar Year</b>	<b>Number of Graduates Taking Exam</b>	<b>Number Who passed first available exam</b>	<b>Number who failed first available Exam</b>	<b>Passage Rate</b>
2017	0	0	0	0	0%
2018	0	0	0	0	0%

Licensure examination passage data is not available from the state agency administering the examination. We are unable to collect data from 0 graduates.

**Student Initials:** \_\_\_\_\_ **Date:** \_\_\_\_\_

**Initial Only after you have had sufficient time to read and understand the information.**





**QBICS CAREER COLLEGE**  
**1125 E. 17<sup>TH</sup> STREET SUITE E210 | (714) 550-1052**  
**WWW.QBICS.US**

**Salary and Wage Information (includes data for the two calendar years prior to reporting).**

**Annual salary wages reported for graduates employed in the field.**

Calendar Year	Graduates Available for Employment	Graduates Employed in Field	\$15,001 – 20,000	\$20,001 – 25,000	\$25,001 – 30,000	\$30,001 – 35,000	\$35,001 – 40,000	No Salary Information Reported
2017	0	0	0	0	0	0	0	0
2018	0	0	0	0	0	0	0	0

A list of sources used to substantiate salary disclosures is available from the school (please email: [admissions@qbics.us](mailto:admissions@qbics.us) to obtain a copy).

**Cost of Educational Program**

Total charges for the program for students completing on-time in 2017 and 2018: **\$8,500.00**  
 Additional charges may be incurred if the program is not completed on-time.

**Student Initials:** \_\_\_\_\_ **Date:** \_\_\_\_\_

**Initial Only after you have had sufficient time to read and understand the information.**

**Federal Student Loan Debt**

**“This Institution does not participate in federal student loan program.”**

Most recent three-year cohort default rate, as reported by the United States Department of Education 1	The percentage of enrolled students in 2014 receiving federal student loans to pay for this program.	The average amount of federal student loan debt of 2014 graduates who took out federal student loans at this Institution	The percentage of graduates in 2014 who took out federal student loans to pay for this program.
N/A	N/A	N/A	N/A

**Student Initials:** \_\_\_\_\_ **Date:** \_\_\_\_\_

**Initial Only after you have had sufficient time to read and understand the information.**



**QBICS CAREER COLLEGE**  
**1125 E. 17<sup>TH</sup> STREET SUITE E210 | (714) 550-1052**  
**WWW.QBICS.US**

Students at **QBICS Career College** are not eligible for federal student loans. This institution does not meet the U.S. Department of Education criteria that would allow its students to participate in federal student aid programs.

**Student Initials:** \_\_\_\_\_ **Date:** \_\_\_\_\_

**Initial Only after you have had sufficient time to read and understand the information.**

This fact sheet is filed with the Bureau for Private Postsecondary Education. Regardless of any information you have relating to completion rates, placement rates, starting salaries, or license exam passage rates, this fact sheet contains the information as calculated pursuant to state law.

Any questions a student may have regarding this fact sheet that have not been satisfactorily answered by the institution may be directed to the Bureau for Private Postsecondary Education at 2535 Capitol Oaks Drive, Suite 400, Sacramento, Ca. 95833, [www.bppe.ca.gov](http://www.bppe.ca.gov), toll-free telephone number (888) 370-7589 or by fax (916) 263-1897


\_\_\_\_\_  
Student Name – Print

\_\_\_\_\_  
Student Signature

\_\_\_\_\_  
Date

\_\_\_\_\_  
School Official

\_\_\_\_\_  
Date



**QBICS CAREER COLLEGE**  
**1125 E. 17<sup>TH</sup> STREET SUITE E210 | (714) 550-1052**  
**WWW.QBICS.US**

**DEFINITIONS**

- “Number of Students Who Began the Program” means the number of students who began a program who were scheduled to complete the program within 100% of the published program length within the reporting calendar year and excludes all students who cancelled during the cancellation period.
- “Students Available for Graduation” is the number of students who began the program minus the number of students who have died, been incarcerated, or been called to active military duty.
- “Number of On-time Graduates” is the number of students who completed the program within 100% of the published program length within the reporting calendar year.
- “On-time Completion Rate” is the number of on-time graduates divided by the number of students available for graduation.
- “150% Graduates” is the number of students who completed the program within 150% of the program length (includes on-time graduates).
- “150% Completion Rate” is the number of students who completed the program in the reported calendar year within 150% of the published program length, including on-time graduates, divided by the number of students available for graduation.
- “Graduates Available for Employment” means the number of graduates minus the number of graduates unavailable for employment.
- “Graduates Unavailable for Employment” means the graduates who, after graduation, die, become incarcerated, are called to active military duty, are international students that leave the United States or do not have a visa allowing employment in the United States, or are continuing their education in an accredited or bureau-approved postsecondary institution.
- “Graduates Employed in the Field” means graduates who beginning within six months after a student completes the applicable educational program are gainfully employed, whose employment has been reported, and for whom the institution has documented verification of employment. For occupations for which the state requires passing an examination, the six months’ period begins after the announcement of the examination results for the first examination available after a student completes an applicable educational program.
- “Placement Rate Employed in the Field” is calculated by dividing the number of graduates gainfully employed in the field by the number of graduates available for employment.
- “Number of Graduates Taking Exam” is the number of graduates who took the first available exam in the reported calendar year.



**QBICS CAREER COLLEGE**  
**1125 E. 17<sup>TH</sup> STREET SUITE E210 | (714) 550-1052**  
**WWW.QBICS.US**

- “First available Exam Date” is the date for the first available exam after a student completed a program.
- “Passage Rate” is calculated by dividing the number of graduates who passed the exam by the number of graduates who took the reported licensing exam.
- “Number who passed first available Exam” is the number of graduates who took and passed the first available licensing exam after completing the program.
- “Salary” is as reported by graduate or graduate’s employer.
- “No Salary Information Reported” is the number of graduates for whom, after making reasonable attempts, the school was not able to obtain salary information.



**QBICS CAREER COLLEGE**  
**1125 E. 17<sup>TH</sup> STREET SUITE E210 | (714) 550-1052**  
**WWW.QBICS.US**

### **STUDENT'S RIGHT TO CANCEL**

“The student has the right to cancel and obtain a refund of charges paid through attendance at the first-class session or the seventh day after enrollment whichever is later.”

“If you cancel, any payment you have made, and any negotiable instrument signed by you shall be returned to you within 45 days following the school’s receipt of your cancellation notice.”

“But if QBICS Career College gives you any equipment, you must return the equipment within 30 days of the date you signed a cancellation notice. If you do not return the equipment within this 30-day period, the school may keep an amount out of what you paid that equals the cost of the equipment. The total amount charged for each item of equipment shall be separately stated. “The amount charged for each item of equipment shall not exceed the equipment’s fair market value. The institution shall have the burden of proof to establish the equipment’s fair market value. The school is required to refund any amount over that as provided above, and you may keep the equipment.” To cancel the contract for school, mail or deliver a signed and dated copy of this cancellation notice, or any other written notice.



**QBICS CAREER COLLEGE**  
**1125 E. 17<sup>TH</sup> STREET SUITE E210 | (714) 550-1052**  
**WWW.QBICS.US**

**SCHOOL PERFORMANCE FACT SHEET**  
**CALENDAR YEAR 2017 & 2018**

**Program Name – Computer Electronic Technician (18 weeks)**

**On-Time Completion Rate (Graduation Rates)**

*Includes data for the two calendar years prior to reporting*

Calendar Year	Number of Students Who began the program	Students Available for Graduation	Number of On-Time Graduates	On-Time Completion Rate
2017	1	1	0	0%
2018	0	0	0	0%

Student Initials: \_\_\_\_\_ Date: \_\_\_\_\_

Initial Only after you have had sufficient time to read and understand the information.

**Students Completing within 150% of the Published Program Length (Graduation Rates)**

Calendar Year	Number of Students Who began the Program	Students Available for Graduation	Number of On-Time Graduates	On-Time Completion Rate
2015	0	0	0	0%
2016	2	2	2	100%
2017	1	1	1	100%
2018	0	0	0	0%

\*\*Included if the program is more than one year in length.

Student Initials: \_\_\_\_\_ Date: \_\_\_\_\_

Initial Only after you have had sufficient time to read and understand the information.



**QBICS CAREER COLLEGE**  
**1125 E. 17<sup>TH</sup> STREET SUITE E210 | (714) 550-1052**  
**WWW.QBICS.US**

**Job Placement Rates (includes data for the two calendar years prior to reporting)**

Calendar Year	Number of Students Who began the program	Number of Graduates	Graduates Available for Employment	Graduates Employed in the Field	Placement Rate % Employed in the Field
2017	1	1	0	0	0%
2018	0	0	0	0	0%

You may obtain from the institution a list of the employment positions determined to be in the field for which a student received education and training. (please email: [admissions@qbics.us](mailto:admissions@qbics.us) for a copy).

**Gainfully Employed Categories (includes data for the two calendar years prior to reporting)**

**Part Time vs. Full-Time Employment**

Calendar Year	Graduates Employed in the Field 20-29 hours per week	Graduate employed in the Field at least 30 hours per week	Total Graduates Employed in the field.
2017	0	0	0
2018	0	0	0

**Single position vs. concurrent aggregated position**

Calendar Year	Graduates Employed in the Field in a Single Position	Graduates Employed in the Field in Concurrent Aggregated Positions	Total Graduates Employed in the field
2017	0	0	0
2018	0	0	0



**Self-Employed / Freelance Positions**

Calendar Year	Graduates Employed who are self-employed or working freelance	Total Graduates Employed in the field.
2017	0	0
2018	0	0

**Institutional Employment**

Calendar Year	Graduates Employed in the Field who are Employed by the Institution, an Employer owned by the Institution, or an Employer who shares ownership with the Institution	Total Graduates Employed in the field.
2017	0	0
2018	0	0

**Student Initials:** \_\_\_\_\_ **Date:** \_\_\_\_\_

**Initial Only after you have had sufficient time to read and understand the information.**

**If the majority of graduates from this program obtain jobs in self-employment or freelance work add:**

This program may result in freelance or self-employment

- The work available to graduates of this program is usually for freelance or self-employment.
- This type of work may not be consistent.
- The period of employment can range from one day to weeks to several months.
- Hours worked in a day or week may be more or less than the traditional 8-hour work day or 40 hour work week.
- You can expect to spend unpaid time expanding your networks, advertising, promoting your services, or honing your skills.
- Once graduates begin to work freelance or are self-employed, they will be asked to provide documentation that they are employed as such so that they may be counted as placed for our job placement records.
- Students initialing this disclosure understand that either a majority or all of this school's graduates are employed in this manner and understand what comprises this work style.

**Student Initials:** \_\_\_\_\_ **Date:** \_\_\_\_\_

**Initial Only after you have had sufficient time to read and understand the information.**





**QBICS CAREER COLLEGE**  
**1125 E. 17<sup>TH</sup> STREET SUITE E210 | (714) 550-1052**  
**WWW.QBICS.US**

**Licensing Examination Passage Rates (includes data for the two calendar years prior to reporting)**

<b>Calendar Year</b>	<b>Number of Graduates in Calendar Year</b>	<b>Number of Graduates Taking Exam</b>	<b>Number Who passed first available exam</b>	<b>Number who failed first available Exam</b>	<b>Passage Rate</b>
2017	0	0	0	0	0%
2018	0	0	0	0	0%

Licensure examination passage data is not available from the state agency administering the examination. We are unable to collect data from 0 graduates.

**Student Initials:** \_\_\_\_\_ **Date:** \_\_\_\_\_

**Initial Only after you have had sufficient time to read and understand the information.**



**QBICS CAREER COLLEGE**  
**1125 E. 17<sup>TH</sup> STREET SUITE E210 | (714) 550-1052**  
**WWW.QBICS.US**

**Salary and Wage Information (includes data for the two calendar years prior to reporting).**

**Annual salary wages reported for graduates employed in the field.**

Calendar Year	Graduates Available for Employment	Graduates Employed in Field	\$15,001 – 20,000	\$20,001 – 25,000	\$25,001 – 30,000	\$30,001 – 35,000	\$35,001 – 40,000	No Salary Information Reported
2017	0	0	0	0	0	0	0	0
2018	0	0	0	0	0	0	0	0

A list of sources used to substantiate salary disclosures is available from the school (please email: [admissions@qbics.us](mailto:admissions@qbics.us) to obtain a copy).

**Cost of Educational Program**

Total charges for the program for students completing on-time in 2017 and 2018: **\$8,500.00**  
 Additional charges may be incurred if the program is not completed on-time.

**Student Initials:** \_\_\_\_\_ **Date:** \_\_\_\_\_

**Initial Only after you have had sufficient time to read and understand the information.**

**Federal Student Loan Debt**

**“This Institution does not participate in federal student loan program.”**

Most recent three-year cohort default rate, as reported by the United States Department of Education 1	The percentage of enrolled students in 2014 receiving federal student loans to pay for this program.	The average amount of federal student loan debt of 2014 graduates who took out federal student loans at this Institution	The percentage of graduates in 2014 who took out federal student loans to pay for this program.
N/A	N/A	N/A	N/A

**Student Initials:** \_\_\_\_\_ **Date:** \_\_\_\_\_

**Initial Only after you have had sufficient time to read and understand the information.**



**QBICS CAREER COLLEGE**  
**1125 E. 17<sup>TH</sup> STREET SUITE E210 | (714) 550-1052**  
**WWW.QBICS.US**

Students at **QBICS Career College** are not eligible for federal student loans. This institution does not meet the U.S. Department of Education criteria that would allow its students to participate in federal student aid programs.

**Student Initials:** \_\_\_\_\_ **Date:** \_\_\_\_\_

**Initial Only after you have had sufficient time to read and understand the information.**

This fact sheet is filed with the Bureau for Private Postsecondary Education. Regardless of any information you have relating to completion rates, placement rates, starting salaries, or license exam passage rates, this fact sheet contains the information as calculated pursuant to state law.

Any questions a student may have regarding this fact sheet that have not been satisfactorily answered by the institution may be directed to the Bureau for Private Postsecondary Education at 2535 Capitol Oaks Drive, Suite 400, Sacramento, Ca. 95833, [www.bppe.ca.gov](http://www.bppe.ca.gov), toll-free telephone number (888) 370-7589 or by fax (916) 263-1897

\_\_\_\_\_  
Student Name – Print

\_\_\_\_\_  
Student Signature

\_\_\_\_\_  
Date

\_\_\_\_\_  
School Official

\_\_\_\_\_  
Date



**QBICS CAREER COLLEGE**  
**1125 E. 17<sup>TH</sup> STREET SUITE E210 | (714) 550-1052**  
**WWW.QBICS.US**

**DEFINITIONS**

- “Number of Students Who Began the Program” means the number of students who began a program who were scheduled to complete the program within 100% of the published program length within the reporting calendar year and excludes all students who cancelled during the cancellation period.
- “Students Available for Graduation” is the number of students who began the program minus the number of students who have died, been incarcerated, or been called to active military duty.
- “Number of On-time Graduates” is the number of students who completed the program within 100% of the published program length within the reporting calendar year.
- “On-time Completion Rate” is the number of on-time graduates divided by the number of students available for graduation.
- “150% Graduates” is the number of students who completed the program within 150% of the program length (includes on-time graduates).
- “150% Completion Rate” is the number of students who completed the program in the reported calendar year within 150% of the published program length, including on-time graduates, divided by the number of students available for graduation.
- “Graduates Available for Employment” means the number of graduates minus the number of graduates unavailable for employment.
- “Graduates Unavailable for Employment” means the graduates who, after graduation, die, become incarcerated, are called to active military duty, are international students that leave the United States or do not have a visa allowing employment in the United States, or are continuing their education in an accredited or bureau-approved postsecondary institution.
- “Graduates Employed in the Field” means graduates who beginning within six months after a student completes the applicable educational program are gainfully employed, whose employment has been reported, and for whom the institution has documented verification of employment. For occupations for which the state requires passing an examination, the six months’ period begins after the announcement of the examination results for the first examination available after a student completes an applicable educational program.
- “Placement Rate Employed in the Field” is calculated by dividing the number of graduates gainfully employed in the field by the number of graduates available for employment.
- “Number of Graduates Taking Exam” is the number of graduates who took the first available exam in the reported calendar year.



**QBICS CAREER COLLEGE**  
**1125 E. 17<sup>TH</sup> STREET SUITE E210 | (714) 550-1052**  
**WWW.QBICS.US**

- “First available Exam Date” is the date for the first available exam after a student completed a program.
- “Passage Rate” is calculated by dividing the number of graduates who passed the exam by the number of graduates who took the reported licensing exam.
- “Number who passed first available Exam” is the number of graduates who took and passed the first available licensing exam after completing the program.
- “Salary” is as reported by graduate or graduate’s employer.
- “No Salary Information Reported” is the number of graduates for whom, after making reasonable attempts, the school was not able to obtain salary information.



**QBICS CAREER COLLEGE**  
**1125 E. 17<sup>TH</sup> STREET SUITE E210 | (714) 550-1052**  
**WWW.QBICS.US**

### **STUDENT'S RIGHT TO CANCEL**

“The student has the right to cancel and obtain a refund of charges paid through attendance at the first-class session or the seventh day after enrollment whichever is later.”

“If you cancel, any payment you have made, and any negotiable instrument signed by you shall be returned to you within 45 days following the school’s receipt of your cancellation notice.”

“But if QBICS Career College gives you any equipment, you must return the equipment within 30 days of the date you signed a cancellation notice. If you do not return the equipment within this 30-day period, the school may keep an amount out of what you paid that equals the cost of the equipment. The total amount charged for each item of equipment shall be separately stated. “The amount charged for each item of equipment shall not exceed the equipment’s fair market value. The institution shall have the burden of proof to establish the equipment’s fair market value. The school is required to refund any amount over that as provided above, and you may keep the equipment.” To cancel the contract for school, mail or deliver a signed and dated copy of this cancellation notice, or any other written notice.



**QBICS CAREER COLLEGE**  
**1125 E. 17<sup>TH</sup> STREET SUITE E-210 | (714) 550-1052**  
**WWW.QBICS.US**

**SCHOOL PERFORMANCE FACT SHEET**  
**CALENDAR YEARS 2017 & 2018**

**Program Name – Essentials Technical Skills (12 weeks)**

**On-Time Completion Rates (Graduation Rates)**

*Includes data for the two calendar years prior to reporting*

Calendar Year	Number of Students Who began the Program	Students Available for Graduation	Number of On-Time Graduates	On-Time Completion Rate
2017	3	3	0	0
2018	32	32	0	0

Student Initials: \_\_\_\_\_ Date: \_\_\_\_\_

Initial Only after you have had sufficient time to read and understand the information.

**Students Completing Within 150% of the Published Program Length (Graduation Rates)**

Calendar Year	Number of Students Who began the Program	Students Available for Graduation	Number of On-Time Graduates	On-Time Completion Rate
2015	0	0	0	0
2016	0	0	0	0
2017	3	3	3	100.00%
2018	32	32	26	81.25%

\*\*Included if the program is more than one year in length.

Student Initials: \_\_\_\_\_ Date: \_\_\_\_\_

Initial Only after you have had sufficient time to read and understand the information.



**QBICS CAREER COLLEGE**  
**1125 E. 17<sup>TH</sup> STREET SUITE E-210 | (714) 550-1052**  
**WWW.QBICS.US**

**Job Placement Rates (includes data for the two calendar years prior to reporting)**

Calendar Year	Number of Students Who began the program	Number of Graduates	Graduates Available for Employment	Graduates Employed in the Field	Placement Rate % Employed in the Field
2017	3	3	2	2	66.6%
2018	32	26	16	12	75.0%

You may obtain from the institution a list of the employment positions determined to be in the field for which a student received education and training. (Please email: [admissions@qbics.us](mailto:admissions@qbics.us) for a copy.)

**Gainfully Employed Categories (includes data for the two calendar years prior to reporting)**

**Part Time vs. Full-Time Employment**

Calendar Year	Graduate Employed in the Field 20-29 hours Per week	Graduate employed in the Field at least 30 hours per week	Total Graduates Employed in the Field
2017	0	0	2
2018	0	0	12

**Single Position vs. Concurrent Aggregated Position**

Calendar Year	Graduates Employed in the Field in a Single Position	Graduates Employed in the Field in Concurrent Aggregated Positions	Total Graduates Employed in the Field
2017	0	0	2
2018	0	0	12

**Self-Employed / Freelance Positions**





**QBICS CAREER COLLEGE**  
**1125 E. 17<sup>TH</sup> STREET SUITE E-210 | (714) 550-1052**  
**WWW.QBICS.US**

Calendar Year	Graduates Employed who are Self-Employed or Working Freelance	Total Graduates Employed in the Field
2017	0	2
2018	0	12

**Institutional Employment**

Calendar Year	Graduates Employed in the Field who are Employed by the Institution, an Employer Owned by the Institution, or an Employer Who Shares Ownership with the Institution	Total Graduates Employed in the Field
2017	0	2
2018	0	12

**Student Initials:** \_\_\_\_\_ **Date:** \_\_\_\_\_

**Initial Only after you have had sufficient time to read and understand the information.**

**IF the majority of graduates from this program obtain jobs in self-employment or freelance work add:**

This program may result in freelance or self-employment.

- The work available to graduates of this program is usually for freelance or self-employment.
- This type of work may not be consistent.
- The period of employment can range from one day to weeks to several months.
- Hours worked in a day or week may be more or less than the traditional 8 hour work day or 40 hour work week.
- You can expect to spend unpaid time expanding your networks, advertising, promoting your services, or honing your skills.
- Once graduates begin to work freelance or are self-employed, they will be asked to provide documentation that they are employed as such so that they may be counted as placed for our job placement records.
- Students initialing this disclosure understand that either a majority or all of this school's graduates are employed in this manner and understand what comprises this work style.

**Student Initials:** \_\_\_\_\_ **Date:** \_\_\_\_\_

**Initial Only after you have had sufficient time to read and understand the information.**



**QBICS CAREER COLLEGE**  
**1125 E. 17<sup>TH</sup> STREET SUITE E-210 | (714) 550-1052**  
**WWW.QBICS.US**

**License Examination Passage Rates (includes data for the two calendar years prior to reporting)**

<b>Calendar Year</b>	<b>Number of Graduates in Calendar Year</b>	<b>Number of Graduates Taking Exam</b>	<b>Number Who Passed First Available Exam</b>	<b>Number Who Failed First Available Exam</b>	<b>Passage Rate</b>
2017	0	0	0	0	0
2018	0	0	0	0	0

Licensure examination passage data is not available from the state agency administering the examination. We are unable to collect data from 0 graduates.

**Student Initials:** \_\_\_\_\_ **Date:** \_\_\_\_\_

**Initial Only after you have had sufficient time to read and understand the information.**



**QBICS CAREER COLLEGE**  
**1125 E. 17<sup>TH</sup> STREET SUITE E-210 | (714) 550-1052**  
**WWW.QBICS.US**

**Salary and Wage Information (includes data for the two calendar years prior to reporting).**

**Annual salary wages reported for graduates employed in the field.**

Calendar Year	Graduate Available for Employment	Graduates Employed in Field	\$15,001 – 20,000	\$20,001 – 25,000	\$25,001 – 30,000	\$30,001 – 35,000	\$35,001 – 40,000	No Salary Information Reported
2017	3	2	0	0	0	0	0	2
2018	16	12	0	0	0	0	0	12

A list of sources used to substantiate salary disclosures is available from the school (Please email: [admissions@qbics.us](mailto:admissions@qbics.us) to obtain a copy).

**Cost of Educational Program**

Total charges for the program for students completing on-time in 2017 and 2018: **\$6,000.00**. Additional charges may be incurred if the program is not completed on-time.

**Student Initials:** \_\_\_\_\_ **Date:** \_\_\_\_\_

**Initial Only after you have had sufficient time to read and understand the information.**

**Federal Student Loan Debt**

**“This institution does not participate in federal student loan program.”**

Most recent three-year cohort default rate, as reported by the United State Department of Education <sup>1</sup>	The percentage of enrolled students in 2014 receiving federal student loans to pay for this program.	The average amount of federal student loan debt of 2014 graduates who took out federal student loans at this Institution.	The percentage of graduates in 2014 who took out federal student loans to pay for this program
0	0	0	0

**Student Initials:** \_\_\_\_\_ **Date:** \_\_\_\_\_

**Initial Only after you have had sufficient time to read and understand the information.**

Students at **QBICS Career College** are not eligible for federal student loans. This institution does not meet the U.S. Department of Education criteria that would allow its students to participate in federal student aid programs.



**QBICS CAREER COLLEGE**  
**1125 E. 17<sup>TH</sup> STREET SUITE E-210 | (714) 550-1052**  
**WWW.QBICS.US**

**Student's Initials:** \_\_\_\_\_ **Date:** \_\_\_\_\_

**Initial only after you have had sufficient time to read and understand the information.**

This fact sheet is filed with the Bureau for Private Postsecondary Education. Regardless of any information you may have relating to completion rates, placement rates, starting salaries, or license exam passage rates, this fact sheet contains the information as calculated pursuant to state law.

Any questions a student may have regarding this fact sheet that have not been satisfactorily answered by the institution may be directed to the Bureau for Private Postsecondary Education at 2535 Capitol Oaks Drive, Suite 400, Sacramento, CA 95833, [www.bppe.ca.gov](http://www.bppe.ca.gov), toll-free telephone number (888) 370-7589 or by fax (916) 263-1897.

\_\_\_\_\_  
Student Name – Print

\_\_\_\_\_  
Student Signature

\_\_\_\_\_  
Date

\_\_\_\_\_  
School Official

\_\_\_\_\_  
Date



**QBICS CAREER COLLEGE**  
**1125 E. 17<sup>TH</sup> STREET SUITE E-210 | (714) 550-1052**  
**WWW.QBICS.US**

**DEFINITIONS**

- “Number of Students Who Began the Program” means the number of students who began a program who were scheduled to complete the program within 100% of the published program length within the reporting calendar year and excludes all students who cancelled during the cancellation period.
- “Students Available for Graduation” is the number of students who began the program minus the number of students who have died, been incarcerated, or been called to active military duty.
- “Number of On-time Graduates” is the number of students who completed the program within 100% of the published program length within the reporting calendar year.
- “On-time Completion Rate” is the number of on-time graduates divided by the number of students available for graduation.
- “150% Graduates” is the number of students who completed the program within 150% of the program length (includes on-time graduates).
- “150% Completion Rate” is the number of students who completed the program in the reported calendar year within 150% of the published program length, including on-time graduates, divided by the number of students available for graduation.
- “Graduates Available for Employment” means the number of graduates minus the number of graduates unavailable for employment.
- “Graduates Unavailable for Employment” means the graduates who, after graduation, die, become incarcerated, are called to active military duty, are international students that leave the United States or do not have a visa allowing employment in the United States, or are continuing their education in an accredited or bureau-approved postsecondary institution.
- “Graduates Employed in the Field” means graduates who beginning within six months after a student completes the applicable educational program are gainfully employed, whose employment has been reported, and for whom the institution has documented verification of employment. For occupations for which the state requires passing an examination, the six months’ period begins after the announcement of the examination results for the first examination available after a student completes an applicable educational program.
- “Placement Rate Employed in the Field” is calculated by dividing the number of graduates gainfully employed in the field by the number of graduates available for employment.
- “Number of Graduates Taking Exam” is the number of graduates who took the first available exam in the reported calendar year.



**QBICS CAREER COLLEGE**  
**1125 E. 17<sup>TH</sup> STREET SUITE E-210 | (714) 550-1052**  
**WWW.QBICS.US**

- “First Available Exam Date” is the date for the first available exam after a student completed a program.
- “Passage Rate” is calculated by dividing the number of graduates who passed the exam by the number of graduates who took the reported licensing exam.
- “Number Who Passed First Available Exam” is the number of graduates who took and passed the first available licensing exam after completing the program.
- “Salary” is as reported by graduate or graduate’s employer.
- “No Salary Information Reported” is the number of graduates for whom, after making reasonable attempts, the school was not able to obtain salary information.




**QBICS CAREER COLLEGE**  
**1125 E. 17<sup>TH</sup> STREET SUITE E-210 | (714) 550-1052**  
**WWW.QBICS.US**

### **“STUDENT’S RIGHT TO CANCEL”**

“The student has the right to cancel and obtain a refund of charges paid through attendance at the first-class session or the seventh day after enrollment whichever is later.”

“If you cancel, any payment you have made and any negotiable instrument signed by you shall be returned to you within 45 days following the school’s receipt of your cancellation notice.”

“But if QBICS Career College gives you any equipment, you must return the equipment within 30 days of the date you signed a cancellation notice. If you do not return the equipment within this 30-day period, the school may keep an amount out of what you paid that equals the cost of the equipment. The total amount charged for each item of equipment shall be separately stated. “The amount charged for each item of equipment shall not exceed the equipment’s fair market value. The institution shall have the burden of proof to establish the equipment’s fair market value. The school is required to refund any amount over that as provided above, and you may keep the equipment.” To cancel the contract for school, mail or deliver a signed and dated copy of this cancellation notice, or any other written notice.



**QBICS CAREER COLLEGE**  
**1125 E. 17<sup>TH</sup> STREET SUITE E210 | (714) 550-1052**  
**WWW.QBICS.US**

**SCHOOL PERFORMANCE FACT SHEET**  
**CALENDAR YEAR 2017 & 2018**

**Program Name – Computerized Office Occupation (18 weeks)**

**On-Time Completion Rate (Graduation Rates)**

*Includes data for the two calendar years prior to reporting*

Calendar Year	Number of Students Who began the program	Students Available for Graduation	Number of On-Time Graduates	On-Time Completion Rate
2017	0	0	0	0%
2018	0	0	0	0%

Student Initials: \_\_\_\_\_ Date: \_\_\_\_\_

Initial Only after you have had sufficient time to read and understand the information.

**Students Completing within 150% of the Published Program Length (Graduation Rates)**


Calendar Year	Number of Students Who began the Program	Students Available for Graduation	Number of On-Time Graduates	On-Time Completion Rate
2015	0	0	0	0%
2016	2	2	2	100%
2017	0	0	0	0%
2018	0	0	0	0%

\*\*Included if the program is more than one year in length.

Student Initials: \_\_\_\_\_ Date: \_\_\_\_\_

Initial Only after you have had sufficient time to read and understand the information.





**QBICS CAREER COLLEGE**  
**1125 E. 17<sup>TH</sup> STREET SUITE E210 | (714) 550-1052**  
**WWW.QBICS.US**

**Job Placement Rates (includes data for the two calendar years prior to reporting)**

Calendar Year	Number of Students Who began the program	Number of Graduates	Graduates Available for Employment	Graduates Employed in the Field	Placement Rate % Employed in the Field
2017	0	0	0	0	0%
2018	0	0	0	0	0%

You may obtain from the institution a list of the employment positions determined to be in the field for which a student received education and training. (please email: [admissions@qbics.us](mailto:admissions@qbics.us) for a copy).

**Gainfully Employed Categories (includes data for the two calendar years prior to reporting)**

**Part Time vs. Full-Time Employment**

Calendar Year	Graduates Employed in the Field 20-29 hours per week	Graduate employed in the Field at least 30 hours per week	Total Graduates Employed in the field.
2017	0	0	0
2018	0	0	0

**Single position vs. concurrent aggregated position**

Calendar Year	Graduates Employed in the Field in a Single Position	Graduates Employed in the Field in Concurrent Aggregated Positions	Total Graduates Employed in the field
2017	0	0	0
2018	0	0	0



**Self-Employed / Freelance Positions**

Calendar Year	Graduates Employed who are self-employed or working freelance	Total Graduates Employed in the field.
2017	0	0
2018	0	0

**Institutional Employment**

Calendar Year	Graduates Employed in the Field who are Employed by the Institution, an Employer owned by the Institution, or an Employer who shares ownership with the Institution	Total Graduates Employed in the field.
2017	0	0
2018	0	0

**Student Initials:** \_\_\_\_\_ **Date:** \_\_\_\_\_

**Initial Only after you have had sufficient time to read and understand the information.**


**If the majority of graduates from this program obtain jobs in self-employment or freelance work add:**

This program may result in freelance or self-employment

- The work available to graduates of this program is usually for freelance or self-employment.
- This type of work may not be consistent.
- The period of employment can range from one day to weeks to several months.
- Hours worked in a day or week may be more or less than the traditional 8-hour work day or 40 hour work week.
- You can expect to spend unpaid time expanding your networks, advertising, promoting your services, or honing your skills.
- Once graduates begin to work freelance or are self-employed, they will be asked to provide documentation that they are employed as such so that they may be counted as placed for our job placement records.
- Students initialing this disclosure understand that either a majority or all of this school's graduates are employed in this manner and understand what comprises this work style.

**Student Initials:** \_\_\_\_\_ **Date:** \_\_\_\_\_

**Initial Only after you have had sufficient time to read and understand the information.**



**QBICS CAREER COLLEGE**  
**1125 E. 17<sup>TH</sup> STREET SUITE E210 | (714) 550-1052**  
**WWW.QBICS.US**

**Licensing Examination Passage Rates (includes data for the two calendar years prior to reporting)**

<b>Calendar Year</b>	<b>Number of Graduates in Calendar Year</b>	<b>Number of Graduates Taking Exam</b>	<b>Number Who passed first available exam</b>	<b>Number who failed first available Exam</b>	<b>Passage Rate</b>
2017	0	0	0	0	0%
2018	0	0	0	0	0%

Licensure examination passage data is not available from the state agency administering the examination. We are unable to collect data from 0 graduates.

**Student Initials:** \_\_\_\_\_ **Date:** \_\_\_\_\_

**Initial Only after you have had sufficient time to read and understand the information.**



**QBICS CAREER COLLEGE**  
**1125 E. 17<sup>TH</sup> STREET SUITE E210 | (714) 550-1052**  
**WWW.QBICS.US**

**Salary and Wage Information (includes data for the two calendar years prior to reporting).**

**Annual salary wages reported for graduates employed in the field.**

Calendar Year	Graduates Available for Employment	Graduates Employed in Field	\$15,001 – 20,000	\$20,001 – 25,000	\$25,001 – 30,000	\$30,001 – 35,000	\$35,001 – 40,000	No Salary Information Reported
2017	0	0	0	0	0	0	0	0
2018	0	0	0	0	0	0	0	0

A list of sources used to substantiate salary disclosures is available from the school (please email: [admissions@qbics.us](mailto:admissions@qbics.us) to obtain a copy).

**Cost of Educational Program**

Total charges for the program for students completing on-time in 2017 and 2018: **\$8,500.00**  
 Additional charges may be incurred if the program is not completed on-time.

**Student Initials:** \_\_\_\_\_ **Date:** \_\_\_\_\_

**Initial Only after you have had sufficient time to read and understand the information.**

**Federal Student Loan Debt**

**“This Institution does not participate in federal student loan program.”**

Most recent three-year cohort default rate, as reported by the United States Department of Education 1	The percentage of enrolled students in 2014 receiving federal student loans to pay for this program.	The average amount of federal student loan debt of 2014 graduates who took out federal student loans at this Institution	The percentage of graduates in 2014 who took out federal student loans to pay for this program.
N/A	N/A	N/A	N/A

**Student Initials:** \_\_\_\_\_ **Date:** \_\_\_\_\_

**Initial Only after you have had sufficient time to read and understand the information.**



**QBICS CAREER COLLEGE**  
**1125 E. 17<sup>TH</sup> STREET SUITE E210 | (714) 550-1052**  
**WWW.QBICS.US**

Students at **QBICS Career College** are not eligible for federal student loans. This institution does not meet the U.S. Department of Education criteria that would allow its students to participate in federal student aid programs.

**Student Initials:** \_\_\_\_\_ **Date:** \_\_\_\_\_

**Initial Only after you have had sufficient time to read and understand the information.**

This fact sheet is filed with the Bureau for Private Postsecondary Education. Regardless of any information you have relating to completion rates, placement rates, starting salaries, or license exam passage rates, this fact sheet contains the information as calculated pursuant to state law.

Any questions a student may have regarding this fact sheet that have not been satisfactorily answered by the institution may be directed to the Bureau for Private Postsecondary Education at 2535 Capitol Oaks Drive, Suite 400, Sacramento, Ca. 95833, [www.bppe.ca.gov](http://www.bppe.ca.gov), toll-free telephone number (888) 370-7589 or by fax (916) 263-1897


\_\_\_\_\_  
Student Name – Print

\_\_\_\_\_  
Student Signature

\_\_\_\_\_  
Date

\_\_\_\_\_  
School Official

\_\_\_\_\_  
Date



**QBICS CAREER COLLEGE**  
**1125 E. 17<sup>TH</sup> STREET SUITE E210 | (714) 550-1052**  
**WWW.QBICS.US**


**DEFINITIONS**

- “Number of Students Who Began the Program” means the number of students who began a program who were scheduled to complete the program within 100% of the published program length within the reporting calendar year and excludes all students who cancelled during the cancellation period.
- “Students Available for Graduation” is the number of students who began the program minus the number of students who have died, been incarcerated, or been called to active military duty.
- “Number of On-time Graduates” is the number of students who completed the program within 100% of the published program length within the reporting calendar year.
- “On-time Completion Rate” is the number of on-time graduates divided by the number of students available for graduation.
- “150% Graduates” is the number of students who completed the program within 150% of the program length (includes on-time graduates).
- “150% Completion Rate” is the number of students who completed the program in the reported calendar year within 150% of the published program length, including on-time graduates, divided by the number of students available for graduation.
- “Graduates Available for Employment” means the number of graduates minus the number of graduates unavailable for employment.
- “Graduates Unavailable for Employment” means the graduates who, after graduation, die, become incarcerated, are called to active military duty, are international students that leave the United States or do not have a visa allowing employment in the United States, or are continuing their education in an accredited or bureau-approved postsecondary institution.
- “Graduates Employed in the Field” means graduates who beginning within six months after a student completes the applicable educational program are gainfully employed, whose employment has been reported, and for whom the institution has documented verification of employment. For occupations for which the state requires passing an examination, the six months’ period begins after the announcement of the examination results for the first examination available after a student completes an applicable educational program.
- “Placement Rate Employed in the Field” is calculated by dividing the number of graduates gainfully employed in the field by the number of graduates available for employment.
- “Number of Graduates Taking Exam” is the number of graduates who took the first available exam in the reported calendar year.



**QBICS CAREER COLLEGE**  
**1125 E. 17<sup>TH</sup> STREET SUITE E210 | (714) 550-1052**  
**WWW.QBICS.US**

- “First available Exam Date” is the date for the first available exam after a student completed a program.
- “Passage Rate” is calculated by dividing the number of graduates who passed the exam by the number of graduates who took the reported licensing exam.
- “Number who passed first available Exam” is the number of graduates who took and passed the first available licensing exam after completing the program.
- “Salary” is as reported by graduate or graduate’s employer.
- “No Salary Information Reported” is the number of graduates for whom, after making reasonable attempts, the school was not able to obtain salary information.



**QBICS CAREER COLLEGE**  
**1125 E. 17<sup>TH</sup> STREET SUITE E210 | (714) 550-1052**  
**WWW.QBICS.US**

### **STUDENT'S RIGHT TO CANCEL**

“The student has the right to cancel and obtain a refund of charges paid through attendance at the first-class session or the seventh day after enrollment whichever is later.”

“If you cancel, any payment you have made, and any negotiable instrument signed by you shall be returned to you within 45 days following the school’s receipt of your cancellation notice.”

“But if QBICS Career College gives you any equipment, you must return the equipment within 30 days of the date you signed a cancellation notice. If you do not return the equipment within this 30-day period, the school may keep an amount out of what you paid that equals the cost of the equipment. The total amount charged for each item of equipment shall be separately stated. “The amount charged for each item of equipment shall not exceed the equipment’s fair market value. The institution shall have the burden of proof to establish the equipment’s fair market value. The school is required to refund any amount over that as provided above, and you may keep the equipment.” To cancel the contract for school, mail or deliver a signed and dated copy of this cancellation notice, or any other written notice.