



School Performance Fact Sheet
Bachelor of Music in Performance – 4 years
2017-2018 Calendar Year (Data from Annual Report)

School Performance Fact Sheet
Bachelor of Music in Performance – 4 years
2017-2018 Calendar Year (Data from Annual Report)

ON-TIME COMPLETION RATES (GRADUATION RATES)

Calendar Year	Number of Students who Began the Program	Students Available for Graduation	Number of On-time Graduates	On-time Completion Rates
2017	17	15	15	88.2%
2018	15	13	12	78.6%

Student's Initials: _____ Date: _____

Initial only after you have had sufficient time to read and understand the information.

School Performance Fact Sheet
Bachelor of Music in Performance – 4 years
2017-2018 Calendar Year (Data from Annual Report)

JOB PLACEMENT RATES

Calendar Year	Number of Students Who Began Program	Number of Graduates	Graduates Available for Employment	Graduates Employed in the Field	Placement Rate Employed in the Field
2017	17	15	2	2	100%
2018	15	13	2	2	100%

A list of sources used to substantiate salary disclosures are available from the school. Pursuant to CEC 94910(f)(3), The Colburn School maintains a list of objective sources of information used to substantiate the salary disclosure. These objective sources include the American Federation of Musicians, the International Conference of Symphony and Opera Musicians, the Organization of Canadian Symphony Musicians, and the Regional Orchestra Players Association. This list of objective sources is kept in the Conservatory Office and is available upon request.

GAINFULL EMPLOYED CATEGORIES

Part-time vs. Full-time Employment

Calendar Year	Graduates employed in the field 20-29 hrs. per week	Graduates employed in the field at least 30 hrs. per week	Total graduates employed in the field
2017	0	0	2
2018	0	2	2

Single Position vs. Concurrent Aggregated Position

Calendar Year	Graduates employed in the field in a single position	Graduates employed in the field in concurrent aggregated positions	Total graduates employed in the field
2017	0	0	2
2018	2	0	2

Self-employed/Freelance Positions

Calendar Year	Graduates employed who are self-employed or working freelance	Total graduates employed in the field
2017	0	2
2018	0	2

School Performance Fact Sheet
Bachelor of Music in Performance – 4 years
2017-2018 Calendar Year (Data from Annual Report)

Institutional Employment

Calendar Year	Graduates Employed in the field who are employed by the Colburn School	Total graduates employed in the field
2017	0	2
2018	0	2

Student's Initials: _____ Date: _____

Initial only after you have had sufficient time to read and understand the information.

School Performance Fact Sheet
Bachelor of Music in Performance – 4 years
2017-2018 Calendar Year (Data from Annual Report)

EXAMINATION PASSAGE RATES

Calendar Year	Number of Graduates in Calendar Year	Number of Graduates Taking Exams	Number Who Passed First Available Exam	Number Who Failed First Available Exam	Passage Rate
2017	15	n/a	n/a	n/a	n/a
2018	13	n/a	n/a	n/a	n/a

Licensure examination passage data is not available from the state agency administering the examination. We are unable to collect data from 28 graduates. The programs offered by The Colburn School Conservatory of Music does not prepare graduates to be licensed.

Student's Initials: _____ Date: _____

Initial only after you have had sufficient time to read and understand the information.

School Performance Fact Sheet
Bachelor of Music in Performance – 4 years
2017-2018 Calendar Year (Data from Annual Report)

SALARY AND WAGE INFORMATION

Calendar Year	Graduates Available for Employment	Graduates Employed in the Field	\$20,001-\$25,000	\$25,001-\$40,000	\$40,001-\$45,000	\$45,001-\$50,000	No Salary information reported
2017	2	2	0	0	0	0	2
2018	2	2	0	0	0	0	2

A list of sources used to substantiate salary disclosures are available from the school. Pursuant to CEC 94910(f)(3), The Colburn School maintains a list of objective sources of information used to substantiate the salary disclosure. These objective sources include the American Federation of Musicians, the International Conference of Symphony and Opera Musicians, the Organization of Canadian Symphony Musicians, and the Regional Orchestra Players Association. This list of objective sources is kept in the Conservatory Office and is available upon request.

Student's Initials: _____ Date: _____

Initial only after you have had sufficient time to read and understand the information.

COST OF EDUCATIONAL PROGRAM

Total charges for the program for students completing on time in 2017: \$12,000.

Total charges may be higher for students that do not complete on time.

Total charges for the program for students completing on time in 2018: \$12,000.

Total charges may be higher for students that do not complete on time.

Student's Initials: _____ Date: _____

Initial only after you have had sufficient time to read and understand the information.

School Performance Fact Sheet
Bachelor of Music in Performance – 4 years
2017-2018 Calendar Year (Data from Annual Report)

FEDERAL STUDENT LOAN DEBT

Students at The Colburn School are not eligible for federal student loans. This institution does not meet the U.S. Department of Education criteria that would allow its students to participate in federal student aid programs.

Student's Initials: _____ Date: _____

Initial only after you have had sufficient time to read and understand the information.

This fact sheet is filed with the Bureau for Private Postsecondary Education. Regardless of any information you may have relating to completion rates, placement rates, starting salaries, or license exam passage rates, this fact sheet contains the information as calculated pursuant to state law.

Any questions a student may have regarding this fact sheet that have not been satisfactorily answered by the institution may be directed to the Bureau for Private Postsecondary Education at 1747 N. Market Blvd, Suite 225, Sacramento, CA 95834, www.bppe.ca.gov, toll-free telephone number (888) 370-7589 or by fax (916) 263-1897.

I have read and understand this School Performance Fact Sheet. The School Performance Fact Sheet was reviewed and discussed with a school official prior to signing an enrollment agreement.

Student Signature

PRINT Student Name

Date


School Official Signature

Date

School Performance Fact Sheet
Bachelor of Music in Performance – 4 years
2017-2018 Calendar Year (Data from Annual Report)

DEFINITIONS

- “Number of Students Who Began the Program” means the number of students who began a program who were scheduled to complete the program within 100% of the published program length within the reporting calendar year and excludes all students who cancelled during the cancellation period.
- “Students Available for Graduation” is the number of students who began the program minus the number of students who have died, been incarcerated, or been called to active military duty.
- “Number of On-time Graduates” is the number of students who completed the program within 100% of the published program length within the reporting calendar year.
- “On-time Completion Rate” is the number of on-time graduates divided by the number of students available for graduation.
- “Graduates Available for Employment” means the number of graduates minus the number of graduates unavailable for employment.
- “Graduates Unavailable for Employment” means the graduates who, after graduation, die, become incarcerated, are called to active military duty, are international students that leave the United States or do not have a visa allowing employment in the United States, or are continuing their education in an accredited or bureau-approved postsecondary institution.
- “Graduates Employed in the Field” means graduates who beginning within six months after a student completes the applicable educational program are gainfully employed, whose employment has been reported, and for whom the institution has documented verification of employment. For occupations for which the state requires passing an examination, the six months period begins after the announcement of the examination results for the first examination available after a student completes an applicable educational program.
- “Placement Rate Employed in the Field” is calculated by dividing the number of graduates gainfully employed in the field by the number of graduates available for employment.
- “Number of Graduates Taking Exam” is the number of graduates who took the first available exam in the reported calendar year.
- “First Available Exam Date” is the date for the first available exam after a student completed a program.
- “Passage Rate” is calculated by dividing the number of graduates who passed the exam by the number of graduates who took the reported licensing exam.
- “Number Who Passed First Available Exam” is the number of graduates who took and passed the first available licensing exam after completing the program.
- “Salary” is as reported by graduate or graduate’s employer.
- “No Salary Information Reported” is the number of graduates for whom, after making reasonable attempts, the school was not able to obtain salary information.



School Performance Fact Sheet
Artist Diploma – 2 to 4 years
2017-2018 Calendar Year (Data from Annual Report)

School Performance Fact Sheet
Artist Diploma – 2 to 4 years
2017-2018 Calendar Year (Data from Annual Report)

ON-TIME COMPLETION RATES (GRADUATION RATES)

Calendar Year	Number of Students who Began the Program	Students Available for Graduation	Number of On-time Graduates	On-time Completion Rates
2017	18	6	6	33.0%
2018	9	9	9	100.0%

Student's Initials: _____ Date: _____

Initial only after you have had sufficient time to read and understand the information.

School Performance Fact Sheet

Artist Diploma – 2 to 4 years

2017-2018 Calendar Year (Data from Annual Report)

JOB PLACEMENT RATES

Calendar Year	Number of Students Who Began Program	Number of Graduates	Graduates Available for Employment	Graduates Employed in the Field	Placement Rate Employed in the Field
2017	18	6	6	6	100%
2018	9	9	8	3	62.5%

A list of sources used to substantiate salary disclosures are available from the school. Pursuant to CEC 94910(f)(3), The Colburn School maintains a list of objective sources of information used to substantiate the salary disclosure. These objective sources include the American Federation of Musicians, the International Conference of Symphony and Opera Musicians, the Organization of Canadian Symphony Musicians, and the Regional Orchestra Players Association. This list of objective sources is kept in the Conservatory Office and is available upon request.

GAINFULL EMPLOYED CATEGORIES

Part-time vs. Full-time Employment

Calendar Year	Graduates employed in the field 20-29 hrs. per week	Graduates employed in the field at least 30 hrs. per week	Total graduates employed in the field
2017	2	4	6
2018	2	3	3

Single Position vs. Concurrent Aggregated Position

Calendar Year	Graduates employed in the field in a single position	Graduates employed in the field in concurrent aggregated positions	Total graduates employed in the field
2017	2	4	6
2018	3	0	3

Self-employed/Freelance Positions

Calendar Year	Graduates employed who are self-employed or working freelance	Total graduates employed in the field
2017	3	6
2018	2	3

School Performance Fact Sheet
Artist Diploma – 2 to 4 years
2017-2018 Calendar Year (Data from Annual Report)

Institutional Employment

Calendar Year	Graduates Employed in the field who are employed by the Colburn School	Total graduates employed in the field
2017	0	6
2018	2	3

Student's Initials: _____ Date: _____

Initial only after you have had sufficient time to read and understand the information.

School Performance Fact Sheet

Artist Diploma – 2 to 4 years

2017-2018 Calendar Year (Data from Annual Report)

EXAMINATION PASSAGE RATES

Calendar Year	Number of Graduates in Calendar Year	Number of Graduates Taking Exams	Number Who Passed First Available Exam	Number Who Failed First Available Exam	Passage Rate
2017	6	n/a	n/a	n/a	n/a
2018	9	n/a	n/a	n/a	n/a

Licensure examination passage data is not available from the state agency administering the examination. We are unable to collect data from 15 graduates. The programs offered by The Colburn School Conservatory of Music does not prepare graduates to be licensed.

Student's Initials: _____ Date: _____

Initial only after you have had sufficient time to read and understand the information.

School Performance Fact Sheet

Artist Diploma – 2 to 4 years

2017-2018 Calendar Year (Data from Annual Report)

SALARY AND WAGE INFORMATION

Calendar Year	Graduates Available for Employment	Graduates Employed in the Field	\$20,001-\$25,000	\$25,001-\$40,000	\$40,001-\$45,000	\$45,001-\$50,000	No Salary information reported
2017	6	6	0	0	0	0	6
2018	8	3	0	0	0	0	3

A list of sources used to substantiate salary disclosures are available from the school. Pursuant to CEC 94910(f)(3), The Colburn School maintains a list of objective sources of information used to substantiate the salary disclosure. These objective sources include the American Federation of Musicians, the International Conference of Symphony and Opera Musicians, the Organization of Canadian Symphony Musicians, and the Regional Orchestra Players Association. This list of objective sources is kept in the Conservatory Office and is available upon request.

Student's Initials: _____ Date: _____

Initial only after you have had sufficient time to read and understand the information.

COST OF EDUCATIONAL PROGRAM

Total charges for the program for students completing on time in 2017: \$6,000.

Total charges may be higher for students that do not complete on time.

Total charges for the program for students completing on time in 2018: \$6,000.

Total charges may be higher for students that do not complete on time.

Student's Initials: _____ Date: _____

Initial only after you have had sufficient time to read and understand the information.

School Performance Fact Sheet
Artist Diploma – 2 to 4 years
2017-2018 Calendar Year (Data from Annual Report)

FEDERAL STUDENT LOAN DEBT

Students at The Colburn School are not eligible for federal student loans. This institution does not meet the U.S. Department of Education criteria that would allow its students to participate in federal student aid programs.

Student's Initials: _____ Date: _____

Initial only after you have had sufficient time to read and understand the information.

This fact sheet is filed with the Bureau for Private Postsecondary Education. Regardless of any information you may have relating to completion rates, placement rates, starting salaries, or license exam passage rates, this fact sheet contains the information as calculated pursuant to state law.

Any questions a student may have regarding this fact sheet that have not been satisfactorily answered by the institution may be directed to the Bureau for Private Postsecondary Education at 1747 N. Market Blvd, Suite 225, Sacramento, CA 95834, www.bppe.ca.gov, toll-free telephone number (888) 370-7589 or by fax (916) 263-1897.

I have read and understand this School Performance Fact Sheet. The School Performance Fact Sheet was reviewed and discussed with a school official prior to signing an enrollment agreement.

Student Signature

PRINT Student Name

Date

School Official Signature

Date


School Performance Fact Sheet

Artist Diploma – 2 to 4 years

2017-2018 Calendar Year (Data from Annual Report)

DEFINITIONS

- “Number of Students Who Began the Program” means the number of students who began a program who were scheduled to complete the program within 100% of the published program length within the reporting calendar year and excludes all students who cancelled during the cancellation period.
- “Students Available for Graduation” is the number of students who began the program minus the number of students who have died, been incarcerated, or been called to active military duty.
- “Number of On-time Graduates” is the number of students who completed the program within 100% of the published program length within the reporting calendar year.
- “On-time Completion Rate” is the number of on-time graduates divided by the number of students available for graduation.
- “Graduates Available for Employment” means the number of graduates minus the number of graduates unavailable for employment.
- “Graduates Unavailable for Employment” means the graduates who, after graduation, die, become incarcerated, are called to active military duty, are international students that leave the United States or do not have a visa allowing employment in the United States, or are continuing their education in an accredited or bureau-approved postsecondary institution.
- “Graduates Employed in the Field” means graduates who beginning within six months after a student completes the applicable educational program are gainfully employed, whose employment has been reported, and for whom the institution has documented verification of employment. For occupations for which the state requires passing an examination, the six months period begins after the announcement of the examination results for the first examination available after a student completes an applicable educational program.
- “Placement Rate Employed in the Field” is calculated by dividing the number of graduates gainfully employed in the field by the number of graduates available for employment.
- “Number of Graduates Taking Exam” is the number of graduates who took the first available exam in the reported calendar year.
- “First Available Exam Date” is the date for the first available exam after a student completed a program.
- “Passage Rate” is calculated by dividing the number of graduates who passed the exam by the number of graduates who took the reported licensing exam.
- “Number Who Passed First Available Exam” is the number of graduates who took and passed the first available licensing exam after completing the program.
- “Salary” is as reported by graduate or graduate’s employer.
- “No Salary Information Reported” is the number of graduates for whom, after making reasonable attempts, the school was not able to obtain salary information.



School Performance Fact Sheet
Performance Diploma – 4 years
2017-2018 Calendar Year (Data from Annual Report)

School Performance Fact Sheet
Performance Diploma – 4 years
2017-2018 Calendar Year (Data from Annual Report)

ON-TIME COMPLETION RATES (GRADUATION RATES)

Calendar Year	Number of Students who Began the Program	Students Available for Graduation	Number of On-time Graduates	On-time Completion Rates
2017	2	2	2	100%
2018	0	0	0	--

Student's Initials: _____ Date: _____

Initial only after you have had sufficient time to read and understand the information.

School Performance Fact Sheet
Performance Diploma – 4 years
2017-2018 Calendar Year (Data from Annual Report)

JOB PLACEMENT RATES

Calendar Year	Number of Students Who Began Program	Number of Graduates	Graduates Available for Employment	Graduates Employed in the Field	Placement Rate Employed in the Field
2017	2	2	0	0	--
2018	0	0	0	0	--

A list of sources used to substantiate salary disclosures are available from the school. Pursuant to CEC 94910(f)(3), The Colburn School maintains a list of objective sources of information used to substantiate the salary disclosure. These objective sources include the American Federation of Musicians, the International Conference of Symphony and Opera Musicians, the Organization of Canadian Symphony Musicians, and the Regional Orchestra Players Association. This list of objective sources is kept in the Conservatory Office and is available upon request.

GAINFUL EMPLOYED CATEGORIES

Part-time vs. Full-time Employment

Calendar Year	Graduates employed in the field 20-29 hrs. per week	Graduates employed in the field at least 30 hrs. per week	Total graduates employed in the field
2017	0	0	0
2018	0	0	0

Single Position vs. Concurrent Aggregated Position

Calendar Year	Graduates employed in the field in a single position	Graduates employed in the field in concurrent aggregated positions	Total graduates employed in the field
2017	0	0	0
2018	0	0	0

Self-employed/Freelance Positions

Calendar Year	Graduates employed who are self-employed or working freelance	Total graduates employed in the field
2017	0	0
2018	0	0

School Performance Fact Sheet
Performance Diploma – 4 years
2017-2018 Calendar Year (Data from Annual Report)

Institutional Employment

Calendar Year	Graduates Employed in the field who are employed by the Colburn School	Total graduates employed in the field
2017	0	0
2018	0	0

Student's Initials: _____ Date: _____

Initial only after you have had sufficient time to read and understand the information.

School Performance Fact Sheet
Performance Diploma – 4 years

2017-2018 Calendar Year (Data from Annual Report)

EXAMINATION PASSAGE RATES

Calendar Year	Number of Graduates in Calendar Year	Number of Graduates Taking Exams	Number Who Passed First Available Exam	Number Who Failed First Available Exam	Passage Rate
2017	2	n/a	n/a	n/a	n/a
2018	0	n/a	n/a	n/a	n/a

Licensure examination passage data is not available from the state agency administering the examination. We are unable to collect data from 28 graduates. The programs offered by The Colburn School Conservatory of Music does not prepare graduates to be licensed.

Student's Initials: _____ Date: _____

Initial only after you have had sufficient time to read and understand the information.

School Performance Fact Sheet
Performance Diploma – 4 years

2017-2018 Calendar Year (Data from Annual Report)

SALARY AND WAGE INFORMATION

Calendar Year	Graduates Available for Employment	Graduates Employed in the Field	\$20,001-\$25,000	\$25,001-\$40,000	\$40,001-\$45,000	\$45,001-\$50,000	No Salary information reported
2017	0	0	0	0	0	0	0
2018	0	0	0	0	0	0	0

A list of sources used to substantiate salary disclosures are available from the school. Pursuant to CEC 94910(f)(3), The Colburn School maintains a list of objective sources of information used to substantiate the salary disclosure. These objective sources include the American Federation of Musicians, the International Conference of Symphony and Opera Musicians, the Organization of Canadian Symphony Musicians, and the Regional Orchestra Players Association. This list of objective sources is kept in the Conservatory Office and is available upon request.

Student's Initials: _____ Date: _____

Initial only after you have had sufficient time to read and understand the information.

COST OF EDUCATIONAL PROGRAM

Total charges for the program for students completing on time in 2017: \$12,000

Total charges may be higher for students that do not complete on time.

Total charges for the program for students completing on time in 2018: \$12,000.

Total charges may be higher for students that do not complete on time.

Student's Initials: _____ Date: _____

Initial only after you have had sufficient time to read and understand the information.

School Performance Fact Sheet
Performance Diploma – 4 years
2017-2018 Calendar Year (Data from Annual Report)

FEDERAL STUDENT LOAN DEBT

Students at The Colburn School are not eligible for federal student loans. This institution does not meet the U.S. Department of Education criteria that would allow its students to participate in federal student aid programs.

Student's Initials: _____ Date: _____

Initial only after you have had sufficient time to read and understand the information.

This fact sheet is filed with the Bureau for Private Postsecondary Education. Regardless of any information you may have relating to completion rates, placement rates, starting salaries, or license exam passage rates, this fact sheet contains the information as calculated pursuant to state law.

Any questions a student may have regarding this fact sheet that have not been satisfactorily answered by the institution may be directed to the Bureau for Private Postsecondary Education at 1747 N. Market Blvd, Suite 225, Sacramento, CA 95834, www.bppe.ca.gov, toll-free telephone number (888) 370-7589 or by fax (916) 263-1897.

I have read and understand this School Performance Fact Sheet. The School Performance Fact Sheet was reviewed and discussed with a school official prior to signing an enrollment agreement.

Student Signature

PRINT Student Name

Date

School Official Signature


Date

School Performance Fact Sheet
Performance Diploma – 4 years

2017-2018 Calendar Year (Data from Annual Report)

DEFINITIONS

- “Number of Students Who Began the Program” means the number of students who began a program who were scheduled to complete the program within 100% of the published program length within the reporting calendar year and excludes all students who cancelled during the cancellation period.
- “Students Available for Graduation” is the number of students who began the program minus the number of students who have died, been incarcerated, or been called to active military duty.
- “Number of On-time Graduates” is the number of students who completed the program within 100% of the published program length within the reporting calendar year.
- “On-time Completion Rate” is the number of on-time graduates divided by the number of students available for graduation.
- “Graduates Available for Employment” means the number of graduates minus the number of graduates unavailable for employment.
- “Graduates Unavailable for Employment” means the graduates who, after graduation, die, become incarcerated, are called to active military duty, are international students that leave the United States or do not have a visa allowing employment in the United States, or are continuing their education in an accredited or bureau-approved postsecondary institution.
- “Graduates Employed in the Field” means graduates who beginning within six months after a student completes the applicable educational program are gainfully employed, whose employment has been reported, and for whom the institution has documented verification of employment. For occupations for which the state requires passing an examination, the six months period begins after the announcement of the examination results for the first examination available after a student completes an applicable educational program.
- “Placement Rate Employed in the Field” is calculated by dividing the number of graduates gainfully employed in the field by the number of graduates available for employment.
- “Number of Graduates Taking Exam” is the number of graduates who took the first available exam in the reported calendar year.
- “First Available Exam Date” is the date for the first available exam after a student completed a program.
- “Passage Rate” is calculated by dividing the number of graduates who passed the exam by the number of graduates who took the reported licensing exam.
- “Number Who Passed First Available Exam” is the number of graduates who took and passed the first available licensing exam after completing the program.
- “Salary” is as reported by graduate or graduate’s employer.
- “No Salary Information Reported” is the number of graduates for whom, after making reasonable attempts, the school was not able to obtain salary information.



School Performance Fact Sheet
Master of Music Degree – 2 years
2017-2018 Calendar Year (Data from Annual Report)

School Performance Fact Sheet
Master of Music Degree – 2 years
2017-2018 Calendar Year (Data from Annual Report)

ON-TIME COMPLETION RATES (GRADUATION RATES)

Calendar Year	Number of Students who Began the Program	Students Available for Graduation	Number of On-time Graduates	On-time Completion Rates
2017	13	11	11	84.6%
2018	9	7	7	100%

Student's Initials: _____ Date: _____

Initial only after you have had sufficient time to read and understand the information.

School Performance Fact Sheet
Master of Music Degree – 2 years
2017-2018 Calendar Year (Data from Annual Report)

JOB PLACEMENT RATES

Calendar Year	Number of Students Who Began Program	Number of Graduates	Graduates Available for Employment	Graduates Employed in the Field	Placement Rate Employed in the Field
2017	13	8	4	4	50%
2018	9	7	2	2	100%

A list of sources used to substantiate salary disclosures are available from the school. Pursuant to CEC 94910(f)(3), The Colburn School maintains a list of objective sources of information used to substantiate the salary disclosure. These objective sources include the American Federation of Musicians, the International Conference of Symphony and Opera Musicians, the Organization of Canadian Symphony Musicians, and the Regional Orchestra Players Association. This list of objective sources is kept in the Conservatory Office and is available upon request.

GAINFUL EMPLOYED CATEGORIES

Part-time vs. Full-time Employment

Calendar Year	Graduates employed in the field 20-29 hrs. per week	Graduates employed in the field at least 30 hrs. per week	Total graduates employed in the field
2017	2	2	4
2018	0	2	2

Single Position vs. Concurrent Aggregated Position

Calendar Year	Graduates employed in the field in a single position	Graduates employed in the field in concurrent aggregated positions	Total graduates employed in the field
2017	1	3	4
2018	2	0	2

Self-employed/Freelance Positions

Calendar Year	Graduates employed who are self-employed or working freelance	Total graduates employed in the field
2017	2	4
2018	2	2

School Performance Fact Sheet
Master of Music Degree – 2 years
2017-2018 Calendar Year (Data from Annual Report)

Institutional Employment

Calendar Year	Graduates Employed in the field who are employed by the Colburn School	Total graduates employed in the field
2017	0	4
2018	0	2

Student's Initials: _____ Date: _____

Initial only after you have had sufficient time to read and understand the information.

School Performance Fact Sheet
Master of Music Degree – 2 years
2017-2018 Calendar Year (Data from Annual Report)

EXAMINATION PASSAGE RATES

Calendar Year	Number of Graduates in Calendar Year	Number of Graduates Taking Exams	Number Who Passed First Available Exam	Number Who Failed First Available Exam	Passage Rate
2017	11	n/a	n/a	n/a	n/a
2018	7	n/a	n/a	n/a	n/a

Licensure examination passage data is not available from the state agency administering the examination. We are unable to collect data from 18 graduates. The programs offered by The Colburn School Conservatory of Music does not prepare graduates to be licensed.

Student's Initials: _____ Date: _____

Initial only after you have had sufficient time to read and understand the information.

School Performance Fact Sheet
Master of Music Degree – 2 years
2017-2018 Calendar Year (Data from Annual Report)

SALARY AND WAGE INFORMATION

Calendar Year	Graduates Available for Employment	Graduates Employed in the Field	\$20,001-\$25,000	\$25,001-\$40,000	\$40,001-\$45,000	\$45,001-\$50,000	No Salary information reported
2017	4	4	0	0	0	0	4
2018	2	2	0	0	0	0	2

A list of sources used to substantiate salary disclosures are available from the school. Pursuant to CEC 94910(f)(3), The Colburn School maintains a list of objective sources of information used to substantiate the salary disclosure. These objective sources include the American Federation of Musicians, the International Conference of Symphony and Opera Musicians, the Organization of Canadian Symphony Musicians, and the Regional Orchestra Players Association. This list of objective sources is kept in the Conservatory Office and is available upon request.

Student's Initials: _____ Date: _____

Initial only after you have had sufficient time to read and understand the information.

COST OF EDUCATIONAL PROGRAM

Total charges for the program for students completing on time in 2017: \$6,000.

Total charges may be higher for students that do not complete on time.

Total charges for the program for students completing on time in 2018: \$6,000.

Total charges may be higher for students that do not complete on time.

Student's Initials: _____ Date: _____

Initial only after you have had sufficient time to read and understand the information.

School Performance Fact Sheet
Master of Music Degree – 2 years
2017-2018 Calendar Year (Data from Annual Report)

FEDERAL STUDENT LOAN DEBT

Students at The Colburn School are not eligible for federal student loans. This institution does not meet the U.S. Department of Education criteria that would allow its students to participate in federal student aid programs.

Student's Initials: _____ Date: _____

Initial only after you have had sufficient time to read and understand the information.

This fact sheet is filed with the Bureau for Private Postsecondary Education. Regardless of any information you may have relating to completion rates, placement rates, starting salaries, or license exam passage rates, this fact sheet contains the information as calculated pursuant to state law.

Any questions a student may have regarding this fact sheet that have not been satisfactorily answered by the institution may be directed to the Bureau for Private Postsecondary Education at 1747 N. Market Blvd, Suite 225, Sacramento, CA 95834, www.bppe.ca.gov, toll-free telephone number (888) 370-7589 or by fax (916) 263-1897.

I have read and understand this School Performance Fact Sheet. The School Performance Fact Sheet was reviewed and discussed with a school official prior to signing an enrollment agreement.

Student Signature

PRINT Student Name

Date


School Official Signature

Date

School Performance Fact Sheet
Master of Music Degree – 2 years
2017-2018 Calendar Year (Data from Annual Report)

DEFINITIONS

- “Number of Students Who Began the Program” means the number of students who began a program who were scheduled to complete the program within 100% of the published program length within the reporting calendar year and excludes all students who cancelled during the cancellation period.
- “Students Available for Graduation” is the number of students who began the program minus the number of students who have died, been incarcerated, or been called to active military duty.
- “Number of On-time Graduates” is the number of students who completed the program within 100% of the published program length within the reporting calendar year.
- “On-time Completion Rate” is the number of on-time graduates divided by the number of students available for graduation.
- “Graduates Available for Employment” means the number of graduates minus the number of graduates unavailable for employment.
- “Graduates Unavailable for Employment” means the graduates who, after graduation, die, become incarcerated, are called to active military duty, are international students that leave the United States or do not have a visa allowing employment in the United States, or are continuing their education in an accredited or bureau-approved postsecondary institution.
- “Graduates Employed in the Field” means graduates who beginning within six months after a student completes the applicable educational program are gainfully employed, whose employment has been reported, and for whom the institution has documented verification of employment. For occupations for which the state requires passing an examination, the six months period begins after the announcement of the examination results for the first examination available after a student completes an applicable educational program.
- “Placement Rate Employed in the Field” is calculated by dividing the number of graduates gainfully employed in the field by the number of graduates available for employment.
- “Number of Graduates Taking Exam” is the number of graduates who took the first available exam in the reported calendar year.
- “First Available Exam Date” is the date for the first available exam after a student completed a program.
- “Passage Rate” is calculated by dividing the number of graduates who passed the exam by the number of graduates who took the reported licensing exam.
- “Number Who Passed First Available Exam” is the number of graduates who took and passed the first available licensing exam after completing the program.
- “Salary” is as reported by graduate or graduate’s employer.
- “No Salary Information Reported” is the number of graduates for whom, after making reasonable attempts, the school was not able to obtain salary information.



School Performance Fact Sheet
Professional Studies Certificate – 2 to 4 years
2017-2018 Calendar Year (Data from Annual Report)

School Performance Fact Sheet
Professional Studies Certificate – 2 to 4 years
2017-2018 Calendar Year (Data from Annual Report)

ON-TIME COMPLETION RATES (GRADUATION RATES)

Calendar Year	Number of Students who Began the Program	Students Available for Graduation	Number of On-time Graduates	On-time Completion Rates
2017	8	8	8	100%
2018	8	6	6	100%

Student's Initials: _____ Date: _____

Initial only after you have had sufficient time to read and understand the information.

School Performance Fact Sheet
Professional Studies Certificate – 2 to 4 years
2017-2018 Calendar Year (Data from Annual Report)

JOB PLACEMENT RATES

Calendar Year	Number of Students Who Began Program	Number of Graduates	Graduates Available for Employment	Graduates Employed in the Field	Placement Rate Employed in the Field
2017	8	8	6	6	75%
2018	8	6	5	3	60%

A list of sources used to substantiate salary disclosures are available from the school. Pursuant to CEC 94910(f)(3), The Colburn School maintains a list of objective sources of information used to substantiate the salary disclosure. These objective sources include the American Federation of Musicians, the International Conference of Symphony and Opera Musicians, the Organization of Canadian Symphony Musicians, and the Regional Orchestra Players Association. This list of objective sources is kept in the Conservatory Office and is available upon request.

GAINFUL EMPLOYED CATEGORIES

Part-time vs. Full-time Employment

Calendar Year	Graduates employed in the field 20-29 hrs. per week	Graduates employed in the field at least 30 hrs. per week	Total graduates employed in the field
2017	3	3	6
2018	0	3	3

Single Position vs. Concurrent Aggregated Position

Calendar Year	Graduates employed in the field in a single position	Graduates employed in the field in concurrent aggregated positions	Total graduates employed in the field
2017	3	3	6
2018	3	0	3

Self-employed/Freelance Positions

Calendar Year	Graduates employed who are self-employed or working freelance	Total graduates employed in the field
2017	3	6
2018	2	3

School Performance Fact Sheet
Professional Studies Certificate – 2 to 4 years
2017-2018 Calendar Year (Data from Annual Report)

Institutional Employment

Calendar Year	Graduates Employed in the field who are employed by the Colburn School	Total graduates employed in the field
2017	0	6
2018	0	3

Student's Initials: _____ Date: _____

Initial only after you have had sufficient time to read and understand the information.

School Performance Fact Sheet
Professional Studies Certificate – 2 to 4 years
2017-2018 Calendar Year (Data from Annual Report)

EXAMINATION PASSAGE RATES

Calendar Year	Number of Graduates in Calendar Year	Number of Graduates Taking Exams	Number Who Passed First Available Exam	Number Who Failed First Available Exam	Passage Rate
2017	8	n/a	n/a	n/a	n/a
2018	3	n/a	n/a	n/a	n/a

Licensure examination passage data is not available from the state agency administering the examination. We are unable to collect data from 11 graduates. The programs offered by The Colburn School Conservatory of Music does not prepare graduates to be licensed.

Student's Initials: _____ Date: _____

Initial only after you have had sufficient time to read and understand the information.

School Performance Fact Sheet
Professional Studies Certificate – 2 to 4 years
2017-2018 Calendar Year (Data from Annual Report)

SALARY AND WAGE INFORMATION

Calendar Year	Graduates Available for Employment	Graduates Employed in the Field	\$20,001-\$25,000	\$25,001-\$40,000	\$40,001-\$45,000	\$45,001-\$50,000	No Salary information reported
2017	6	6	0	0	0	0	6
2018	5	3	0	0	0	0	3

A list of sources used to substantiate salary disclosures are available from the school. Pursuant to CEC 94910(f)(3), The Colburn School maintains a list of objective sources of information used to substantiate the salary disclosure. These objective sources include the American Federation of Musicians, the International Conference of Symphony and Opera Musicians, the Organization of Canadian Symphony Musicians, and the Regional Orchestra Players Association. This list of objective sources is kept in the Conservatory Office and is available upon request.

Student's Initials: _____ Date: _____

Initial only after you have had sufficient time to read and understand the information.

COST OF EDUCATIONAL PROGRAM

Total charges for the program for students completing on time in 2017: \$6,000.

Total charges may be higher for students that do not complete on time.

Total charges for the program for students completing on time in 2018: \$6,000.

Total charges may be higher for students that do not complete on time.

Student's Initials: _____ Date: _____

Initial only after you have had sufficient time to read and understand the information.

School Performance Fact Sheet
Professional Studies Certificate – 2 to 4 years
2017-2018 Calendar Year (Data from Annual Report)

FEDERAL STUDENT LOAN DEBT

Students at The Colburn School are not eligible for federal student loans. This institution does not meet the U.S. Department of Education criteria that would allow its students to participate in federal student aid programs.

Student's Initials: _____ Date: _____

Initial only after you have had sufficient time to read and understand the information.

This fact sheet is filed with the Bureau for Private Postsecondary Education. Regardless of any information you may have relating to completion rates, placement rates, starting salaries, or license exam passage rates, this fact sheet contains the information as calculated pursuant to state law.

Any questions a student may have regarding this fact sheet that have not been satisfactorily answered by the institution may be directed to the Bureau for Private Postsecondary Education at 1747 N. Market Blvd, Suite 225, Sacramento, CA 95834, www.bppe.ca.gov, toll-free telephone number (888) 370-7589 or by fax (916) 263-1897.

I have read and understand this School Performance Fact Sheet. The School Performance Fact Sheet was reviewed and discussed with a school official prior to signing an enrollment agreement.

Student Signature

PRINT Student Name

Date

School Official Signature

Date

School Performance Fact Sheet
Professional Studies Certificate – 2 to 4 years
2017-2018 Calendar Year (Data from Annual Report)

DEFINITIONS

- “Number of Students Who Began the Program” means the number of students who began a program who were scheduled to complete the program within 100% of the published program length within the reporting calendar year and excludes all students who cancelled during the cancellation period.
- “Students Available for Graduation” is the number of students who began the program minus the number of students who have died, been incarcerated, or been called to active military duty.
- “Number of On-time Graduates” is the number of students who completed the program within 100% of the published program length within the reporting calendar year.
- “On-time Completion Rate” is the number of on-time graduates divided by the number of students available for graduation.
- “Graduates Available for Employment” means the number of graduates minus the number of graduates unavailable for employment.
- “Graduates Unavailable for Employment” means the graduates who, after graduation, die, become incarcerated, are called to active military duty, are international students that leave the United States or do not have a visa allowing employment in the United States, or are continuing their education in an accredited or bureau-approved postsecondary institution.
- “Graduates Employed in the Field” means graduates who beginning within six months after a student completes the applicable educational program are gainfully employed, whose employment has been reported, and for whom the institution has documented verification of employment. For occupations for which the state requires passing an examination, the six months period begins after the announcement of the examination results for the first examination available after a student completes an applicable educational program.
- “Placement Rate Employed in the Field” is calculated by dividing the number of graduates gainfully employed in the field by the number of graduates available for employment.
- “Number of Graduates Taking Exam” is the number of graduates who took the first available exam in the reported calendar year.
- “First Available Exam Date” is the date for the first available exam after a student completed a program.
- “Passage Rate” is calculated by dividing the number of graduates who passed the exam by the number of graduates who took the reported licensing exam.
- “Number Who Passed First Available Exam” is the number of graduates who took and passed the first available licensing exam after completing the program.
- “Salary” is as reported by graduate or graduate’s employer.
- “No Salary Information Reported” is the number of graduates for whom, after making reasonable attempts, the school was not able to obtain salary information.