

Glendale Career College
 240 N. Brand Blvd. Lower Level | Glendale, CA 91203
 818-243-1131 | www.GlendaleCareer.com

SCHOOL PERFORMANCE FACT SHEET
 CALENDAR YEARS 2017 & 2018

Associate of Science in Healthcare Administration – 80 Weeks

On-Time Completion Rates (Graduation Rates)

Includes data for the two calendar years prior to reporting.

Calendar Year	Number of Students Who Began the Program	Students Available for Graduation	Number of On-Time Graduates	On-Time Completion Rate
2017	8	8	3	38%
2018	6	6	1	17%

Student's Initials: _____ Date: _____

Initial only after you have had sufficient time to read and understand the information.

Students Completing Within 150% of the Published Program Length

Calendar Year	Number of Students Who Began the Program	Students Available for Graduation	150% Graduates	150% Completion Rate
2015	6	6	5	83%
2016	6	6	5	83%
2017	8	8	6	75%
2018	6	6	2	33%

2015-2016 Included if the program is more than one year in length.

Student's Initials: _____ Date: _____

Initial only after you have had sufficient time to read and understand the information.

Job Placement Rates (includes data for the two calendar years prior to reporting)

Calendar Year	Number of Students Who Began Program	Number of Graduates	Graduates Available for Employment	Graduates Employed in the Field	Placement Rate % Employed in the Field
2017	8	6	6	4	67%
2018	6	2	2	2	100%

You may obtain from the institution a list of the employment positions determined to be in the field for which a student received education and training. (To obtain this list, please ask an institutional representative or you can review the list on the institution's website at <http://www.glendalecareer.com/consumer-information>.)

Gainfully Employed Categories (includes data for the two calendar years prior to reporting)

Part-Time vs. Full-Time Employment

Calendar Year	Graduate Employed in the Field 20-29 Hours Per Week	Graduates Employed in the Field at Least 30 Hours Per Week	Total Graduates Employed in the Field
2017	1	3	4
2018	0	2	2

Single Position vs. Concurrent Aggregated Position

Calendar Year	Graduates Employed in the Field in a Single Position	Graduates Employed in the Field in Concurrent Aggregated Positions	Total Graduates Employed in the Field
2017	4	0	4
2018	2	0	2

Self-Employed / Freelance Positions

Calendar Year	Graduates Employed who are Self-Employed or Working Freelance	Total Graduates Employed in the Field
2017	0	4
2018	0	2

Institutional Employment

Calendar Year	Graduates Employed in the Field who are Employed by the Institution, an Employer Owned by the Institution, or an Employer who Shares Ownership with the Institution.	Total Graduates Employed in the Field
2017	0	4
2018	0	2

Student's Initials: _____ Date: _____

Initial only after you have had sufficient time to read and understand the information.



License Examination Passage Rates (includes data for the two calendar years prior to reporting)

Calendar Year	Number of Graduates in Calendar Year	Number of Graduates Taking Exam	Number Who Passed First Available Exam	Number Who Failed First Available Exam	Passage Rate
2017	N/A*	N/A*	N/A*	N/A*	N/A*
2018	N/A*	N/A*	N/A*	N/A*	N/A*

*Graduates from the Associate of Science in Health Administration program do not need to pass a state licensing examination in order to work in the field.

Student's Initials: _____ Date: _____

Initial only after you have had sufficient time to read and understand the information.

Salary and Wage Information (includes data for the two calendar years prior to reporting)

Annual salary and wages reported for graduates employed in the field.

Calendar Year	Graduates Available for Employment	Graduates Employed in Field	\$15,001 - \$20,000	\$20,001 - \$25,000	\$25,001 - \$30,000	\$30,001 - \$35,000	\$35,001 - \$40,000	\$40,001 - \$45,000	\$45,001 - \$50,000	\$55,001 - \$60,000	No Salary Information Reported
2017	6	4	1	0	1	0	1	0	0	1	0
2018	2	2	0	0	0	1	0	0	1	0	0

A list of sources used to substantiate salary disclosures is available from the school. To obtain this list, please ask an institutional representative.

Student's Initials: _____ Date: _____

Initial only after you have had sufficient time to read and understand the information.

Cost of Educational Program

Total charges for the program for students completing on-time in 2017: \$32,538.00.

Total charges may be higher for students that do not complete on time.

Total charges for the program for students completing on-time in 2018: \$ 31,900.00.

Total charges may be higher for students that do not complete on time.

Student's Initials: _____ Date: _____

Initial only after you have had sufficient time to read and understand the information.



Glendale Career College
240 N. Brand Blvd. Lower Level | Glendale, CA 91203
818-243-1131 | www.GlendaleCareer.com

Federal Student Loan Debt

Calendar Year(s)	Most recent three year cohort default rate, as reported by the United State Department of Education. ¹	The percentage of enrolled students in 2017/18 receiving federal student loans to pay for this program.	The percentage of graduates in 2017/18 who took out federal student loans to pay for this program.	The average amount of federal student loan debt of 2017/18 graduates who took out federal student loans at this institution.
2017	4.9%	100%	100%	\$12,541
2018	4.9%	83%	100%	\$15,989

¹The percentage of students who defaulted on their federal student loans is called the Cohort Default Rate (CDR). It shows the percentage of this school's students who were more than 270 days (9 months) behind on their federal student loans within three years of when the first payment was due. This is the most recent CDR reported by the U.S. Department of Education.

Student's Initials: _____ Date: _____

Initial only after you have had sufficient time to read and understand the information.

This fact sheet is filed with the Bureau for Private Postsecondary Education. Regardless of any information you may have relating to completion rates, placement rates, starting salaries, or license exam passage rates, this fact sheet contains the information as calculated pursuant to state law.

Any questions a student may have regarding this fact sheet that have not been satisfactorily answered by the institution may be directed to the Bureau for Private Postsecondary Education at 1747 N. Market Blvd, Suite 225, Sacramento, CA 95834, www.bppe.ca.gov, toll-free telephone number (888) 370-7589 or by fax (916) 263-1897.

 Student Name - Print

 Student Signature

 Date

 School Official

 Date

Definitions

- “Number of Students Who Began the Program” means the number of students who began a program who were scheduled to complete the program within 100% of the published program length within the reporting calendar year and excludes all students who cancelled during the cancellation period.
- “Students Available for Graduation” is the number of students who began the program minus the number of students who have died, been incarcerated, or been called to active military duty.
- “Number of On-time Graduates” is the number of students who completed the program within 100% of the published program length within the reporting calendar year.
- “On-time Completion Rate” is the number of on-time graduates divided by the number of students available for graduation.
- “150% Graduates” is the number of students who completed the program within 150% of the program length (includes on-time graduates).
- “150% Completion Rate” is the number of students who completed the program in the reported calendar year within 150% of the published program length, including on-time graduates, divided by the number of students available for graduation.
- “Graduates Available for Employment” means the number of graduates minus the number of graduates unavailable for employment.
- “Graduates Unavailable for Employment” means the graduates who, after graduation, die, become incarcerated, are called to active military duty, are international students that leave the United States or do not have a visa allowing employment in the United States, or are continuing their education in an accredited or bureau-approved postsecondary institution.
- “Graduates Employed in the Field” means graduates who beginning within six months after a student completes the applicable educational program are gainfully employed, whose employment has been reported, and for whom the institution has documented verification of employment. For occupations for which the state requires passing an examination, the six months period begins after the announcement of the examination results for the first examination available after a student completes an applicable educational program.
- “Placement Rate Employed in the Field” is calculated by dividing the number of graduates gainfully employed in the field by the number of graduates available for employment.
- “Number of Graduates Taking Exam” is the number of graduates who took the first available exam in the reported calendar year.
- “First Available Exam Date” is the date for the first available exam after a student completed a program.
- “Passage Rate” is calculated by dividing the number of graduates who passed the exam by the number of graduates who took the reported licensing exam.
- “Number Who Passed First Available Exam” is the number of graduates who took and passed the first available licensing exam after completing the program.
- “Salary” is as reported by graduate or graduate’s employer.
- “No Salary Information Reported” is the number of graduates for whom, after making reasonable attempts, the school was not able to obtain salary information.



Glendale Career College
240 N. Brand Blvd. Lower Level | Glendale, CA 91203
818-243-1131 | www.GlendaleCareer.com

STUDENT'S RIGHT TO CANCEL

1. If you are not accepted by the College, all monies will be refunded.
2. You have the right to cancel your program of study before you start your first day of class. All monies will be refunded.
3. If you start classes, but wish to cancel, you may cancel by midnight of the seventh calendar day after you have attended your first class. The last day you may exercise your right to cancel is: ____/____/____.
4. If you cancel your enrollment by midnight of the seventh calendar day after you have attended your first class, you will have no liability to the College, except for any supplies the College has provided to you that are not returned. A refund of monies paid, less the itemized cost of supplies will be refunded to you within 45 days of the cancellation date. Once you pay for the supplies, they are yours to keep without obligation.
5. Cancellation shall occur when you give written notice of cancellation at the address of the College appearing below. You cancel by mail or hand delivery.
6. The written notice of cancellation, if sent by mail properly addressed, with postage paid, is effective when postmarked. The notice of cancellation indicates you do not wish to be bound by your Enrollment Agreement. You may use the notice of cancellation appearing below or any other written notice you wish.
7. If you have received federal student financial aid funds, you are entitled to a refund of moneys not paid from federal student financial aid programs.

To cancel the contract, mail or deliver a signed and dated copy of the cancellation notice, or any other written notice to:

Glendale Career College
240 N. Brand Blvd, Lower Level
Glendale, CA 91203
Phone: 818-243-1131 Fax: 818-243-6028

I, _____, am cancelling my enrollment at the College.


Student's Signature: _____ Date: _____

REMEMBER THAT YOU MUST CANCEL IN WRITING.

You do not have the right to cancel by telephoning the College or by not attending class.

I certify that I have received a copy of the "STUDENT'S RIGHT TO CANCEL" form.

Initials: _____



Glendale Career College
240 N. Brand Blvd. Lower Level | Glendale, CA 91203
818-243-1131 | www.GlendaleCareer.com

SCHOOL PERFORMANCE FACT SHEET
CALENDAR YEARS 2017 & 2018

Associate of Arts in Nursing – 96 Weeks

On-Time Completion Rates (Graduation Rates)

Includes data for the two calendar years prior to reporting.

Calendar Year	Number of Students Who Began the Program	Students Available for Graduation	Number of On-Time Graduates	On-Time Completion Rate
2017	0	0	0	0%
2018	82	82	0	0%

Student's Initials: _____ Date: _____

Initial only after you have had sufficient time to read and understand the information.

Students Completing Within 150% of the Published Program Length

Calendar Year	Number of Students Who Began the Program	Students Available for Graduation	150% Graduates	150% Completion Rate
2015	0	0	0	0%
2016	0	0	0	0%
2017	0	0	0	0%
2018	82	82	61	74%

2015-2016 Included if the program is more than one year in length.

Student's Initials: _____ Date: _____

Initial only after you have had sufficient time to read and understand the information.

Job Placement Rates (includes data for the two calendar years prior to reporting)

Calendar Year	Number of Students Who Began Program	Number of Graduates	Graduates Available for Employment	Graduates Employed in the Field	Placement Rate % Employed in the Field
2017	0	0	0	0	0%
2018	82	61	61	38	62%

You may obtain from the institution a list of the employment positions determined to be in the field for which a student received education and training. (To obtain this list, please ask an institutional representative or you can review the list of the institution's website at <http://www.nw.edu/consumer-information>.)

Gainfully Employed Categories (includes data for the two calendar years prior to reporting)

Part-Time vs. Full-Time Employment

Calendar Year	Graduate Employed in the Field 20-29 Hours Per Week	Graduates Employed in the Field at Least 30 Hours Per Week	Total Graduates Employed in the Field
2017	0	0	0
2018	9	29	38

Single Position vs. Concurrent Aggregated Position

Calendar Year	Graduates Employed in the Field in a Single Position	Graduates Employed in the Field in Concurrent Aggregated Positions	Total Graduates Employed in the Field
2017	0	0	0
2018	38	0	38

Self-Employed / Freelance Positions

Calendar Year	Graduates Employed who are Self-Employed or Working Freelance	Total Graduates Employed in the Field
2017	0	0
2018	0	38

Institutional Employment

Calendar Year	Graduates Employed in the Field who are Employed by the Institution, an Employer Owned by the Institution, or an Employer who Shares Ownership with the Institution.	Total Graduates Employed in the Field
2017	0	0
2018	0	38

Student's Initials: _____ Date: _____

Initial only after you have had sufficient time to read and understand the information.



Glendale Career College
240 N. Brand Blvd. Lower Level | Glendale, CA 91203
818-243-1131 | www.GlendaleCareer.com

License Examination Passage Rates (includes data for the two calendar years prior to reporting)

Calendar Year	Number of Graduates in Calendar Year	Number of Graduates Taking Exam	Number Who Passed First Available Exam	Number Who Failed First Available Exam	Passage Rate
2017	0	0	0	0	0%
2018	61	59	51	8	86%

Licensure examination passage data is not available from the state agency administering the examination. We are unable to collect data from 0 graduates.

Student's Initials: _____ Date: _____

Initial only after you have had sufficient time to read and understand the information.

Salary and Wage Information (includes data for the two calendar years prior to reporting)

Calendar Year	Graduates Available for Employment	Graduates Employed in Field	\$30,001 - \$35,000	\$35,001 - \$40,000	\$40,001 - \$45,000	\$65,001 - \$70,000	\$70,001 - \$75,000	\$75,001 - \$80,000	\$85,001 - \$90,000	No Salary Information Reported
2017	0	0	0	0	0	0	0	0	0	0
2018	61	38	2	6	1	12	4	12	1	0

A list of sources used to substantiate salary disclosures is available from the school. To obtain this list, please ask an institutional representative.

Student's Initials: _____ Date: _____

Initial only after you have had sufficient time to read and understand the information.

Cost of Educational Program

Total charges for the program for students completing on-time in 2017: \$74,990.


Total charges may be higher for students that do not complete on time.

Total charges for the program for students completing on-time in 2018: \$74,990.

Total charges may be higher for students that do not complete on time.

Student's Initials: _____ Date: _____

Initial only after you have had sufficient time to read and understand the information.



Glendale Career College
240 N. Brand Blvd. Lower Level | Glendale, CA 91203
818-243-1131 | www.GlendaleCareer.com

Federal Student Loan Debt

Calendar Year(s)	Most recent three year cohort default rate, as reported by the United State Department of Education. ¹	The percentage of enrolled students in 2017/18 receiving federal student loans to pay for this program.	The percentage of graduates in 2017/18 who took out federal student loans to pay for this program.	The average amount of federal student loan debt of 2017/18 graduates who took out federal student loans at this institution.
2017	4.9%	n/a	n/a	n/a
2018	4.9%	78%	85%	\$22,090

¹The percentage of students who defaulted on their federal student loans is called the Cohort Default Rate (CDR). It shows the percentage of this school's students who were more than 270 days (9 months) behind on their federal student loans within three years of when the first payment was due. This is the most recent CDR reported by the U.S. Department of Education.

* Because this program is new, there is no data available about the 2017 cohort.

Student's Initials: _____ **Date:** _____

Initial only after you have had sufficient time to read and understand the information.

This fact sheet is filed with the Bureau for Private Postsecondary Education. Regardless of any information you may have relating to completion rates, placement rates, starting salaries, or license exam passage rates, this fact sheet contains the information as calculated pursuant to state law.

Any questions a student may have regarding this fact sheet that have not been satisfactorily answered by the institution may be directed to the Bureau for Private Postsecondary Education at 1747 N. Market Blvd, Suite 225, Sacramento, CA 95834, www.bppe.ca.gov, toll-free telephone number (888) 370-7589 or by fax (916) 263-1897.

 Student Name - Print

 Student Signature

 Date

 School Official

 Date

Definitions

- “Number of Students Who Began the Program” means the number of students who began a program who were scheduled to complete the program within 100% of the published program length within the reporting calendar year and excludes all students who cancelled during the cancellation period.
- “Students Available for Graduation” is the number of students who began the program minus the number of students who have died, been incarcerated, or been called to active military duty.
- “Number of On-time Graduates” is the number of students who completed the program within 100% of the published program length within the reporting calendar year.
- “On-time Completion Rate” is the number of on-time graduates divided by the number of students available for graduation.
- “150% Graduates” is the number of students who completed the program within 150% of the program length (includes on-time graduates).
- “150% Completion Rate” is the number of students who completed the program in the reported calendar year within 150% of the published program length, including on-time graduates, divided by the number of students available for graduation.
- “Graduates Available for Employment” means the number of graduates minus the number of graduates unavailable for employment.
- “Graduates Unavailable for Employment” means the graduates who, after graduation, die, become incarcerated, are called to active military duty, are international students that leave the United States or do not have a visa allowing employment in the United States, or are continuing their education in an accredited or bureau-approved postsecondary institution.
- “Graduates Employed in the Field” means graduates who beginning within six months after a student completes the applicable educational program are gainfully employed, whose employment has been reported, and for whom the institution has documented verification of employment. For occupations for which the state requires passing an examination, the six months period begins after the announcement of the examination results for the first examination available after a student completes an applicable educational program.
- “Placement Rate Employed in the Field” is calculated by dividing the number of graduates gainfully employed in the field by the number of graduates available for employment.
- “Number of Graduates Taking Exam” is the number of graduates who took the first available exam in the reported calendar year.
- “First Available Exam Date” is the date for the first available exam after a student completed a program.
- “Passage Rate” is calculated by dividing the number of graduates who passed the exam by the number of graduates who took the reported licensing exam.
- “Number Who Passed First Available Exam” is the number of graduates who took and passed the first available licensing exam after completing the program.
- “Salary” is as reported by graduate or graduate’s employer.
- “No Salary Information Reported” is the number of graduates for whom, after making reasonable attempts, the school was not able to obtain salary information.



Glendale Career College
240 N. Brand Blvd. Lower Level | Glendale, CA 91203
818-243-1131 | www.GlendaleCareer.com

STUDENT'S RIGHT TO CANCEL

1. If you are not accepted by the College, all monies will be refunded.
2. You have the right to cancel your program of study before you start your first day of class. All monies will be refunded.
3. If you start classes, but wish to cancel, you may cancel by midnight of the seventh calendar day after you have attended your first class. The last day you may exercise your right to cancel is: ____/____/____.
4. If you cancel your enrollment by midnight of the seventh calendar day after you have attended your first class, you will have no liability to the College, except for any supplies the College has provided to you that are not returned. A refund of monies paid, less the itemized cost of supplies will be refunded to you within 45 days of the cancellation date. Once you pay for the supplies, they are yours to keep without obligation.
5. Cancellation shall occur when you give written notice of cancellation at the address of the College appearing below. You cancel by mail or hand delivery.
6. The written notice of cancellation, if sent by mail properly addressed, with postage paid, is effective when postmarked. The notice of cancellation indicates you do not wish to be bound by your Enrollment Agreement. You may use the notice of cancellation appearing below or any other written notice you wish.
7. If you have received federal student financial aid funds, you are entitled to a refund of moneys not paid from federal student financial aid programs.

To cancel the contract, mail or deliver a signed and dated copy of the cancellation notice, or any other written notice to:

Glendale Career College
240 N. Brand Blvd, Lower Level
Glendale, CA 91203
Phone: 818-243-1131 Fax: 818-243-6028

I, _____, am cancelling my enrollment at the College.


Student's Signature: _____ Date: _____

REMEMBER THAT YOU MUST CANCEL IN WRITING.

You do not have the right to cancel by telephoning the College or by not attending class.

I certify that I have received a copy of the "STUDENT'S RIGHT TO CANCEL" form.

Initials: _____



Glendale Career College
 240 N. Brand Blvd. Lower Level | Glendale, CA 91203
 818-243-1131 | www.GlendaleCareer.com

SCHOOL PERFORMANCE FACT SHEET
CALENDAR YEARS 2017 & 2018

Bachelor of Science in Nursing (RN to BSN) – 144 Weeks

On-Time Completion Rates (Graduation Rates)

Includes data for the two calendar years prior to reporting.

Calendar Year	Number of Students Who Began the Program	Students Available for Graduation	Number of On-Time Graduates	On-Time Completion Rate
2017	0*	0	0	0
2018	0*	0	0	0

* = This program is new. Therefore, the number of students who graduate, the number of students who are placed, or the starting salary you can earn after finishing the educational program are unknown at this time. Information regarding general salary and placement statistics may be available from government sources or from the institution, but is not equivalent to actual performance data. This program began on 10/22/2018. As of 01/01/2023, two full years of data for this program will be available.

Student's Initials: _____ Date: _____

Initial only after you have had sufficient time to read and understand the information.

Students Completing Within 150% of the Published Program Length

Calendar Year	Number of Students Who Began the Program	Students Available for Graduation	150% Graduates	150% Completion Rate
2017	0*	0	0	0
2018	0*	0	0	0

*This program is new. Therefore, the number of students who graduate, the number of students who are placed, or the starting salary you can earn after finishing the educational program are unknown at this time.

Student's Initials: _____ Date: _____

Initial only after you have had sufficient time to read and understand the information.

Job Placement Rates (includes data for the two calendar years prior to reporting)

Calendar Year	Number of Students Who Began Program	Number of Graduates	Graduates Available for Employment	Graduates Employed in the Field	Placement Rate % Employed in the Field
2017	0*	0	0	0	0
2018	0*	0	0	0	0

*This program is new. Therefore, the number of students who graduate, the number of students who are placed, or the starting salary you can earn after finishing the educational program are unknown at this time.

You may obtain from the institution a list of the employment positions determined to be in the field for which a student received education and training. (To obtain this list, please ask an institutional representative or you can review the list on the institution's website at <http://www.glendalecareer.com/consumer-information>.)

Gainfully Employed Categories (includes data for the two calendar years prior to reporting)

Part-Time vs. Full-Time Employment

Calendar Year	Graduate Employed in the Field 20-29 Hours Per Week	Graduates Employed in the Field at Least 30 Hours Per Week	Total Graduates Employed in the Field
2017	0	0	0
2018	0	0	0

*This program is new. Therefore, the number of students who graduate, the number of students who are placed, or the starting salary you can earn after finishing the educational program are unknown at this time.

Single Position vs. Concurrent Aggregated Position

Calendar Year	Graduates Employed in the Field in a Single Position	Graduates Employed in the Field in Concurrent Aggregated Positions	Total Graduates Employed in the Field
2017	0	0	0
2018	0	0	0

*This program is new. Therefore, the number of students who graduate, the number of students who are placed, or the starting salary you can earn after finishing the educational program are unknown at this time.

Self-Employed / Freelance Positions

Calendar Year	Graduates Employed who are Self-Employed or Working Freelance	Total Graduates Employed in the Field
2017	0	0
2018	0	0

*This program is new. Therefore, the number of students who graduate, the number of students who are placed, or the starting salary you can earn after finishing the educational program are unknown at this time.


Institutional Employment

Calendar Year	Graduates Employed in the Field who are Employed by the Institution, an Employer Owned by the Institution, or an Employer who Shares Ownership with the Institution.	Total Graduates Employed in the Field
2017	0	0
2018	0	0

*This program is new. Therefore, the number of students who graduate, the number of students who are placed, or the starting salary you can earn after finishing the educational program are unknown at this time.

Student's Initials: _____ Date: _____

Initial only after you have had sufficient time to read and understand the information.



License Examination Passage Rates (includes data for the two calendar years prior to reporting)

Calendar Year	Number of Graduates in Calendar Year	Number of Graduates Taking Exam	Number Who Passed First Available Exam	Number Who Failed First Available Exam	Passage Rate
2017	N/A*	N/A*	N/A*	N/A*	N/A*
2018	N/A*	N/A*	N/A*	N/A*	N/A*

*Graduates from this program do not need to pass a state licensing examination in order to work in the field.

Student's Initials: _____ Date: _____

Initial only after you have had sufficient time to read and understand the information.

Salary and Wage Information (includes data for the two calendar years prior to reporting)

Annual salary and wages reported for graduates employed in the field.

Calendar Year	Graduates Available for Employment	Graduates Employed in Field	\$15,001 - \$20,000	\$20,001 - \$25,000	\$25,001 - \$30,000	\$30,001 - \$35,000	\$35,001 - \$40,000	\$40,001 - \$45,000	\$45,001 - \$50,000	No Salary Information Reported
2017	0*	0	0	0	0	0	0	0	0	0
2018	0*	0	0	0	0	0	0	0	0	0

*This program is new. Therefore, the number of students who graduate, the number of students who are placed, or the starting salary you can earn after finishing the educational program are unknown at this time.

A list of sources used to substantiate salary disclosures is available from the school. To obtain this list, please ask an institutional representative.

Student's Initials: _____ Date: _____

Initial only after you have had sufficient time to read and understand the information.

Cost of Educational Program

Total charges for the program for students completing on-time in 2017: \$105,000.

Total charges may be higher for students that do not complete on time.

Total charges for the program for students completing on-time in 2018: \$105,000.

Total charges may be higher for students that do not complete on time.

Student's Initials: _____ Date: _____

Initial only after you have had sufficient time to read and understand the information.



Glendale Career College
240 N. Brand Blvd. Lower Level | Glendale, CA 91203
818-243-1131 | www.GlendaleCareer.com

Federal Student Loan Debt

Calendar Year(s)	Most recent three year cohort default rate, as reported by the United State Department of Education. ¹	The percentage of enrolled students in 2017/18 receiving federal student loans to pay for this program.	The percentage of graduates in 2017/18 who took out federal student loans to pay for this program.	The average amount of federal student loan debt of 2017/18 graduates who took out federal student loans at this institution.
2017	4.9%	N/A	N/A	N/A
2018	4.9%	N/A	N/A	N/A

¹The percentage of students who defaulted on their federal student loans is called the Cohort Default Rate (CDR). It shows the percentage of this school's students who were more than 270 days (9 months) behind on their federal student loans within three years of when the first payment was due. This is the most recent CDR reported by the U.S. Department of Education.

*Because this program is new, there is no data available for the 2017 or 2018 cohort.

Student's Initials: _____ Date: _____

Initial only after you have had sufficient time to read and understand the information.

This fact sheet is filed with the Bureau for Private Postsecondary Education. Regardless of any information you may have relating to completion rates, placement rates, starting salaries, or license exam passage rates, this fact sheet contains the information as calculated pursuant to state law.

Any questions a student may have regarding this fact sheet that have not been satisfactorily answered by the institution may be directed to the Bureau for Private Postsecondary Education at 1747 N. Market Blvd, Suite 225, Sacramento, CA 95834, www.bppe.ca.gov, toll-free telephone number (888) 370-7589 or by fax (916) 263-1897.

 Student Name - Print

 Student Signature

 Date

 School Official

 Date

Definitions

- “Number of Students Who Began the Program” means the number of students who began a program who were scheduled to complete the program within 100% of the published program length within the reporting calendar year and excludes all students who cancelled during the cancellation period.
- “Students Available for Graduation” is the number of students who began the program minus the number of students who have died, been incarcerated, or been called to active military duty.
- “Number of On-time Graduates” is the number of students who completed the program within 100% of the published program length within the reporting calendar year.
- “On-time Completion Rate” is the number of on-time graduates divided by the number of students available for graduation.
- “150% Graduates” is the number of students who completed the program within 150% of the program length (includes on-time graduates).
- “150% Completion Rate” is the number of students who completed the program in the reported calendar year within 150% of the published program length, including on-time graduates, divided by the number of students available for graduation.
- “Graduates Available for Employment” means the number of graduates minus the number of graduates unavailable for employment.
- “Graduates Unavailable for Employment” means the graduates who, after graduation, die, become incarcerated, are called to active military duty, are international students that leave the United States or do not have a visa allowing employment in the United States, or are continuing their education in an accredited or bureau-approved postsecondary institution.
- “Graduates Employed in the Field” means graduates who beginning within six months after a student completes the applicable educational program are gainfully employed, whose employment has been reported, and for whom the institution has documented verification of employment. For occupations for which the state requires passing an examination, the six months period begins after the announcement of the examination results for the first examination available after a student completes an applicable educational program.
- “Placement Rate Employed in the Field” is calculated by dividing the number of graduates gainfully employed in the field by the number of graduates available for employment.
- “Number of Graduates Taking Exam” is the number of graduates who took the first available exam in the reported calendar year.
- “First Available Exam Date” is the date for the first available exam after a student completed a program.
- “Passage Rate” is calculated by dividing the number of graduates who passed the exam by the number of graduates who took the reported licensing exam.
- “Number Who Passed First Available Exam” is the number of graduates who took and passed the first available licensing exam after completing the program.
- “Salary” is as reported by graduate or graduate’s employer.
- “No Salary Information Reported” is the number of graduates for whom, after making reasonable attempts, the school was not able to obtain salary information.



Glendale Career College
240 N. Brand Blvd. Lower Level | Glendale, CA 91203
818-243-1131 | www.GlendaleCareer.com

STUDENT'S RIGHT TO CANCEL

1. If you are not accepted by the College, all monies will be refunded.
2. You have the right to cancel your program of study before you start your first day of class. All monies will be refunded.
3. If you start classes, but wish to cancel, you may cancel by midnight of the seventh calendar day after you have attended your first class. The last day you may exercise your right to cancel is: ____/____/____.
4. If you cancel your enrollment by midnight of the seventh calendar day after you have attended your first class, you will have no liability to the College, except for any supplies the College has provided to you that are not returned. A refund of monies paid, less the itemized cost of supplies will be refunded to you within 45 days of the cancellation date. Once you pay for the supplies, they are yours to keep without obligation.
5. Cancellation shall occur when you give written notice of cancellation at the address of the College appearing below. You cancel by mail or hand delivery.
6. The written notice of cancellation, if sent by mail properly addressed, with postage paid, is effective when postmarked. The notice of cancellation indicates you do not wish to be bound by your Enrollment Agreement. You may use the notice of cancellation appearing below or any other written notice you wish.
7. If you have received federal student financial aid funds, you are entitled to a refund of moneys not paid from federal student financial aid programs.

To cancel the contract, mail or deliver a signed and dated copy of the cancellation notice, or any other written notice to:

Glendale Career College
240 N. Brand Blvd, Lower Level
Glendale, CA 91203
Phone: 818-243-1131 Fax: 818-243-6028

I, _____, am cancelling my enrollment at the College.


Student's Signature: _____ Date: _____

REMEMBER THAT YOU MUST CANCEL IN WRITING.

You do not have the right to cancel by telephoning the College or by not attending class.

I certify that I have received a copy of the "STUDENT'S RIGHT TO CANCEL" form.

Initials: _____



Glendale Career College
 240 N. Brand Blvd. Lower Level | Glendale, CA 91203
 818-243-1131 | www.GlendaleCareer.com

SCHOOL PERFORMANCE FACT SHEET
CALENDAR YEARS 2017 & 2018

Business Office Administration – 40 Weeks

On-Time Completion Rates (Graduation Rates)

Includes data for the two calendar years prior to reporting.

Calendar Year	Number of Students Who Began the Program	Students Available for Graduation	Number of On-Time Graduates	On-Time Completion Rate
2017	0*	0	0	0
2018	0*	0	0	0

* = This program is new. Therefore, the number of students who graduate, the number of students who are placed, or the starting salary you can earn after finishing the educational program are unknown at this time. Information regarding general salary and placement statistics may be available from government sources or from the institution, but is not equivalent to actual performance data. This program was approved in March 2017. As of 01/01/2023, two full years of data for this program will be available.

Student's Initials: _____ Date: _____

Initial only after you have had sufficient time to read and understand the information.

Students Completing Within 150% of the Published Program Length

Calendar Year	Number of Students Who Began the Program	Students Available for Graduation	150% Graduates	150% Completion Rate
2017	0*	0	0	0
2018	0*	0	0	0

*This program is new. Therefore, the number of students who graduate, the number of students who are placed, or the starting salary you can earn after finishing the educational program are unknown at this time.

Student's Initials: _____ Date: _____

Initial only after you have had sufficient time to read and understand the information.

Job Placement Rates (includes data for the two calendar years prior to reporting)

Calendar Year	Number of Students Who Began Program	Number of Graduates	Graduates Available for Employment	Graduates Employed in the Field	Placement Rate % Employed in the Field
2017	0*	0	0	0	0
2018	0*	0	0	0	0

*This program is new. Therefore, the number of students who graduate, the number of students who are placed, or the starting salary you can earn after finishing the educational program are unknown at this time.

You may obtain from the institution a list of the employment positions determined to be in the field for which a student received education and training. (To obtain this list, please ask an institutional representative or you can review the list on the institution's website at <http://www.glendalecareer.com/consumer-information>.)

Gainfully Employed Categories (includes data for the two calendar years prior to reporting)

Part-Time vs. Full-Time Employment

Calendar Year	Graduate Employed in the Field 20-29 Hours Per Week	Graduates Employed in the Field at Least 30 Hours Per Week	Total Graduates Employed in the Field
2017	0	0	0
2018	0	0	0

*This program is new. Therefore, the number of students who graduate, the number of students who are placed, or the starting salary you can earn after finishing the educational program are unknown at this time.

Single Position vs. Concurrent Aggregated Position

Calendar Year	Graduates Employed in the Field in a Single Position	Graduates Employed in the Field in Concurrent Aggregated Positions	Total Graduates Employed in the Field
2017	0	0	0
2018	0	0	0

*This program is new. Therefore, the number of students who graduate, the number of students who are placed, or the starting salary you can earn after finishing the educational program are unknown at this time.

Self-Employed / Freelance Positions

Calendar Year	Graduates Employed who are Self-Employed or Working Freelance	Total Graduates Employed in the Field
2017	0	0
2018	0	0

*This program is new. Therefore, the number of students who graduate, the number of students who are placed, or the starting salary you can earn after finishing the educational program are unknown at this time.


Institutional Employment

Calendar Year	Graduates Employed in the Field who are Employed by the Institution, an Employer Owned by the Institution, or an Employer who Shares Ownership with the Institution.	Total Graduates Employed in the Field
2017	0	0
2018	0	0

*This program is new. Therefore, the number of students who graduate, the number of students who are placed, or the starting salary you can earn after finishing the educational program are unknown at this time.

Student's Initials: _____ Date: _____

Initial only after you have had sufficient time to read and understand the information.



License Examination Passage Rates (includes data for the two calendar years prior to reporting)

Calendar Year	Number of Graduates in Calendar Year	Number of Graduates Taking Exam	Number Who Passed First Available Exam	Number Who Failed First Available Exam	Passage Rate
2017	N/A*	N/A*	N/A*	N/A*	N/A*
2018	N/A*	N/A*	N/A*	N/A*	N/A*

*Graduates from the Business Office Administration program do not need to pass a state licensing examination in order to work in the field.

Student's Initials: _____ Date: _____

Initial only after you have had sufficient time to read and understand the information.

Salary and Wage Information (includes data for the two calendar years prior to reporting)

Annual salary and wages reported for graduates employed in the field.

Calendar Year	Graduates Available for Employment	Graduates Employed in Field	\$15,001 - \$20,000	\$20,001 - \$25,000	\$25,001 - \$30,000	\$30,001 - \$35,000	\$35,001 - \$40,000	\$40,001 - \$45,000	\$45,001 - \$50,000	No Salary Information Reported
2017	0*	0	0	0	0	0	0	0	0	0
2018	0*	0	0	0	0	0	0	0	0	0

*This program is new. Therefore, the number of students who graduate, the number of students who are placed, or the starting salary you can earn after finishing the educational program are unknown at this time.

A list of sources used to substantiate salary disclosures is available from the school. To obtain this list, please ask an institutional representative.

Student's Initials: _____ Date: _____

Initial only after you have had sufficient time to read and understand the information.

Cost of Educational Program

Total charges for the program for students completing on-time in 2017: \$15,995.


Total charges may be higher for students that do not complete on time.

Total charges for the program for students completing on-time in 2018: \$15,595.

Total charges may be higher for students that do not complete on time.

Student's Initials: _____ Date: _____

Initial only after you have had sufficient time to read and understand the information.



Glendale Career College
240 N. Brand Blvd. Lower Level | Glendale, CA 91203
818-243-1131 | www.GlendaleCareer.com

Federal Student Loan Debt

Calendar Year(s)	Most recent three year cohort default rate, as reported by the United State Department of Education. ¹	The percentage of enrolled students in 2017/18 receiving federal student loans to pay for this program.	The percentage of graduates in 2017/18 who took out federal student loans to pay for this program.	The average amount of federal student loan debt of 2017/18 graduates who took out federal student loans at this institution.
2017	4.9%	N/A	N/A	N/A
2018	4.9%	N/A	N/A	N/A

¹The percentage of students who defaulted on their federal student loans is called the Cohort Default Rate (CDR). It shows the percentage of this school's students who were more than 270 days (9 months) behind on their federal student loans within three years of when the first payment was due. This is the most recent CDR reported by the U.S. Department of Education.

*Because this program is new, there is no data available for the 2017 or 2018 cohort.

Student's Initials: _____ Date: _____

Initial only after you have had sufficient time to read and understand the information.

This fact sheet is filed with the Bureau for Private Postsecondary Education. Regardless of any information you may have relating to completion rates, placement rates, starting salaries, or license exam passage rates, this fact sheet contains the information as calculated pursuant to state law.

Any questions a student may have regarding this fact sheet that have not been satisfactorily answered by the institution may be directed to the Bureau for Private Postsecondary Education at 1747 N. Market Blvd, Suite 225, Sacramento, CA 95834, www.bppe.ca.gov, toll-free telephone number (888) 370-7589 or by fax (916) 263-1897.

 Student Name - Print

 Student Signature


 Date

 School Official

 Date

Definitions

- “Number of Students Who Began the Program” means the number of students who began a program who were scheduled to complete the program within 100% of the published program length within the reporting calendar year and excludes all students who cancelled during the cancellation period.
- “Students Available for Graduation” is the number of students who began the program minus the number of students who have died, been incarcerated, or been called to active military duty.
- “Number of On-time Graduates” is the number of students who completed the program within 100% of the published program length within the reporting calendar year.
- “On-time Completion Rate” is the number of on-time graduates divided by the number of students available for graduation.
- “150% Graduates” is the number of students who completed the program within 150% of the program length (includes on-time graduates).
- “150% Completion Rate” is the number of students who completed the program in the reported calendar year within 150% of the published program length, including on-time graduates, divided by the number of students available for graduation.
- “Graduates Available for Employment” means the number of graduates minus the number of graduates unavailable for employment.
- “Graduates Unavailable for Employment” means the graduates who, after graduation, die, become incarcerated, are called to active military duty, are international students that leave the United States or do not have a visa allowing employment in the United States, or are continuing their education in an accredited or bureau-approved postsecondary institution.
- “Graduates Employed in the Field” means graduates who beginning within six months after a student completes the applicable educational program are gainfully employed, whose employment has been reported, and for whom the institution has documented verification of employment. For occupations for which the state requires passing an examination, the six months period begins after the announcement of the examination results for the first examination available after a student completes an applicable educational program.
- “Placement Rate Employed in the Field” is calculated by dividing the number of graduates gainfully employed in the field by the number of graduates available for employment.
- “Number of Graduates Taking Exam” is the number of graduates who took the first available exam in the reported calendar year.
- “First Available Exam Date” is the date for the first available exam after a student completed a program.
- “Passage Rate” is calculated by dividing the number of graduates who passed the exam by the number of graduates who took the reported licensing exam.
- “Number Who Passed First Available Exam” is the number of graduates who took and passed the first available licensing exam after completing the program.
- “Salary” is as reported by graduate or graduate’s employer.
- “No Salary Information Reported” is the number of graduates for whom, after making reasonable attempts, the school was not able to obtain salary information.



Glendale Career College
240 N. Brand Blvd. Lower Level | Glendale, CA 91203
818-243-1131 | www.GlendaleCareer.com

STUDENT'S RIGHT TO CANCEL

1. If you are not accepted by the College, all monies will be refunded.
2. You have the right to cancel your program of study before you start your first day of class. All monies will be refunded.
3. If you start classes, but wish to cancel, you may cancel by midnight of the seventh calendar day after you have attended your first class. The last day you may exercise your right to cancel is: ____/____/____.
4. If you cancel your enrollment by midnight of the seventh calendar day after you have attended your first class, you will have no liability to the College, except for any supplies the College has provided to you that are not returned. A refund of monies paid, less the itemized cost of supplies will be refunded to you within 45 days of the cancellation date. Once you pay for the supplies, they are yours to keep without obligation.
5. Cancellation shall occur when you give written notice of cancellation at the address of the College appearing below. You cancel by mail or hand delivery.
6. The written notice of cancellation, if sent by mail properly addressed, with postage paid, is effective when postmarked. The notice of cancellation indicates you do not wish to be bound by your Enrollment Agreement. You may use the notice of cancellation appearing below or any other written notice you wish.
7. If you have received federal student financial aid funds, you are entitled to a refund of moneys not paid from federal student financial aid programs.

To cancel the contract, mail or deliver a signed and dated copy of the cancellation notice, or any other written notice to:

Glendale Career College
240 N. Brand Blvd, Lower Level
Glendale, CA 91203
Phone: 818-243-1131 Fax: 818-243-6028

I, _____, am cancelling my enrollment at the College.


Student's Signature: _____ Date: _____

REMEMBER THAT YOU MUST CANCEL IN WRITING.

You do not have the right to cancel by telephoning the College or by not attending class.

I certify that I have received a copy of the "STUDENT'S RIGHT TO CANCEL" form.

Initials: _____



Glendale Career College
 240 N. Brand Blvd. Lower Level | Glendale, CA 91203
 818-243-1131 | www.GlendaleCareer.com

SCHOOL PERFORMANCE FACT SHEET
 CALENDAR YEARS 2017 & 2018

Central Service Instrument Technician – 34 Weeks

On-Time Completion Rates (Graduation Rates)

Includes data for the two calendar years prior to reporting.

Calendar Year	Number of Students Who Began the Program	Students Available for Graduation	Number of On-Time Graduates	On-Time Completion Rate
2017	24	24	7	29%
2018	54	54	16	30%

Student's Initials: _____ Date: _____

Initial only after you have had sufficient time to read and understand the information.

Students Completing Within 150% of the Published Program Length

Calendar Year	Number of Students Who Began the Program	Students Available for Graduation	150% Graduates	150% Completion Rate
2015	24	24	18	75%
2016	17	17	14	82%
2017	24	24	17	71%
2018	54	54	38	70%

Student's Initials: _____ Date: _____

Initial only after you have had sufficient time to read and understand the information.

Job Placement Rates (includes data for the two calendar years prior to reporting)

Calendar Year	Number of Students Who Began Program	Number of Graduates	Graduates Available for Employment	Graduates Employed in the Field	Placement Rate % Employed in the Field
2017	24	17	17	11	65%
2018	54	38	38	23	61%

You may obtain from the institution a list of the employment positions determined to be in the field for which a student received education and training. (To obtain this list, please ask an institutional representative or you can review the list on the institution's website at <http://www.glendalecareer.com/consumer-information>.)

Gainfully Employed Categories (includes data for the two calendar years prior to reporting)

Part-Time vs. Full-Time Employment

Calendar Year	Graduate Employed in the Field 20-29 Hours Per Week	Graduates Employed in the Field at Least 30 Hours Per Week	Total Graduates Employed in the Field
2017	1	10	11
2018	2	21	23

Single Position vs. Concurrent Aggregated Position

Calendar Year	Graduates Employed in the Field in a Single Position	Graduates Employed in the Field in Concurrent Aggregated Positions	Total Graduates Employed in the Field
2017	11	0	11
2018	23	0	23

Self-Employed / Freelance Positions

Calendar Year	Graduates Employed who are Self-Employed or Working Freelance	Total Graduates Employed in the Field
2017	0	11
2018	0	23

Institutional Employment

Calendar Year	Graduates Employed in the Field who are Employed by the Institution, an Employer Owned by the Institution, or an Employer who Shares Ownership with the Institution.	Total Graduates Employed in the Field
2017	0	11
2018	0	23

Student's Initials: _____ Date: _____

Initial only after you have had sufficient time to read and understand the information.



License Examination Passage Rates (includes data for the two calendar years prior to reporting)

Calendar Year	Number of Graduates in Calendar Year	Number of Graduates Taking Exam	Number Who Passed First Available Exam	Number Who Failed First Available Exam	Passage Rate
2017	N/A*	N/A*	N/A*	N/A*	N/A*
2018	N/A*	N/A*	N/A*	N/A*	N/A*

*Graduates from the Central Service Instrument Technician program do not need to pass a state licensing examination in order to work in the field.

Student's Initials: _____ Date: _____

Initial only after you have had sufficient time to read and understand the information.

Salary and Wage Information (includes data for the two calendar years prior to reporting)

Annual salary and wages reported for graduates employed in the field.

Calendar Year	Graduates Available for Employment	Graduates Employed in Field	\$15,001 - \$20,000	\$20,001 - \$25,000	\$25,001 - \$30,000	\$30,001 - \$35,000	\$35,001 - \$40,000	\$40,001 - \$45,000	\$45,001 - \$50,000	No Salary Information Reported
2017	17	11	0	3	3	3	2	0	0	0
2018	38	23	2	0	1	3	17	0	0	0

A list of sources used to substantiate salary disclosures is available from the school. To obtain this list, please ask an institutional representative.

Student's Initials: _____ Date: _____

Initial only after you have had sufficient time to read and understand the information.

Cost of Educational Program

Total charges for the program for students completing on-time in 2017: \$15,995.00.

Total charges may be higher for students that do not complete on time.

Total charges for the program for students completing on-time in 2018: \$15,995.00.

Total charges may be higher for students that do not complete on time.

Student's Initials: _____ Date: _____

Initial only after you have had sufficient time to read and understand the information.



Glendale Career College
240 N. Brand Blvd. Lower Level | Glendale, CA 91203
818-243-1131 | www.GlendaleCareer.com

Federal Student Loan Debt

Calendar Year(s)	Most recent three year cohort default rate, as reported by the United State Department of Education. ¹	The percentage of enrolled students in 2017/18 receiving federal student loans to pay for this program.	The percentage of graduates in 2017/18 who took out federal student loans to pay for this program.	The average amount of federal student loan debt of 2017/18 graduates who took out federal student loans at this institution.
2017	4.9%	92%	88%	\$8,078
2018	4.9%	87%	89%	\$7,966

¹The percentage of students who defaulted on their federal student loans is called the Cohort Default Rate (CDR). It shows the percentage of this school's students who were more than 270 days (9 months) behind on their federal student loans within three years of when the first payment was due. This is the most recent CDR reported by the U.S. Department of Education.

Student's Initials: _____ Date: _____

Initial only after you have had sufficient time to read and understand the information.

This fact sheet is filed with the Bureau for Private Postsecondary Education. Regardless of any information you may have relating to completion rates, placement rates, starting salaries, or license exam passage rates, this fact sheet contains the information as calculated pursuant to state law.

Any questions a student may have regarding this fact sheet that have not been satisfactorily answered by the institution may be directed to the Bureau for Private Postsecondary Education at 1747 N. Market Blvd, Suite 225, Sacramento, CA 95834, www.bppe.ca.gov, toll-free telephone number (888) 370-7589 or by fax (916) 263-1897.

 Student Name - Print

 Student Signature

 Date

 School Official

 Date

Definitions

- “Number of Students Who Began the Program” means the number of students who began a program who were scheduled to complete the program within 100% of the published program length within the reporting calendar year and excludes all students who cancelled during the cancellation period.
- “Students Available for Graduation” is the number of students who began the program minus the number of students who have died, been incarcerated, or been called to active military duty.
- “Number of On-time Graduates” is the number of students who completed the program within 100% of the published program length within the reporting calendar year.
- “On-time Completion Rate” is the number of on-time graduates divided by the number of students available for graduation.
- “150% Graduates” is the number of students who completed the program within 150% of the program length (includes on-time graduates).
- “150% Completion Rate” is the number of students who completed the program in the reported calendar year within 150% of the published program length, including on-time graduates, divided by the number of students available for graduation.
- “Graduates Available for Employment” means the number of graduates minus the number of graduates unavailable for employment.
- “Graduates Unavailable for Employment” means the graduates who, after graduation, die, become incarcerated, are called to active military duty, are international students that leave the United States or do not have a visa allowing employment in the United States, or are continuing their education in an accredited or bureau-approved postsecondary institution.
- “Graduates Employed in the Field” means graduates who beginning within six months after a student completes the applicable educational program are gainfully employed, whose employment has been reported, and for whom the institution has documented verification of employment. For occupations for which the state requires passing an examination, the six months period begins after the announcement of the examination results for the first examination available after a student completes an applicable educational program.
- “Placement Rate Employed in the Field” is calculated by dividing the number of graduates gainfully employed in the field by the number of graduates available for employment.
- “Number of Graduates Taking Exam” is the number of graduates who took the first available exam in the reported calendar year.
- “First Available Exam Date” is the date for the first available exam after a student completed a program.
- “Passage Rate” is calculated by dividing the number of graduates who passed the exam by the number of graduates who took the reported licensing exam.
- “Number Who Passed First Available Exam” is the number of graduates who took and passed the first available licensing exam after completing the program.
- “Salary” is as reported by graduate or graduate’s employer.
- “No Salary Information Reported” is the number of graduates for whom, after making reasonable attempts, the school was not able to obtain salary information.



Glendale Career College
240 N. Brand Blvd. Lower Level | Glendale, CA 91203
818-243-1131 | www.GlendaleCareer.com

STUDENT'S RIGHT TO CANCEL

1. If you are not accepted by the College, all monies will be refunded.
2. You have the right to cancel your program of study before you start your first day of class. All monies will be refunded.
3. If you start classes, but wish to cancel, you may cancel by midnight of the seventh calendar day after you have attended your first class. The last day you may exercise your right to cancel is: ____/____/____.
4. If you cancel your enrollment by midnight of the seventh calendar day after you have attended your first class, you will have no liability to the College, except for any supplies the College has provided to you that are not returned. A refund of monies paid, less the itemized cost of supplies will be refunded to you within 45 days of the cancellation date. Once you pay for the supplies, they are yours to keep without obligation.
5. Cancellation shall occur when you give written notice of cancellation at the address of the College appearing below. You cancel by mail or hand delivery.
6. The written notice of cancellation, if sent by mail properly addressed, with postage paid, is effective when postmarked. The notice of cancellation indicates you do not wish to be bound by your Enrollment Agreement. You may use the notice of cancellation appearing below or any other written notice you wish.
7. If you have received federal student financial aid funds, you are entitled to a refund of moneys not paid from federal student financial aid programs.

To cancel the contract, mail or deliver a signed and dated copy of the cancellation notice, or any other written notice to:

Glendale Career College
240 N. Brand Blvd, Lower Level
Glendale, CA 91203
Phone: 818-243-1131 Fax: 818-243-6028

I, _____, am cancelling my enrollment at the College.


Student's Signature: _____ Date: _____

REMEMBER THAT YOU MUST CANCEL IN WRITING.

You do not have the right to cancel by telephoning the College or by not attending class.

I certify that I have received a copy of the "STUDENT'S RIGHT TO CANCEL" form.

Initials: _____



Glendale Career College

240 N. Brand Blvd. Lower Level | Glendale, CA 91203

818-243-1131 | www.GlendaleCareer.com

SCHOOL PERFORMANCE FACT SHEET CALENDAR YEARS 2017 & 2018

Medical Assistant – 43 Weeks

On-Time Completion Rates (Graduation Rates)

Includes data for the two calendar years prior to reporting.

Calendar Year	Number of Students Who Began the Program	Students Available for Graduation	Number of On-Time Graduates	On-Time Completion Rate
2017	52	52	12	23%
2018	35	35	7	20%

Student's Initials: _____ Date: _____

Initial only after you have had sufficient time to read and understand the information.

Students Completing Within 150% of the Published Program Length

Calendar Year	Number of Students Who Began the Program	Students Available for Graduation	150% Graduates	150% Completion Rate
2017	52	52	35	67%
2018	35	35	24	69%

Student's Initials: _____ Date: _____

Initial only after you have had sufficient time to read and understand the information.

Job Placement Rates (includes data for the two calendar years prior to reporting)

Calendar Year	Number of Students Who Began Program	Number of Graduates	Graduates Available for Employment	Graduates Employed in the Field	Placement Rate % Employed in the Field
2017	52	35	35	31	89%
2018	35	24	24	18	75%

You may obtain from the institution a list of the employment positions determined to be in the field for which a student received education and training. (To obtain this list, please ask an institutional representative or you can review the list on the institution's website at <http://www.glendalecareer.com/consumer-information>.)

Gainfully Employed Categories (includes data for the two calendar years prior to reporting)

Part-Time vs. Full-Time Employment

Calendar Year	Graduate Employed in the Field 20-29 Hours Per Week	Graduates Employed in the Field at Least 30 Hours Per Week	Total Graduates Employed in the Field
2017	4	27	31
2018	2	16	18

Single Position vs. Concurrent Aggregated Position

Calendar Year	Graduates Employed in the Field in a Single Position	Graduates Employed in the Field in Concurrent Aggregated Positions	Total Graduates Employed in the Field
2017	31	0	31
2018	18	0	18

Self-Employed / Freelance Positions


Calendar Year	Graduates Employed who are Self-Employed or Working Freelance	Total Graduates Employed in the Field
2017	0	31
2018	0	18

Institutional Employment

Calendar Year	Graduates Employed in the Field who are Employed by the Institution, an Employer Owned by the Institution, or an Employer who Shares Ownership with the Institution.	Total Graduates Employed in the Field
2017	0	31
2018	0	18

Student's Initials: _____ Date: _____

Initial only after you have had sufficient time to read and understand the information.



Glendale Career College
 240 N. Brand Blvd. Lower Level | Glendale, CA 91203
 818-243-1131 | www.GlendaleCareer.com

License Examination Passage Rates (includes data for the two calendar years prior to reporting)

Calendar Year	Number of Graduates in Calendar Year	Number of Graduates Taking Exam	Number Who Passed First Available Exam	Number Who Failed First Available Exam	Passage Rate
2017	N/A*	N/A*	N/A*	N/A*	N/A*
2018	N/A*	N/A*	N/A*	N/A*	N/A*

*Graduates from the Medical Assistant program do not need to pass a state licensing examination in order to work in the field.

Student's Initials: _____ Date: _____

Initial only after you have had sufficient time to read and understand the information.

Salary and Wage Information (includes data for the two calendar years prior to reporting)

Annual salary and wages reported for graduates employed in the field.

Calendar Year	Graduates Available for Employment	Graduates Employed in Field	\$15,001	\$20,001	\$25,001	\$30,001	\$35,001	\$40,001	\$45,001	No Salary Information Reported
			- \$20,000	- \$25,000	- \$30,000	- \$35,000	- \$40,000	- \$45,000	- \$50,000	
2017	35	31	3	14	9	3	0	0	1	1
2018	35	18	2	5	10	1	0	0	0	0

A list of sources used to substantiate salary disclosures is available from the school. To obtain this list, please ask an institutional representative.

Student's Initials: _____ Date: _____

Initial only after you have had sufficient time to read and understand the information.

Cost of Educational Program

Total charges for the program for students completing on-time in 2017: \$15,995.00.


Total charges may be higher for students that do not complete on time.

Total charges for the program for students completing on-time in 2018: \$15,995.00.

Total charges may be higher for students that do not complete on time.

Student's Initials: _____ Date: _____

Initial only after you have had sufficient time to read and understand the information.



Glendale Career College
240 N. Brand Blvd. Lower Level | Glendale, CA 91203
818-243-1131 | www.GlendaleCareer.com

Federal Student Loan Debt

Calendar Year(s)	Most recent three year cohort default rate, as reported by the United State Department of Education. ¹	The percentage of enrolled students in 2017/18 receiving federal student loans to pay for this program.	The percentage of graduates in 2017/18 who took out federal student loans to pay for this program.	The average amount of federal student loan debt of 2017/18 graduates who took out federal student loans at this institution.
2017	4.9%	75%	86%	\$7,506
2018	4.9%	91%	96%	\$7,670

¹The percentage of students who defaulted on their federal student loans is called the Cohort Default Rate (CDR). It shows the percentage of this school's students who were more than 270 days (9 months) behind on their federal student loans within three years of when the first payment was due. This is the most recent CDR reported by the U.S. Department of Education.

Student's Initials: _____ Date: _____

Initial only after you have had sufficient time to read and understand the information.

This fact sheet is filed with the Bureau for Private Postsecondary Education. Regardless of any information you may have relating to completion rates, placement rates, starting salaries, or license exam passage rates, this fact sheet contains the information as calculated pursuant to state law.

Any questions a student may have regarding this fact sheet that have not been satisfactorily answered by the institution may be directed to the Bureau for Private Postsecondary Education at 1747 N. Market Blvd, Suite 225, Sacramento, CA 95834, www.bppe.ca.gov, toll-free telephone number (888) 370-7589 or by fax (916) 263-1897.

 Student Name - Print

 Student Signature


 Date

 School Official

 Date

Definitions

- “Number of Students Who Began the Program” means the number of students who began a program who were scheduled to complete the program within 100% of the published program length within the reporting calendar year and excludes all students who cancelled during the cancellation period.
- “Students Available for Graduation” is the number of students who began the program minus the number of students who have died, been incarcerated, or been called to active military duty.
- “Number of On-time Graduates” is the number of students who completed the program within 100% of the published program length within the reporting calendar year.
- “On-time Completion Rate” is the number of on-time graduates divided by the number of students available for graduation.
- “150% Graduates” is the number of students who completed the program within 150% of the program length (includes on-time graduates).
- “150% Completion Rate” is the number of students who completed the program in the reported calendar year within 150% of the published program length, including on-time graduates, divided by the number of students available for graduation.
- “Graduates Available for Employment” means the number of graduates minus the number of graduates unavailable for employment.
- “Graduates Unavailable for Employment” means the graduates who, after graduation, die, become incarcerated, are called to active military duty, are international students that leave the United States or do not have a visa allowing employment in the United States, or are continuing their education in an accredited or bureau-approved postsecondary institution.
- “Graduates Employed in the Field” means graduates who beginning within six months after a student completes the applicable educational program are gainfully employed, whose employment has been reported, and for whom the institution has documented verification of employment. For occupations for which the state requires passing an examination, the six months period begins after the announcement of the examination results for the first examination available after a student completes an applicable educational program.
- “Placement Rate Employed in the Field” is calculated by dividing the number of graduates gainfully employed in the field by the number of graduates available for employment.
- “Number of Graduates Taking Exam” is the number of graduates who took the first available exam in the reported calendar year.
- “First Available Exam Date” is the date for the first available exam after a student completed a program.
- “Passage Rate” is calculated by dividing the number of graduates who passed the exam by the number of graduates who took the reported licensing exam.
- “Number Who Passed First Available Exam” is the number of graduates who took and passed the first available licensing exam after completing the program.
- “Salary” is as reported by graduate or graduate’s employer.
- “No Salary Information Reported” is the number of graduates for whom, after making reasonable attempts, the school was not able to obtain salary information.



Glendale Career College
240 N. Brand Blvd. Lower Level | Glendale, CA 91203
818-243-1131 | www.GlendaleCareer.com

STUDENT'S RIGHT TO CANCEL

1. If you are not accepted by the College, all monies will be refunded.
2. You have the right to cancel your program of study before you start your first day of class. All monies will be refunded.
3. If you start classes, but wish to cancel, you may cancel by midnight of the seventh calendar day after you have attended your first class. The last day you may exercise your right to cancel is: ____/____/____.
4. If you cancel your enrollment by midnight of the seventh calendar day after you have attended your first class, you will have no liability to the College, except for any supplies the College has provided to you that are not returned. A refund of monies paid, less the itemized cost of supplies will be refunded to you within 45 days of the cancellation date. Once you pay for the supplies, they are yours to keep without obligation.
5. Cancellation shall occur when you give written notice of cancellation at the address of the College appearing below. You cancel by mail or hand delivery.
6. The written notice of cancellation, if sent by mail properly addressed, with postage paid, is effective when postmarked. The notice of cancellation indicates you do not wish to be bound by your Enrollment Agreement. You may use the notice of cancellation appearing below or any other written notice you wish.
7. If you have received federal student financial aid funds, you are entitled to a refund of moneys not paid from federal student financial aid programs.

To cancel the contract, mail or deliver a signed and dated copy of the cancellation notice, or any other written notice to:

Glendale Career College
240 N. Brand Blvd, Lower Level
Glendale, CA 91203
Phone: 818-243-1131 Fax: 818-243-6028

I, _____, am cancelling my enrollment at the College.


Student's Signature: _____ Date: _____

REMEMBER THAT YOU MUST CANCEL IN WRITING.

You do not have the right to cancel by telephoning the College or by not attending class.

I certify that I have received a copy of the "STUDENT'S RIGHT TO CANCEL" form.

Initials: _____



Glendale Career College
 240 N. Brand Blvd. Lower Level | Glendale, CA 91203
 818-243-1131 | www.GlendaleCareer.com

SCHOOL PERFORMANCE FACT SHEET
 CALENDAR YEARS 2017 & 2018

Medical Insurance Biller and Coder – 43 Weeks

On-Time Completion Rates (Graduation Rates)

Includes data for the two calendar years prior to reporting.

Calendar Year	Number of Students Who Began the Program	Students Available for Graduation	Number of On-Time Graduates	On-Time Completion Rate
2017	11	11	3	27%
2018	13	13	2	15%

Student's Initials: _____ Date: _____

Initial only after you have had sufficient time to read and understand the information.

Students Completing Within 150% of the Published Program Length

Calendar Year	Number of Students Who Began the Program	Students Available for Graduation	150% Graduates	150% Completion Rate
2017	11	11	6	55%
2018	13	13	8	62%

Student's Initials: _____ Date: _____

Initial only after you have had sufficient time to read and understand the information.

Job Placement Rates (includes data for the two calendar years prior to reporting)

Calendar Year	Number of Students Who Began Program	Number of Graduates	Graduates Available for Employment	Graduates Employed in the Field	Placement Rate % Employed in the Field
2017	11	6	6	5	83%
2018	13	8	8	6	75%

You may obtain from the institution a list of the employment positions determined to be in the field for which a student received education and training. (To obtain this list, please ask an institutional representative or you can review the list on the institution's website at <http://www.glendalecareer.com/consumer-information>.)

Gainfully Employed Categories (includes data for the two calendar years prior to reporting)

Part-Time vs. Full-Time Employment

Calendar Year	Graduate Employed in the Field 20-29 Hours Per Week	Graduates Employed in the Field at Least 30 Hours Per Week	Total Graduates Employed in the Field
2017	0	5	5
2018	2	4	6

Single Position vs. Concurrent Aggregated Position

Calendar Year	Graduates Employed in the Field in a Single Position	Graduates Employed in the Field in Concurrent Aggregated Positions	Total Graduates Employed in the Field
2017	5	0	5
2018	6	0	6

Self-Employed / Freelance Positions


Calendar Year	Graduates Employed who are Self-Employed or Working Freelance	Total Graduates Employed in the Field
2017	0	5
2018	0	6

Institutional Employment

Calendar Year	Graduates Employed in the Field who are Employed by the Institution, an Employer Owned by the Institution, or an Employer who Shares Ownership with the Institution.	Total Graduates Employed in the Field
2017	0	5
2018	0	6

Student's Initials: _____ Date: _____

Initial only after you have had sufficient time to read and understand the information.



Glendale Career College
 240 N. Brand Blvd. Lower Level | Glendale, CA 91203
 818-243-1131 | www.GlendaleCareer.com

License Examination Passage Rates (includes data for the two calendar years prior to reporting)

Calendar Year	Number of Graduates in Calendar Year	Number of Graduates Taking Exam	Number Who Passed First Available Exam	Number Who Failed First Available Exam	Passage Rate
2017	N/A*	N/A*	N/A*	N/A*	N/A*
2018	N/A*	N/A*	N/A*	N/A*	N/A*

*Graduates from the Medical Insurance Biller and Coder program do not need to pass a state licensing examination in order to work in the field.

Student's Initials: _____ Date: _____

Initial only after you have had sufficient time to read and understand the information.

Salary and Wage Information (includes data for the two calendar years prior to reporting)

Annual salary and wages reported for graduates employed in the field.

Calendar Year	Graduates Available for Employment	Graduates Employed in Field	\$15,001	\$20,001	\$25,001	\$30,001	\$35,001	\$40,001	\$45,001	No Salary Information Reported
			- \$20,000	- \$25,000	- \$30,000	- \$35,000	- \$40,000	- \$45,000	- \$50,000	
2017	6	5	0	2	0	2	0	0	0	1
2017	8	6	2	0	1	2	1	0	0	0

A list of sources used to substantiate salary disclosures is available from the school. To obtain this list, please ask an institutional representative.

Student's Initials: _____ Date: _____

Initial only after you have had sufficient time to read and understand the information.

Cost of Educational Program

Total charges for the program for students completing on-time in 2017: \$15,995.00.


Total charges may be higher for students that do not complete on time.

Total charges for the program for students completing on-time in 2018: \$15,995.00.

Total charges may be higher for students that do not complete on time.

Student's Initials: _____ Date: _____

Initial only after you have had sufficient time to read and understand the information.



Glendale Career College
240 N. Brand Blvd. Lower Level | Glendale, CA 91203
818-243-1131 | www.GlendaleCareer.com

Federal Student Loan Debt

Calendar Year(s)	Most recent three year cohort default rate, as reported by the United State Department of Education. ¹	The percentage of enrolled students in 2017/18 receiving federal student loans to pay for this program.	The percentage of graduates in 2017/18 who took out federal student loans to pay for this program.	The average amount of federal student loan debt of 2017/18 graduates who took out federal student loans at this institution.
2017	4.9%	64%	67%	\$7,291
2018	4.9%	85%	88%	\$8,167

¹The percentage of students who defaulted on their federal student loans is called the Cohort Default Rate (CDR). It shows the percentage of this school's students who were more than 270 days (9 months) behind on their federal student loans within three years of when the first payment was due. This is the most recent CDR reported by the U.S. Department of Education.

Student's Initials: _____ Date: _____

Initial only after you have had sufficient time to read and understand the information.

This fact sheet is filed with the Bureau for Private Postsecondary Education. Regardless of any information you may have relating to completion rates, placement rates, starting salaries, or license exam passage rates, this fact sheet contains the information as calculated pursuant to state law.

Any questions a student may have regarding this fact sheet that have not been satisfactorily answered by the institution may be directed to the Bureau for Private Postsecondary Education at 1747 N. Market Blvd, Suite 225, Sacramento, CA 95834, www.bppe.ca.gov, toll-free telephone number (888) 370-7589 or by fax (916) 263-1897.

Student Name - Print

Student Signature

Date

School Official

Date

Definitions

- “Number of Students Who Began the Program” means the number of students who began a program who were scheduled to complete the program within 100% of the published program length within the reporting calendar year and excludes all students who cancelled during the cancellation period.
- “Students Available for Graduation” is the number of students who began the program minus the number of students who have died, been incarcerated, or been called to active military duty.
- “Number of On-time Graduates” is the number of students who completed the program within 100% of the published program length within the reporting calendar year.
- “On-time Completion Rate” is the number of on-time graduates divided by the number of students available for graduation.
- “150% Graduates” is the number of students who completed the program within 150% of the program length (includes on-time graduates).
- “150% Completion Rate” is the number of students who completed the program in the reported calendar year within 150% of the published program length, including on-time graduates, divided by the number of students available for graduation.
- “Graduates Available for Employment” means the number of graduates minus the number of graduates unavailable for employment.
- “Graduates Unavailable for Employment” means the graduates who, after graduation, die, become incarcerated, are called to active military duty, are international students that leave the United States or do not have a visa allowing employment in the United States, or are continuing their education in an accredited or bureau-approved postsecondary institution.
- “Graduates Employed in the Field” means graduates who beginning within six months after a student completes the applicable educational program are gainfully employed, whose employment has been reported, and for whom the institution has documented verification of employment. For occupations for which the state requires passing an examination, the six months period begins after the announcement of the examination results for the first examination available after a student completes an applicable educational program.
- “Placement Rate Employed in the Field” is calculated by dividing the number of graduates gainfully employed in the field by the number of graduates available for employment.
- “Number of Graduates Taking Exam” is the number of graduates who took the first available exam in the reported calendar year.
- “First Available Exam Date” is the date for the first available exam after a student completed a program.
- “Passage Rate” is calculated by dividing the number of graduates who passed the exam by the number of graduates who took the reported licensing exam.
- “Number Who Passed First Available Exam” is the number of graduates who took and passed the first available licensing exam after completing the program.
- “Salary” is as reported by graduate or graduate’s employer.
- “No Salary Information Reported” is the number of graduates for whom, after making reasonable attempts, the school was not able to obtain salary information.



Glendale Career College
240 N. Brand Blvd. Lower Level | Glendale, CA 91203
818-243-1131 | www.GlendaleCareer.com

STUDENT'S RIGHT TO CANCEL

1. If you are not accepted by the College, all monies will be refunded.
2. You have the right to cancel your program of study before you start your first day of class. All monies will be refunded.
3. If you start classes, but wish to cancel, you may cancel by midnight of the seventh calendar day after you have attended your first class. The last day you may exercise your right to cancel is: ____/____/____.
4. If you cancel your enrollment by midnight of the seventh calendar day after you have attended your first class, you will have no liability to the College, except for any supplies the College has provided to you that are not returned. A refund of monies paid, less the itemized cost of supplies will be refunded to you within 45 days of the cancellation date. Once you pay for the supplies, they are yours to keep without obligation.
5. Cancellation shall occur when you give written notice of cancellation at the address of the College appearing below. You cancel by mail or hand delivery.
6. The written notice of cancellation, if sent by mail properly addressed, with postage paid, is effective when postmarked. The notice of cancellation indicates you do not wish to be bound by your Enrollment Agreement. You may use the notice of cancellation appearing below or any other written notice you wish.
7. If you have received federal student financial aid funds, you are entitled to a refund of moneys not paid from federal student financial aid programs.

To cancel the contract, mail or deliver a signed and dated copy of the cancellation notice, or any other written notice to:

Glendale Career College
240 N. Brand Blvd, Lower Level
Glendale, CA 91203
Phone: 818-243-1131 Fax: 818-243-6028

I, _____, am cancelling my enrollment at the College.


Student's Signature: _____ Date: _____

REMEMBER THAT YOU MUST CANCEL IN WRITING.

You do not have the right to cancel by telephoning the College or by not attending class.

I certify that I have received a copy of the "STUDENT'S RIGHT TO CANCEL" form.

Initials: _____



Glendale Career College

240 N. Brand Blvd. Lower Level | Glendale, CA 91203

818-243-1131 | www.GlendaleCareer.com

**SCHOOL PERFORMANCE FACT SHEET
CALENDAR YEARS 2017 & 2018**

Surgical Technology – 60 Weeks

On-Time Completion Rates (Graduation Rates)

Includes data for the two calendar years prior to reporting.

Calendar Year	Number of Students Who Began the Program	Students Available for Graduation	Number of On-Time Graduates	On-Time Completion Rate
2017	75	75	30	40%
2018	79	79	62	78%

Student's Initials: _____ Date: _____

Initial only after you have had sufficient time to read and understand the information.

Students Completing Within 150% of the Published Program Length

Calendar Year	Number of Students Who Began the Program	Students Available for Graduation	150% Graduates	150% Completion Rate
2017	75	75	55	73%
2018	79	79	68	86%

Student's Initials: _____ Date: _____

Initial only after you have had sufficient time to read and understand the information.

Job Placement Rates (includes data for the two calendar years prior to reporting)

Calendar Year	Number of Students Who Began Program	Number of Graduates	Graduates Available for Employment	Graduates Employed in the Field	Placement Rate % Employed in the Field
2017	75	55	55	40	73%
2018	79	68	68	51	75%

You may obtain from the institution a list of the employment positions determined to be in the field for which a student received education and training. (To obtain this list, please ask an institutional representative or you can review the list on the institution's website at <http://www.glendalecareer.com/consumer-information>.)

Gainfully Employed Categories (includes data for the two calendar years prior to reporting)

Part-Time vs. Full-Time Employment

Calendar Year	Graduate Employed in the Field 20-29 Hours Per Week	Graduates Employed in the Field at Least 30 Hours Per Week	Total Graduates Employed in the Field
2017	16	24	40
2018	18	33	51

Single Position vs. Concurrent Aggregated Position

Calendar Year	Graduates Employed in the Field in a Single Position	Graduates Employed in the Field in Concurrent Aggregated Positions	Total Graduates Employed in the Field
2017	40	0	40
2018	51	0	51

Self-Employed / Freelance Positions


Calendar Year	Graduates Employed who are Self-Employed or Working Freelance	Total Graduates Employed in the Field
2017	0	40
2018	0	51

Institutional Employment

Calendar Year	Graduates Employed in the Field who are Employed by the Institution, an Employer Owned by the Institution, or an Employer who Shares Ownership with the Institution.	Total Graduates Employed in the Field
2017	0	40
2018	0	51

Student's Initials: _____ Date: _____

Initial only after you have had sufficient time to read and understand the information.



License Examination Passage Rates (includes data for the two calendar years prior to reporting)

Calendar Year	Number of Graduates in Calendar Year	Number of Graduates Taking Exam	Number Who Passed First Available Exam	Number Who Failed First Available Exam	Passage Rate
2017	N/A*	N/A*	N/A*	N/A*	N/A*
2018	N/A*	N/A*	N/A*	N/A*	N/A*

*Graduates from the Surgical Technology program do not need to pass a state licensing examination in order to work in the field.

Student's Initials: _____ Date: _____

Initial only after you have had sufficient time to read and understand the information.

Salary and Wage Information (includes data for the two calendar years prior to reporting)

Annual salary and wages reported for graduates employed in the field.

Calendar Year	Graduates Available for Employment	Graduates Employed in Field	\$15,001	\$20,001	\$25,001	\$30,001	\$35,001	\$40,001	\$45,001	\$50,001	No Salary Information Reported
			- \$20,000	- \$25,000	- \$30,000	- \$35,000	- \$40,000	- \$45,000	- \$50,000	- \$55,000	
2017	55	40	0	5	8	8	9	2	2	1	4
2018	68	51	12	2	7	3	17	1	8	1	0

A list of sources used to substantiate salary disclosures is available from the school. To obtain this list, please ask an institutional representative.

Student's Initials: _____ Date: _____

Initial only after you have had sufficient time to read and understand the information.

Cost of Educational Program

Total charges for the program for students completing on-time in 2017: \$31,900.00.


Total charges may be higher for students that do not complete on time.

Total charges for the program for students completing on-time in 2018: \$31,900.00.

Total charges may be higher for students that do not complete on time.

Student's Initials: _____ Date: _____

Initial only after you have had sufficient time to read and understand the information.



Glendale Career College
240 N. Brand Blvd. Lower Level | Glendale, CA 91203
818-243-1131 | www.GlendaleCareer.com

Federal Student Loan Debt

Calendar Year(s)	Most recent three year cohort default rate, as reported by the United State Department of Education. ¹	The percentage of enrolled students in 2017/18 receiving federal student loans to pay for this program.	The percentage of graduates in 2017/18 who took out federal student loans to pay for this program.	The average amount of federal student loan debt of 2017/18 graduates who took out federal student loans at this institution.
2017	4.9%	91%	93%	\$12,541
2018	4.9%	90%	94%	\$18,054

¹The percentage of students who defaulted on their federal student loans is called the Cohort Default Rate (CDR). It shows the percentage of this school's students who were more than 270 days (9 months) behind on their federal student loans within three years of when the first payment was due. This is the most recent CDR reported by the U.S. Department of Education.

Student's Initials: _____ **Date:** _____

Initial only after you have had sufficient time to read and understand the information.

This fact sheet is filed with the Bureau for Private Postsecondary Education. Regardless of any information you may have relating to completion rates, placement rates, starting salaries, or license exam passage rates, this fact sheet contains the information as calculated pursuant to state law.

Any questions a student may have regarding this fact sheet that have not been satisfactorily answered by the institution may be directed to the Bureau for Private Postsecondary Education at 1747 N. Market Blvd, Suite 225, Sacramento, CA 95834, www.bppe.ca.gov, toll-free telephone number (888) 370-7589 or by fax (916) 263-1897.

 Student Name - Print

 Student Signature

 Date

 School Official

 Date

Definitions

- “Number of Students Who Began the Program” means the number of students who began a program who were scheduled to complete the program within 100% of the published program length within the reporting calendar year and excludes all students who cancelled during the cancellation period.
- “Students Available for Graduation” is the number of students who began the program minus the number of students who have died, been incarcerated, or been called to active military duty.
- “Number of On-time Graduates” is the number of students who completed the program within 100% of the published program length within the reporting calendar year.
- “On-time Completion Rate” is the number of on-time graduates divided by the number of students available for graduation.
- “150% Graduates” is the number of students who completed the program within 150% of the program length (includes on-time graduates).
- “150% Completion Rate” is the number of students who completed the program in the reported calendar year within 150% of the published program length, including on-time graduates, divided by the number of students available for graduation.
- “Graduates Available for Employment” means the number of graduates minus the number of graduates unavailable for employment.
- “Graduates Unavailable for Employment” means the graduates who, after graduation, die, become incarcerated, are called to active military duty, are international students that leave the United States or do not have a visa allowing employment in the United States, or are continuing their education in an accredited or bureau-approved postsecondary institution.
- “Graduates Employed in the Field” means graduates who beginning within six months after a student completes the applicable educational program are gainfully employed, whose employment has been reported, and for whom the institution has documented verification of employment. For occupations for which the state requires passing an examination, the six months period begins after the announcement of the examination results for the first examination available after a student completes an applicable educational program.
- “Placement Rate Employed in the Field” is calculated by dividing the number of graduates gainfully employed in the field by the number of graduates available for employment.
- “Number of Graduates Taking Exam” is the number of graduates who took the first available exam in the reported calendar year.
- “First Available Exam Date” is the date for the first available exam after a student completed a program.
- “Passage Rate” is calculated by dividing the number of graduates who passed the exam by the number of graduates who took the reported licensing exam.
- “Number Who Passed First Available Exam” is the number of graduates who took and passed the first available licensing exam after completing the program.
- “Salary” is as reported by graduate or graduate’s employer.
- “No Salary Information Reported” is the number of graduates for whom, after making reasonable attempts, the school was not able to obtain salary information.



Glendale Career College
240 N. Brand Blvd. Lower Level | Glendale, CA 91203
818-243-1131 | www.GlendaleCareer.com

STUDENT'S RIGHT TO CANCEL

1. If you are not accepted by the College, all monies will be refunded.
2. You have the right to cancel your program of study before you start your first day of class. All monies will be refunded.
3. If you start classes, but wish to cancel, you may cancel by midnight of the seventh calendar day after you have attended your first class. The last day you may exercise your right to cancel is: ____/____/____.
4. If you cancel your enrollment by midnight of the seventh calendar day after you have attended your first class, you will have no liability to the College, except for any supplies the College has provided to you that are not returned. A refund of monies paid, less the itemized cost of supplies will be refunded to you within 45 days of the cancellation date. Once you pay for the supplies, they are yours to keep without obligation.
5. Cancellation shall occur when you give written notice of cancellation at the address of the College appearing below. You cancel by mail or hand delivery.
6. The written notice of cancellation, if sent by mail properly addressed, with postage paid, is effective when postmarked. The notice of cancellation indicates you do not wish to be bound by your Enrollment Agreement. You may use the notice of cancellation appearing below or any other written notice you wish.
7. If you have received federal student financial aid funds, you are entitled to a refund of moneys not paid from federal student financial aid programs.

To cancel the contract, mail or deliver a signed and dated copy of the cancellation notice, or any other written notice to:

Glendale Career College
240 N. Brand Blvd, Lower Level
Glendale, CA 91203
Phone: 818-243-1131 Fax: 818-243-6028

I, _____, am cancelling my enrollment at the College.


Student's Signature: _____ Date: _____

REMEMBER THAT YOU MUST CANCEL IN WRITING.

You do not have the right to cancel by telephoning the College or by not attending class.

I certify that I have received a copy of the "STUDENT'S RIGHT TO CANCEL" form.

Initials: _____



Glendale Career College
 240 N. Brand Blvd. Lower Level | Glendale, CA 91203
 818-243-1131 | www.GlendaleCareer.com

SCHOOL PERFORMANCE FACT SHEET
 CALENDAR YEARS 2017 & 2018

Vocational Nursing – 64 Weeks

On-Time Completion Rates (Graduation Rates)

Includes data for the two calendar years prior to reporting.

Calendar Year	Number of Students Who Began the Program	Students Available for Graduation	Number of On-Time Graduates	On-Time Completion Rate
2017	117	117	33	28%
2018	121	121	55	45%

Student's Initials: _____ Date: _____

Initial only after you have had sufficient time to read and understand the information.

Students Completing Within 150% of the Published Program Length

Calendar Year	Number of Students Who Began the Program	Students Available for Graduation	150% Graduates	150% Completion Rate
2017	117	117	38	32%
2018	121	121	64	53%

Student's Initials: _____ Date: _____

Initial only after you have had sufficient time to read and understand the information.

Job Placement Rates (includes data for the two calendar years prior to reporting)

Calendar Year	Number of Students Who Began Program	Number of Graduates	Graduates Available for Employment	Graduates Employed in the Field	Placement Rate % Employed in the Field
2017	117	38	38	30	79%
2018	121	64	64	42	66%

You may obtain from the institution a list of the employment positions determined to be in the field for which a student received education and training. (To obtain this list, please ask an institutional representative or you can review the list on the institution's website at <http://www.glendalecareer.com/consumer-information>.)

Gainfully Employed Categories (includes data for the two calendar years prior to reporting)

Part-Time vs. Full-Time Employment

Calendar Year	Graduate Employed in the Field 20-29 Hours Per Week	Graduates Employed in the Field at Least 30 Hours Per Week	Total Graduates Employed in the Field
2017	14	16	30
2018	5	37	42

Single Position vs. Concurrent Aggregated Position

Calendar Year	Graduates Employed in the Field in a Single Position	Graduates Employed in the Field in Concurrent Aggregated Positions	Total Graduates Employed in the Field
2017	30	0	30
2018	42	0	42

Self-Employed / Freelance Positions

Calendar Year	Graduates Employed who are Self-Employed or Working Freelance	Total Graduates Employed in the Field
2017	0	30
2018	0	42

Institutional Employment

Calendar Year	Graduates Employed in the Field who are Employed by the Institution, an Employer Owned by the Institution, or an Employer who Shares Ownership with the Institution.	Total Graduates Employed in the Field
2017	0	30
2018	0	42

Student's Initials: _____ Date: _____

Initial only after you have had sufficient time to read and understand the information.



License Examination Passage Rates (includes data for the two calendar years prior to reporting)

Calendar Year	Number of Graduates in Calendar Year	Number of Graduates Taking Exam	Number Who Passed First Available Exam	Number Who Failed First Available Exam	Passage Rate
2017	38	49	38	11	78%
2018	64	35	32	3	91%

Licensure examination passage data is not available from the state agency administering the examination. We are unable to collect data from 0 graduates.

Student's Initials: _____ Date: _____

Initial only after you have had sufficient time to read and understand the information.

Salary and Wage Information (includes data for the two calendar years prior to reporting)

Annual salary and wages reported for graduates employed in the field.

Calendar Year	Graduates Available for Employment	Graduates Employed in Field	\$20,001	\$25,001	\$30,001	\$35,001	\$40,001	\$45,001	\$50,001	\$50,001	\$55,001	No Salary Information Reported
			-	-	-	-	-	-	-	-	-	
2017	38	30	0	3	6	8	7	3	2	2	0	1
2018	64	42	4	1	0	3	8	23	3	1	2	0

A list of sources used to substantiate salary disclosures is available from the school. **To obtain this list, please ask an institutional representative.**

Student's Initials: _____ Date: _____

Initial only after you have had sufficient time to read and understand the information.

Cost of Educational Program

Total charges for the program for students completing on-time in 2017: \$33,900.00.

Total charges may be higher for students that do not complete on time.

Total charges for the program for students completing on-time in 2018: \$33,900.00.

Total charges may be higher for students that do not complete on time.

Student's Initials: _____ Date: _____

Initial only after you have had sufficient time to read and understand the information.



Glendale Career College
240 N. Brand Blvd. Lower Level | Glendale, CA 91203
818-243-1131 | www.GlendaleCareer.com

Federal Student Loan Debt

Calendar Year(s)	Most recent three year cohort default rate, as reported by the United State Department of Education. ¹	The percentage of enrolled students in 2017/18 receiving federal student loans to pay for this program.	The percentage of graduates in 2017/18 who took out federal student loans to pay for this program.	The average amount of federal student loan debt of 2017/18 graduates who took out federal student loans at this institution.
2017	4.9%	83%	89%	\$12,541
2018	4.9%	92%	94%	\$14,588

¹The percentage of students who defaulted on their federal student loans is called the Cohort Default Rate (CDR). It shows the percentage of this school's students who were more than 270 days (9 months) behind on their federal student loans within three years of when the first payment was due. This is the most recent CDR reported by the U.S. Department of Education.

Student's Initials: _____ Date: _____

Initial only after you have had sufficient time to read and understand the information.

This fact sheet is filed with the Bureau for Private Postsecondary Education. Regardless of any information you may have relating to completion rates, placement rates, starting salaries, or license exam passage rates, this fact sheet contains the information as calculated pursuant to state law.

Any questions a student may have regarding this fact sheet that have not been satisfactorily answered by the institution may be directed to the Bureau for Private Postsecondary Education at 1747 N. Market Blvd, Suite 225, Sacramento, CA 95834, www.bppe.ca.gov, toll-free telephone number (888) 370-7589 or by fax (916) 263-1897.

 Student Name - Print

 Student Signature

 Date

 School Official

 Date

Definitions

- “Number of Students Who Began the Program” means the number of students who began a program who were scheduled to complete the program within 100% of the published program length within the reporting calendar year and excludes all students who cancelled during the cancellation period.
- “Students Available for Graduation” is the number of students who began the program minus the number of students who have died, been incarcerated, or been called to active military duty.
- “Number of On-time Graduates” is the number of students who completed the program within 100% of the published program length within the reporting calendar year.
- “On-time Completion Rate” is the number of on-time graduates divided by the number of students available for graduation.
- “150% Graduates” is the number of students who completed the program within 150% of the program length (includes on-time graduates).
- “150% Completion Rate” is the number of students who completed the program in the reported calendar year within 150% of the published program length, including on-time graduates, divided by the number of students available for graduation.
- “Graduates Available for Employment” means the number of graduates minus the number of graduates unavailable for employment.
- “Graduates Unavailable for Employment” means the graduates who, after graduation, die, become incarcerated, are called to active military duty, are international students that leave the United States or do not have a visa allowing employment in the United States, or are continuing their education in an accredited or bureau-approved postsecondary institution.
- “Graduates Employed in the Field” means graduates who beginning within six months after a student completes the applicable educational program are gainfully employed, whose employment has been reported, and for whom the institution has documented verification of employment. For occupations for which the state requires passing an examination, the six months period begins after the announcement of the examination results for the first examination available after a student completes an applicable educational program.
- “Placement Rate Employed in the Field” is calculated by dividing the number of graduates gainfully employed in the field by the number of graduates available for employment.
- “Number of Graduates Taking Exam” is the number of graduates who took the first available exam in the reported calendar year.
- “First Available Exam Date” is the date for the first available exam after a student completed a program.
- “Passage Rate” is calculated by dividing the number of graduates who passed the exam by the number of graduates who took the reported licensing exam.
- “Number Who Passed First Available Exam” is the number of graduates who took and passed the first available licensing exam after completing the program.
- “Salary” is as reported by graduate or graduate’s employer.
- “No Salary Information Reported” is the number of graduates for whom, after making reasonable attempts, the school was not able to obtain salary information.



Glendale Career College
240 N. Brand Blvd. Lower Level | Glendale, CA 91203
818-243-1131 | www.GlendaleCareer.com

STUDENT'S RIGHT TO CANCEL

1. If you are not accepted by the College, all monies will be refunded.
2. You have the right to cancel your program of study before you start your first day of class. All monies will be refunded.
3. If you start classes, but wish to cancel, you may cancel by midnight of the seventh calendar day after you have attended your first class. The last day you may exercise your right to cancel is: ____/____/____.
4. If you cancel your enrollment by midnight of the seventh calendar day after you have attended your first class, you will have no liability to the College, except for any supplies the College has provided to you that are not returned. A refund of monies paid, less the itemized cost of supplies will be refunded to you within 45 days of the cancellation date. Once you pay for the supplies, they are yours to keep without obligation.
5. Cancellation shall occur when you give written notice of cancellation at the address of the College appearing below. You cancel by mail or hand delivery.
6. The written notice of cancellation, if sent by mail properly addressed, with postage paid, is effective when postmarked. The notice of cancellation indicates you do not wish to be bound by your Enrollment Agreement. You may use the notice of cancellation appearing below or any other written notice you wish.
7. If you have received federal student financial aid funds, you are entitled to a refund of moneys not paid from federal student financial aid programs.

To cancel the contract, mail or deliver a signed and dated copy of the cancellation notice, or any other written notice to:

Glendale Career College
240 N. Brand Blvd, Lower Level
Glendale, CA 91203
Phone: 818-243-1131 Fax: 818-243-6028

I, _____, am cancelling my enrollment at the College.

Student's Signature: _____ Date: _____

REMEMBER THAT YOU MUST CANCEL IN WRITING.

You do not have the right to cancel by telephoning the College or by not attending class.

I certify that I have received a copy of the "STUDENT'S RIGHT TO CANCEL" form.

Initials: _____