

**Institution Name:** Hult International Business School  
**Address:** 1355 Sansome St, San Francisco, CA 94111  
**Phone:** (415) 869-2900  
**Website:** [www.hult.edu](http://www.hult.edu), [www.hult.edu/en/all-locations/san-francisco/](http://www.hult.edu/en/all-locations/san-francisco/)

**SCHOOL PERFORMANCE FACT SHEET  
 CALENDAR YEARS 2017&2018**

Bachelor of Business Administration (four years)

**On-Time Completion Rates (Graduation Rates)**

*Includes data for the two calendar years prior to reporting.*

| Calendar Year | Number of Students Who Began the Program | Students Available for Graduation | Number of On-Time Graduates | On-Time Completion Rate |
|---------------|------------------------------------------|-----------------------------------|-----------------------------|-------------------------|
| 2017          | 193                                      | 64                                | 64                          | 100%                    |
| 2018          | 140                                      | 140                               | 94                          | 67%                     |

**Student's Initials:** \_\_\_\_\_ **Date:** \_\_\_\_\_  
 Initial only after you have had sufficient time to read and understand the information.

**Job Placement Rates (includes data for the two calendar years prior to reporting)**

| Calendar Year | Number of Students Who Began Program | Number of Graduates | Graduates Available for Employment | Graduates Employed in the Field | Placement Rate % Employed in the Field |
|---------------|--------------------------------------|---------------------|------------------------------------|---------------------------------|----------------------------------------|
| 2017          | 193                                  | 64                  | 43                                 | 42                              | 98%                                    |
| 2018          | 140                                  | 94                  | 61                                 | 58                              | 95%                                    |

You may obtain from the institution a list of the employment positions determined to be in the field for which a student received education and training. To obtain this list, please ask an institutional representative or you can review the list of the institution's website at <http://www.schoolofchoice.com/jobclassifications>.

**Gainfully Employed Categories (includes data for the two calendar years prior to reporting)**

**Part-Time vs. Full-Time Employment**

| Calendar Year | Graduate Employed in the Field 20-29 Hours Per Week | Graduates Employed in the Field at Least 30 Hours Per Week | Total Graduates Employed in the Field |
|---------------|-----------------------------------------------------|------------------------------------------------------------|---------------------------------------|
| 2017          | 0                                                   | 42                                                         | 42                                    |
| 2018          | 0                                                   | 58                                                         | 58                                    |

**Single Position vs. Concurrent Aggregated Position**

**Institution Name:** Hult International Business School  
**Address:** 1355 Sansome St, San Francisco, CA 94111 SEP15EP  
**Phone:** (415) 869-2900  
**Website:** [www.hult.edu](http://www.hult.edu), [www.hult.edu/en/all-locations/san-francisco/](http://www.hult.edu/en/all-locations/san-francisco/)

| Calendar Year | Graduates Employed in the Field in a Single Position | Graduates Employed in the Field in Concurrent Aggregated Positions | Total Graduates Employed in the Field |
|---------------|------------------------------------------------------|--------------------------------------------------------------------|---------------------------------------|
| 2017          | 42                                                   | 0                                                                  | 42                                    |
| 2018          | 58                                                   | 0                                                                  | 58                                    |

**Self-Employed / Freelance Positions**

| Calendar Year | Graduates Employed who are Self-Employed or Working Freelance | Total Graduates Employed in the Field |
|---------------|---------------------------------------------------------------|---------------------------------------|
| 2017          | 0                                                             | 42                                    |
| 2018          | 0                                                             | 58                                    |

**Institutional Employment**

| Calendar Year | Graduates Employed in the Field who are Employed by the Institution, an Employer Owned by the Institution, or an Employer who Shares Ownership with the Institution. | Total Graduates Employed in the Field |
|---------------|----------------------------------------------------------------------------------------------------------------------------------------------------------------------|---------------------------------------|
| 2017          | 1                                                                                                                                                                    | 41                                    |
| 2018          | 3                                                                                                                                                                    | 58                                    |

**Student's Initials:** \_\_\_\_\_ **Date:** \_\_\_\_\_

Initial only after you have had sufficient time to read and understand the information.

**License Examination Passage Rates (includes data for the two calendar years prior to reporting)**

| First Available Exam Date | Date Exam Results Announced | Number of Graduates in Calendar Year | Number of Graduates Taking Exam | Number Who Passed Exam | Number Who Failed Exam | Passage |
|---------------------------|-----------------------------|--------------------------------------|---------------------------------|------------------------|------------------------|---------|
| N/A                       |                             |                                      |                                 |                        |                        |         |

**Salary and Wage Information (includes data for the two calendar years prior to reporting)**

**Institution Name:** Hult International Business School  
**Address:** 1355 Sansome St, San Francisco, CA 94111  
**Phone:** (415) 869-2900  
**Website:** [www.hult.edu](http://www.hult.edu), [www.hult.edu/en/all-locations/san-francisco/](http://www.hult.edu/en/all-locations/san-francisco/)

| Calendar Year | Graduates Available for Employment | Graduates Employed in Field | Annual Salary and Wages Reported for Graduates Employed in the Field (USD) |             |             |             |             |             |             |               |             |             |             |             |             |         | No Salary Information Reported |
|---------------|------------------------------------|-----------------------------|----------------------------------------------------------------------------|-------------|-------------|-------------|-------------|-------------|-------------|---------------|-------------|-------------|-------------|-------------|-------------|---------|--------------------------------|
|               |                                    |                             | 1-5000                                                                     | 10001-15000 | 20001-25000 | 25001-30000 | 30001-35000 | 35001-40000 | 40001-45000 | 45,001-50,000 | 50001-55000 | 55001-60000 | 60001-65000 | 65001-70000 | 70001-75000 | 100001- |                                |
| 2017          | 43                                 | 42                          | 3                                                                          | 2           | 2           | 1           | 4           | 8           | 7           | 3             | 5           | 1           | 0           | 0           | 1           | 0       | 5                              |
| 2018          | 61                                 | 58                          | 2                                                                          | 1           | 0           | 1           | 6           | 6           | 8           | 6             | 4           | 2           | 6           | 1           | 1           | 1       | 13                             |

A list of sources used to substantiate salary disclosures is available from the school. To obtain this list, please ask an institutional representative where to view this list.

**Student's Initials:** \_\_\_\_\_ **Date:** \_\_\_\_\_  
**Initial only after you have had sufficient time to read and understand the information.**

**Cost of Educational Program**

Total charges for the program for students completing on-time in 2017/18: \$153,800.00. Additional charges may be incurred if the program is not completed on-time.

**Student's Initials:** \_\_\_\_\_ **Date:** \_\_\_\_\_  
**Initial only after you have had sufficient time to read and understand the information.**

**Federal Student Loan Debt**


| Calendar Year | Most recent three-year cohort default rate, as reported by the United State Department of Education <sup>1</sup> | The percentage of enrolled students in 2018 receiving federal student loans to pay for this program. | The percentage of graduates in 2018 who took out federal student loans to pay for this program. | The average amount of federal student loan debt of 2018 graduates who took out federal student loans at this institution. |
|---------------|------------------------------------------------------------------------------------------------------------------|------------------------------------------------------------------------------------------------------|-------------------------------------------------------------------------------------------------|---------------------------------------------------------------------------------------------------------------------------|
| 2017          | 4.3%                                                                                                             | 5.91%                                                                                                | 1.54%                                                                                           | \$12,368.00                                                                                                               |
| 2018          | 4.3%                                                                                                             | 6.96%                                                                                                | 8.25%                                                                                           | \$15,523.00                                                                                                               |

<sup>1</sup>The percentage of students who defaulted on their federal student loans is called the Cohort Default Rate (CDR). It shows the percentage of this school's students who were more than 270 days (9 months) behind on their federal student loans within three years of when the first payment was due. This is the most recent CDR reported by the U.S. Department of Education.

**Student's Initials:** \_\_\_\_\_ **Date:** \_\_\_\_\_  
**Initial only after you have had sufficient time to read and understand the information.**

This fact sheet is filed with the Bureau for Private Postsecondary Education. Regardless of any information you may have relating to completion rates, placement rates, starting salaries, or license exam passage rates, this fact sheet contains the information as calculated pursuant to state law.

Any questions a student may have regarding this fact sheet that have not been satisfactorily answered by the institution may be directed to the Bureau for Private Postsecondary Education at 2535 Capitol Oaks Drive, Suite 400, Sacramento, CA 95833, [www.bppe.ca.gov](http://www.bppe.ca.gov), toll-free telephone number (888) 370-7589 or by fax (916) 263-1897.

**Institution Name:** Hult International Business School  
**Address:** 1355 Sansome St, San Francisco, CA 94111   
**Phone:** (415) 869-2900  
**Website:** [www.hult.edu](http://www.hult.edu), [www.hult.edu/en/all-locations/san-francisco/](http://www.hult.edu/en/all-locations/san-francisco/)

---

Student Name - Print

---

Student Signature

---


Date

---

School Official


---

Date

**Institution Name:** Hult International Business School  
**Address:** 1355 Sansome St, San Francisco, CA 94111   
**Phone:** (415) 869-2900  
**Website:** [www.hult.edu](http://www.hult.edu), [www.hult.edu/en/all-locations/san-francisco/](http://www.hult.edu/en/all-locations/san-francisco/)

## Definitions

- “Number of Students Who Began the Program” means the number of students who began a program who were scheduled to complete the program within 100% of the published program length within the reporting calendar year and excludes all students who cancelled during the cancellation period.
- “Students Available for Graduation” is the number of students who began the program minus the number of students who have died, been incarcerated, or been called to active military duty.
- “Number of On-time Graduates” is the number of students who completed the program within 100% of the published program length within the reporting calendar year.
- “On-time Completion Rate” is the number of on-time graduates divided by the number of students available for graduation.
- “150% Graduates” is the number of students who completed the program within 150% of the program length (includes on-time graduates).
- “150% Completion Rate” is the number of students who completed the program in the reported calendar year within 150% of the published program length, including on-time graduates, divided by the number of students available for graduation.
- “Graduates Available for Employment” means the number of graduates minus the number of graduates unavailable for employment.
- “Graduates Unavailable for Employment” means the graduates who, after graduation, die, become incarcerated, are called to active military duty, are international students that leave the United States or do not have a visa allowing employment in the United States, or are continuing their education in an accredited or bureau-approved postsecondary institution.
- “Graduates Employed in the Field” means graduates who beginning within six months after a student completes the applicable educational program are gainfully employed, whose employment has been reported, and for whom the institution has documented verification of employment. For occupations for which the state requires passing an examination, the six months period begins after the announcement of the examination results for the first examination available after a student completes an applicable educational program.
- “Placement Rate Employed in the Field” is calculated by dividing the number of graduates gainfully employed in the field by the number of graduates available for employment.
- “Number of Graduates Taking Exam” is the number of graduates who took the first available exam in the reported calendar year.
- “First Available Exam Date” is the date for the first available exam after a student completed a program.

**Institution Name:** Hult International Business School  
**Address:** 1355 Sansome St, San Francisco, CA 94111   
**Phone:** (415) 869-2900  
**Website:** [www.hult.edu](http://www.hult.edu), [www.hult.edu/en/all-locations/san-francisco/](http://www.hult.edu/en/all-locations/san-francisco/)

- “Passage Rate” is calculated by dividing the number of graduates who passed the exam by the number of graduates who took the reported licensing exam.
- “Number Who Passed First Available Exam” is the number of graduates who took and passed the first available licensing exam after completing the program.
- “Salary” is as reported by graduate or graduate’s employer.
- “No Salary Information Reported” is the number of graduates for whom, after making reasonable attempts, the school was not able to obtain salary information.

**Institution Name:** Hult International Business School  
**Address:** 1355 Sansome St, San Francisco, CA 94111   
**Phone:** (415) 869-2900  
**Website:** [www.hult.edu](http://www.hult.edu), [www.hult.edu/en/all-locations/san-francisco/](http://www.hult.edu/en/all-locations/san-francisco/)

## **STUDENT'S RIGHT TO CANCEL**

A student may withdraw from the Undergraduate program at any time upon giving written notice to the School's Registrar. The withdrawing student may re-enter the program at a later date on the condition that they will have completed their program within five years of their original start date. He or she may use any unexpired program fee credit toward the receipt of educational services or materials, which will be priced at the fee structure of the time of re-entry. The returning student is therefore liable for any fee inflation from the original enrollment to the time of re-entry. Course choices and study program will be subject to space and scheduling availability. In addition to providing written notice to the Registrar, all students must meet with the Dean prior to withdrawing (see student handbook for detailed procedure). If the student is on a student visa at his or her campus of study, withdrawal from Hult will invalidate the student visa and immigration authorities will be informed. The student must schedule an exit interview with Student Services prior to his or her departure.

**Institution Name:** Hult International Business School  
**Address:** 1355 Sansome St, San Francisco, CA 94111  
**Phone:** (415) 869-2900  
**Website:** [www.hult.edu](http://www.hult.edu), [www.hult.edu/en/all-locations/san-francisco/](http://www.hult.edu/en/all-locations/san-francisco/)

**SCHOOL PERFORMANCE FACT SHEET  
 CALENDAR YEARS 2017&2018**

Global One-Year Master of Business Administration (MBA)

**On-Time Completion Rates (Graduation Rates)**

*Includes data for the two calendar years prior to reporting.*

| Calendar Year | Number of Students Who Began the Program | Students Available for Graduation | Number of On-Time Graduates | On-Time Completion Rate |
|---------------|------------------------------------------|-----------------------------------|-----------------------------|-------------------------|
| 2017          | 129                                      | 129                               | 127                         | 98%                     |
| 2018          | 104                                      | 104                               | 96                          | 92.3%                   |

**Student's Initials:** \_\_\_\_\_ **Date:** \_\_\_\_\_  
 Initial only after you have had sufficient time to read and understand the information.

**Job Placement Rates (includes data for the two calendar years prior to reporting)**

| Calendar Year | Number of Students Who Began Program | Number of Graduates | Graduates Available for Employment | Graduates Employed in the Field | Placement Rate % Employed in the Field |
|---------------|--------------------------------------|---------------------|------------------------------------|---------------------------------|----------------------------------------|
| 2017          | 129                                  | 127                 | 77                                 | 70                              | 90%                                    |
| 2018          | 104                                  | 96                  | 33                                 | 28                              | 85%                                    |

You may obtain from the institution a list of the employment positions determined to be in the field for which a student received education and training. To obtain this list, please ask an institutional representative or you can review the list of the institution's website at <http://www.schoolofchoice.com/jobclassifications>.

**Gainfully Employed Categories (includes data for the two calendar years prior to reporting)**

**Part-Time vs. Full-Time Employment**

| Calendar Year | Graduate Employed in the Field 20-29 Hours Per Week | Graduates Employed in the Field at Least 30 Hours Per Week | Total Graduates Employed in the Field |
|---------------|-----------------------------------------------------|------------------------------------------------------------|---------------------------------------|
| 2017          | 0                                                   | 70                                                         | 70                                    |
| 2018          | 0                                                   | 28                                                         | 28                                    |



**Institution Name:** Hult International Business School  
**Address:** 1355 Sansome St, San Francisco, CA 94111 SEP15EP  
**Phone:** (415) 869-2900  
**Website:** [www.hult.edu](http://www.hult.edu), [www.hult.edu/en/all-locations/san-francisco/](http://www.hult.edu/en/all-locations/san-francisco/)

**Single Position vs. Concurrent Aggregated Position**

| Calendar Year | Graduates Employed in the Field in a Single Position | Graduates Employed in the Field in Concurrent Aggregated Positions | Total Graduates Employed in the Field |
|---------------|------------------------------------------------------|--------------------------------------------------------------------|---------------------------------------|
| 2017          | 70                                                   | 0                                                                  | 70                                    |
| 2018          | 28                                                   | 0                                                                  | 28                                    |

**Self-Employed / Freelance Positions**

| Calendar Year | Graduates Employed who are Self-Employed or Working Freelance | Total Graduates Employed in the Field |
|---------------|---------------------------------------------------------------|---------------------------------------|
| 2017          | 0                                                             | 70                                    |
| 2018          | 0                                                             | 28                                    |

**Institutional Employment**

| Calendar Year | Graduates Employed in the Field who are Employed by the Institution, an Employer Owned by the Institution, or an Employer who Shares Ownership with the Institution. | Total Graduates Employed in the Field |
|---------------|----------------------------------------------------------------------------------------------------------------------------------------------------------------------|---------------------------------------|
| 2017          | 0                                                                                                                                                                    | 70                                    |
| 2018          | 2                                                                                                                                                                    | 28                                    |

**Student's Initials:** \_\_\_\_\_ **Date:** \_\_\_\_\_

**Initial only after you have had sufficient time to read and understand the information.**

**License Examination Passage Rates (includes data for the two calendar years prior to reporting)**

| First Available Exam Date | Date Exam Results Announced | Number of Graduates in Calendar Year | Number of Graduates Taking Exam | Number Who Passed Exam | Number Who Failed Exam | Passage |
|---------------------------|-----------------------------|--------------------------------------|---------------------------------|------------------------|------------------------|---------|
| N/A                       |                             |                                      |                                 |                        |                        |         |

**Institution Name:** Hult International Business School  
**Address:** 1355 Sansome St, San Francisco, CA 94111  
**Phone:** (415) 869-2900  
**Website:** [www.hult.edu](http://www.hult.edu), [www.hult.edu/en/all-locations/san-francisco/](http://www.hult.edu/en/all-locations/san-francisco/)

**Salary and Wage Information (includes data for the two calendar years prior to reporting)**

| Calendar Year | Graduates Available for Employment | Graduates Employed in Field | Annual Salary and Wages Reported for Graduates Employed in the Field (USD) |             |             |             |             |             |               |             |             |             |             |             |             |             |             |             |              |                |                                |
|---------------|------------------------------------|-----------------------------|----------------------------------------------------------------------------|-------------|-------------|-------------|-------------|-------------|---------------|-------------|-------------|-------------|-------------|-------------|-------------|-------------|-------------|-------------|--------------|----------------|--------------------------------|
|               |                                    |                             | 10001-15000                                                                | 20001-25000 | 25001-30000 | 30001-35000 | 35001-40000 | 40001-45000 | 45,001-50,000 | 50001-55000 | 55001-60000 | 60001-65000 | 65001-70000 | 70001-75000 | 75001-80000 | 80001-85000 | 85001-90000 | 90001-95000 | 95001-100000 | 100001 or more | No Salary Information Reported |
| 2017          | 77                                 | 70                          | 1                                                                          | 5           | 1           | 1           | 5           | 2           | 4             | 3           | 3           | 6           | 3           | 3           | 1           | 4           | 1           | 4           | 5            | 10             | 8                              |
| 2018          | 33                                 | 28                          | 0                                                                          | 0           | 0           | 1           | 2           | 0           | 0             | 2           | 6           | 1           | 1           | 1           | 1           | 2           | 1           | 1           | 0            | 6              | 3                              |

A list of sources used to substantiate salary disclosures is available from the school. To obtain this list, please ask an institutional representative where to view this list.

**Student’s Initials:** \_\_\_\_\_ **Date:** \_\_\_\_\_  
**Initial only after you have had sufficient time to read and understand the information.**


**Cost of Educational Program**

Total charges for the program for students completing on-time in 2017/18: \$77,400.00. Additional charges may be incurred if the program is not completed on-time.

**Student’s Initials:** \_\_\_\_\_ **Date:** \_\_\_\_\_  
**Initial only after you have had sufficient time to read and understand the information.**

**Federal Student Loan Debt**

| Calendar Year | Most recent three-year cohort default rate, as reported by the United State Department of Education <sup>1</sup> | The percentage of enrolled students in 2018 receiving federal student loans to pay for this program. | The percentage of graduates in 2018 who took out federal student loans to pay for this program. | The average amount of federal student loan debt of 2018 graduates who took out federal student loans at this institution. |
|---------------|------------------------------------------------------------------------------------------------------------------|------------------------------------------------------------------------------------------------------|-------------------------------------------------------------------------------------------------|---------------------------------------------------------------------------------------------------------------------------|
| 2017          | 4.3%                                                                                                             | 9.09%                                                                                                | 11.02%                                                                                          | \$73,345.54                                                                                                               |
| 2018          | 4.3%                                                                                                             | 8.65%                                                                                                | 8.25%                                                                                           | \$67,159.00                                                                                                               |

**Institution Name:** Hult International Business School  
**Address:** 1355 Sansome St, San Francisco, CA 94111   
**Phone:** (415) 869-2900  
**Website:** [www.hult.edu](http://www.hult.edu), [www.hult.edu/en/all-locations/san-francisco/](http://www.hult.edu/en/all-locations/san-francisco/)

The percentage of students who defaulted on their federal student loans is called the Cohort Default Rate (CDR). It shows the percentage of this school's students who were more than 270 days (9 months) behind on their federal student loans within three years of when the first payment was due. This is the most recent CDR reported by the U.S. Department of Education.

**Student's Initials:** \_\_\_\_\_ **Date:** \_\_\_\_\_  
**Initial only after you have had sufficient time to read and understand the information.**

This fact sheet is filed with the Bureau for Private Postsecondary Education. Regardless of any information you may have relating to completion rates, placement rates, starting salaries, or license exam passage rates, this fact sheet contains the information as calculated pursuant to state law.

Any questions a student may have regarding this fact sheet that have not been satisfactorily answered by the institution may be directed to the Bureau for Private Postsecondary Education at 2535 Capitol Oaks Drive, Suite 400, Sacramento, CA 95833, [www.bppe.ca.gov](http://www.bppe.ca.gov), toll-free telephone number (888) 370-7589 or by fax (916) 263-1897.


\_\_\_\_\_  
Student Name - Print

\_\_\_\_\_  
Student Signature

\_\_\_\_\_  
Date

\_\_\_\_\_  
School Official

\_\_\_\_\_  
Date

**Institution Name:** Hult International Business School  
**Address:** 1355 Sansome St, San Francisco, CA 94111   
**Phone:** (415) 869-2900  
**Website:** [www.hult.edu](http://www.hult.edu), [www.hult.edu/en/all-locations/san-francisco/](http://www.hult.edu/en/all-locations/san-francisco/)

### **Definitions**

- “Number of Students Who Began the Program” means the number of students who began a program who were scheduled to complete the program within 100% of the published program length within the reporting calendar year and excludes all students who cancelled during the cancellation period.
- “Students Available for Graduation” is the number of students who began the program minus the number of students who have died, been incarcerated, or been called to active military duty.
- “Number of On-time Graduates” is the number of students who completed the program within 100% of the published program length within the reporting calendar year.
- “On-time Completion Rate” is the number of on-time graduates divided by the number of students available for graduation.
- “150% Graduates” is the number of students who completed the program within 150% of the program length (includes on-time graduates).
- “150% Completion Rate” is the number of students who completed the program in the reported calendar year within 150% of the published program length, including on-time graduates, divided by the number of students available for graduation.
- “Graduates Available for Employment” means the number of graduates minus the number of graduates unavailable for employment.
- “Graduates Unavailable for Employment” means the graduates who, after graduation, die, become incarcerated, are called to active military duty, are international students that leave the United States or do not have a visa allowing employment in the United States, or are continuing their education in an accredited or bureau-approved postsecondary institution.
- “Graduates Employed in the Field” means graduates who beginning within six months after a student completes the applicable educational program are gainfully employed, whose employment has been reported, and for whom the institution has documented verification of employment. For occupations for which the state requires passing an examination, the six months period begins after the announcement of the examination results for the first examination available after a student completes an applicable educational program.
- “Placement Rate Employed in the Field” is calculated by dividing the number of graduates gainfully employed in the field by the number of graduates available for employment.
- “Number of Graduates Taking Exam” is the number of graduates who took the first available exam in the reported calendar year.
- “First Available Exam Date” is the date for the first available exam after a student completed a program.

**Institution Name:** Hult International Business School  
**Address:** 1355 Sansome St, San Francisco, CA 94111   
**Phone:** (415) 869-2900  
**Website:** [www.hult.edu](http://www.hult.edu), [www.hult.edu/en/all-locations/san-francisco/](http://www.hult.edu/en/all-locations/san-francisco/)

- “Passage Rate” is calculated by dividing the number of graduates who passed the exam by the number of graduates who took the reported licensing exam.
- “Number Who Passed First Available Exam” is the number of graduates who took and passed the first available licensing exam after completing the program.
- “Salary” is as reported by graduate or graduate’s employer.
- “No Salary Information Reported” is the number of graduates for whom, after making reasonable attempts, the school was not able to obtain salary information.

**Institution Name:** Hult International Business School  
**Address:** 1355 Sansome St, San Francisco, CA 94111   
**Phone:** (415) 869-2900  
**Website:** [www.hult.edu](http://www.hult.edu), [www.hult.edu/en/all-locations/san-francisco/](http://www.hult.edu/en/all-locations/san-francisco/)

## **STUDENT'S RIGHT TO CANCEL**

A student may withdraw from the MBA program at any time upon giving written notice to the School's Registrar. The withdrawing student may re-enter the program at a later date on the condition that they will have completed their program within five years of their original start date. He or she may use any unexpired program fee credit toward the receipt of educational services or materials, which will be priced at the fee structure of the time of re-entry. The returning student is therefore liable for any fee inflation from the original enrollment to the time of re-entry. Course choices and study program will be subject to space and scheduling availability. In addition to providing written notice to the Registrar, all students must meet with the Dean prior to withdrawing (see student handbook for detailed procedure). If the student is on a student visa at his or her campus of study, withdrawal from Hult will invalidate the student visa and immigration authorities will be informed. The student must schedule an exit interview with Student Services prior to his or her departure.

**Institution Name:** Hult International Business School  
**Address:** 1355 Sansome St, San Francisco, CA 94111  
**Phone:** (415) 869-2900  
**Website:** [www.hult.edu](http://www.hult.edu), [www.hult.edu/en/all-locations/san-francisco/](http://www.hult.edu/en/all-locations/san-francisco/)

**SCHOOL PERFORMANCE FACT SHEET  
 CALENDAR YEARS 2017&2018**

Master of International Business (MIB) – One year

**On-Time Completion Rates (Graduation Rates)**

*Includes data for the two calendar years prior to reporting.*

| Calendar Year | Number of Students Who Began the Program | Students Available for Graduation | Number of On-Time Graduates | On-Time Completion Rate |
|---------------|------------------------------------------|-----------------------------------|-----------------------------|-------------------------|
| 2017          | 275                                      | 275                               | 269                         | 98%                     |
| 2018          | 238                                      | 238                               | 226                         | 95%                     |

**Student's Initials:** \_\_\_\_\_ **Date:** \_\_\_\_\_

**Initial only after you have had sufficient time to read and understand the information.**

**Job Placement Rates (includes data for the two calendar years prior to reporting)**

| Calendar Year | Number of Students Who Began Program | Number of Graduates | Graduates Available for Employment | Graduates Employed in the Field | Placement Rate % Employed in the Field |
|---------------|--------------------------------------|---------------------|------------------------------------|---------------------------------|----------------------------------------|
| 2017          | 275                                  | 269                 | 114                                | 96                              | 84%                                    |
| 2018          | 238                                  | 226                 | 68                                 | 61                              | 90%                                    |

You may obtain from the institution a list of the employment positions determined to be in the field for which a student received education and training. To obtain this list, please ask an institutional representative or you can review the list of the institution's website at <http://www.schoolofchoice.com/jobclassifications>.

**Gainfully Employed Categories (includes data for the two calendar years prior to reporting)**

**Part-Time vs. Full-Time Employment**

| Calendar Year | Graduate Employed in the Field 20-29 Hours Per Week | Graduates Employed in the Field at Least 30 Hours Per Week | Total Graduates Employed in the Field |
|---------------|-----------------------------------------------------|------------------------------------------------------------|---------------------------------------|
| 2017          | 0                                                   | 96                                                         | 96                                    |
| 2018          | 0                                                   | 61                                                         | 61                                    |

**Institution Name:** Hult International Business School  
**Address:** 1355 Sansome St, San Francisco, CA 94111  
**Phone:** (415) 869-2900  
**Website:** [www.hult.edu](http://www.hult.edu), [www.hult.edu/en/all-locations/san-francisco/](http://www.hult.edu/en/all-locations/san-francisco/)

**Single Position vs. Concurrent Aggregated Position**

| Calendar Year | Graduates Employed in the Field in a Single Position | Graduates Employed in the Field in Concurrent Aggregated Positions | Total Graduates Employed in the Field |
|---------------|------------------------------------------------------|--------------------------------------------------------------------|---------------------------------------|
| 2017          | 96                                                   | 0                                                                  | 96                                    |
| 2018          | 61                                                   | 0                                                                  | 61                                    |

**Self-Employed / Freelance Positions**

| Calendar Year | Graduates Employed who are Self-Employed or Working Freelance | Total Graduates Employed in the Field |
|---------------|---------------------------------------------------------------|---------------------------------------|
| 2017          | 0                                                             | 96                                    |
| 2018          | 0                                                             | 61                                    |

**Institutional Employment**

| Calendar Year | Graduates Employed in the Field who are Employed by the Institution, an Employer Owned by the Institution, or an Employer who Shares Ownership with the Institution. | Total Graduates Employed in the Field |
|---------------|----------------------------------------------------------------------------------------------------------------------------------------------------------------------|---------------------------------------|
| 2017          | 0                                                                                                                                                                    | 96                                    |
| 2018          | 2                                                                                                                                                                    | 61                                    |

**Student's Initials: \_\_\_\_\_ Date: \_\_\_\_\_**  
**Initial only after you have had sufficient time to read and understand the information.**

**License Examination Passage Rates (includes data for the two calendar years prior to reporting)**

| First Available Exam Date | Date Exam Results Announced | Number of Graduates in Calendar Year | Number of Graduates Taking Exam | Number Who Passed Exam | Number Who Failed Exam | Passage |
|---------------------------|-----------------------------|--------------------------------------|---------------------------------|------------------------|------------------------|---------|
| N/A                       |                             |                                      |                                 |                        |                        |         |



**Institution Name:** Hult International Business School  
**Address:** 1355 Sansome St, San Francisco, CA 94111 SEP15EP  
**Phone:** (415) 869-2900  
**Website:** [www.hult.edu](http://www.hult.edu), [www.hult.edu/en/all-locations/san-francisco/](http://www.hult.edu/en/all-locations/san-francisco/)

**Salary and Wage Information (includes data for the two calendar years prior to reporting)**

| Calendar Year | Graduates Available for Employment | Graduates Employed in Field | Annual Salary and Wages Reported for Graduates Employed in the Field (USD) |            |             |             |             |             |             |             |             |             |             |             |             |             |             |             |             |             |             |              |                |                                |  |
|---------------|------------------------------------|-----------------------------|----------------------------------------------------------------------------|------------|-------------|-------------|-------------|-------------|-------------|-------------|-------------|-------------|-------------|-------------|-------------|-------------|-------------|-------------|-------------|-------------|-------------|--------------|----------------|--------------------------------|--|
|               |                                    |                             | 1-5000                                                                     | 5001-10000 | 10001-15000 | 15001-20000 | 20001-25000 | 25001-30000 | 30001-35000 | 35001-40000 | 40001-45000 | 45001-50000 | 50001-55000 | 55001-60000 | 60001-65000 | 65001-70000 | 70001-75000 | 75001-80000 | 80001-85000 | 85001-90000 | 90001-95000 | 95001-100000 | 100001 or more | No Salary Information Reported |  |
| 2017          | 114                                | 96                          | 1                                                                          | 1          | 1           | 2           | 6           | 2           | 7           | 12          | 8           | 6           | 3           | 5           | 10          | 8           | 2           | 1           | -           | 3           | -           | 1            | 1              | 16                             |  |
| 2018          | 68                                 | 61                          | 1                                                                          | 0          | 0           | 1           | 4           | 3           | 1           | 2           | 6           | 4           | 6           | 7           | 4           | 2           | 5           | 2           | 1           | 0           | 1           | 0            | 5              | 6                              |  |

A list of sources used to substantiate salary disclosures is available from the school. To obtain this list, please ask an institutional representative where to view this list.

**Student's Initials:** \_\_\_\_\_ **Date:** \_\_\_\_\_

**Initial only after you have had sufficient time to read and understand the information.**

**Cost of Educational Program**

Total charges for the program for students completing on-time in 2017/18: \$48,250.00. Additional charges may be incurred if the program is not completed on-time.

**Student's Initials:** \_\_\_\_\_ **Date:** \_\_\_\_\_

**Initial only after you have had sufficient time to read and understand the information.**

**Federal Student Loan Debt**

| Calendar Year | Most recent three-year cohort default rate, as reported by the United State Department of Education <sup>1</sup> | The percentage of enrolled students in 2018 receiving federal student loans to pay for this program. | The percentage of graduates in 2018 who took out federal student loans to pay for this program. | The average amount of federal student loan debt of 2018 graduates who took out federal student loans at this institution. |
|---------------|------------------------------------------------------------------------------------------------------------------|------------------------------------------------------------------------------------------------------|-------------------------------------------------------------------------------------------------|---------------------------------------------------------------------------------------------------------------------------|
| 2017          | 4.3%                                                                                                             | 8.92%                                                                                                | 7.37%                                                                                           | \$60,762.53                                                                                                               |
| 2018          | 4.3%                                                                                                             | 5.88%                                                                                                | 6.19%                                                                                           | \$56,743.00                                                                                                               |

**Institution Name:** Hult International Business School  
**Address:** 1355 Sansome St, San Francisco, CA 94111   
**Phone:** (415) 869-2900  
**Website:** [www.hult.edu](http://www.hult.edu), [www.hult.edu/en/all-locations/san-francisco/](http://www.hult.edu/en/all-locations/san-francisco/)

The percentage of students who defaulted on their federal student loans is called the Cohort Default Rate (CDR). It shows the percentage of this school's students who were more than 270 days (9 months) behind on their federal student loans within three years of when the first payment was due. This is the most recent CDR reported by the U.S. Department of Education.

**Student's Initials:** \_\_\_\_\_ **Date:** \_\_\_\_\_  
**Initial only after you have had sufficient time to read and understand the information.**

This fact sheet is filed with the Bureau for Private Postsecondary Education. Regardless of any information you may have relating to completion rates, placement rates, starting salaries, or license exam passage rates, this fact sheet contains the information as calculated pursuant to state law.

Any questions a student may have regarding this fact sheet that have not been satisfactorily answered by the institution may be directed to the Bureau for Private Postsecondary Education at 2535 Capitol Oaks Drive, Suite 400, Sacramento, CA 95833, [www.bppe.ca.gov](http://www.bppe.ca.gov), toll-free telephone number (888) 370-7589 or by fax (916) 263-1897.


\_\_\_\_\_  
Student Name - Print

\_\_\_\_\_  
Student Signature

\_\_\_\_\_  
Date

\_\_\_\_\_  
School Official

\_\_\_\_\_  
Date


**Institution Name:** Hult International Business School  
**Address:** 1355 Sansome St, San Francisco, CA 94111   
**Phone:** (415) 869-2900  
**Website:** [www.hult.edu](http://www.hult.edu), [www.hult.edu/en/all-locations/san-francisco/](http://www.hult.edu/en/all-locations/san-francisco/)

## Definitions

- “Number of Students Who Began the Program” means the number of students who began a program who were scheduled to complete the program within 100% of the published program length within the reporting calendar year and excludes all students who cancelled during the cancellation period.
- “Students Available for Graduation” is the number of students who began the program minus the number of students who have died, been incarcerated, or been called to active military duty.
- “Number of On-time Graduates” is the number of students who completed the program within 100% of the published program length within the reporting calendar year.
- “On-time Completion Rate” is the number of on-time graduates divided by the number of students available for graduation.
- “150% Graduates” is the number of students who completed the program within 150% of the program length (includes on-time graduates).
- “150% Completion Rate” is the number of students who completed the program in the reported calendar year within 150% of the published program length, including on-time graduates, divided by the number of students available for graduation.
- “Graduates Available for Employment” means the number of graduates minus the number of graduates unavailable for employment.
- “Graduates Unavailable for Employment” means the graduates who, after graduation, die, become incarcerated, are called to active military duty, are international students that leave the United States or do not have a visa allowing employment in the United States, or are continuing their education in an accredited or bureau-approved postsecondary institution.
- “Graduates Employed in the Field” means graduates who beginning within six months after a student completes the applicable educational program are gainfully employed, whose employment has been reported, and for whom the institution has documented verification of employment. For occupations for which the state requires passing an examination, the six months period begins after the announcement of the examination results for the first examination available after a student completes an applicable educational program.
- “Placement Rate Employed in the Field” is calculated by dividing the number of graduates gainfully employed in the field by the number of graduates available for employment.
- “Number of Graduates Taking Exam” is the number of graduates who took the first available exam in the reported calendar year.
- “First Available Exam Date” is the date for the first available exam after a student completed a program.

**Institution Name:** Hult International Business School  
**Address:** 1355 Sansome St, San Francisco, CA 94111   
**Phone:** (415) 869-2900  
**Website:** [www.hult.edu](http://www.hult.edu), [www.hult.edu/en/all-locations/san-francisco/](http://www.hult.edu/en/all-locations/san-francisco/)

- “Passage Rate” is calculated by dividing the number of graduates who passed the exam by the number of graduates who took the reported licensing exam.
- “Number Who Passed First Available Exam” is the number of graduates who took and passed the first available licensing exam after completing the program.
- “Salary” is as reported by graduate or graduate’s employer.
- “No Salary Information Reported” is the number of graduates for whom, after making reasonable attempts, the school was not able to obtain salary information.

**Institution Name:** Hult International Business School  
**Address:** 1355 Sansome St, San Francisco, CA 94111   
**Phone:** (415) 869-2900  
**Website:** [www.hult.edu](http://www.hult.edu), [www.hult.edu/en/all-locations/san-francisco/](http://www.hult.edu/en/all-locations/san-francisco/)

## **STUDENT'S RIGHT TO CANCEL**

A student may withdraw from the MIB program at any time upon giving written notice to the School's Registrar. The withdrawing student may re-enter the program at a later date on the condition that they will have completed their program within five years of their original start date. He or she may use any unexpired program fee credit toward the receipt of educational services or materials, which will be priced at the fee structure of the time of re-entry. The returning student is therefore liable for any fee inflation from the original enrollment to the time of re-entry. Course choices and study program will be subject to space and scheduling availability. In addition to providing written notice to the Registrar, all students must meet with the Dean prior to withdrawing (see student handbook for detailed procedure). If the student is on a student visa at his or her campus of study, withdrawal from Hult will invalidate the student visa and immigration authorities will be informed. The student must schedule an exit interview with Student Services prior to his or her departure.

**Institution Name:** Hult International Business School  
**Address:** 1355 Sansome St, San Francisco, CA 94111  
**Phone:** (415) 869-2900  
**Website:** [www.hult.edu](http://www.hult.edu), [www.hult.edu/en/all-locations/san-francisco/](http://www.hult.edu/en/all-locations/san-francisco/)

**SCHOOL PERFORMANCE FACT SHEET  
 CALENDAR YEARS 2017&2018**

Masters in Disruptive Innovation (MDI)

This program is new. Therefore, the number of students who graduate, the number of students who are placed, or the starting salary you can earn after finishing the educational program are unknown at this time. Information regarding general salary and placement statistics may be available from government sources or from the institution, but is not equivalent to actual performance data. Two full years of data is expected to be available from 2020/21.

**On-Time Completion Rates (Graduation Rates)**  
*Includes data for the two calendar years prior to reporting.*

| Calendar Year | Number of Students Who Began the Program | Students Available for Graduation | Number of On-Time Graduates | On-Time Completion Rate |
|---------------|------------------------------------------|-----------------------------------|-----------------------------|-------------------------|
| 2017          | 0                                        | 0                                 | 0                           | 0                       |
| 2018          | 0                                        | 0                                 | 0                           | 0                       |

**Student's Initials:** \_\_\_\_\_ **Date:** \_\_\_\_\_  
 Initial only after you have had sufficient time to read and understand the information.

**Job Placement Rates (includes data for the two calendar years prior to reporting)**

| Calendar Year | Number of Students Who Began Program | Number of Graduates | Graduates Available for Employment | Graduates Employed in the Field | Placement Rate % Employed in the Field |
|---------------|--------------------------------------|---------------------|------------------------------------|---------------------------------|----------------------------------------|
| 2017          | 0                                    | 0                   | 0                                  | 0                               | 0                                      |
| 2018          | 0                                    | 0                   | 0                                  | 0                               | 0                                      |

You may obtain from the institution a list of the employment positions determined to be in the field for which a student received education and training. To obtain this list, please ask an institutional representative or you can review the list of the institution's website at <http://www.schoolofchoice.com/jobclassifications>.

**Gainfully Employed Categories (includes data for the two calendar years prior to reporting)**

**Part-Time vs. Full-Time Employment**

**Institution Name:** Hult International Business School  
**Address:** 1355 Sansome St, San Francisco, CA 94111  
**Phone:** (415) 869-2900  
**Website:** [www.hult.edu](http://www.hult.edu), [www.hult.edu/en/all-locations/san-francisco/](http://www.hult.edu/en/all-locations/san-francisco/)

| Calendar Year | Graduate Employed in the Field 20-29 Hours Per Week | Graduates Employed in the Field at Least 30 Hours Per Week | Total Graduates Employed in the Field |
|---------------|-----------------------------------------------------|------------------------------------------------------------|---------------------------------------|
| 2017          | 0                                                   | 0                                                          | 0                                     |
| 2018          | 0                                                   | 0                                                          | 0                                     |

**Single Position vs. Concurrent Aggregated Position**

| Calendar Year | Graduates Employed in the Field in a Single Position | Graduates Employed in the Field in Concurrent Aggregated Positions | Total Graduates Employed in the Field |
|---------------|------------------------------------------------------|--------------------------------------------------------------------|---------------------------------------|
| 2017          | 0                                                    | 0                                                                  | 0                                     |
| 2018          | 0                                                    | 0                                                                  | 0                                     |

**Self-Employed / Freelance Positions**

| Calendar Year | Graduates Employed who are Self-Employed or Working Freelance | Total Graduates Employed in the Field |
|---------------|---------------------------------------------------------------|---------------------------------------|
| 2017          | 0                                                             | 0                                     |
| 2018          | 0                                                             | 0                                     |


**Institutional Employment**

| Calendar Year | Graduates Employed in the Field who are Employed by the Institution, an Employer Owned by the Institution, or an Employer who Shares Ownership with the Institution. | Total Graduates Employed in the Field |
|---------------|----------------------------------------------------------------------------------------------------------------------------------------------------------------------|---------------------------------------|
| 2017          | 0                                                                                                                                                                    | 0                                     |
| 2018          | 0                                                                                                                                                                    | 0                                     |

**Student's Initials:** \_\_\_\_\_ **Date:** \_\_\_\_\_

Initial only after you have had sufficient time to read and understand the information.

**License Examination Passage Rates (includes data for the two calendar years prior to reporting)**

**Institution Name:** Hult International Business School  
**Address:** 1355 Sansome St, San Francisco, CA 94111   
**Phone:** (415) 869-2900  
**Website:** [www.hult.edu](http://www.hult.edu), [www.hult.edu/en/all-locations/san-francisco/](http://www.hult.edu/en/all-locations/san-francisco/)

| First Available Exam Date | Date Exam Results Announced | Number of Graduates in Calendar Year | Number of Graduates Taking Exam | Number Who Passed Exam | Number Who Failed Exam | Passage |
|---------------------------|-----------------------------|--------------------------------------|---------------------------------|------------------------|------------------------|---------|
| N/A                       |                             |                                      |                                 |                        |                        |         |



**Institution Name:** Hult International Business School  
**Address:** 1355 Sansome St, San Francisco, CA 94111  
**Phone:** (415) 869-2900  
**Website:** [www.hult.edu](http://www.hult.edu), [www.hult.edu/en/all-locations/san-francisco/](http://www.hult.edu/en/all-locations/san-francisco/)

**Salary and Wage Information (includes data for the two calendar years prior to reporting)**

| Calendar Year | Graduates Available for Employment | Graduates Employed in Field | Annual Salary and Wages Reported for Graduates Employed in the Field (USD) |            |             |             |             |             |             |             |             |             |             |             |             |             |             |             |             |              |                |                                |  |
|---------------|------------------------------------|-----------------------------|----------------------------------------------------------------------------|------------|-------------|-------------|-------------|-------------|-------------|-------------|-------------|-------------|-------------|-------------|-------------|-------------|-------------|-------------|-------------|--------------|----------------|--------------------------------|--|
|               |                                    |                             | 1-5000                                                                     | 5001-10000 | 10001-15000 | 15001-20000 | 20001-25000 | 25001-30000 | 30001-35000 | 35001-40000 | 40001-45000 | 45001-50000 | 50001-55000 | 55001-60000 | 60001-65000 | 65001-70000 | 70001-75000 | 75001-80000 | 85001-90000 | 95001-100000 | 100001 or more | No Salary Information Reported |  |
| 2017          | 0                                  | 0                           |                                                                            |            |             |             |             |             |             |             |             |             |             |             |             |             |             |             |             |              |                |                                |  |
| 2018          | 0                                  | 0                           |                                                                            |            |             |             |             |             |             |             |             |             |             |             |             |             |             |             |             |              |                |                                |  |

A list of sources used to substantiate salary disclosures is available from the school. To obtain this list, please ask an institutional representative where to view this list.

**Student's Initials:** \_\_\_\_\_ **Date:** \_\_\_\_\_  
**Initial only after you have had sufficient time to read and understand the information.**


**Cost of Educational Program**

Total charges for the program for students completing on-time in 2017/18: **\$27,000.00**. Additional charges may be incurred if the program is not completed on-time.

**Student's Initials:** \_\_\_\_\_ **Date:** \_\_\_\_\_  
**Initial only after you have had sufficient time to read and understand the information.**

**Federal Student Loan Debt**

| Most recent three-year cohort default rate, as reported by the United State Department of Education <sup>1</sup> | The percentage of enrolled students in 2018 receiving federal student loans to pay for this program. | The average amount of federal student loan debt of 2018 graduates who took out federal student loans at this institution. | The percentage of graduates in 2018 who took out federal student loans to pay for this program. |
|------------------------------------------------------------------------------------------------------------------|------------------------------------------------------------------------------------------------------|---------------------------------------------------------------------------------------------------------------------------|-------------------------------------------------------------------------------------------------|
| 0                                                                                                                | 0                                                                                                    | 0                                                                                                                         | 0                                                                                               |

**Institution Name:** Hult International Business School  
**Address:** 1355 Sansome St, San Francisco, CA 94111   
**Phone:** (415) 869-2900  
**Website:** [www.hult.edu](http://www.hult.edu), [www.hult.edu/en/all-locations/san-francisco/](http://www.hult.edu/en/all-locations/san-francisco/)

The percentage of students who defaulted on their federal student loans is called the Cohort Default Rate (CDR). It shows the percentage of this school's students who were more than 270 days (9 months) behind on their federal student loans within three years of when the first payment was due. This is the most recent CDR reported by the U.S. Department of Education.

**Student's Initials:** \_\_\_\_\_ **Date:** \_\_\_\_\_  
**Initial only after you have had sufficient time to read and understand the information.**

This fact sheet is filed with the Bureau for Private Postsecondary Education. Regardless of any information you may have relating to completion rates, placement rates, starting salaries, or license exam passage rates, this fact sheet contains the information as calculated pursuant to state law.

Any questions a student may have regarding this fact sheet that have not been satisfactorily answered by the institution may be directed to the Bureau for Private Postsecondary Education at 2535 Capitol Oaks Drive, Suite 400, Sacramento, CA 95833, [www.bppe.ca.gov](http://www.bppe.ca.gov), toll-free telephone number (888) 370-7589 or by fax (916) 263-1897.


\_\_\_\_\_  
Student Name - Print

\_\_\_\_\_  
Student Signature

\_\_\_\_\_  
Date


\_\_\_\_\_  
School Official

\_\_\_\_\_  
Date


**Institution Name:** Hult International Business School  
**Address:** 1355 Sansome St, San Francisco, CA 94111   
**Phone:** (415) 869-2900  
**Website:** [www.hult.edu](http://www.hult.edu), [www.hult.edu/en/all-locations/san-francisco/](http://www.hult.edu/en/all-locations/san-francisco/)

## Definitions

- “Number of Students Who Began the Program” means the number of students who began a program who were scheduled to complete the program within 100% of the published program length within the reporting calendar year and excludes all students who cancelled during the cancellation period.
- “Students Available for Graduation” is the number of students who began the program minus the number of students who have died, been incarcerated, or been called to active military duty.
- “Number of On-time Graduates” is the number of students who completed the program within 100% of the published program length within the reporting calendar year.
- “On-time Completion Rate” is the number of on-time graduates divided by the number of students available for graduation.
- “150% Graduates” is the number of students who completed the program within 150% of the program length (includes on-time graduates).
- “150% Completion Rate” is the number of students who completed the program in the reported calendar year within 150% of the published program length, including on-time graduates, divided by the number of students available for graduation.
- “Graduates Available for Employment” means the number of graduates minus the number of graduates unavailable for employment.
- “Graduates Unavailable for Employment” means the graduates who, after graduation, die, become incarcerated, are called to active military duty, are international students that leave the United States or do not have a visa allowing employment in the United States, or are continuing their education in an accredited or bureau-approved postsecondary institution.
- “Graduates Employed in the Field” means graduates who beginning within six months after a student completes the applicable educational program are gainfully employed, whose employment has been reported, and for whom the institution has documented verification of employment. For occupations for which the state requires passing an examination, the six months period begins after the announcement of the examination results for the first examination available after a student completes an applicable educational program.
- “Placement Rate Employed in the Field” is calculated by dividing the number of graduates gainfully employed in the field by the number of graduates available for employment.
- “Number of Graduates Taking Exam” is the number of graduates who took the first available exam in the reported calendar year.
- “First Available Exam Date” is the date for the first available exam after a student completed a program.

**Institution Name:** Hult International Business School  
**Address:** 1355 Sansome St, San Francisco, CA 94111   
**Phone:** (415) 869-2900  
**Website:** [www.hult.edu](http://www.hult.edu), [www.hult.edu/en/all-locations/san-francisco/](http://www.hult.edu/en/all-locations/san-francisco/)

- “Passage Rate” is calculated by dividing the number of graduates who passed the exam by the number of graduates who took the reported licensing exam.
- “Number Who Passed First Available Exam” is the number of graduates who took and passed the first available licensing exam after completing the program.
- “Salary” is as reported by graduate or graduate’s employer.
- “No Salary Information Reported” is the number of graduates for whom, after making reasonable attempts, the school was not able to obtain salary information.

**Institution Name:** Hult International Business School  
**Address:** 1355 Sansome St, San Francisco, CA 94111   
**Phone:** (415) 869-2900  
**Website:** [www.hult.edu](http://www.hult.edu), [www.hult.edu/en/all-locations/san-francisco/](http://www.hult.edu/en/all-locations/san-francisco/)

## **STUDENT'S RIGHT TO CANCEL**

A student may withdraw from the MIB program at any time upon giving written notice to the School's Registrar. The withdrawing student may re-enter the program at a later date on the condition that they will have completed their program within five years of their original start date. He or she may use any unexpired program fee credit toward the receipt of educational services or materials, which will be priced at the fee structure of the time of re-entry. The returning student is therefore liable for any fee inflation from the original enrollment to the time of re-entry. Course choices and study program will be subject to space and scheduling availability. In addition to providing written notice to the Registrar, all students must meet with the Dean prior to withdrawing (see student handbook for detailed procedure). If the student is on a student visa at his or her campus of study, withdrawal from Hult will invalidate the student visa and immigration authorities will be informed. The student must schedule an exit interview with Student Services prior to his or her departure.