

# NEW YORK FILM ACADEMY

COLLEGE OF VISUAL AND PERFORMING ARTS

## SCHOOL PERFORMANCE FACT SHEET

CALENDAR YEARS 2018 & 2019

### One-Week Acting for Film – 1 Week

#### On-time Completion Rates (Graduation Rates)

Include data for the two calendar years prior to reporting

Calendar Year	Number of Student Who Began the Program	Students Available for Graduation	Number of On-time Graduates	On-time Completion Rates
<b>2018</b>	31	31	26	84%
<b>2019</b>	21	21	21	100%

Student's Initials: \_\_\_\_\_ Date: \_\_\_\_\_

Initial only after you have had sufficient time to read and understand the information.

#### Students Completing with 150% of Published Program Length

Calendar Year	Number of Student Who Began the Program	Students Available for Graduation	150% Graduates	150% Completion Rates
<b>2018</b>	0	0	0	0
<b>2019</b>	0	0	0	0

\*Included only if program is more than one year in length

Student's Initials: \_\_\_\_\_ Date: \_\_\_\_\_

Initial only after you have had sufficient time to read and understand the information.

# NEW YORK FILM ACADEMY

COLLEGE OF VISUAL AND PERFORMING ARTS

## Job Placement Rates (includes data for the two calendar years prior to reporting)

Calendar Year	Number of Students Who Began the Program	Number of Graduates	Graduates Available for Employment	Graduates Employed in the Field	Placement Rate % Employment in the Field
2018	31	26	0	0	0%
2019	21	21	6	0	0%

You may obtain from the institution a list of the employment positions determined to be in the field for which a student received education and training. Please contact the Compliance Office.

## Gainful Employment Categories (includes data for the two calendar years prior to reporting)

### Part Time vs. Full -Time Employment

Calendar Year	Graduates Employed in the Field 20 to 29 hours per week	Graduates Employed in the Field at least 30 hours per week	Total Graduates Employed in the field
2018	0	0	0
2019	0	0	0

### Single Position vs. Concurrent Aggregated Positions

Calendar Year	Graduates Employed in the Field in a single position	Graduates Employed in the Field concurrent aggregated positions	Total Graduates Employed in the field
2018	0	0	0
2019	0	0	0

# NEW YORK FILM ACADEMY

COLLEGE OF VISUAL AND PERFORMING ARTS

## Self-Employed/Freelance Positions

Calendar Year	Graduates Employed who are self-employed or working freelance	Total Graduates Employed in the field
2018	0	0
2019	0	0

## Institutional Employment

Calendar Year	Graduates Employed in the field who are Employed by the Institution, an Employer Owned by the Institution, or an Employer who shares Ownership with the institution.	Total Graduates Employed in the field
2018	0	0
2019	0	0

Student's Initials: \_\_\_\_\_ Date: \_\_\_\_\_

Initial only after you have had sufficient time to read and understand the information.

### This Program may result in freelance or self-employment.

- The work available to graduates of this program is usually for freelance or self-employment.
- This type of work may not be consistent.
- The period of employment can range from one day to weeks to several months.
- Hours worked in a day or week may be more or less than the traditional 8 hours work day or 40-hour work week.
- You can expect to spend unpaid time expanding your networks, advertising, promoting your services, or honing your skills.
- Once graduates being to work freelance or are self-employed, they will be asked to provide documentation that they are employed as such so that they may be counted as placed for our job placement records.
- Students initialing this disclosure understand that either a majority or all of this school's graduates are employed in this manner and understand what comprises this work style.

Student's Initials: \_\_\_\_\_ Date: \_\_\_\_\_

Initial only after you have had sufficient time to read and understand the information.



**License Examination Passage Rates – This program does not lead to licensing examinations**

**Salary and Wage Information (includes data for the two calendar years prior to reporting)**

Annual salary and wages reported for graduates employed in the field.

Calendar Year	Graduates Available for Employment	Graduates Employed in the Field	\$0 - \$5001	\$25,001 - \$30,000	\$35,001 - \$40,000	\$45,001 - \$50,000	No Salary Information Reported
2018	0	0	0	0	0	0	0
2019	0	0	0	0	0	0	0

A list of sources used to substantiate salary disclosures is available from the school. Please contact the Compliance Office.

**Student’s Initials: \_\_\_\_\_ Date: \_\_\_\_\_**

**Initial only after you have had sufficient time to read and understand the information.**

**COST OF EDUCATIONAL PROGRAM**

Total charges for the program for students completing on-time in 2018: \$1,175; 2019: \$1,214. Additional charges may be incurred if the program is not completed on-time.

**Student’s Initials: \_\_\_\_\_ Date: \_\_\_\_\_**

**Initial only after you have had sufficient time to read and understand the information.**

# NEW YORK FILM ACADEMY

COLLEGE OF VISUAL AND PERFORMING ARTS

## FEDERAL STUDENT LOAN DEBT

Calendar Year	Most recent three year cohort default rate, as reported by the United States Department of Education.*	The percentage of enrolled students receiving federal student loans to pay for this program.	The average amount of federal student loan debt of graduates who took out federal student loans at this institution.	The percentage of graduates who took out federal student loans to pay for this Education Program.
2018	1.8%	0	0	0
2019	2.5%	0	0	0

\*The percentage of students who defaulted on their federal student loans is called the Cohort Default Rate (CDR). It shows the percentage of this school's students who were more than 270 days (9 months) behind on their federal student loans within three years of when the first payment was due. This is the most recent CDR reported by the U.S. Department of Education.

**Student's Initials:** \_\_\_\_\_ **Date:** \_\_\_\_\_

**Initial only after you have had sufficient time to read and understand the information.**

This fact sheet is filed with the Bureau for Private Postsecondary Education. Regardless of any information you may have relating to the completion rates, starting salaries, or license exam passage rates, this fact sheet contains the information as calculated pursuant to state law.

Any questions a student may have regarding this fact sheet that have not been satisfactorily answered by the institution may be directed to the Bureau for Private Postsecondary Education at 1747 N. Market Blvd, Suite 225, Sacramento, CA 95834, [www.bppe.ca.gov](http://www.bppe.ca.gov), toll-free telephone number (888) 370-7589 or by fax (916) 263-1897.

\_\_\_\_\_  
**Student Name – Print**

\_\_\_\_\_  
**Student Signature**

\_\_\_\_\_  
**Date**

\_\_\_\_\_  
**School Official**

\_\_\_\_\_  
**Date**

## DEFINITIONS

- “Number of Students Who Began the Program” means the number of students who began a program who were scheduled to complete the program within 100% of the published program length within the reporting calendar year and excludes all students who cancelled during the cancellation period.
- “Students Available for Graduation” is the number of students who began the program minus the number of students who have died, been incarcerated, or been called to active military duty.
- “Number of On-time Graduates” is the number of students who completed the program within 100% of the published program length within the reporting calendar year.
- “On-time Completion Rate” is the number of on-time graduates divided by the number of students available for graduation.
- “150% Graduates” is the number of students who completed the program within 150% of the program length (includes on-time graduates).
- “150% Completion Rate” is the number of students who completed the program in the reported calendar year within 150% of the published program length, including on-time graduates, divided by the number of students available for graduation.
- “Graduates Available for Employment” means the number of graduates minus the number of graduates unavailable for employment.
- “Graduates Unavailable for Employment” means the graduates who, after graduation, die, become incarcerated, are called to active military duty, are international students that leave the United States or do not have a visa allowing employment in the United States, or are continuing their education in an accredited or bureau-approved postsecondary institution.
- “Graduates Employed in the Field” means graduates who beginning within six months after a student completes the applicable educational program are gainfully employed, whose employment has been reported, and for whom the institution has documented verification of employment. For occupations for which the state requires passing an examination, the six months period begins after the announcement of the examination results for the first examination available after a student completes an applicable educational program.
- “Placement Rate Employed in the Field” is calculated by dividing the number of graduates gainfully employed in the field by the number of graduates available for employment.
- “Number of Graduates Taking Exam” is the number of graduates who took the first available exam in the reported calendar year.

# NEW YORK FILM ACADEMY

COLLEGE OF VISUAL AND PERFORMING ARTS

- “First Available Exam Date” is the date for the first available exam after a student completed a program.
- “Passage Rate” is calculated by dividing the number of graduates who passed the exam by the number of graduates who took the reported licensing exam.
- “Number Who Passed First Available Exam” is the number of graduates who took and passed the first available licensing exam after completing the program.
- “Salary” is as reported by graduate or graduate’s employer.
- “No Salary Information Reported” is the number of graduates for whom, after making reasonable attempts, the school was not able to obtain salary information.

# NEW YORK FILM ACADEMY

COLLEGE OF VISUAL AND PERFORMING ARTS

## STUDENT'S RIGHT TO CANCEL

The student has a right to cancel this enrollment agreement and obtain a refund. A notice of cancellation or withdrawal must be made in writing. The written request must include the following information: specific timeframes, such as the date the course started and the date of cancellation or withdrawal. Notice of Withdrawal forms are available in the Office of the Registrar. Any student who intends to cancel or withdraw must submit a signed and dated copy of the Notice of Withdrawal Form, or any other form of written notice that includes the required information to:

New York Film Academy  
3300 W. Riverside Dr.  
Burbank, CA 91505

## REFUND INFORMATION:

The New York Film Academy will refund 100% of the amount paid for institutional charges, less an administrative processing fee of \$100.00 if notice of cancellation is made through attendance at the first class session, or the seventh class day after enrollment, whichever is later.

Notice of cancellation or withdrawal must be made no later than \_\_\_\_\_.

After the 100% refund period described above, a student may withdraw from a course after instruction has started and receive a pro rata refund (less a non-refundable administrative processing fee of \$100.00) for the unused portion of the tuition and other refundable charges, if the student has completed 60% or less of the term's instruction.

The amount of the refund is calculated based on the student's withdrawal date. Transfer credits will be awarded with a deduction in overall tuition based on a per credit unit cost. Refunds are disbursed within 30 days of the official withdrawal from the school. The withdrawal is dated on the day that the student gave written notice to the school.



# NEW YORK FILM ACADEMY

COLLEGE OF VISUAL AND PERFORMING ARTS

## SCHOOL PERFORMANCE FACT SHEET

CALENDAR YEARS 2018 & 2019

### One-Week Filmmaking – 1 Week

#### On-time Completion Rates (Graduation Rates)

Include data for the two calendar years prior to reporting

Calendar Year	Number of Student Who Began the Program	Students Available for Graduation	Number of On-time Graduates	On-time Completion Rates
<b>2018</b>	39	39	26	67%
<b>2019</b>	33	33	31	94%

Student's Initials: \_\_\_\_\_ Date: \_\_\_\_\_

Initial only after you have had sufficient time to read and understand the information.

#### Students Completing with 150% of Published Program Length

Calendar Year	Number of Student Who Began the Program	Students Available for Graduation	150% Graduates	150% Completion Rates
<b>2018</b>	0	0	0	0
<b>2019</b>	0	0	0	0

\*Included only if program is more than one year in length

Student's Initials: \_\_\_\_\_ Date: \_\_\_\_\_

Initial only after you have had sufficient time to read and understand the information.

# NEW YORK FILM ACADEMY

COLLEGE OF VISUAL AND PERFORMING ARTS

## Job Placement Rates (includes data for the two calendar years prior to reporting)

Calendar Year	Number of Students Who Began the Program	Number of Graduates	Graduates Available for Employment	Graduates Employed in the Field	Placement Rate % Employment in the Field
2018	39	26	0	0	0%
2019	33	31	14	0	0%

You may obtain from the institution a list of the employment positions determined to be in the field for which a student received education and training. Please contact the Compliance Office.

## Gainful Employment Categories (includes data for the two calendar years prior to reporting)

### Part Time vs. Full -Time Employment

Calendar Year	Graduates Employed in the Field 20 to 29 hours per week	Graduates Employed in the Field at least 30 hours per week	Total Graduates Employed in the field
2018	0	0	0
2019	0	0	0

### Single Position vs. Concurrent Aggregated Positions

Calendar Year	Graduates Employed in the Field in a single position	Graduates Employed in the Field concurrent aggregated positions	Total Graduates Employed in the field
2018	0	0	0
2019	0	0	0

# NEW YORK FILM ACADEMY

COLLEGE OF VISUAL AND PERFORMING ARTS

## Self-Employed/Freelance Positions

Calendar Year	Graduates Employed who are self-employed or working freelance	Total Graduates Employed in the field
2018	0	0
2019	0	0

## Institutional Employment

Calendar Year	Graduates Employed in the field who are Employed by the Institution, an Employer Owned by the Institution, or an Employer who shares Ownership with the institution.	Total Graduates Employed in the field
2018	0	0
2019	0	0

Student's Initials: \_\_\_\_\_ Date: \_\_\_\_\_

Initial only after you have had sufficient time to read and understand the information.

### This Program may result in freelance or self-employment.

- The work available to graduates of this program is usually for freelance or self-employment.
- This type of work may not be consistent.
- The period of employment can range from one day to weeks to several months.
- Hours worked in a day or week may be more or less than the traditional 8 hours work day or 40-hour work week.
- You can expect to spend unpaid time expanding your networks, advertising, promoting your services, or honing your skills.
- Once graduates being to work freelance or are self-employed, they will be asked to provide documentation that they are employed as such so that they may be counted as placed for our job placement records.
- Students initialing this disclosure understand that either a majority or all of this school's graduates are employed in this manner and understand what comprises this work style.

Student's Initials: \_\_\_\_\_ Date: \_\_\_\_\_

Initial only after you have had sufficient time to read and understand the information.



**License Examination Passage Rates – This program does not lead to licensing examinations**

**Salary and Wage Information (includes data for the two calendar years prior to reporting)**

Annual salary and wages reported for graduates employed in the field.

Calendar Year	Graduates Available for Employment	Graduates Employed in the Field	\$0 - \$5,000	\$35,001 - \$40,000	\$40,001 - \$45,000	\$45,001 - \$50,000	No Salary Information Reported
2018	5	0	0	0	0	0	0
2019	0	0	0	0	0	0	0

A list of sources used to substantiate salary disclosures is available from the school. Please contact the Compliance Office.

**Student’s Initials: \_\_\_\_\_ Date: \_\_\_\_\_**

**Initial only after you have had sufficient time to read and understand the information.**

**COST OF EDUCATIONAL PROGRAM**

Total charges for the program for students completing on-time in 2018: \$1,736; 2019: \$1,794. Additional charges may be incurred if the program is not completed on-time.

**Student’s Initials: \_\_\_\_\_ Date: \_\_\_\_\_**

**Initial only after you have had sufficient time to read and understand the information.**

# NEW YORK FILM ACADEMY

COLLEGE OF VISUAL AND PERFORMING ARTS

## FEDERAL STUDENT LOAN DEBT

Calendar Year	Most recent three year cohort default rate, as reported by the United States Department of Education*	The percentage of enrolled students receiving federal student loans to pay for this program.	The average amount of federal student loan debt of graduates who took out federal student loans at this institution.	The percentage of graduates who took out federal student loans to pay for this Education Program.
<b>2018</b>	1.8%	0	0	0
<b>2019</b>	2.5%	0	0	0

\*The percentage of students who defaulted on their federal student loans is called the Cohort Default Rate (CDR). It shows the percentage of this school's students who were more than 270 days (9 months) behind on their federal student loans within three years of when the first payment was due. This is the most recent CDR reported by the U.S. Department of Education.

**Student's Initials:** \_\_\_\_\_ **Date:** \_\_\_\_\_

**Initial only after you have had sufficient time to read and understand the information.**

This fact sheet is filed with the Bureau for Private Postsecondary Education. Regardless of any information you may have relating to the completion rates, starting salaries, or license exam passage rates, this fact sheet contains the information as calculated pursuant to state law.

Any questions a student may have regarding this fact sheet that have not been satisfactorily answered by the institution may be directed to the Bureau for Private Postsecondary Education at 1747 N. Market Blvd, Suite 225, Sacramento, CA 95834, [www.bppe.ca.gov](http://www.bppe.ca.gov), toll-free telephone number (888) 370-7589 or by fax (916) 263-1897.

\_\_\_\_\_  
**Student Name – Print**

\_\_\_\_\_  
**Student Signature**

\_\_\_\_\_  
**Date**

\_\_\_\_\_  
**School Official**

\_\_\_\_\_  
**Date**

## DEFINITIONS

- “Number of Students Who Began the Program” means the number of students who began a program who were scheduled to complete the program within 100% of the published program length within the reporting calendar year and excludes all students who cancelled during the cancellation period.
- “Students Available for Graduation” is the number of students who began the program minus the number of students who have died, been incarcerated, or been called to active military duty.
- “Number of On-time Graduates” is the number of students who completed the program within 100% of the published program length within the reporting calendar year.
- “On-time Completion Rate” is the number of on-time graduates divided by the number of students available for graduation.
- “150% Graduates” is the number of students who completed the program within 150% of the program length (includes on-time graduates).
- “150% Completion Rate” is the number of students who completed the program in the reported calendar year within 150% of the published program length, including on-time graduates, divided by the number of students available for graduation.
- “Graduates Available for Employment” means the number of graduates minus the number of graduates unavailable for employment.
- “Graduates Unavailable for Employment” means the graduates who, after graduation, die, become incarcerated, are called to active military duty, are international students that leave the United States or do not have a visa allowing employment in the United States, or are continuing their education in an accredited or bureau-approved postsecondary institution.
- “Graduates Employed in the Field” means graduates who beginning within six months after a student completes the applicable educational program are gainfully employed, whose employment has been reported, and for whom the institution has documented verification of employment. For occupations for which the state requires passing an examination, the six months period begins after the announcement of the examination results for the first examination available after a student completes an applicable educational program.
- “Placement Rate Employed in the Field” is calculated by dividing the number of graduates gainfully employed in the field by the number of graduates available for employment.
- “Number of Graduates Taking Exam” is the number of graduates who took the first available exam in the reported calendar year.

# NEW YORK FILM ACADEMY

COLLEGE OF VISUAL AND PERFORMING ARTS

- “First Available Exam Date” is the date for the first available exam after a student completed a program.
- “Passage Rate” is calculated by dividing the number of graduates who passed the exam by the number of graduates who took the reported licensing exam.
- “Number Who Passed First Available Exam” is the number of graduates who took and passed the first available licensing exam after completing the program.
- “Salary” is as reported by graduate or graduate’s employer.
- “No Salary Information Reported” is the number of graduates for whom, after making reasonable attempts, the school was not able to obtain salary information.

# NEW YORK FILM ACADEMY

COLLEGE OF VISUAL AND PERFORMING ARTS

## STUDENT'S RIGHT TO CANCEL

The student has a right to cancel this enrollment agreement and obtain a refund. A notice of cancellation or withdrawal must be made in writing. The written request must include the following information: specific timeframes, such as the date the course started and the date of cancellation or withdrawal. Notice of Withdrawal forms are available in the Office of the Registrar. Any student who intends to cancel or withdraw must submit a signed and dated copy of the Notice of Withdrawal Form, or any other form of written notice that includes the required information to:

New York Film Academy  
3300 W. Riverside Dr.  
Burbank, CA 91505

## REFUND INFORMATION:

The New York Film Academy will refund 100% of the amount paid for institutional charges, less an administrative processing fee of \$100.00 if notice of cancellation is made through attendance at the first class session, or the seventh class day after enrollment, whichever is later.

Notice of cancellation or withdrawal must be made no later than \_\_\_\_\_.

After the 100% refund period described above, a student may withdraw from a course after instruction has started and receive a pro rata refund (less a non-refundable administrative processing fee of \$100.00) for the unused portion of the tuition and other refundable charges, if the student has completed 60% or less of the term's instruction.

The amount of the refund is calculated based on the student's withdrawal date. Transfer credits will be awarded with a deduction in overall tuition based on a per credit unit cost. Refunds are disbursed within 30 days of the official withdrawal from the school. The withdrawal is dated on the day that the student gave written notice to the school.



# NEW YORK FILM ACADEMY

COLLEGE OF VISUAL AND PERFORMING ARTS

## SCHOOL PERFORMANCE FACT SHEET

### CALENDAR YEARS 2018 & 2019

#### Four-Week Acting for Film – Program Length

##### On-time Completion Rates (Graduation Rates)

Include data for the two calendar years prior to reporting

Calendar Year	Number of Student Who Began the Program	Students Available for Graduation	Number of On-time Graduates	On-time Completion Rates
<b>2018</b>	40	40	33	83%
<b>2019</b>	49	49	41	84%

Student's Initials: \_\_\_\_\_ Date: \_\_\_\_\_

Initial only after you have had sufficient time to read and understand the information.

##### Students Completing with 150% of Published Program Length

Calendar Year	Number of Student Who Began the Program	Students Available for Graduation	150% Graduates	150% Completion Rates
<b>2018</b>	0	0	0	0
<b>2019</b>	0	0	0	0

\*Included only if program is more than one year in length

Student's Initials: \_\_\_\_\_ Date: \_\_\_\_\_

Initial only after you have had sufficient time to read and understand the information.

# NEW YORK FILM ACADEMY

COLLEGE OF VISUAL AND PERFORMING ARTS

## Job Placement Rates (includes data for the two calendar years prior to reporting)

Calendar Year	Number of Students Who Began the Program	Number of Graduates	Graduates Available for Employment	Graduates Employed in the Field	Placement Rate % Employment in the Field
2018	40	33	0	0	0%
2019	49	41	2	0	0%

You may obtain from the institution a list of the employment positions determined to be in the field for which a student received education and training. Please contact the Compliance Office.

## Gainful Employment Categories (includes data for the two calendar years prior to reporting)

### Part Time vs. Full -Time Employment

Calendar Year	Graduates Employed in the Field 20 to 29 hours per week	Graduates Employed in the Field at least 30 hours per week	Total Graduates Employed in the field
2018	0	0	0
2019	0	0	0

### Single Position vs. Concurrent Aggregated Positions

Calendar Year	Graduates Employed in the Field in a single position	Graduates Employed in the Field concurrent aggregated positions	Total Graduates Employed in the field
2018	0	0	0
2019	0	0	0

# NEW YORK FILM ACADEMY

COLLEGE OF VISUAL AND PERFORMING ARTS

## Self-Employed/Freelance Positions

Calendar Year	Graduates Employed who are self-employed or working freelance	Total Graduates Employed in the field
2018	0	0
2019	0	0

## Institutional Employment

Calendar Year	Graduates Employed in the field who are Employed by the Institution, an Employer Owned by the Institution, or an Employer who shares Ownership with the institution.	Total Graduates Employed in the field
2018	0	0
2019	0	0

**Student's Initials: \_\_\_\_\_ Date: \_\_\_\_\_**

**Initial only after you have had sufficient time to read and understand the information.**

### **This Program may result in freelance or self-employment.**

- The work available to graduates of this program is usually for freelance or self-employment.
- This type of work may not be consistent.
- The period of employment can range from one day to weeks to several months.
- Hours worked in a day or week may be more or less than the traditional 8 hours work day or 40-hour work week.
- You can expect to spend unpaid time expanding your networks, advertising, promoting your services, or honing your skills.
- Once graduates being to work freelance or are self-employed, they will be asked to provide documentation that they are employed as such so that they may be counted as placed for our job placement records.
- Students initialing this disclosure understand that either a majority or all of this school's graduates are employed in this manner and understand what comprises this work style.

**Student's Initials: \_\_\_\_\_ Date: \_\_\_\_\_**

**Initial only after you have had sufficient time to read and understand the information.**



**License Examination Passage Rates – This program does not lead to licensing examinations**

**Salary and Wage Information (includes data for the two calendar years prior to reporting)**

Annual salary and wages reported for graduates employed in the field.

Calendar Year	Graduates Available for Employment	Graduates Employed in the Field	\$0 - \$5000	\$25,001 - \$30,000	\$40,001 - \$45,000	\$45,001 - \$50,000	No Salary Information Reported
2018	0	0	0	0	0	0	0
2019	2	0	0	0	0	0	0

A list of sources used to substantiate salary disclosures is available from the school. Please contact the Compliance Office.

**Student’s Initials: \_\_\_\_\_ Date: \_\_\_\_\_**

**Initial only after you have had sufficient time to read and understand the information.**

**COST OF EDUCATIONAL PROGRAM**

Total charges for the program for students completing on-time in 2018: \$4,062; 2019: \$4,200. Additional charges may be incurred if the program is not completed on-time.

**Student’s Initials: \_\_\_\_\_ Date: \_\_\_\_\_**

**Initial only after you have had sufficient time to read and understand the information.**

# NEW YORK FILM ACADEMY

COLLEGE OF VISUAL AND PERFORMING ARTS

## FEDERAL STUDENT LOAN DEBT

Calendar Year	Most recent three year cohort default rate, as reported by the United States Department of Education.*	The percentage of enrolled students receiving federal student loans to pay for this program.	The average amount of federal student loan debt of graduates who took out federal student loans at this institution.	The percentage of graduates who took out federal student loans to pay for this Education Program.
2018	1.8%	0	0	0
2019	2.5%	0	0	0

\*The percentage of students who defaulted on their federal student loans is called the Cohort Default Rate (CDR). It shows the percentage of this school's students who were more than 270 days (9 months) behind on their federal student loans within three years of when the first payment was due. This is the most recent CDR reported by the U.S. Department of Education.

**Student's Initials:** \_\_\_\_\_ **Date:** \_\_\_\_\_

**Initial only after you have had sufficient time to read and understand the information.**

This fact sheet is filed with the Bureau for Private Postsecondary Education. Regardless of any information you may have relating to the completion rates, starting salaries, or license exam passage rates, this fact sheet contains the information as calculated pursuant to state law.

Any questions a student may have regarding this fact sheet that have not been satisfactorily answered by the institution may be directed to the Bureau for Private Postsecondary Education at 1747 N. Market Blvd, Suite 225, Sacramento, CA 95834, [www.bppe.ca.gov](http://www.bppe.ca.gov), toll-free telephone number (888) 370-7589 or by fax (916) 263-1897.

\_\_\_\_\_  
**Student Name – Print**

\_\_\_\_\_  
**Student Signature**

\_\_\_\_\_  
**Date**

\_\_\_\_\_  
**School Official**

\_\_\_\_\_  
**Date**

## DEFINITIONS

- “Number of Students Who Began the Program” means the number of students who began a program who were scheduled to complete the program within 100% of the published program length within the reporting calendar year and excludes all students who cancelled during the cancellation period.
- “Students Available for Graduation” is the number of students who began the program minus the number of students who have died, been incarcerated, or been called to active military duty.
- “Number of On-time Graduates” is the number of students who completed the program within 100% of the published program length within the reporting calendar year.
- “On-time Completion Rate” is the number of on-time graduates divided by the number of students available for graduation.
- “150% Graduates” is the number of students who completed the program within 150% of the program length (includes on-time graduates).
- “150% Completion Rate” is the number of students who completed the program in the reported calendar year within 150% of the published program length, including on-time graduates, divided by the number of students available for graduation.
- “Graduates Available for Employment” means the number of graduates minus the number of graduates unavailable for employment.
- “Graduates Unavailable for Employment” means the graduates who, after graduation, die, become incarcerated, are called to active military duty, are international students that leave the United States or do not have a visa allowing employment in the United States, or are continuing their education in an accredited or bureau-approved postsecondary institution.
- “Graduates Employed in the Field” means graduates who beginning within six months after a student completes the applicable educational program are gainfully employed, whose employment has been reported, and for whom the institution has documented verification of employment. For occupations for which the state requires passing an examination, the six months period begins after the announcement of the examination results for the first examination available after a student completes an applicable educational program.
- “Placement Rate Employed in the Field” is calculated by dividing the number of graduates gainfully employed in the field by the number of graduates available for employment.
- “Number of Graduates Taking Exam” is the number of graduates who took the first available exam in the reported calendar year.

# NEW YORK FILM ACADEMY

COLLEGE OF VISUAL AND PERFORMING ARTS

- “First Available Exam Date” is the date for the first available exam after a student completed a program.
- “Passage Rate” is calculated by dividing the number of graduates who passed the exam by the number of graduates who took the reported licensing exam.
- “Number Who Passed First Available Exam” is the number of graduates who took and passed the first available licensing exam after completing the program.
- “Salary” is as reported by graduate or graduate’s employer.
- “No Salary Information Reported” is the number of graduates for whom, after making reasonable attempts, the school was not able to obtain salary information.

# NEW YORK FILM ACADEMY

COLLEGE OF VISUAL AND PERFORMING ARTS

## STUDENT'S RIGHT TO CANCEL

The student has a right to cancel this enrollment agreement and obtain a refund. A notice of cancellation or withdrawal must be made in writing. The written request must include the following information: specific timeframes, such as the date the course started and the date of cancellation or withdrawal. Notice of Withdrawal forms are available in the Office of the Registrar. Any student who intends to cancel or withdraw must submit a signed and dated copy of the Notice of Withdrawal Form, or any other form of written notice that includes the required information to:

New York Film Academy  
3300 W. Riverside Dr.  
Burbank, CA 91505

## REFUND INFORMATION:

The New York Film Academy will refund 100% of the amount paid for institutional charges, less an administrative processing fee of \$100.00 if notice of cancellation is made through attendance at the first class session, or the seventh class day after enrollment, whichever is later.

Notice of cancellation or withdrawal must be made no later than \_\_\_\_\_.

After the 100% refund period described above, a student may withdraw from a course after instruction has started and receive a pro rata refund (less a non-refundable administrative processing fee of \$100.00) for the unused portion of the tuition and other refundable charges, if the student has completed 60% or less of the term's instruction.

The amount of the refund is calculated based on the student's withdrawal date. Transfer credits will be awarded with a deduction in overall tuition based on a per credit unit cost. Refunds are disbursed within 30 days of the official withdrawal from the school. The withdrawal is dated on the day that the student gave written notice to the school.



**SCHOOL PERFORMANCE FACT SHEET**

**CALENDAR YEARS 2018 & 2019**

**Four-Week Animation – 4 Weeks**

**On-time Completion Rates (Graduation Rates)**

**Include data for the two calendar years prior to reporting**

This program is new. Therefore, the number of students who graduate, the number of students who are placed, or the starting salary you can earn after finishing the educational program are unknown at this time. Information regarding general salary and placement statistics may be available from government sources or from the institution, but it is not equivalent to actual performance data. This information will be available once a cohort of students enrolled in the program.

**Student's Initials: \_\_\_\_\_ Date: \_\_\_\_\_**

**Initial only after you have had sufficient time to read and understand the information.**

**Job Placement Rates (includes data for the two calendar years prior to reporting)**

This program is new. Therefore, the number of students who graduate, the number of students who are placed, or the starting salary you can earn after finishing the educational program are unknown at this time. Information regarding general salary and placement statistics may be available from government sources or from the institution, but it is not equivalent to actual performance data. This information will be available once a cohort of students enrolled in the program.

**Gainful Employment Categories (includes data for the two calendar years prior to reporting)**

This program is new. Therefore, the number of students who graduate, the number of students who are placed, or the starting salary you can earn after finishing the educational program are unknown at this time. Information regarding general salary and placement statistics may be available from government sources or from the institution, but it is not equivalent to actual performance data. This information will be available once a cohort of students enrolled in the program.

**Student's Initials: \_\_\_\_\_ Date: \_\_\_\_\_**

**Initial only after you have had sufficient time to read and understand the information.**

# NEW YORK FILM ACADEMY

COLLEGE OF VISUAL AND PERFORMING ARTS

## **This Program may result in freelance or self-employment.**

- The work available to graduates of this program is usually for freelance or self-employment.
- This type of work may not be consistent.
- The period of employment can range from one day to weeks to several months.
- Hours worked in a day or week may be more or less than the traditional 8 hours work day or 40-hour work week.
- You can expect to spend unpaid time expanding your networks, advertising, promoting your services, or honing your skills.
- Once graduates being to work freelance or are self-employed, they will be asked to provide documentation that they are employed as such so that they may be counted as placed for our job placement records.
- Students initialing this disclosure understand that either a majority or all of this school's graduates are employed in this manner and understand what comprises this work style.

**Student's Initials:** \_\_\_\_\_ **Date:** \_\_\_\_\_

**Initial only after you have had sufficient time to read and understand the information.**

## **License Examination Passage Rates – This program does not lead to licensing examinations**

### **Salary and Wage Information (includes data for the two calendar years prior to reporting)**

This program is new. Therefore, the number of students who graduate, the number of students who are placed, or the starting salary you can earn after finishing the educational program are unknown at this time. Information regarding general salary and placement statistics may be available from government sources or from the institution, but it is not equivalent to actual performance data. This information will be available once a cohort of students enrolled in the program.

**Student's Initials:** \_\_\_\_\_ **Date:** \_\_\_\_\_

**Initial only after you have had sufficient time to read and understand the information.**

# NEW YORK FILM ACADEMY

COLLEGE OF VISUAL AND PERFORMING ARTS

## COST OF EDUCATIONAL PROGRAM

Total charges for the program for students completing on-time in 2018: \$4,276; 2019: \$4,421. Additional charges may be incurred if the program is not completed on-time.

Student's Initials: \_\_\_\_\_ Date: \_\_\_\_\_

Initial only after you have had sufficient time to read and understand the information.

## FEDERAL STUDENT LOAN DEBT

Calendar Year	Most recent three year cohort default rate, as reported by the United States Department of Education.*	The percentage of enrolled students receiving federal student loans to pay for this program.	The average amount of federal student loan debt of graduates who took out federal student loans at this institution.	The percentage of graduates who took out federal student loans to pay for this Education Program.
2018	1.8%	0	0	0
2019	2.5%	0	0	0

\*The percentage of students who defaulted on their federal student loans is called the Cohort Default Rate (CDR). It shows the percentage of this school's students who were more than 270 days (9 months) behind on their federal student loans within three years of when the first payment was due. This is the most recent CDR reported by the U.S. Department of Education.

Student's Initials: \_\_\_\_\_ Date: \_\_\_\_\_

Initial only after you have had sufficient time to read and understand the information.



This fact sheet is filed with the Bureau for Private Postsecondary Education. Regardless of any information you may have relating to the completion rates, starting salaries, or license exam passage rates, this fact sheet contains the information as calculated pursuant to state law.

Any questions a student may have regarding this fact sheet that have not been satisfactorily answered by the institution may be directed to the Bureau for Private Postsecondary Education at 1747 N. Market Blvd, Suite 225, Sacramento, CA 95834, [www.bppe.ca.gov](http://www.bppe.ca.gov), toll-free telephone number (888) 370-7589 or by fax (916) 263-1897.

---

**Student Name – Print**

---

**Student Signature**

---

**School Official**

---

**Date**

---

**Date**

## DEFINITIONS

- “Number of Students Who Began the Program” means the number of students who began a program who were scheduled to complete the program within 100% of the published program length within the reporting calendar year and excludes all students who cancelled during the cancellation period.
- “Students Available for Graduation” is the number of students who began the program minus the number of students who have died, been incarcerated, or been called to active military duty.
- “Number of On-time Graduates” is the number of students who completed the program within 100% of the published program length within the reporting calendar year.
- “On-time Completion Rate” is the number of on-time graduates divided by the number of students available for graduation.
- “150% Graduates” is the number of students who completed the program within 150% of the program length (includes on-time graduates).
- “150% Completion Rate” is the number of students who completed the program in the reported calendar year within 150% of the published program length, including on-time graduates, divided by the number of students available for graduation.
- “Graduates Available for Employment” means the number of graduates minus the number of graduates unavailable for employment.
- “Graduates Unavailable for Employment” means the graduates who, after graduation, die, become incarcerated, are called to active military duty, are international students that leave the United States or do not have a visa allowing employment in the United States, or are continuing their education in an accredited or bureau-approved postsecondary institution.
- “Graduates Employed in the Field” means graduates who beginning within six months after a student completes the applicable educational program are gainfully employed, whose employment has been reported, and for whom the institution has documented verification of employment. For occupations for which the state requires passing an examination, the six months period begins after the announcement of the examination results for the first examination available after a student completes an applicable educational program.
- “Placement Rate Employed in the Field” is calculated by dividing the number of graduates gainfully employed in the field by the number of graduates available for employment.
- “Number of Graduates Taking Exam” is the number of graduates who took the first available exam in the reported calendar year.

# NEW YORK FILM ACADEMY

COLLEGE OF VISUAL AND PERFORMING ARTS

- “First Available Exam Date” is the date for the first available exam after a student completed a program.
- “Passage Rate” is calculated by dividing the number of graduates who passed the exam by the number of graduates who took the reported licensing exam.
- “Number Who Passed First Available Exam” is the number of graduates who took and passed the first available licensing exam after completing the program.
- “Salary” is as reported by graduate or graduate’s employer.
- “No Salary Information Reported” is the number of graduates for whom, after making reasonable attempts, the school was not able to obtain salary information.



## **STUDENT'S RIGHT TO CANCEL**

The student has a right to cancel this enrollment agreement and obtain a refund. A notice of cancellation or withdrawal must be made in writing. The written request must include the following information: specific timeframes, such as the date the course started and the date of cancellation or withdrawal. Notice of Withdrawal forms are available in the Office of the Registrar. Any student who intends to cancel or withdraw must submit a signed and dated copy of the Notice of Withdrawal Form, or any other form of written notice that includes the required information to:

New York Film Academy  
3300 W. Riverside Dr.  
Burbank, CA 91505

## **REFUND INFORMATION:**

The New York Film Academy will refund 100% of the amount paid for institutional charges, less an administrative processing fee of \$100.00 if notice of cancellation is made through attendance at the first class session, or the seventh class day after enrollment, whichever is later.

Notice of cancellation or withdrawal must be made no later than \_\_\_\_\_.

After the 100% refund period described above, a student may withdraw from a course after instruction has started and receive a pro rata refund (less a non-refundable administrative processing fee of \$100.00) for the unused portion of the tuition and other refundable charges, if the student has completed 60% or less of the term's instruction.

The amount of the refund is calculated based on the student's withdrawal date. Transfer credits will be awarded with a deduction in overall tuition based on a per credit unit cost. Refunds are disbursed within 30 days of the official withdrawal from the school. The withdrawal is dated on the day that the student gave written notice to the school.

# NEW YORK FILM ACADEMY

COLLEGE OF VISUAL AND PERFORMING ARTS

## SCHOOL PERFORMANCE FACT SHEET

CALENDAR YEARS 2018 & 2019

### Four-Week Digital Editing – 4 Weeks

#### On-time Completion Rates (Graduation Rates)

Include data for the two calendar years prior to reporting

Calendar Year	Number of Student Who Began the Program	Students Available for Graduation	Number of On-time Graduates	On-time Completion Rates
2018	14	14	13	93%
2019	9	9	8	89%

Student's Initials: \_\_\_\_\_ Date: \_\_\_\_\_

Initial only after you have had sufficient time to read and understand the information.

#### Students Completing with 150% of Published Program Length

Calendar Year	Number of Student Who Began the Program	Students Available for Graduation	150% Graduates	150% Completion Rates
2018	0	0	0	0
2019	0	0	0	0

\*Included only if program is more than one year in length

Student's Initials: \_\_\_\_\_ Date: \_\_\_\_\_

Initial only after you have had sufficient time to read and understand the information.



# NEW YORK FILM ACADEMY

COLLEGE OF VISUAL AND PERFORMING ARTS

## Job Placement Rates (includes data for the two calendar years prior to reporting)

Calendar Year	Number of Students Who Began the Program	Number of Graduates	Graduates Available for Employment	Graduates Employed in the Field	Placement Rate % Employment in the Field
2018	14	13	4	1	25%
2019	9	8	5	1	20%

You may obtain from the institution a list of the employment positions determined to be in the field for which a student received education and training. Please contact the Compliance Office.

## Gainful Employment Categories (includes data for the two calendar years prior to reporting)

### Part Time vs. Full -Time Employment

Calendar Year	Graduates Employed in the Field 20 to 29 hours per week	Graduates Employed in the Field at least 30 hours per week	Total Graduates Employed in the field
2018	0	0	1
2019	0	0	1

### Single Position vs. Concurrent Aggregated Positions

Calendar Year	Graduates Employed in the Field in a single position	Graduates Employed in the Field concurrent aggregated positions	Total Graduates Employed in the field
2018	1	0	1
2019	0	0	1

# NEW YORK FILM ACADEMY

COLLEGE OF VISUAL AND PERFORMING ARTS

## Self-Employed/Freelance Positions

Calendar Year	Graduates Employed who are self-employed or working freelance	Total Graduates Employed in the field
2018	1	1
2019	1	1

## Institutional Employment

Calendar Year	Graduates Employed in the field who are Employed by the Institution, an Employer Owned by the Institution, or an Employer who shares Ownership with the institution.	Total Graduates Employed in the field
2018	0	1
2019	0	1

Student's Initials: \_\_\_\_\_ Date: \_\_\_\_\_

Initial only after you have had sufficient time to read and understand the information.

### This Program may result in freelance or self-employment.

- The work available to graduates of this program is usually for freelance or self-employment.
- This type of work may not be consistent.
- The period of employment can range from one day to weeks to several months.
- Hours worked in a day or week may be more or less than the traditional 8 hours work day or 40-hour work week.
- You can expect to spend unpaid time expanding your networks, advertising, promoting your services, or honing your skills.
- Once graduates being to work freelance or are self-employed, they will be asked to provide documentation that they are employed as such so that they may be counted as placed for our job placement records.
- Students initialing this disclosure understand that either a majority or all of this school's graduates are employed in this manner and understand what comprises this work style.

Student's Initials: \_\_\_\_\_ Date: \_\_\_\_\_

Initial only after you have had sufficient time to read and understand the information.



**License Examination Passage Rates – This program does not lead to licensing examinations**

**Salary and Wage Information (includes data for the two calendar years prior to reporting)**

Annual salary and wages reported for graduates employed in the field.

Calendar Year	Graduates Available for Employment	Graduates Employed in the Field	\$0, - \$5,000	\$25,001 - \$30,000	\$35,001 - \$40,000	\$45,001 - \$50,000	No Salary Information Reported
2018	4	1	0	0	0	0	1
2019	2	1	0	0	1	0	0

A list of sources used to substantiate salary disclosures is available from the school. Please contact the Compliance Office.

**Student’s Initials: \_\_\_\_\_ Date: \_\_\_\_\_**

**Initial only after you have had sufficient time to read and understand the information.**

**COST OF EDUCATIONAL PROGRAM**

Total charges for the program for students completing on-time in 2018: \$3,902; 2019: \$4,034. Additional charges may be incurred if the program is not completed on-time.

**Student’s Initials: \_\_\_\_\_ Date: \_\_\_\_\_**

**Initial only after you have had sufficient time to read and understand the information.**

# NEW YORK FILM ACADEMY

COLLEGE OF VISUAL AND PERFORMING ARTS

## FEDERAL STUDENT LOAN DEBT

Calendar Year	Most recent three year cohort default rate, as reported by the United States Department of Education.*	The percentage of enrolled students receiving federal student loans to pay for this program.	The average amount of federal student loan debt of graduates who took out federal student loans at this institution.	The percentage of graduates who took out federal student loans to pay for this Education Program.
2018	1.8%	0	0	0
2019	2.5%	0	0	0

\*The percentage of students who defaulted on their federal student loans is called the Cohort Default Rate (CDR). It shows the percentage of this school's students who were more than 270 days (9 months) behind on their federal student loans within three years of when the first payment was due. This is the most recent CDR reported by the U.S. Department of Education.

**Student's Initials:** \_\_\_\_\_ **Date:** \_\_\_\_\_

**Initial only after you have had sufficient time to read and understand the information.**

This fact sheet is filed with the Bureau for Private Postsecondary Education. Regardless of any information you may have relating to the completion rates, starting salaries, or license exam passage rates, this fact sheet contains the information as calculated pursuant to state law.

Any questions a student may have regarding this fact sheet that have not been satisfactorily answered by the institution may be directed to the Bureau for Private Postsecondary Education at 1747 N. Market Blvd, Suite 225, Sacramento, CA 95834, [www.bppe.ca.gov](http://www.bppe.ca.gov), toll-free telephone number (888) 370-7589 or by fax (916) 263-1897.

\_\_\_\_\_  
**Student Name – Print**

\_\_\_\_\_  
**Student Signature**

\_\_\_\_\_  
**Date**

\_\_\_\_\_  
**School Official**

\_\_\_\_\_  
**Date**

## DEFINITIONS

- “Number of Students Who Began the Program” means the number of students who began a program who were scheduled to complete the program within 100% of the published program length within the reporting calendar year and excludes all students who cancelled during the cancellation period.
- “Students Available for Graduation” is the number of students who began the program minus the number of students who have died, been incarcerated, or been called to active military duty.
- “Number of On-time Graduates” is the number of students who completed the program within 100% of the published program length within the reporting calendar year.
- “On-time Completion Rate” is the number of on-time graduates divided by the number of students available for graduation.
- “150% Graduates” is the number of students who completed the program within 150% of the program length (includes on-time graduates).
- “150% Completion Rate” is the number of students who completed the program in the reported calendar year within 150% of the published program length, including on-time graduates, divided by the number of students available for graduation.
- “Graduates Available for Employment” means the number of graduates minus the number of graduates unavailable for employment.
- “Graduates Unavailable for Employment” means the graduates who, after graduation, die, become incarcerated, are called to active military duty, are international students that leave the United States or do not have a visa allowing employment in the United States, or are continuing their education in an accredited or bureau-approved postsecondary institution.
- “Graduates Employed in the Field” means graduates who beginning within six months after a student completes the applicable educational program are gainfully employed, whose employment has been reported, and for whom the institution has documented verification of employment. For occupations for which the state requires passing an examination, the six months period begins after the announcement of the examination results for the first examination available after a student completes an applicable educational program.
- “Placement Rate Employed in the Field” is calculated by dividing the number of graduates gainfully employed in the field by the number of graduates available for employment.
- “Number of Graduates Taking Exam” is the number of graduates who took the first available exam in the reported calendar year.

# NEW YORK FILM ACADEMY

COLLEGE OF VISUAL AND PERFORMING ARTS

- “First Available Exam Date” is the date for the first available exam after a student completed a program.
- “Passage Rate” is calculated by dividing the number of graduates who passed the exam by the number of graduates who took the reported licensing exam.
- “Number Who Passed First Available Exam” is the number of graduates who took and passed the first available licensing exam after completing the program.
- “Salary” is as reported by graduate or graduate’s employer.
- “No Salary Information Reported” is the number of graduates for whom, after making reasonable attempts, the school was not able to obtain salary information.

# NEW YORK FILM ACADEMY

COLLEGE OF VISUAL AND PERFORMING ARTS

## STUDENT'S RIGHT TO CANCEL

The student has a right to cancel this enrollment agreement and obtain a refund. A notice of cancellation or withdrawal must be made in writing. The written request must include the following information: specific timeframes, such as the date the course started and the date of cancellation or withdrawal. Notice of Withdrawal forms are available in the Office of the Registrar. Any student who intends to cancel or withdraw must submit a signed and dated copy of the Notice of Withdrawal Form, or any other form of written notice that includes the required information to:

New York Film Academy  
3300 W. Riverside Dr.  
Burbank, CA 91505

## REFUND INFORMATION:

The New York Film Academy will refund 100% of the amount paid for institutional charges, less an administrative processing fee of \$100.00 if notice of cancellation is made through attendance at the first class session, or the seventh class day after enrollment, whichever is later.

Notice of cancellation or withdrawal must be made no later than \_\_\_\_\_.

After the 100% refund period described above, a student may withdraw from a course after instruction has started and receive a pro rata refund (less a non-refundable administrative processing fee of \$100.00) for the unused portion of the tuition and other refundable charges, if the student has completed 60% or less of the term's instruction.

The amount of the refund is calculated based on the student's withdrawal date. Transfer credits will be awarded with a deduction in overall tuition based on a per credit unit cost. Refunds are disbursed within 30 days of the official withdrawal from the school. The withdrawal is dated on the day that the student gave written notice to the school.

# NEW YORK FILM ACADEMY

COLLEGE OF VISUAL AND PERFORMING ARTS

## SCHOOL PERFORMANCE FACT SHEET

CALENDAR YEARS 2018 & 2019

### Four-Week Fashion Photography – 4 Week

#### On-time Completion Rates (Graduation Rates)

Include data for the two calendar years prior to reporting

Calendar Year	Number of Student Who Began the Program	Students Available for Graduation	Number of On-time Graduates	On-time Completion Rates
<b>2018</b>	0	0	0	0%
<b>2019</b>	2	2	2	100%

Student's Initials: \_\_\_\_\_ Date: \_\_\_\_\_

Initial only after you have had sufficient time to read and understand the information.

#### Students Completing with 150% of Published Program Length

Calendar Year	Number of Student Who Began the Program	Students Available for Graduation	150% Graduates	150% Completion Rates
<b>2018</b>	0	0	0	0
<b>2019</b>	0	0	0	0

\*Included only if program is more than one year in length

Student's Initials: \_\_\_\_\_ Date: \_\_\_\_\_

Initial only after you have had sufficient time to read and understand the information.



# NEW YORK FILM ACADEMY

COLLEGE OF VISUAL AND PERFORMING ARTS

## Job Placement Rates (includes data for the two calendar years prior to reporting)

Calendar Year	Number of Students Who Began the Program	Number of Graduates	Graduates Available for Employment	Graduates Employed in the Field	Placement Rate % Employment in the Field
2018	0	0	0	0	0%
2019	2	2	0	0	0%

You may obtain from the institution a list of the employment positions determined to be in the field for which a student received education and training. Please contact the Compliance Office.

## Gainful Employment Categories (includes data for the two calendar years prior to reporting)

### Part Time vs. Full -Time Employment

Calendar Year	Graduates Employed in the Field 20 to 29 hours per week	Graduates Employed in the Field at least 30 hours per week	Total Graduates Employed in the field
2018	0	0	0
2019	0	0	0

### Single Position vs. Concurrent Aggregated Positions

Calendar Year	Graduates Employed in the Field in a single position	Graduates Employed in the Field concurrent aggregated positions	Total Graduates Employed in the field
2018	0	0	0
2019	0	0	0

# NEW YORK FILM ACADEMY

COLLEGE OF VISUAL AND PERFORMING ARTS

## Self-Employed/Freelance Positions

Calendar Year	Graduates Employed who are self-employed or working freelance	Total Graduates Employed in the field
2018	0	0
2019	0	0

## Institutional Employment

Calendar Year	Graduates Employed in the field who are Employed by the Institution, an Employer Owned by the Institution, or an Employer who shares Ownership with the institution.	Total Graduates Employed in the field
2018	0	0
2019	0	0

Student's Initials: \_\_\_\_\_ Date: \_\_\_\_\_

Initial only after you have had sufficient time to read and understand the information.

### This Program may result in freelance or self-employment.

- The work available to graduates of this program is usually for freelance or self-employment.
- This type of work may not be consistent.
- The period of employment can range from one day to weeks to several months.
- Hours worked in a day or week may be more or less than the traditional 8 hours work day or 40-hour work week.
- You can expect to spend unpaid time expanding your networks, advertising, promoting your services, or honing your skills.
- Once graduates being to work freelance or are self-employed, they will be asked to provide documentation that they are employed as such so that they may be counted as placed for our job placement records.
- Students initialing this disclosure understand that either a majority or all of this school's graduates are employed in this manner and understand what comprises this work style.

Student's Initials: \_\_\_\_\_ Date: \_\_\_\_\_

Initial only after you have had sufficient time to read and understand the information.



**License Examination Passage Rates – This program does not lead to licensing examinations**

**Salary and Wage Information (includes data for the two calendar years prior to reporting)**

Annual salary and wages reported for graduates employed in the field.

Calendar Year	Graduates Available for Employment	Graduates Employed in the Field	\$20,001	\$25,001	\$40,001	\$45,001	No Salary Information Reported
			- \$25,000	- \$30,000	- \$45,000	- \$50,000	
2018	0	0	0	0	0	0	0
2019	2	0	0	0	0	0	0

A list of sources used to substantiate salary disclosures is available from the school. Please contact the Compliance Office.

Student’s Initials: \_\_\_\_\_ Date: \_\_\_\_\_

Initial only after you have had sufficient time to read and understand the information.

**COST OF EDUCATIONAL PROGRAM**

Total charges for the program for students completing on-time in 2018: \$0; 2019: \$6,413. Additional charges may be incurred if the program is not completed on-time.

Student’s Initials: \_\_\_\_\_ Date: \_\_\_\_\_

Initial only after you have had sufficient time to read and understand the information.

# NEW YORK FILM ACADEMY

COLLEGE OF VISUAL AND PERFORMING ARTS

## FEDERAL STUDENT LOAN DEBT

Calendar Year	Most recent three year cohort default rate, as reported by the United States Department of Education.*	The percentage of enrolled students receiving federal student loans to pay for this program.	The average amount of federal student loan debt of graduates who took out federal student loans at this institution.	The percentage of graduates who took out federal student loans to pay for this Education Program.
2018	1.8%	0	0	0
2019	2.5%	0	0	0

\*The percentage of students who defaulted on their federal student loans is called the Cohort Default Rate (CDR). It shows the percentage of this school's students who were more than 270 days (9 months) behind on their federal student loans within three years of when the first payment was due. This is the most recent CDR reported by the U.S. Department of Education.

**Student's Initials:** \_\_\_\_\_ **Date:** \_\_\_\_\_

**Initial only after you have had sufficient time to read and understand the information.**

This fact sheet is filed with the Bureau for Private Postsecondary Education. Regardless of any information you may have relating to the completion rates, starting salaries, or license exam passage rates, this fact sheet contains the information as calculated pursuant to state law.

Any questions a student may have regarding this fact sheet that have not been satisfactorily answered by the institution may be directed to the Bureau for Private Postsecondary Education at 1747 N. Market Blvd, Suite 225, Sacramento, CA 95834, [www.bppe.ca.gov](http://www.bppe.ca.gov), toll-free telephone number (888) 370-7589 or by fax (916) 263-1897.

\_\_\_\_\_  
**Student Name – Print**

\_\_\_\_\_  
**Student Signature**

\_\_\_\_\_  
**School Official**

\_\_\_\_\_  
**Date**

\_\_\_\_\_  
**Date**

## DEFINITIONS

- “Number of Students Who Began the Program” means the number of students who began a program who were scheduled to complete the program within 100% of the published program length within the reporting calendar year and excludes all students who cancelled during the cancellation period.
- “Students Available for Graduation” is the number of students who began the program minus the number of students who have died, been incarcerated, or been called to active military duty.
- “Number of On-time Graduates” is the number of students who completed the program within 100% of the published program length within the reporting calendar year.
- “On-time Completion Rate” is the number of on-time graduates divided by the number of students available for graduation.
- “150% Graduates” is the number of students who completed the program within 150% of the program length (includes on-time graduates).
- “150% Completion Rate” is the number of students who completed the program in the reported calendar year within 150% of the published program length, including on-time graduates, divided by the number of students available for graduation.
- “Graduates Available for Employment” means the number of graduates minus the number of graduates unavailable for employment.
- “Graduates Unavailable for Employment” means the graduates who, after graduation, die, become incarcerated, are called to active military duty, are international students that leave the United States or do not have a visa allowing employment in the United States, or are continuing their education in an accredited or bureau-approved postsecondary institution.
- “Graduates Employed in the Field” means graduates who beginning within six months after a student completes the applicable educational program are gainfully employed, whose employment has been reported, and for whom the institution has documented verification of employment. For occupations for which the state requires passing an examination, the six months period begins after the announcement of the examination results for the first examination available after a student completes an applicable educational program.
- “Placement Rate Employed in the Field” is calculated by dividing the number of graduates gainfully employed in the field by the number of graduates available for employment.
- “Number of Graduates Taking Exam” is the number of graduates who took the first available exam in the reported calendar year.

# NEW YORK FILM ACADEMY

COLLEGE OF VISUAL AND PERFORMING ARTS

- “First Available Exam Date” is the date for the first available exam after a student completed a program.
- “Passage Rate” is calculated by dividing the number of graduates who passed the exam by the number of graduates who took the reported licensing exam.
- “Number Who Passed First Available Exam” is the number of graduates who took and passed the first available licensing exam after completing the program.
- “Salary” is as reported by graduate or graduate’s employer.
- “No Salary Information Reported” is the number of graduates for whom, after making reasonable attempts, the school was not able to obtain salary information.

# NEW YORK FILM ACADEMY

COLLEGE OF VISUAL AND PERFORMING ARTS

## STUDENT'S RIGHT TO CANCEL

The student has a right to cancel this enrollment agreement and obtain a refund. A notice of cancellation or withdrawal must be made in writing. The written request must include the following information: specific timeframes, such as the date the course started and the date of cancellation or withdrawal. Notice of Withdrawal forms are available in the Office of the Registrar. Any student who intends to cancel or withdraw must submit a signed and dated copy of the Notice of Withdrawal Form, or any other form of written notice that includes the required information to:

New York Film Academy  
3300 W. Riverside Dr.  
Burbank, CA 91505

## REFUND INFORMATION:

The New York Film Academy will refund 100% of the amount paid for institutional charges, less an administrative processing fee of \$100.00 if notice of cancellation is made through attendance at the first class session, or the seventh class day after enrollment, whichever is later.

Notice of cancellation or withdrawal must be made no later than \_\_\_\_\_.

After the 100% refund period described above, a student may withdraw from a course after instruction has started and receive a pro rata refund (less a non-refundable administrative processing fee of \$100.00) for the unused portion of the tuition and other refundable charges, if the student has completed 60% or less of the term's instruction.

The amount of the refund is calculated based on the student's withdrawal date. Transfer credits will be awarded with a deduction in overall tuition based on a per credit unit cost. Refunds are disbursed within 30 days of the official withdrawal from the school. The withdrawal is dated on the day that the student gave written notice to the school.

# NEW YORK FILM ACADEMY

COLLEGE OF VISUAL AND PERFORMING ARTS

## SCHOOL PERFORMANCE FACT SHEET

**CALENDAR YEARS 2018 & 2019**

### Four-Week Filmmaking – 4 Week

#### On-time Completion Rates (Graduation Rates)

Include data for the two calendar years prior to reporting

Calendar Year	Number of Student Who Began the Program	Students Available for Graduation	Number of On-time Graduates	On-time Completion Rates
<b>2018</b>	88	88	69	78%
<b>2019</b>	66	66	59	89%

Student's Initials: \_\_\_\_\_ Date: \_\_\_\_\_

Initial only after you have had sufficient time to read and understand the information.

#### Students Completing with 150% of Published Program Length

Calendar Year	Number of Student Who Began the Program	Students Available for Graduation	150% Graduates	150% Completion Rates
<b>2018</b>	0	0	0	0
<b>2019</b>	0	0	0	0

\*Included only if program is more than one year in length

Student's Initials: \_\_\_\_\_ Date: \_\_\_\_\_

Initial only after you have had sufficient time to read and understand the information.



# NEW YORK FILM ACADEMY

COLLEGE OF VISUAL AND PERFORMING ARTS

## Job Placement Rates (includes data for the two calendar years prior to reporting)

Calendar Year	Number of Students Who Began the Program	Number of Graduates	Graduates Available for Employment	Graduates Employed in the Field	Placement Rate % Employment in the Field
2018	88	69	3	0	0%
2019	66	59	14	2	14%

You may obtain from the institution a list of the employment positions determined to be in the field for which a student received education and training. Please contact the Compliance Office.

## Gainful Employment Categories (includes data for the two calendar years prior to reporting)

### Part Time vs. Full -Time Employment

Calendar Year	Graduates Employed in the Field 20 to 29 hours per week	Graduates Employed in the Field at least 30 hours per week	Total Graduates Employed in the field
2018	0	0	0
2019	0	0	2

### Single Position vs. Concurrent Aggregated Positions

Calendar Year	Graduates Employed in the Field in a single position	Graduates Employed in the Field concurrent aggregated positions	Total Graduates Employed in the field
2018	0	0	0
2019	0	0	2

# NEW YORK FILM ACADEMY

COLLEGE OF VISUAL AND PERFORMING ARTS

## Self-Employed/Freelance Positions

Calendar Year	Graduates Employed who are self-employed or working freelance	Total Graduates Employed in the field
2018	0	0
2019	2	2

## Institutional Employment

Calendar Year	Graduates Employed in the field who are Employed by the Institution, an Employer Owned by the Institution, or an Employer who shares Ownership with the institution.	Total Graduates Employed in the field
2018	0	0
2019	0	2

Student's Initials: \_\_\_\_\_ Date: \_\_\_\_\_

Initial only after you have had sufficient time to read and understand the information.

### This Program may result in freelance or self-employment.

- The work available to graduates of this program is usually for freelance or self-employment.
- This type of work may not be consistent.
- The period of employment can range from one day to weeks to several months.
- Hours worked in a day or week may be more or less than the traditional 8 hours work day or 40-hour work week.
- You can expect to spend unpaid time expanding your networks, advertising, promoting your services, or honing your skills.
- Once graduates being to work freelance or are self-employed, they will be asked to provide documentation that they are employed as such so that they may be counted as placed for our job placement records.
- Students initialing this disclosure understand that either a majority or all of this school's graduates are employed in this manner and understand what comprises this work style.

Student's Initials: \_\_\_\_\_ Date: \_\_\_\_\_

Initial only after you have had sufficient time to read and understand the information.



**License Examination Passage Rates – This program does not lead to licensing examinations**

**Salary and Wage Information (includes data for the two calendar years prior to reporting)**

Annual salary and wages reported for graduates employed in the field.

Calendar Year	Graduates Available for Employment	Graduates Employed in the Field	\$0 - \$5,000	\$10,001 - \$15,000	\$45,001 - \$50,000	\$70,001 - \$75,000	No Salary Information Reported
2018	3	0	0	0	0	0	0
2019	14	2	1	1	0	0	0

A list of sources used to substantiate salary disclosures is available from the school. Please contact the Compliance Office.

**Student’s Initials: \_\_\_\_\_ Date: \_\_\_\_\_**

**Initial only after you have had sufficient time to read and understand the information.**

**COST OF EDUCATIONAL PROGRAM**

Total charges for the program for students completing on-time in 2018: \$4,062; 2019: \$4,199. Additional charges may be incurred if the program is not completed on-time.

**Student’s Initials: \_\_\_\_\_ Date: \_\_\_\_\_**

**Initial only after you have had sufficient time to read and understand the information.**

# NEW YORK FILM ACADEMY

COLLEGE OF VISUAL AND PERFORMING ARTS

## FEDERAL STUDENT LOAN DEBT

Calendar Year	Most recent three year cohort default rate, as reported by the United States Department of Education*	The percentage of enrolled students receiving federal student loans to pay for this program.	The average amount of federal student loan debt of graduates who took out federal student loans at this institution.	The percentage of graduates who took out federal student loans to pay for this Education Program.
2018	1.8%	0	0	0
2019	2.5%	0	0	0

\*The percentage of students who defaulted on their federal student loans is called the Cohort Default Rate (CDR). It shows the percentage of this school's students who were more than 270 days (9 months) behind on their federal student loans within three years of when the first payment was due. This is the most recent CDR reported by the U.S. Department of Education.

**Student's Initials:** \_\_\_\_\_ **Date:** \_\_\_\_\_

**Initial only after you have had sufficient time to read and understand the information.**

This fact sheet is filed with the Bureau for Private Postsecondary Education. Regardless of any information you may have relating to the completion rates, starting salaries, or license exam passage rates, this fact sheet contains the information as calculated pursuant to state law.

Any questions a student may have regarding this fact sheet that have not been satisfactorily answered by the institution may be directed to the Bureau for Private Postsecondary Education at 1747 N. Market Blvd, Suite 225, Sacramento, CA 95834, [www.bppe.ca.gov](http://www.bppe.ca.gov), toll-free telephone number (888) 370-7589 or by fax (916) 263-1897.

\_\_\_\_\_  
**Student Name – Print**

\_\_\_\_\_  
**Student Signature**

\_\_\_\_\_  
**School Official**

\_\_\_\_\_  
**Date**

\_\_\_\_\_  
**Date**

## DEFINITIONS

- “Number of Students Who Began the Program” means the number of students who began a program who were scheduled to complete the program within 100% of the published program length within the reporting calendar year and excludes all students who cancelled during the cancellation period.
- “Students Available for Graduation” is the number of students who began the program minus the number of students who have died, been incarcerated, or been called to active military duty.
- “Number of On-time Graduates” is the number of students who completed the program within 100% of the published program length within the reporting calendar year.
- “On-time Completion Rate” is the number of on-time graduates divided by the number of students available for graduation.
- “150% Graduates” is the number of students who completed the program within 150% of the program length (includes on-time graduates).
- “150% Completion Rate” is the number of students who completed the program in the reported calendar year within 150% of the published program length, including on-time graduates, divided by the number of students available for graduation.
- “Graduates Available for Employment” means the number of graduates minus the number of graduates unavailable for employment.
- “Graduates Unavailable for Employment” means the graduates who, after graduation, die, become incarcerated, are called to active military duty, are international students that leave the United States or do not have a visa allowing employment in the United States, or are continuing their education in an accredited or bureau-approved postsecondary institution.
- “Graduates Employed in the Field” means graduates who beginning within six months after a student completes the applicable educational program are gainfully employed, whose employment has been reported, and for whom the institution has documented verification of employment. For occupations for which the state requires passing an examination, the six months period begins after the announcement of the examination results for the first examination available after a student completes an applicable educational program.
- “Placement Rate Employed in the Field” is calculated by dividing the number of graduates gainfully employed in the field by the number of graduates available for employment.
- “Number of Graduates Taking Exam” is the number of graduates who took the first available exam in the reported calendar year.

# NEW YORK FILM ACADEMY

COLLEGE OF VISUAL AND PERFORMING ARTS

- “First Available Exam Date” is the date for the first available exam after a student completed a program.
- “Passage Rate” is calculated by dividing the number of graduates who passed the exam by the number of graduates who took the reported licensing exam.
- “Number Who Passed First Available Exam” is the number of graduates who took and passed the first available licensing exam after completing the program.
- “Salary” is as reported by graduate or graduate’s employer.
- “No Salary Information Reported” is the number of graduates for whom, after making reasonable attempts, the school was not able to obtain salary information.

# NEW YORK FILM ACADEMY

COLLEGE OF VISUAL AND PERFORMING ARTS

## STUDENT'S RIGHT TO CANCEL

The student has a right to cancel this enrollment agreement and obtain a refund. A notice of cancellation or withdrawal must be made in writing. The written request must include the following information: specific timeframes, such as the date the course started and the date of cancellation or withdrawal. Notice of Withdrawal forms are available in the Office of the Registrar. Any student who intends to cancel or withdraw must submit a signed and dated copy of the Notice of Withdrawal Form, or any other form of written notice that includes the required information to:

New York Film Academy  
3300 W. Riverside Dr.  
Burbank, CA 91505

## REFUND INFORMATION:

The New York Film Academy will refund 100% of the amount paid for institutional charges, less an administrative processing fee of \$100.00 if notice of cancellation is made through attendance at the first class session, or the seventh class day after enrollment, whichever is later.

Notice of cancellation or withdrawal must be made no later than \_\_\_\_\_.

After the 100% refund period described above, a student may withdraw from a course after instruction has started and receive a pro rata refund (less a non-refundable administrative processing fee of \$100.00) for the unused portion of the tuition and other refundable charges, if the student has completed 60% or less of the term's instruction.

The amount of the refund is calculated based on the student's withdrawal date. Transfer credits will be awarded with a deduction in overall tuition based on a per credit unit cost. Refunds are disbursed within 30 days of the official withdrawal from the school. The withdrawal is dated on the day that the student gave written notice to the school.

# NEW YORK FILM ACADEMY

COLLEGE OF VISUAL AND PERFORMING ARTS

## SCHOOL PERFORMANCE FACT SHEET

CALENDAR YEARS 2018 & 2019

### Four-Week Music Video – 4 Week

#### On-time Completion Rates (Graduation Rates)

Include data for the two calendar years prior to reporting

Calendar Year	Number of Student Who Began the Program	Students Available for Graduation	Number of On-time Graduates	On-time Completion Rates
<b>2018</b>	4	4	4	100%
<b>2019</b>	6	6	5	83%

Student's Initials: \_\_\_\_\_ Date: \_\_\_\_\_

Initial only after you have had sufficient time to read and understand the information.

#### Students Completing with 150% of Published Program Length

Calendar Year	Number of Student Who Began the Program	Students Available for Graduation	150% Graduates	150% Completion Rates
<b>2018</b>	0	0	0	0
<b>2019</b>	0	0	0	0

\*Included only if program is more than one year in length

Student's Initials: \_\_\_\_\_ Date: \_\_\_\_\_

Initial only after you have had sufficient time to read and understand the information.



# NEW YORK FILM ACADEMY

COLLEGE OF VISUAL AND PERFORMING ARTS

## Job Placement Rates (includes data for the two calendar years prior to reporting)

Calendar Year	Number of Students Who Began the Program	Number of Graduates	Graduates Available for Employment	Graduates Employed in the Field	Placement Rate % Employment in the Field
2018	4	4	0	0	0
2019	6	5	1	0	0

You may obtain from the institution a list of the employment positions determined to be in the field for which a student received education and training. Please contact the Compliance Office.

## Gainful Employment Categories (includes data for the two calendar years prior to reporting)

### Part Time vs. Full -Time Employment

Calendar Year	Graduates Employed in the Field 20 to 29 hours per week	Graduates Employed in the Field at least 30 hours per week	Total Graduates Employed in the field
2018	0	0	0
2019	0	0	0

### Single Position vs. Concurrent Aggregated Positions

Calendar Year	Graduates Employed in the Field in a single position	Graduates Employed in the Field concurrent aggregated positions	Total Graduates Employed in the field
2018	0	0	0
2019	0	0	0

# NEW YORK FILM ACADEMY

COLLEGE OF VISUAL AND PERFORMING ARTS

## Self-Employed/Freelance Positions

Calendar Year	Graduates Employed who are self-employed or working freelance	Total Graduates Employed in the field
2018	0	0
2019	0	0

## Institutional Employment

Calendar Year	Graduates Employed in the field who are Employed by the Institution, an Employer Owned by the Institution, or an Employer who shares Ownership with the institution.	Total Graduates Employed in the field
2018	0	0
2019	0	0

Student's Initials: \_\_\_\_\_ Date: \_\_\_\_\_

Initial only after you have had sufficient time to read and understand the information.

### This Program may result in freelance or self-employment.

- The work available to graduates of this program is usually for freelance or self-employment.
- This type of work may not be consistent.
- The period of employment can range from one day to weeks to several months.
- Hours worked in a day or week may be more or less than the traditional 8 hours work day or 40-hour work week.
- You can expect to spend unpaid time expanding your networks, advertising, promoting your services, or honing your skills.
- Once graduates being to work freelance or are self-employed, they will be asked to provide documentation that they are employed as such so that they may be counted as placed for our job placement records.
- Students initialing this disclosure understand that either a majority or all of this school's graduates are employed in this manner and understand what comprises this work style.

Student's Initials: \_\_\_\_\_ Date: \_\_\_\_\_

Initial only after you have had sufficient time to read and understand the information.



**License Examination Passage Rates – This program does not lead to licensing examinations**

**Salary and Wage Information (includes data for the two calendar years prior to reporting)**

Annual salary and wages reported for graduates employed in the field.

Calendar Year	Graduates Available for Employment	Graduates Employed in the Field	\$20,001	\$35,001	\$40,001	\$45,001	No Salary Information Reported
			- \$25,000	- \$40,000	- \$45,000	- \$50,000	
2018	0	0	0	0	0	0	0
2019	1	0	0	0	0	0	0

A list of sources used to substantiate salary disclosures is available from the school. Please contact the Compliance Office.

Student’s Initials: \_\_\_\_\_ Date: \_\_\_\_\_

Initial only after you have had sufficient time to read and understand the information.

**COST OF EDUCATIONAL PROGRAM**

Total charges for the program for students completing on-time in 2018: \$4,062; 2019 \$4,199. Additional charges may be incurred if the program is not completed on-time.

Student’s Initials: \_\_\_\_\_ Date: \_\_\_\_\_

Initial only after you have had sufficient time to read and understand the information.

# NEW YORK FILM ACADEMY

COLLEGE OF VISUAL AND PERFORMING ARTS

## FEDERAL STUDENT LOAN DEBT

Calendar Year	Most recent three year cohort default rate, as reported by the United States Department of Education.*	The percentage of enrolled students receiving federal student loans to pay for this program.	The average amount of federal student loan debt of graduates who took out federal student loans at this institution.	The percentage of graduates who took out federal student loans to pay for this Education Program.
2018	1.8%	0	0	0
2019	2.5%	0	0	0

\*The percentage of students who defaulted on their federal student loans is called the Cohort Default Rate (CDR). It shows the percentage of this school's students who were more than 270 days (9 months) behind on their federal student loans within three years of when the first payment was due. This is the most recent CDR reported by the U.S. Department of Education.

**Student's Initials:** \_\_\_\_\_ **Date:** \_\_\_\_\_

**Initial only after you have had sufficient time to read and understand the information.**

This fact sheet is filed with the Bureau for Private Postsecondary Education. Regardless of any information you may have relating to the completion rates, starting salaries, or license exam passage rates, this fact sheet contains the information as calculated pursuant to state law.

Any questions a student may have regarding this fact sheet that have not been satisfactorily answered by the institution may be directed to the Bureau for Private Postsecondary Education at 1747 N. Market Blvd, Suite 225, Sacramento, CA 95834, [www.bppe.ca.gov](http://www.bppe.ca.gov), toll-free telephone number (888) 370-7589 or by fax (916) 263-1897.

\_\_\_\_\_  
**Student Name – Print**

\_\_\_\_\_  
**Student Signature**

\_\_\_\_\_  
**School Official**

\_\_\_\_\_  
**Date**

\_\_\_\_\_  
**Date**

## DEFINITIONS

- “Number of Students Who Began the Program” means the number of students who began a program who were scheduled to complete the program within 100% of the published program length within the reporting calendar year and excludes all students who cancelled during the cancellation period.
- “Students Available for Graduation” is the number of students who began the program minus the number of students who have died, been incarcerated, or been called to active military duty.
- “Number of On-time Graduates” is the number of students who completed the program within 100% of the published program length within the reporting calendar year.
- “On-time Completion Rate” is the number of on-time graduates divided by the number of students available for graduation.
- “150% Graduates” is the number of students who completed the program within 150% of the program length (includes on-time graduates).
- “150% Completion Rate” is the number of students who completed the program in the reported calendar year within 150% of the published program length, including on-time graduates, divided by the number of students available for graduation.
- “Graduates Available for Employment” means the number of graduates minus the number of graduates unavailable for employment.
- “Graduates Unavailable for Employment” means the graduates who, after graduation, die, become incarcerated, are called to active military duty, are international students that leave the United States or do not have a visa allowing employment in the United States, or are continuing their education in an accredited or bureau-approved postsecondary institution.
- “Graduates Employed in the Field” means graduates who beginning within six months after a student completes the applicable educational program are gainfully employed, whose employment has been reported, and for whom the institution has documented verification of employment. For occupations for which the state requires passing an examination, the six months period begins after the announcement of the examination results for the first examination available after a student completes an applicable educational program.
- “Placement Rate Employed in the Field” is calculated by dividing the number of graduates gainfully employed in the field by the number of graduates available for employment.
- “Number of Graduates Taking Exam” is the number of graduates who took the first available exam in the reported calendar year.

# NEW YORK FILM ACADEMY

COLLEGE OF VISUAL AND PERFORMING ARTS

- “First Available Exam Date” is the date for the first available exam after a student completed a program.
- “Passage Rate” is calculated by dividing the number of graduates who passed the exam by the number of graduates who took the reported licensing exam.
- “Number Who Passed First Available Exam” is the number of graduates who took and passed the first available licensing exam after completing the program.
- “Salary” is as reported by graduate or graduate’s employer.
- “No Salary Information Reported” is the number of graduates for whom, after making reasonable attempts, the school was not able to obtain salary information.

# NEW YORK FILM ACADEMY

COLLEGE OF VISUAL AND PERFORMING ARTS

## STUDENT'S RIGHT TO CANCEL

The student has a right to cancel this enrollment agreement and obtain a refund. A notice of cancellation or withdrawal must be made in writing. The written request must include the following information: specific timeframes, such as the date the course started and the date of cancellation or withdrawal. Notice of Withdrawal forms are available in the Office of the Registrar. Any student who intends to cancel or withdraw must submit a signed and dated copy of the Notice of Withdrawal Form, or any other form of written notice that includes the required information to:

New York Film Academy  
3300 W. Riverside Dr.  
Burbank, CA 91505

## REFUND INFORMATION:

The New York Film Academy will refund 100% of the amount paid for institutional charges, less an administrative processing fee of \$100.00 if notice of cancellation is made through attendance at the first class session, or the seventh class day after enrollment, whichever is later.

Notice of cancellation or withdrawal must be made no later than \_\_\_\_\_.

After the 100% refund period described above, a student may withdraw from a course after instruction has started and receive a pro rata refund (less a non-refundable administrative processing fee of \$100.00) for the unused portion of the tuition and other refundable charges, if the student has completed 60% or less of the term's instruction.

The amount of the refund is calculated based on the student's withdrawal date. Transfer credits will be awarded with a deduction in overall tuition based on a per credit unit cost. Refunds are disbursed within 30 days of the official withdrawal from the school. The withdrawal is dated on the day that the student gave written notice to the school.

# NEW YORK FILM ACADEMY

COLLEGE OF VISUAL AND PERFORMING ARTS

## SCHOOL PERFORMANCE FACT SHEET

CALENDAR YEARS 2018 & 2019

### Four-Week Photography – 4 Week

#### On-time Completion Rates (Graduation Rates)

Include data for the two calendar years prior to reporting

Calendar Year	Number of Student Who Began the Program	Students Available for Graduation	Number of On-time Graduates	On-time Completion Rates
2018	9	9	8	89%
2019	4	4	1	25%

Student's Initials: \_\_\_\_\_ Date: \_\_\_\_\_

Initial only after you have had sufficient time to read and understand the information.

#### Students Completing with 150% of Published Program Length

Calendar Year	Number of Student Who Began the Program	Students Available for Graduation	150% Graduates	150% Completion Rates
2018	0	0	0	0
2019	0	0	0	0

\*Included only if program is more than one year in length

Student's Initials: \_\_\_\_\_ Date: \_\_\_\_\_

Initial only after you have had sufficient time to read and understand the information.



# NEW YORK FILM ACADEMY

COLLEGE OF VISUAL AND PERFORMING ARTS

## Job Placement Rates (includes data for the two calendar years prior to reporting)

Calendar Year	Number of Students Who Began the Program	Number of Graduates	Graduates Available for Employment	Graduates Employed in the Field	Placement Rate % Employment in the Field
2018	9	8	0	0	0%
2019	4	4	1	0	0%

You may obtain from the institution a list of the employment positions determined to be in the field for which a student received education and training. Please contact the Compliance Office.

## Gainful Employment Categories (includes data for the two calendar years prior to reporting)

### Part Time vs. Full -Time Employment

Calendar Year	Graduates Employed in the Field 20 to 29 hours per week	Graduates Employed in the Field at least 30 hours per week	Total Graduates Employed in the field
2018	0	0	0
2019	0	0	0

### Single Position vs. Concurrent Aggregated Positions

Calendar Year	Graduates Employed in the Field in a single position	Graduates Employed in the Field concurrent aggregated positions	Total Graduates Employed in the field
2018	0	0	0
2019	0	0	0

# NEW YORK FILM ACADEMY

COLLEGE OF VISUAL AND PERFORMING ARTS

## Self-Employed/Freelance Positions

Calendar Year	Graduates Employed who are self-employed or working freelance	Total Graduates Employed in the field
2018	0	0
2019	0	0

## Institutional Employment

Calendar Year	Graduates Employed in the field who are Employed by the Institution, an Employer Owned by the Institution, or an Employer who shares Ownership with the institution.	Total Graduates Employed in the field
2018	0	0
2019	0	0

Student's Initials: \_\_\_\_\_ Date: \_\_\_\_\_

Initial only after you have had sufficient time to read and understand the information.

### This Program may result in freelance or self-employment.

- The work available to graduates of this program is usually for freelance or self-employment.
- This type of work may not be consistent.
- The period of employment can range from one day to weeks to several months.
- Hours worked in a day or week may be more or less than the traditional 8 hours work day or 40-hour work week.
- You can expect to spend unpaid time expanding your networks, advertising, promoting your services, or honing your skills.
- Once graduates being to work freelance or are self-employed, they will be asked to provide documentation that they are employed as such so that they may be counted as placed for our job placement records.
- Students initialing this disclosure understand that either a majority or all of this school's graduates are employed in this manner and understand what comprises this work style.

Student's Initials: \_\_\_\_\_ Date: \_\_\_\_\_

Initial only after you have had sufficient time to read and understand the information.



**License Examination Passage Rates – This program does not lead to licensing examinations**

**Salary and Wage Information (includes data for the two calendar years prior to reporting)**

Annual salary and wages reported for graduates employed in the field.

Calendar Year	Graduates Available for Employment	Graduates Employed in the Field	\$20,001	\$25,001	\$40,001	\$45,001	No Salary Information Reported
			- \$25,000	- \$30,000	- \$45,000	- \$50,000	
2018	0	0	0	0	0	0	0
2019	1	0	0	0	0	0	0

A list of sources used to substantiate salary disclosures is available from the school. Please contact the Compliance Office.

Student’s Initials: \_\_\_\_\_ Date: \_\_\_\_\_

Initial only after you have had sufficient time to read and understand the information.

**COST OF EDUCATIONAL PROGRAM**

Total charges for the program for students completing on-time in 2018: \$4,115; 2019: \$4,254. Additional charges may be incurred if the program is not completed on-time.

Student’s Initials: \_\_\_\_\_ Date: \_\_\_\_\_

Initial only after you have had sufficient time to read and understand the information.

# NEW YORK FILM ACADEMY

COLLEGE OF VISUAL AND PERFORMING ARTS

## FEDERAL STUDENT LOAN DEBT

Calendar Year	Most recent three year cohort default rate, as reported by the United States Department of Education.*	The percentage of enrolled students receiving federal student loans to pay for this program.	The average amount of federal student loan debt of graduates who took out federal student loans at this institution.	The percentage of graduates who took out federal student loans to pay for this Education Program.
2018	1.8%	0	0	0
2019	2.5%	0	0	0

\*The percentage of students who defaulted on their federal student loans is called the Cohort Default Rate (CDR). It shows the percentage of this school's students who were more than 270 days (9 months) behind on their federal student loans within three years of when the first payment was due. This is the most recent CDR reported by the U.S. Department of Education.

**Student's Initials:** \_\_\_\_\_ **Date:** \_\_\_\_\_

**Initial only after you have had sufficient time to read and understand the information.**

This fact sheet is filed with the Bureau for Private Postsecondary Education. Regardless of any information you may have relating to the completion rates, starting salaries, or license exam passage rates, this fact sheet contains the information as calculated pursuant to state law.

Any questions a student may have regarding this fact sheet that have not been satisfactorily answered by the institution may be directed to the Bureau for Private Postsecondary Education at 1747 N. Market Blvd, Suite 225, Sacramento, CA 95834, [www.bppe.ca.gov](http://www.bppe.ca.gov), toll-free telephone number (888) 370-7589 or by fax (916) 263-1897.

\_\_\_\_\_  
**Student Name – Print**

\_\_\_\_\_  
**Student Signature**

\_\_\_\_\_  
**Date**

\_\_\_\_\_  
**School Official**

\_\_\_\_\_  
**Date**

## DEFINITIONS

- “Number of Students Who Began the Program” means the number of students who began a program who were scheduled to complete the program within 100% of the published program length within the reporting calendar year and excludes all students who cancelled during the cancellation period.
- “Students Available for Graduation” is the number of students who began the program minus the number of students who have died, been incarcerated, or been called to active military duty.
- “Number of On-time Graduates” is the number of students who completed the program within 100% of the published program length within the reporting calendar year.
- “On-time Completion Rate” is the number of on-time graduates divided by the number of students available for graduation.
- “150% Graduates” is the number of students who completed the program within 150% of the program length (includes on-time graduates).
- “150% Completion Rate” is the number of students who completed the program in the reported calendar year within 150% of the published program length, including on-time graduates, divided by the number of students available for graduation.
- “Graduates Available for Employment” means the number of graduates minus the number of graduates unavailable for employment.
- “Graduates Unavailable for Employment” means the graduates who, after graduation, die, become incarcerated, are called to active military duty, are international students that leave the United States or do not have a visa allowing employment in the United States, or are continuing their education in an accredited or bureau-approved postsecondary institution.
- “Graduates Employed in the Field” means graduates who beginning within six months after a student completes the applicable educational program are gainfully employed, whose employment has been reported, and for whom the institution has documented verification of employment. For occupations for which the state requires passing an examination, the six months period begins after the announcement of the examination results for the first examination available after a student completes an applicable educational program.
- “Placement Rate Employed in the Field” is calculated by dividing the number of graduates gainfully employed in the field by the number of graduates available for employment.
- “Number of Graduates Taking Exam” is the number of graduates who took the first available exam in the reported calendar year.

# NEW YORK FILM ACADEMY

COLLEGE OF VISUAL AND PERFORMING ARTS

- “First Available Exam Date” is the date for the first available exam after a student completed a program.
- “Passage Rate” is calculated by dividing the number of graduates who passed the exam by the number of graduates who took the reported licensing exam.
- “Number Who Passed First Available Exam” is the number of graduates who took and passed the first available licensing exam after completing the program.
- “Salary” is as reported by graduate or graduate’s employer.
- “No Salary Information Reported” is the number of graduates for whom, after making reasonable attempts, the school was not able to obtain salary information.

# NEW YORK FILM ACADEMY

COLLEGE OF VISUAL AND PERFORMING ARTS

## STUDENT'S RIGHT TO CANCEL

The student has a right to cancel this enrollment agreement and obtain a refund. A notice of cancellation or withdrawal must be made in writing. The written request must include the following information: specific timeframes, such as the date the course started and the date of cancellation or withdrawal. Notice of Withdrawal forms are available in the Office of the Registrar. Any student who intends to cancel or withdraw must submit a signed and dated copy of the Notice of Withdrawal Form, or any other form of written notice that includes the required information to:

New York Film Academy  
3300 W. Riverside Dr.  
Burbank, CA 91505

## REFUND INFORMATION:

The New York Film Academy will refund 100% of the amount paid for institutional charges, less an administrative processing fee of \$100.00 if notice of cancellation is made through attendance at the first class session, or the seventh class day after enrollment, whichever is later.

Notice of cancellation or withdrawal must be made no later than \_\_\_\_\_.

After the 100% refund period described above, a student may withdraw from a course after instruction has started and receive a pro rata refund (less a non-refundable administrative processing fee of \$100.00) for the unused portion of the tuition and other refundable charges, if the student has completed 60% or less of the term's instruction.

The amount of the refund is calculated based on the student's withdrawal date. Transfer credits will be awarded with a deduction in overall tuition based on a per credit unit cost. Refunds are disbursed within 30 days of the official withdrawal from the school. The withdrawal is dated on the day that the student gave written notice to the school.

# NEW YORK FILM ACADEMY

COLLEGE OF VISUAL AND PERFORMING ARTS

## SCHOOL PERFORMANCE FACT SHEET

CALENDAR YEARS 2018 & 2019

Four-Week Producing – 4 Week

### On-time Completion Rates (Graduation Rates)

Include data for the two calendar years prior to reporting

Calendar Year	Number of Student Who Began the Program	Students Available for Graduation	Number of On-time Graduates	On-time Completion Rates
2018	23	23	19	83%
2019	14	14	11	79%

Student's Initials: \_\_\_\_\_ Date: \_\_\_\_\_

Initial only after you have had sufficient time to read and understand the information.

### Students Completing with 150% of Published Program Length

Calendar Year	Number of Student Who Began the Program	Students Available for Graduation	150% Graduates	150% Completion Rates
2018	0	0	0	0
2019	0	0	0	0

Student's Initials: \_\_\_\_\_ Date: \_\_\_\_\_

Initial only after you have had sufficient time to read and understand the information.



# NEW YORK FILM ACADEMY

COLLEGE OF VISUAL AND PERFORMING ARTS

## Job Placement Rates (includes data for the two calendar years prior to reporting)

Calendar Year	Number of Students Who Began the Program	Number of Graduates	Graduates Available for Employment	Graduates Employed in the Field	Placement Rate % Employment in the Field
2018	23	19	2	0	0%
2019	14	11	3	0	0%

You may obtain from the institution a list of the employment positions determined to be in the field for which a student received education and training. Please contact the Compliance Office.

## Gainful Employment Categories (includes data for the two calendar years prior to reporting)

### Part Time vs. Full -Time Employment

Calendar Year	Graduates Employed in the Field 20 to 29 hours per week	Graduates Employed in the Field at least 30 hours per week	Total Graduates Employed in the field
2018	0	0	0
2019	0	0	0

### Single Position vs. Concurrent Aggregated Positions

Calendar Year	Graduates Employed in the Field in a single position	Graduates Employed in the Field concurrent aggregated positions	Total Graduates Employed in the field
2018	0	0	0
2019	0	0	0

# NEW YORK FILM ACADEMY

COLLEGE OF VISUAL AND PERFORMING ARTS

## Self-Employed/Freelance Positions

Calendar Year	Graduates Employed who are self-employed or working freelance	Total Graduates Employed in the field
2018	0	0
2019	0	0

## Institutional Employment

Calendar Year	Graduates Employed in the field who are Employed by the Institution, an Employer Owned by the Institution, or an Employer who shares Ownership with the institution.	Total Graduates Employed in the field
2018	0	0
2019	0	0

**Student's Initials:** \_\_\_\_\_ **Date:** \_\_\_\_\_

**Initial only after you have had sufficient time to read and understand the information.**

### This Program may result in freelance or self-employment.

- The work available to graduates of this program is usually for freelance or self-employment.
- This type of work may not be consistent.
- The period of employment can range from one day to weeks to several months.
- Hours worked in a day or week may be more or less than the traditional 8 hours work day or 40-hour work week.
- You can expect to spend unpaid time expanding your networks, advertising, promoting your services, or honing your skills.
- Once graduates being to work freelance or are self-employed, they will be asked to provide documentation that they are employed as such so that they may be counted as placed for our job placement records.
- Students initialing this disclosure understand that either a majority or all of this school's graduates are employed in this manner and understand what comprises this work style.

**Student's Initials:** \_\_\_\_\_ **Date:** \_\_\_\_\_

**Initial only after you have had sufficient time to read and understand the information.**



**License Examination Passage Rates – This program does not lead to licensing examinations**

**Salary and Wage Information (includes data for the two calendar years prior to reporting)**

Annual salary and wages reported for graduates employed in the field.

Calendar Year	Graduates Available for Employment	Graduates Employed in the Field	\$15,001	\$20,001	\$40,001	\$45,001	No Salary Information Reported
			- \$20,000	- \$25,000	- \$45,000	- \$50,000	
2018	2	0	0	0	0	0	0
2019	3	0	0	0	0	0	0

A list of sources used to substantiate salary disclosures is available from the school. Please contact the Compliance Office.

Student’s Initials: \_\_\_\_\_ Date: \_\_\_\_\_

Initial only after you have had sufficient time to read and understand the information.

**COST OF EDUCATIONAL PROGRAM**

Total charges for the program for students completing on-time in 2018: \$4,062; 2019: \$4,200. Additional charges may be incurred if the program is not completed on-time.

Student’s Initials: \_\_\_\_\_ Date: \_\_\_\_\_

Initial only after you have had sufficient time to read and understand the information.

# NEW YORK FILM ACADEMY

COLLEGE OF VISUAL AND PERFORMING ARTS

## FEDERAL STUDENT LOAN DEBT

Calendar Year	Most recent three year cohort default rate, as reported by the United State Department of Education.*	The percentage of enrolled students receiving federal student loans to pay for this program.	The average amount of federal student loan debt of graduates who took out federal student loans at this institution.	The percentage of graduates who took out federal student loans to pay for this Education Program.
2018	1.8%	0	0	0
2019	2.5	0	0	0

\*The percentage of students who defaulted on their federal student loans is called the Cohort Default Rate (CDR). It shows the percentage of this school's students who were more than 270 days (9 months) behind on their federal student loans within three years of when the first payment was due. This is the most recent CDR reported by the U.S. Department of Education.

**Student's Initials:** \_\_\_\_\_ **Date:** \_\_\_\_\_

**Initial only after you have had sufficient time to read and understand the information.**

This fact sheet is filed with the Bureau for Private Postsecondary Education. Regardless of any information you may have relating to the completion rates, starting salaries, or license exam passage rates, this fact sheet contains the information as calculated pursuant to state law.

Any questions a student may have regarding this fact sheet that have not been satisfactorily answered by the institution may be directed to the Bureau for Private Postsecondary Education at 1747 N. Market Blvd, Suite 225, Sacramento, CA 95834, [www.bppe.ca.gov](http://www.bppe.ca.gov), toll-free telephone number (888) 370-7589 or by fax (916) 263-1897.

\_\_\_\_\_  
**Student Name – Print**

\_\_\_\_\_  
**Student Signature**

\_\_\_\_\_  
**School Official**

\_\_\_\_\_  
**Date**

\_\_\_\_\_  
**Date**

## DEFINITIONS

- “Number of Students Who Began the Program” means the number of students who began a program who were scheduled to complete the program within 100% of the published program length within the reporting calendar year and excludes all students who cancelled during the cancellation period.
- “Students Available for Graduation” is the number of students who began the program minus the number of students who have died, been incarcerated, or been called to active military duty.
- “Number of On-time Graduates” is the number of students who completed the program within 100% of the published program length within the reporting calendar year.
- “On-time Completion Rate” is the number of on-time graduates divided by the number of students available for graduation.
- “150% Graduates” is the number of students who completed the program within 150% of the program length (includes on-time graduates).
- “150% Completion Rate” is the number of students who completed the program in the reported calendar year within 150% of the published program length, including on-time graduates, divided by the number of students available for graduation.
- “Graduates Available for Employment” means the number of graduates minus the number of graduates unavailable for employment.
- “Graduates Unavailable for Employment” means the graduates who, after graduation, die, become incarcerated, are called to active military duty, are international students that leave the United States or do not have a visa allowing employment in the United States, or are continuing their education in an accredited or bureau-approved postsecondary institution.
- “Graduates Employed in the Field” means graduates who beginning within six months after a student completes the applicable educational program are gainfully employed, whose employment has been reported, and for whom the institution has documented verification of employment. For occupations for which the state requires passing an examination, the six months period begins after the announcement of the examination results for the first examination available after a student completes an applicable educational program.
- “Placement Rate Employed in the Field” is calculated by dividing the number of graduates gainfully employed in the field by the number of graduates available for employment.
- “Number of Graduates Taking Exam” is the number of graduates who took the first available exam in the reported calendar year.

# NEW YORK FILM ACADEMY

COLLEGE OF VISUAL AND PERFORMING ARTS

- “First Available Exam Date” is the date for the first available exam after a student completed a program.
- “Passage Rate” is calculated by dividing the number of graduates who passed the exam by the number of graduates who took the reported licensing exam.
- “Number Who Passed First Available Exam” is the number of graduates who took and passed the first available licensing exam after completing the program.
- “Salary” is as reported by graduate or graduate’s employer.
- “No Salary Information Reported” is the number of graduates for whom, after making reasonable attempts, the school was not able to obtain salary information.

# NEW YORK FILM ACADEMY

COLLEGE OF VISUAL AND PERFORMING ARTS

## STUDENT'S RIGHT TO CANCEL

The student has a right to cancel this enrollment agreement and obtain a refund. A notice of cancellation or withdrawal must be made in writing. The written request must include the following information: specific timeframes, such as the date the course started and the date of cancellation or withdrawal. Notice of Withdrawal forms are available in the Office of the Registrar. Any student who intends to cancel or withdraw must submit a signed and dated copy of the Notice of Withdrawal Form, or any other form of written notice that includes the required information to:

New York Film Academy  
3300 W. Riverside Dr.  
Burbank, CA 91505

## REFUND INFORMATION:

The New York Film Academy will refund 100% of the amount paid for institutional charges, less an administrative processing fee of \$100.00 if notice of cancellation is made through attendance at the first class session, or the seventh class day after enrollment, whichever is later.

Notice of cancellation or withdrawal must be made no later than \_\_\_\_\_.

After the 100% refund period described above, a student may withdraw from a course after instruction has started and receive a pro rata refund (less a non-refundable administrative processing fee of \$100.00) for the unused portion of the tuition and other refundable charges, if the student has completed 60% or less of the term's instruction.

The amount of the refund is calculated based on the student's withdrawal date. Transfer credits will be awarded with a deduction in overall tuition based on a per credit unit cost. Refunds are disbursed within 30 days of the official withdrawal from the school. The withdrawal is dated on the day that the student gave written notice to the school.

# NEW YORK FILM ACADEMY

COLLEGE OF VISUAL AND PERFORMING ARTS

## SCHOOL PERFORMANCE FACT SHEET

CALENDAR YEARS 2018 & 2019

### Six-Week Acting for Film – 6 Weeks

#### On-time Completion Rates (Graduation Rates)

Include data for the two calendar years prior to reporting

Calendar Year	Number of Student Who Began the Program	Students Available for Graduation	Number of On-time Graduates	On-time Completion Rates
<b>2018</b>	8	8	8	100%
<b>2019</b>	8	8	7	88%

Student's Initials: \_\_\_\_\_ Date: \_\_\_\_\_

Initial only after you have had sufficient time to read and understand the information.

#### Students Completing with 150% of Published Program Length

Calendar Year	Number of Student Who Began the Program	Students Available for Graduation	150% Graduates	150% Completion Rates
<b>2018</b>	0	0	0	0
<b>2019</b>	0	0	0	0

\*Included only if program is more than one year in length

Student's Initials: \_\_\_\_\_ Date: \_\_\_\_\_

Initial only after you have had sufficient time to read and understand the information.



# NEW YORK FILM ACADEMY

COLLEGE OF VISUAL AND PERFORMING ARTS

## Job Placement Rates (includes data for the two calendar years prior to reporting)

Calendar Year	Number of Students Who Began the Program	Number of Graduates	Graduates Available for Employment	Graduates Employed in the Field	Placement Rate % Employment in the Field
2018	8	8	0	0	0%
2019	8	7	1	0	0%

You may obtain from the institution a list of the employment positions determined to be in the field for which a student received education and training. Please contact the Compliance Office.

## Gainful Employment Categories (includes data for the two calendar years prior to reporting)

### Part Time vs. Full -Time Employment

Calendar Year	Graduates Employed in the Field 20 to 29 hours per week	Graduates Employed in the Field at least 30 hours per week	Total Graduates Employed in the field
2018	0	0	0
2019	0	0	0

### Single Position vs. Concurrent Aggregated Positions

Calendar Year	Graduates Employed in the Field in a single position	Graduates Employed in the Field concurrent aggregated positions	Total Graduates Employed in the field
2018	0	0	0
2019	0	0	0

# NEW YORK FILM ACADEMY

COLLEGE OF VISUAL AND PERFORMING ARTS

## Self-Employed/Freelance Positions

Calendar Year	Graduates Employed who are self-employed or working freelance	Total Graduates Employed in the field
2018	0	0
2019	0	0

## Institutional Employment

Calendar Year	Graduates Employed in the field who are Employed by the Institution, an Employer Owned by the Institution, or an Employer who shares Ownership with the institution.	Total Graduates Employed in the field
2018	0	0
2019	0	0

Student's Initials: \_\_\_\_\_ Date: \_\_\_\_\_

Initial only after you have had sufficient time to read and understand the information.

### This Program may result in freelance or self-employment.

- The work available to graduates of this program is usually for freelance or self-employment.
- This type of work may not be consistent.
- The period of employment can range from one day to weeks to several months.
- Hours worked in a day or week may be more or less than the traditional 8 hours work day or 40-hour work week.
- You can expect to spend unpaid time expanding your networks, advertising, promoting your services, or honing your skills.
- Once graduates being to work freelance or are self-employed, they will be asked to provide documentation that they are employed as such so that they may be counted as placed for our job placement records.
- Students initialing this disclosure understand that either a majority or all of this school's graduates are employed in this manner and understand what comprises this work style.

Student's Initials: \_\_\_\_\_ Date: \_\_\_\_\_

Initial only after you have had sufficient time to read and understand the information.



**License Examination Passage Rates – This program does not lead to licensing examinations**

**Salary and Wage Information (includes data for the two calendar years prior to reporting)**

Annual salary and wages reported for graduates employed in the field.

Calendar Year	Graduates Available for Employment	Graduates Employed in the Field	\$25,001	\$35,001	\$40,001	\$45,001	No Salary Information Reported
			- \$30,000	- \$40,000	- \$45,000	- \$50,000	
2018	0	0	0	0	0	0	0
2019	1	0	0	0	0	0	0

A list of sources used to substantiate salary disclosures is available from the school. Please contact the Compliance Office.

Student’s Initials: \_\_\_\_\_ Date: \_\_\_\_\_

Initial only after you have had sufficient time to read and understand the information.

**COST OF EDUCATIONAL PROGRAM**

Total charges for the program for students completing on-time in 2018: \$2,352; 2019: \$2,431. Additional charges may be incurred if the program is not completed on-time.

Student’s Initials: \_\_\_\_\_ Date: \_\_\_\_\_

Initial only after you have had sufficient time to read and understand the information.

# NEW YORK FILM ACADEMY

COLLEGE OF VISUAL AND PERFORMING ARTS

## FEDERAL STUDENT LOAN DEBT

Calendar Year	Most recent three year cohort default rate, as reported by the United State Department of Education*	The percentage of enrolled students receiving federal student loans to pay for this program.	The average amount of federal student loan debt of graduates who took out federal student loans at this institution.	The percentage of graduates who took out federal student loans to pay for this Education Program.
2018	1.8%	0	0	0
2019	2.5%	0	0	0

\*The percentage of students who defaulted on their federal student loans is called the Cohort Default Rate (CDR). It shows the percentage of this school's students who were more than 270 days (9 months) behind on their federal student loans within three years of when the first payment was due. This is the most recent CDR reported by the U.S. Department of Education.

**Student's Initials:** \_\_\_\_\_ **Date:** \_\_\_\_\_

**Initial only after you have had sufficient time to read and understand the information.**

This fact sheet is filed with the Bureau for Private Postsecondary Education. Regardless of any information you may have relating to the completion rates, starting salaries, or license exam passage rates, this fact sheet contains the information as calculated pursuant to state law.

Any questions a student may have regarding this fact sheet that have not been satisfactorily answered by the institution may be directed to the Bureau for Private Postsecondary Education at 1747 N. Market Blvd, Suite 225, Sacramento, CA 95834, [www.bppe.ca.gov](http://www.bppe.ca.gov), toll-free telephone number (888) 370-7589 or by fax (916) 263-1897.

\_\_\_\_\_  
**Student Name – Print**

\_\_\_\_\_  
**Student Signature**

\_\_\_\_\_  
**Date**

\_\_\_\_\_  
**School Official**

\_\_\_\_\_  
**Date**

## DEFINITIONS

- “Number of Students Who Began the Program” means the number of students who began a program who were scheduled to complete the program within 100% of the published program length within the reporting calendar year and excludes all students who cancelled during the cancellation period.
- “Students Available for Graduation” is the number of students who began the program minus the number of students who have died, been incarcerated, or been called to active military duty.
- “Number of On-time Graduates” is the number of students who completed the program within 100% of the published program length within the reporting calendar year.
- “On-time Completion Rate” is the number of on-time graduates divided by the number of students available for graduation.
- “150% Graduates” is the number of students who completed the program within 150% of the program length (includes on-time graduates).
- “150% Completion Rate” is the number of students who completed the program in the reported calendar year within 150% of the published program length, including on-time graduates, divided by the number of students available for graduation.
- “Graduates Available for Employment” means the number of graduates minus the number of graduates unavailable for employment.
- “Graduates Unavailable for Employment” means the graduates who, after graduation, die, become incarcerated, are called to active military duty, are international students that leave the United States or do not have a visa allowing employment in the United States, or are continuing their education in an accredited or bureau-approved postsecondary institution.
- “Graduates Employed in the Field” means graduates who beginning within six months after a student completes the applicable educational program are gainfully employed, whose employment has been reported, and for whom the institution has documented verification of employment. For occupations for which the state requires passing an examination, the six months period begins after the announcement of the examination results for the first examination available after a student completes an applicable educational program.
- “Placement Rate Employed in the Field” is calculated by dividing the number of graduates gainfully employed in the field by the number of graduates available for employment.
- “Number of Graduates Taking Exam” is the number of graduates who took the first available exam in the reported calendar year.

# NEW YORK FILM ACADEMY

COLLEGE OF VISUAL AND PERFORMING ARTS

- “First Available Exam Date” is the date for the first available exam after a student completed a program.
- “Passage Rate” is calculated by dividing the number of graduates who passed the exam by the number of graduates who took the reported licensing exam.
- “Number Who Passed First Available Exam” is the number of graduates who took and passed the first available licensing exam after completing the program.
- “Salary” is as reported by graduate or graduate’s employer.
- “No Salary Information Reported” is the number of graduates for whom, after making reasonable attempts, the school was not able to obtain salary information.

# NEW YORK FILM ACADEMY

COLLEGE OF VISUAL AND PERFORMING ARTS

## STUDENT'S RIGHT TO CANCEL

The student has a right to cancel this enrollment agreement and obtain a refund. A notice of cancellation or withdrawal must be made in writing. The written request must include the following information: specific timeframes, such as the date the course started and the date of cancellation or withdrawal. Notice of Withdrawal forms are available in the Office of the Registrar. Any student who intends to cancel or withdraw must submit a signed and dated copy of the Notice of Withdrawal Form, or any other form of written notice that includes the required information to:

New York Film Academy  
3300 W. Riverside Dr.  
Burbank, CA 91505

## REFUND INFORMATION:

The New York Film Academy will refund 100% of the amount paid for institutional charges, less an administrative processing fee of \$100.00 if notice of cancellation is made through attendance at the first class session, or the seventh class day after enrollment, whichever is later.

Notice of cancellation or withdrawal must be made no later than \_\_\_\_\_.

After the 100% refund period described above, a student may withdraw from a course after instruction has started and receive a pro rata refund (less a non-refundable administrative processing fee of \$100.00) for the unused portion of the tuition and other refundable charges, if the student has completed 60% or less of the term's instruction.

The amount of the refund is calculated based on the student's withdrawal date. Transfer credits will be awarded with a deduction in overall tuition based on a per credit unit cost. Refunds are disbursed within 30 days of the official withdrawal from the school. The withdrawal is dated on the day that the student gave written notice to the school.

# NEW YORK FILM ACADEMY

COLLEGE OF VISUAL AND PERFORMING ARTS

## SCHOOL PERFORMANCE FACT SHEET

CALENDAR YEARS 2018 & 2019

### Six-Week Documentary Filmmaking – 6 Weeks

#### On-time Completion Rates (Graduation Rates)

Include data for the two calendar years prior to reporting

Calendar Year	Number of Student Who Began the Program	Students Available for Graduation	Number of On-time Graduates	On-time Completion Rates
2018	3	3	2	67%
2019	9	9	4	44%

Student's Initials: \_\_\_\_\_ Date: \_\_\_\_\_

Initial only after you have had sufficient time to read and understand the information.

#### Students Completing with 150% of Published Program Length

Calendar Year	Number of Student Who Began the Program	Students Available for Graduation	150% Graduates	150% Completion Rates
2018	0	0	0	0
2019	0	0	0	0

\*Included only if program is more than one year in length

Student's Initials: \_\_\_\_\_ Date: \_\_\_\_\_

Initial only after you have had sufficient time to read and understand the information.



# NEW YORK FILM ACADEMY

COLLEGE OF VISUAL AND PERFORMING ARTS

## Job Placement Rates (includes data for the two calendar years prior to reporting)

Calendar Year	Number of Students Who Began the Program	Number of Graduates	Graduates Available for Employment	Graduates Employed in the Field	Placement Rate % Employment in the Field
2018	3	2	2	0	0%
2019	9	4	2	0	0%

You may obtain from the institution a list of the employment positions determined to be in the field for which a student received education and training. Please contact the Compliance Office.

## Gainful Employment Categories (includes data for the two calendar years prior to reporting)

### Part Time vs. Full -Time Employment

Calendar Year	Graduates Employed in the Field 20 to 29 hours per week	Graduates Employed in the Field at least 30 hours per week	Total Graduates Employed in the field
2018	0	0	0
2019	0	0	0

### Single Position vs. Concurrent Aggregated Positions

Calendar Year	Graduates Employed in the Field in a single position	Graduates Employed in the Field concurrent aggregated positions	Total Graduates Employed in the field
2018	0	0	0
2019	0	0	0

# NEW YORK FILM ACADEMY

COLLEGE OF VISUAL AND PERFORMING ARTS

## Self-Employed/Freelance Positions

Calendar Year	Graduates Employed who are self-employed or working freelance	Total Graduates Employed in the field
2018	0	0
2019	0	0

## Institutional Employment

Calendar Year	Graduates Employed in the field who are Employed by the Institution, an Employer Owned by the Institution, or an Employer who shares Ownership with the institution.	Total Graduates Employed in the field
2018	0	0
2019	0	0

**Student's Initials:** \_\_\_\_\_ **Date:** \_\_\_\_\_

**Initial only after you have had sufficient time to read and understand the information.**

### This Program may result in freelance or self-employment.

- The work available to graduates of this program is usually for freelance or self-employment.
- This type of work may not be consistent.
- The period of employment can range from one day to weeks to several months.
- Hours worked in a day or week may be more or less than the traditional 8 hours work day or 40-hour work week.
- You can expect to spend unpaid time expanding your networks, advertising, promoting your services, or honing your skills.
- Once graduates being to work freelance or are self-employed, they will be asked to provide documentation that they are employed as such so that they may be counted as placed for our job placement records.
- Students initialing this disclosure understand that either a majority or all of this school's graduates are employed in this manner and understand what comprises this work style.

**Student's Initials:** \_\_\_\_\_ **Date:** \_\_\_\_\_

**Initial only after you have had sufficient time to read and understand the information.**



**License Examination Passage Rates – This program does not lead to licensing examinations**

**Salary and Wage Information (includes data for the two calendar years prior to reporting)**

Annual salary and wages reported for graduates employed in the field.

Calendar Year	Graduates Available for Employment	Graduates Employed in the Field	\$20,001	\$35,001	\$40,001	\$45,001	No Salary Information Reported
			- \$25,000	- \$40,000	- \$45,000	- \$50,000	
2018	2	0	0	0	0	0	0
2019	2	0	0	0	0	0	0

A list of sources used to substantiate salary disclosures is available from the school. Please contact the Compliance Office.

**Student’s Initials:\_\_\_\_\_ Date:\_\_\_\_\_**

**Initial only after you have had sufficient time to read and understand the information.**

**COST OF EDUCATIONAL PROGRAM**

Total charges for the program for students completing on-time in 2018: \$5,024; 2019: \$5,194. Additional charges may be incurred if the program is not completed on-time.

**Student’s Initials:\_\_\_\_\_ Date:\_\_\_\_\_**

**Initial only after you have had sufficient time to read and understand the information.**

# NEW YORK FILM ACADEMY

COLLEGE OF VISUAL AND PERFORMING ARTS

## FEDERAL STUDENT LOAN DEBT

Calendar Year	Most recent three year cohort default rate, as reported by the United States Department of Education.*	The percentage of enrolled students receiving federal student loans to pay for this program.	The average amount of federal student loan debt of graduates who took out federal student loans at this institution.	The percentage of graduates who took out federal student loans to pay for this Education Program.
<b>2018</b>	1.8%	0	0	0
<b>2019</b>	2.5%	0	0	0

\*The percentage of students who defaulted on their federal student loans is called the Cohort Default Rate (CDR). It shows the percentage of this school's students who were more than 270 days (9 months) behind on their federal student loans within three years of when the first payment was due. This is the most recent CDR reported by the U.S. Department of Education.

**Student's Initials:** \_\_\_\_\_ **Date:** \_\_\_\_\_

**Initial only after you have had sufficient time to read and understand the information.**

This fact sheet is filed with the Bureau for Private Postsecondary Education. Regardless of any information you may have relating to the completion rates, starting salaries, or license exam passage rates, this fact sheet contains the information as calculated pursuant to state law.

Any questions a student may have regarding this fact sheet that have not been satisfactorily answered by the institution may be directed to the Bureau for Private Postsecondary Education at 1747 N. Market Blvd, Suite 225, Sacramento, CA 95834, [www.bppe.ca.gov](http://www.bppe.ca.gov), toll-free telephone number (888) 370-7589 or by fax (916) 263-1897.

\_\_\_\_\_  
**Student Name – Print**

\_\_\_\_\_  
**Student Signature**

\_\_\_\_\_  
**Date**

\_\_\_\_\_  
**School Official**

\_\_\_\_\_  
**Date**

## DEFINITIONS

- “Number of Students Who Began the Program” means the number of students who began a program who were scheduled to complete the program within 100% of the published program length within the reporting calendar year and excludes all students who cancelled during the cancellation period.
- “Students Available for Graduation” is the number of students who began the program minus the number of students who have died, been incarcerated, or been called to active military duty.
- “Number of On-time Graduates” is the number of students who completed the program within 100% of the published program length within the reporting calendar year.
- “On-time Completion Rate” is the number of on-time graduates divided by the number of students available for graduation.
- “150% Graduates” is the number of students who completed the program within 150% of the program length (includes on-time graduates).
- “150% Completion Rate” is the number of students who completed the program in the reported calendar year within 150% of the published program length, including on-time graduates, divided by the number of students available for graduation.
- “Graduates Available for Employment” means the number of graduates minus the number of graduates unavailable for employment.
- “Graduates Unavailable for Employment” means the graduates who, after graduation, die, become incarcerated, are called to active military duty, are international students that leave the United States or do not have a visa allowing employment in the United States, or are continuing their education in an accredited or bureau-approved postsecondary institution.
- “Graduates Employed in the Field” means graduates who beginning within six months after a student completes the applicable educational program are gainfully employed, whose employment has been reported, and for whom the institution has documented verification of employment. For occupations for which the state requires passing an examination, the six months period begins after the announcement of the examination results for the first examination available after a student completes an applicable educational program.
- “Placement Rate Employed in the Field” is calculated by dividing the number of graduates gainfully employed in the field by the number of graduates available for employment.
- “Number of Graduates Taking Exam” is the number of graduates who took the first available exam in the reported calendar year.

# NEW YORK FILM ACADEMY

COLLEGE OF VISUAL AND PERFORMING ARTS

- “First Available Exam Date” is the date for the first available exam after a student completed a program.
- “Passage Rate” is calculated by dividing the number of graduates who passed the exam by the number of graduates who took the reported licensing exam.
- “Number Who Passed First Available Exam” is the number of graduates who took and passed the first available licensing exam after completing the program.
- “Salary” is as reported by graduate or graduate’s employer.
- “No Salary Information Reported” is the number of graduates for whom, after making reasonable attempts, the school was not able to obtain salary information.

# NEW YORK FILM ACADEMY

COLLEGE OF VISUAL AND PERFORMING ARTS

## STUDENT'S RIGHT TO CANCEL

The student has a right to cancel this enrollment agreement and obtain a refund. A notice of cancellation or withdrawal must be made in writing. The written request must include the following information: specific timeframes, such as the date the course started and the date of cancellation or withdrawal. Notice of Withdrawal forms are available in the Office of the Registrar. Any student who intends to cancel or withdraw must submit a signed and dated copy of the Notice of Withdrawal Form, or any other form of written notice that includes the required information to:

New York Film Academy  
3300 W. Riverside Dr.  
Burbank, CA 91505

## REFUND INFORMATION:

The New York Film Academy will refund 100% of the amount paid for institutional charges, less an administrative processing fee of \$100.00 if notice of cancellation is made through attendance at the first class session, or the seventh class day after enrollment, whichever is later.

Notice of cancellation or withdrawal must be made no later than \_\_\_\_\_.

After the 100% refund period described above, a student may withdraw from a course after instruction has started and receive a pro rata refund (less a non-refundable administrative processing fee of \$100.00) for the unused portion of the tuition and other refundable charges, if the student has completed 60% or less of the term's instruction.

The amount of the refund is calculated based on the student's withdrawal date. Transfer credits will be awarded with a deduction in overall tuition based on a per credit unit cost. Refunds are disbursed within 30 days of the official withdrawal from the school. The withdrawal is dated on the day that the student gave written notice to the school.

# NEW YORK FILM ACADEMY

COLLEGE OF VISUAL AND PERFORMING ARTS

## SCHOOL PERFORMANCE FACT SHEET

CALENDAR YEARS 2018 & 2019

Six-Week Filmmaking – 6 Weeks

### On-time Completion Rates (Graduation Rates)

Include data for the two calendar years prior to reporting

Calendar Year	Number of Student Who Began the Program	Students Available for Graduation	Number of On-time Graduates	On-time Completion Rates
<b>2018</b>	10	10	9	90%
<b>2019</b>	9	9	9	100%

Student's Initials: \_\_\_\_\_ Date: \_\_\_\_\_

Initial only after you have had sufficient time to read and understand the information.

### Students Completing with 150% of Published Program Length

Calendar Year	Number of Student Who Began the Program	Students Available for Graduation	150% Graduates	150% Completion Rates
<b>2018</b>	0	0	0	0
<b>2019</b>	0	0	0	0

\*Included only if program is more than one year in length

Student's Initials: \_\_\_\_\_ Date: \_\_\_\_\_

Initial only after you have had sufficient time to read and understand the information.



# NEW YORK FILM ACADEMY

COLLEGE OF VISUAL AND PERFORMING ARTS

## Job Placement Rates (includes data for the two calendar years prior to reporting)

Calendar Year	Number of Students Who Began the Program	Number of Graduates	Graduates Available for Employment	Graduates Employed in the Field	Placement Rate % Employment in the Field
2018	10	9	2	0	0%
2019	9	9	2	0	0%

You may obtain from the institution a list of the employment positions determined to be in the field for which a student received education and training. Please contact the Compliance Office.

## Gainful Employment Categories (includes data for the two calendar years prior to reporting)

### Part Time vs. Full -Time Employment

Calendar Year	Graduates Employed in the Field 20 to 29 hours per week	Graduates Employed in the Field at least 30 hours per week	Total Graduates Employed in the field
2018	0	0	0
2019	0	0	0

### Single Position vs. Concurrent Aggregated Positions

Calendar Year	Graduates Employed in the Field in a single position	Graduates Employed in the Field concurrent aggregated positions	Total Graduates Employed in the field
2018	0	0	0
2019	0	0	0

# NEW YORK FILM ACADEMY

COLLEGE OF VISUAL AND PERFORMING ARTS

## Self-Employed/Freelance Positions

Calendar Year	Graduates Employed who are self-employed or working freelance	Total Graduates Employed in the field
2018	0	0
2019	0	0

## Institutional Employment

Calendar Year	Graduates Employed in the field who are Employed by the Institution, an Employer Owned by the Institution, or an Employer who shares Ownership with the institution.	Total Graduates Employed in the field
2018	0	0
2019	0	0

Student's Initials: \_\_\_\_\_ Date: \_\_\_\_\_

Initial only after you have had sufficient time to read and understand the information.

### This Program may result in freelance or self-employment.

- The work available to graduates of this program is usually for freelance or self-employment.
- This type of work may not be consistent.
- The period of employment can range from one day to weeks to several months.
- Hours worked in a day or week may be more or less than the traditional 8 hours work day or 40-hour work week.
- You can expect to spend unpaid time expanding your networks, advertising, promoting your services, or honing your skills.
- Once graduates being to work freelance or are self-employed, they will be asked to provide documentation that they are employed as such so that they may be counted as placed for our job placement records.
- Students initialing this disclosure understand that either a majority or all of this school's graduates are employed in this manner and understand what comprises this work style.

Student's Initials: \_\_\_\_\_ Date: \_\_\_\_\_

Initial only after you have had sufficient time to read and understand the information.



**License Examination Passage Rates – This program does not lead to licensing examinations**

**Salary and Wage Information (includes data for the two calendar years prior to reporting)**

Annual salary and wages reported for graduates employed in the field.

Calendar Year	Graduates Available for Employment	Graduates Employed in the Field	\$20,001	\$35,001	\$40,001	\$55,001	No Salary Information Reported
			- \$25,000	- \$40,000	- \$45,000	- \$60,000	
2018	0	0	0	0	0	0	0
2019	2	0	0	0	0	0	0

A list of sources used to substantiate salary disclosures is available from the school. Please contact the Compliance Office.

**Student’s Initials: \_\_\_\_\_ Date: \_\_\_\_\_**

**Initial only after you have had sufficient time to read and understand the information.**

**COST OF EDUCATIONAL PROGRAM**

Total charges for the program for students completing on-time in 2018: \$5,292; 2019: \$5,471. Additional charges may be incurred if the program is not completed on-time.

**Student’s Initials: \_\_\_\_\_ Date: \_\_\_\_\_**

**Initial only after you have had sufficient time to read and understand the information.**

# NEW YORK FILM ACADEMY

COLLEGE OF VISUAL AND PERFORMING ARTS

## FEDERAL STUDENT LOAN DEBT

Calendar Year	Most recent three year cohort default rate, as reported by the United States Department of Education.*	The percentage of enrolled students receiving federal student loans to pay for this program.	The average amount of federal student loan debt of graduates who took out federal student loans at this institution.	The percentage of graduates who took out federal student loans to pay for this Education Program.
2018	1.8%	0	0	0
2019	2.5%	0	0	0

\*The percentage of students who defaulted on their federal student loans is called the Cohort Default Rate (CDR). It shows the percentage of this school's students who were more than 270 days (9 months) behind on their federal student loans within three years of when the first payment was due. This is the most recent CDR reported by the U.S. Department of Education.

**Student's Initials:** \_\_\_\_\_ **Date:** \_\_\_\_\_

**Initial only after you have had sufficient time to read and understand the information.**

This fact sheet is filed with the Bureau for Private Postsecondary Education. Regardless of any information you may have relating to the completion rates, starting salaries, or license exam passage rates, this fact sheet contains the information as calculated pursuant to state law.

Any questions a student may have regarding this fact sheet that have not been satisfactorily answered by the institution may be directed to the Bureau for Private Postsecondary Education at 1747 N. Market Blvd, Suite 225, Sacramento, CA 95834, [www.bppe.ca.gov](http://www.bppe.ca.gov), toll-free telephone number (888) 370-7589 or by fax (916) 263-1897.

\_\_\_\_\_  
**Student Name – Print**

\_\_\_\_\_  
**Student Signature**

\_\_\_\_\_  
**Date**

\_\_\_\_\_  
**School Official**

\_\_\_\_\_  
**Date**

## DEFINITIONS

- “Number of Students Who Began the Program” means the number of students who began a program who were scheduled to complete the program within 100% of the published program length within the reporting calendar year and excludes all students who cancelled during the cancellation period.
- “Students Available for Graduation” is the number of students who began the program minus the number of students who have died, been incarcerated, or been called to active military duty.
- “Number of On-time Graduates” is the number of students who completed the program within 100% of the published program length within the reporting calendar year.
- “On-time Completion Rate” is the number of on-time graduates divided by the number of students available for graduation.
- “150% Graduates” is the number of students who completed the program within 150% of the program length (includes on-time graduates).
- “150% Completion Rate” is the number of students who completed the program in the reported calendar year within 150% of the published program length, including on-time graduates, divided by the number of students available for graduation.
- “Graduates Available for Employment” means the number of graduates minus the number of graduates unavailable for employment.
- “Graduates Unavailable for Employment” means the graduates who, after graduation, die, become incarcerated, are called to active military duty, are international students that leave the United States or do not have a visa allowing employment in the United States, or are continuing their education in an accredited or bureau-approved postsecondary institution.
- “Graduates Employed in the Field” means graduates who beginning within six months after a student completes the applicable educational program are gainfully employed, whose employment has been reported, and for whom the institution has documented verification of employment. For occupations for which the state requires passing an examination, the six months period begins after the announcement of the examination results for the first examination available after a student completes an applicable educational program.
- “Placement Rate Employed in the Field” is calculated by dividing the number of graduates gainfully employed in the field by the number of graduates available for employment.
- “Number of Graduates Taking Exam” is the number of graduates who took the first available exam in the reported calendar year.

# NEW YORK FILM ACADEMY

COLLEGE OF VISUAL AND PERFORMING ARTS

- “First Available Exam Date” is the date for the first available exam after a student completed a program.
- “Passage Rate” is calculated by dividing the number of graduates who passed the exam by the number of graduates who took the reported licensing exam.
- “Number Who Passed First Available Exam” is the number of graduates who took and passed the first available licensing exam after completing the program.
- “Salary” is as reported by graduate or graduate’s employer.
- “No Salary Information Reported” is the number of graduates for whom, after making reasonable attempts, the school was not able to obtain salary information.

# NEW YORK FILM ACADEMY

COLLEGE OF VISUAL AND PERFORMING ARTS

## STUDENT'S RIGHT TO CANCEL

The student has a right to cancel this enrollment agreement and obtain a refund. A notice of cancellation or withdrawal must be made in writing. The written request must include the following information: specific timeframes, such as the date the course started and the date of cancellation or withdrawal. Notice of Withdrawal forms are available in the Office of the Registrar. Any student who intends to cancel or withdraw must submit a signed and dated copy of the Notice of Withdrawal Form, or any other form of written notice that includes the required information to:

New York Film Academy  
3300 W. Riverside Dr.  
Burbank, CA 91505

## REFUND INFORMATION:

The New York Film Academy will refund 100% of the amount paid for institutional charges, less an administrative processing fee of \$100.00 if notice of cancellation is made through attendance at the first class session, or the seventh class day after enrollment, whichever is later.

Notice of cancellation or withdrawal must be made no later than \_\_\_\_\_.

After the 100% refund period described above, a student may withdraw from a course after instruction has started and receive a pro rata refund (less a non-refundable administrative processing fee of \$100.00) for the unused portion of the tuition and other refundable charges, if the student has completed 60% or less of the term's instruction.

The amount of the refund is calculated based on the student's withdrawal date. Transfer credits will be awarded with a deduction in overall tuition based on a per credit unit cost. Refunds are disbursed within 30 days of the official withdrawal from the school. The withdrawal is dated on the day that the student gave written notice to the school.

# NEW YORK FILM ACADEMY

COLLEGE OF VISUAL AND PERFORMING ARTS

## SCHOOL PERFORMANCE FACT SHEET

CALENDAR YEARS 2018 & 2019

### Eight-Week Acting for Film – 8 Weeks

#### On-time Completion Rates (Graduation Rates)

Include data for the two calendar years prior to reporting

Calendar Year	Number of Student Who Began the Program	Students Available for Graduation	Number of On-time Graduates	On-time Completion Rates
<b>2018</b>	51	51	40	78%
<b>2019</b>	43	43	41	95%

Student's Initials: \_\_\_\_\_ Date: \_\_\_\_\_

Initial only after you have had sufficient time to read and understand the information.

#### Students Completing with 150% of Published Program Length

Calendar Year	Number of Student Who Began the Program	Students Available for Graduation	150% Graduates	150% Completion Rates
<b>2018</b>	0	0	0	0
<b>2019</b>	0	0	0	0

\*Included only if program is more than one year in length

Student's Initials: \_\_\_\_\_ Date: \_\_\_\_\_

Initial only after you have had sufficient time to read and understand the information.



# NEW YORK FILM ACADEMY

COLLEGE OF VISUAL AND PERFORMING ARTS

## Job Placement Rates (includes data for the two calendar years prior to reporting)

Calendar Year	Number of Students Who Began the Program	Number of Graduates	Graduates Available for Employment	Graduates Employed in the Field	Placement Rate % Employment in the Field
2018	51	40	11	0	0%
2019	43	41	9	0	0%

You may obtain from the institution a list of the employment positions determined to be in the field for which a student received education and training. Please contact the Compliance Office.

## Gainful Employment Categories (includes data for the two calendar years prior to reporting)

### Part Time vs. Full -Time Employment

Calendar Year	Graduates Employed in the Field 20 to 29 hours per week	Graduates Employed in the Field at least 30 hours per week	Total Graduates Employed in the field
2018	0	0	0
2019	0	0	0

### Single Position vs. Concurrent Aggregated Positions

Calendar Year	Graduates Employed in the Field in a single position	Graduates Employed in the Field concurrent aggregated positions	Total Graduates Employed in the field
2018	0	0	0
2019	0	0	0

# NEW YORK FILM ACADEMY

COLLEGE OF VISUAL AND PERFORMING ARTS

## Self-Employed/Freelance Positions

Calendar Year	Graduates Employed who are self-employed or working freelance	Total Graduates Employed in the field
2018	0	0
2019	0	0

## Institutional Employment

Calendar Year	Graduates Employed in the field who are Employed by the Institution, an Employer Owned by the Institution, or an Employer who shares Ownership with the institution.	Total Graduates Employed in the field
2018	0	0
2019	0	0

Student's Initials: \_\_\_\_\_ Date: \_\_\_\_\_

Initial only after you have had sufficient time to read and understand the information.

### This Program may result in freelance or self-employment.

- The work available to graduates of this program is usually for freelance or self-employment.
- This type of work may not be consistent.
- The period of employment can range from one day to weeks to several months.
- Hours worked in a day or week may be more or less than the traditional 8 hours work day or 40-hour work week.
- You can expect to spend unpaid time expanding your networks, advertising, promoting your services, or honing your skills.
- Once graduates being to work freelance or are self-employed, they will be asked to provide documentation that they are employed as such so that they may be counted as placed for our job placement records.
- Students initialing this disclosure understand that either a majority or all of this school's graduates are employed in this manner and understand what comprises this work style.

Student's Initials: \_\_\_\_\_ Date: \_\_\_\_\_

Initial only after you have had sufficient time to read and understand the information.



**License Examination Passage Rates – This program does not lead to licensing examinations**

**Salary and Wage Information (includes data for the two calendar years prior to reporting)**

Annual salary and wages reported for graduates employed in the field.

Calendar Year	Graduates Available for Employment	Graduates Employed in the Field	\$0 - \$5,000	\$20,001 - \$25,000	\$40,001 - \$45,000	\$45,001 - \$50,000	No Salary Information Reported
2018	11	0	0	0	0	0	0
2019	9	0	0	0	0	0	0

A list of sources used to substantiate salary disclosures is available from the school. Please contact the Compliance Office.

**Student’s Initials: \_\_\_\_\_ Date: \_\_\_\_\_**

**Initial only after you have had sufficient time to read and understand the information.**

**COST OF EDUCATIONAL PROGRAM**

Total charges for the program for students completing on-time in 2018: \$5,880; 2019: \$6,079. Additional charges may be incurred if the program is not completed on-time.

**Student’s Initials: \_\_\_\_\_ Date: \_\_\_\_\_**

**Initial only after you have had sufficient time to read and understand the information.**

# NEW YORK FILM ACADEMY

COLLEGE OF VISUAL AND PERFORMING ARTS

## FEDERAL STUDENT LOAN DEBT

Calendar Year	Most recent three year cohort default rate, as reported by the United States Department of Education.*	The percentage of enrolled students receiving federal student loans to pay for this program.	The average amount of federal student loan debt of graduates who took out federal student loans at this institution.	The percentage of graduates who took out federal student loans to pay for this Education Program.
2018	1.8%	0	0	0
2019	2.5%	0	0	0

\*The percentage of students who defaulted on their federal student loans is called the Cohort Default Rate (CDR). It shows the percentage of this school's students who were more than 270 days (9 months) behind on their federal student loans within three years of when the first payment was due. This is the most recent CDR reported by the U.S. Department of Education.

**Student's Initials:** \_\_\_\_\_ **Date:** \_\_\_\_\_

**Initial only after you have had sufficient time to read and understand the information.**

This fact sheet is filed with the Bureau for Private Postsecondary Education. Regardless of any information you may have relating to the completion rates, starting salaries, or license exam passage rates, this fact sheet contains the information as calculated pursuant to state law.

Any questions a student may have regarding this fact sheet that have not been satisfactorily answered by the institution may be directed to the Bureau for Private Postsecondary Education at 1747 N. Market Blvd, Suite 225, Sacramento, CA 95834, [www.bppe.ca.gov](http://www.bppe.ca.gov), toll-free telephone number (888) 370-7589 or by fax (916) 263-1897.

\_\_\_\_\_  
**Student Name – Print**

\_\_\_\_\_  
**Student Signature**

\_\_\_\_\_  
**Date**

\_\_\_\_\_  
**School Official**

\_\_\_\_\_  
**Date**

## DEFINITIONS

- “Number of Students Who Began the Program” means the number of students who began a program who were scheduled to complete the program within 100% of the published program length within the reporting calendar year and excludes all students who cancelled during the cancellation period.
- “Students Available for Graduation” is the number of students who began the program minus the number of students who have died, been incarcerated, or been called to active military duty.
- “Number of On-time Graduates” is the number of students who completed the program within 100% of the published program length within the reporting calendar year.
- “On-time Completion Rate” is the number of on-time graduates divided by the number of students available for graduation.
- “150% Graduates” is the number of students who completed the program within 150% of the program length (includes on-time graduates).
- “150% Completion Rate” is the number of students who completed the program in the reported calendar year within 150% of the published program length, including on-time graduates, divided by the number of students available for graduation.
- “Graduates Available for Employment” means the number of graduates minus the number of graduates unavailable for employment.
- “Graduates Unavailable for Employment” means the graduates who, after graduation, die, become incarcerated, are called to active military duty, are international students that leave the United States or do not have a visa allowing employment in the United States, or are continuing their education in an accredited or bureau-approved postsecondary institution.
- “Graduates Employed in the Field” means graduates who beginning within six months after a student completes the applicable educational program are gainfully employed, whose employment has been reported, and for whom the institution has documented verification of employment. For occupations for which the state requires passing an examination, the six months period begins after the announcement of the examination results for the first examination available after a student completes an applicable educational program.
- “Placement Rate Employed in the Field” is calculated by dividing the number of graduates gainfully employed in the field by the number of graduates available for employment.
- “Number of Graduates Taking Exam” is the number of graduates who took the first available exam in the reported calendar year.

# NEW YORK FILM ACADEMY

COLLEGE OF VISUAL AND PERFORMING ARTS

- “First Available Exam Date” is the date for the first available exam after a student completed a program.
- “Passage Rate” is calculated by dividing the number of graduates who passed the exam by the number of graduates who took the reported licensing exam.
- “Number Who Passed First Available Exam” is the number of graduates who took and passed the first available licensing exam after completing the program.
- “Salary” is as reported by graduate or graduate’s employer.
- “No Salary Information Reported” is the number of graduates for whom, after making reasonable attempts, the school was not able to obtain salary information.

# NEW YORK FILM ACADEMY

COLLEGE OF VISUAL AND PERFORMING ARTS

## STUDENT'S RIGHT TO CANCEL

The student has a right to cancel this enrollment agreement and obtain a refund. A notice of cancellation or withdrawal must be made in writing. The written request must include the following information: specific timeframes, such as the date the course started and the date of cancellation or withdrawal. Notice of Withdrawal forms are available in the Office of the Registrar. Any student who intends to cancel or withdraw must submit a signed and dated copy of the Notice of Withdrawal Form, or any other form of written notice that includes the required information to:

New York Film Academy  
3300 W. Riverside Dr.  
Burbank, CA 91505

## REFUND INFORMATION:

The New York Film Academy will refund 100% of the amount paid for institutional charges, less an administrative processing fee of \$100.00 if notice of cancellation is made through attendance at the first class session, or the seventh class day after enrollment, whichever is later.

Notice of cancellation or withdrawal must be made no later than \_\_\_\_\_.

After the 100% refund period described above, a student may withdraw from a course after instruction has started and receive a pro rata refund (less a non-refundable administrative processing fee of \$100.00) for the unused portion of the tuition and other refundable charges, if the student has completed 60% or less of the term's instruction.

The amount of the refund is calculated based on the student's withdrawal date. Transfer credits will be awarded with a deduction in overall tuition based on a per credit unit cost. Refunds are disbursed within 30 days of the official withdrawal from the school. The withdrawal is dated on the day that the student gave written notice to the school.

# NEW YORK FILM ACADEMY

COLLEGE OF VISUAL AND PERFORMING ARTS

## SCHOOL PERFORMANCE FACT SHEET

CALENDAR YEARS 2018 & 2019

### Eight-Week Filmmaking – 8 Weeks

#### On-time Completion Rates (Graduation Rates)

Include data for the two calendar years prior to reporting

Calendar Year	Number of Student Who Began the Program	Students Available for Graduation	Number of On-time Graduates	On-time Completion Rates
<b>2018</b>	50	50	43	86%
<b>2019</b>	65	65	55	85%

Student's Initials: \_\_\_\_\_ Date: \_\_\_\_\_

Initial only after you have had sufficient time to read and understand the information.

#### Students Completing with 150% of Published Program Length

Calendar Year	Number of Student Who Began the Program	Students Available for Graduation	150% Graduates	150% Completion Rates
<b>2018</b>	0	0	0	0
<b>2019</b>	0	0	0	0

\*Included only if program is more than one year in length

Student's Initials: \_\_\_\_\_ Date: \_\_\_\_\_

Initial only after you have had sufficient time to read and understand the information.



# NEW YORK FILM ACADEMY

COLLEGE OF VISUAL AND PERFORMING ARTS

## Job Placement Rates (includes data for the two calendar years prior to reporting)

Calendar Year	Number of Students Who Began the Program	Number of Graduates	Graduates Available for Employment	Graduates Employed in the Field	Placement Rate % Employment in the Field
2018	50	43	13	0	0%
2019	65	55	13	1	8%

You may obtain from the institution a list of the employment positions determined to be in the field for which a student received education and training. Please contact the Compliance Office.

## Gainful Employment Categories (includes data for the two calendar years prior to reporting)

### Part Time vs. Full -Time Employment

Calendar Year	Graduates Employed in the Field 20 to 29 hours per week	Graduates Employed in the Field at least 30 hours per week	Total Graduates Employed in the field
2018	0	0	0
2019	0	1	1

### Single Position vs. Concurrent Aggregated Positions

Calendar Year	Graduates Employed in the Field in a single position	Graduates Employed in the Field concurrent aggregated positions	Total Graduates Employed in the field
2018	0	0	0
2019	1	0	1

# NEW YORK FILM ACADEMY

COLLEGE OF VISUAL AND PERFORMING ARTS

## Self-Employed/Freelance Positions

Calendar Year	Graduates Employed who are self-employed or working freelance	Total Graduates Employed in the field
2018	0	0
2019	0	1

## Institutional Employment

Calendar Year	Graduates Employed in the field who are Employed by the Institution, an Employer Owned by the Institution, or an Employer who shares Ownership with the institution.	Total Graduates Employed in the field
2018	0	0
2019	0	1

Student's Initials: \_\_\_\_\_ Date: \_\_\_\_\_

Initial only after you have had sufficient time to read and understand the information.

### This Program may result in freelance or self-employment.

- The work available to graduates of this program is usually for freelance or self-employment.
- This type of work may not be consistent.
- The period of employment can range from one day to weeks to several months.
- Hours worked in a day or week may be more or less than the traditional 8 hours work day or 40-hour work week.
- You can expect to spend unpaid time expanding your networks, advertising, promoting your services, or honing your skills.
- Once graduates being to work freelance or are self-employed, they will be asked to provide documentation that they are employed as such so that they may be counted as placed for our job placement records.
- Students initialing this disclosure understand that either a majority or all of this school's graduates are employed in this manner and understand what comprises this work style.

Student's Initials: \_\_\_\_\_ Date: \_\_\_\_\_

Initial only after you have had sufficient time to read and understand the information.



**License Examination Passage Rates – This program does not lead to licensing examinations**

**Salary and Wage Information (includes data for the two calendar years prior to reporting)**

Annual salary and wages reported for graduates employed in the field.

Calendar Year	Graduates Available for Employment	Graduates Employed in the Field	\$15,001	\$35,001	\$40,001	\$45,001	No Salary Information Reported
			- \$20,000	- \$40,000	- \$45,000	- \$50,000	
2018	13	0	0	0	0	0	0
2019	13	1	1	0	0	0	0

A list of sources used to substantiate salary disclosures is available from the school. Please contact the Compliance Office.

Student’s Initials: \_\_\_\_\_ Date: \_\_\_\_\_

Initial only after you have had sufficient time to read and understand the information.

**COST OF EDUCATIONAL PROGRAM**

Total charges for the program for students completing on-time in 2018: \$6,735; 2019: \$6,963. Additional charges may be incurred if the program is not completed on-time.

Student’s Initials: \_\_\_\_\_ Date: \_\_\_\_\_

Initial only after you have had sufficient time to read and understand the information.

# NEW YORK FILM ACADEMY

COLLEGE OF VISUAL AND PERFORMING ARTS

## FEDERAL STUDENT LOAN DEBT

Calendar Year	Most recent three year cohort default rate, as reported by the United States Department of Education.*	The percentage of enrolled students receiving federal student loans to pay for this program.	The average amount of federal student loan debt of graduates who took out federal student loans at this institution.	The percentage of graduates who took out federal student loans to pay for this Education Program.
2018	1.8%	0	0	0
2019	2.5%	0	0	0

\*The percentage of students who defaulted on their federal student loans is called the Cohort Default Rate (CDR). It shows the percentage of this school's students who were more than 270 days (9 months) behind on their federal student loans within three years of when the first payment was due. This is the most recent CDR reported by the U.S. Department of Education.

**Student's Initials:** \_\_\_\_\_ **Date:** \_\_\_\_\_

**Initial only after you have had sufficient time to read and understand the information.**

This fact sheet is filed with the Bureau for Private Postsecondary Education. Regardless of any information you may have relating to the completion rates, starting salaries, or license exam passage rates, this fact sheet contains the information as calculated pursuant to state law.

Any questions a student may have regarding this fact sheet that have not been satisfactorily answered by the institution may be directed to the Bureau for Private Postsecondary Education at 1747 N. Market Blvd, Suite 225, Sacramento, CA 95834, [www.bppe.ca.gov](http://www.bppe.ca.gov), toll-free telephone number (888) 370-7589 or by fax (916) 263-1897.

\_\_\_\_\_  
**Student Name – Print**

\_\_\_\_\_  
**Student Signature**

\_\_\_\_\_  
**Date**

\_\_\_\_\_  
**School Official**

\_\_\_\_\_  
**Date**

## DEFINITIONS

- “Number of Students Who Began the Program” means the number of students who began a program who were scheduled to complete the program within 100% of the published program length within the reporting calendar year and excludes all students who cancelled during the cancellation period.
- “Students Available for Graduation” is the number of students who began the program minus the number of students who have died, been incarcerated, or been called to active military duty.
- “Number of On-time Graduates” is the number of students who completed the program within 100% of the published program length within the reporting calendar year.
- “On-time Completion Rate” is the number of on-time graduates divided by the number of students available for graduation.
- “150% Graduates” is the number of students who completed the program within 150% of the program length (includes on-time graduates).
- “150% Completion Rate” is the number of students who completed the program in the reported calendar year within 150% of the published program length, including on-time graduates, divided by the number of students available for graduation.
- “Graduates Available for Employment” means the number of graduates minus the number of graduates unavailable for employment.
- “Graduates Unavailable for Employment” means the graduates who, after graduation, die, become incarcerated, are called to active military duty, are international students that leave the United States or do not have a visa allowing employment in the United States, or are continuing their education in an accredited or bureau-approved postsecondary institution.
- “Graduates Employed in the Field” means graduates who beginning within six months after a student completes the applicable educational program are gainfully employed, whose employment has been reported, and for whom the institution has documented verification of employment. For occupations for which the state requires passing an examination, the six months period begins after the announcement of the examination results for the first examination available after a student completes an applicable educational program.
- “Placement Rate Employed in the Field” is calculated by dividing the number of graduates gainfully employed in the field by the number of graduates available for employment.
- “Number of Graduates Taking Exam” is the number of graduates who took the first available exam in the reported calendar year.

# NEW YORK FILM ACADEMY

COLLEGE OF VISUAL AND PERFORMING ARTS

- “First Available Exam Date” is the date for the first available exam after a student completed a program.
- “Passage Rate” is calculated by dividing the number of graduates who passed the exam by the number of graduates who took the reported licensing exam.
- “Number Who Passed First Available Exam” is the number of graduates who took and passed the first available licensing exam after completing the program.
- “Salary” is as reported by graduate or graduate’s employer.
- “No Salary Information Reported” is the number of graduates for whom, after making reasonable attempts, the school was not able to obtain salary information.

# NEW YORK FILM ACADEMY

COLLEGE OF VISUAL AND PERFORMING ARTS

## STUDENT'S RIGHT TO CANCEL

The student has a right to cancel this enrollment agreement and obtain a refund. A notice of cancellation or withdrawal must be made in writing. The written request must include the following information: specific timeframes, such as the date the course started and the date of cancellation or withdrawal. Notice of Withdrawal forms are available in the Office of the Registrar. Any student who intends to cancel or withdraw must submit a signed and dated copy of the Notice of Withdrawal Form, or any other form of written notice that includes the required information to:

New York Film Academy  
3300 W. Riverside Dr.  
Burbank, CA 91505

## REFUND INFORMATION:

The New York Film Academy will refund 100% of the amount paid for institutional charges, less an administrative processing fee of \$100.00 if notice of cancellation is made through attendance at the first class session, or the seventh class day after enrollment, whichever is later.

Notice of cancellation or withdrawal must be made no later than \_\_\_\_\_.

After the 100% refund period described above, a student may withdraw from a course after instruction has started and receive a pro rata refund (less a non-refundable administrative processing fee of \$100.00) for the unused portion of the tuition and other refundable charges, if the student has completed 60% or less of the term's instruction.

The amount of the refund is calculated based on the student's withdrawal date. Transfer credits will be awarded with a deduction in overall tuition based on a per credit unit cost. Refunds are disbursed within 30 days of the official withdrawal from the school. The withdrawal is dated on the day that the student gave written notice to the school.

# NEW YORK FILM ACADEMY

COLLEGE OF VISUAL AND PERFORMING ARTS

## SCHOOL PERFORMANCE FACT SHEET

CALENDAR YEARS 2018 & 2019

### Eight-Week Photography – 8 Weeks

#### On-time Completion Rates (Graduation Rates)

Include data for the two calendar years prior to reporting

Calendar Year	Number of Student Who Began the Program	Students Available for Graduation	Number of On-time Graduates	On-time Completion Rates
<b>2018</b>	12	12	10	83%
<b>2019</b>	4	4	4	100%

Student's Initials: \_\_\_\_\_ Date: \_\_\_\_\_

Initial only after you have had sufficient time to read and understand the information.

#### Students Completing with 150% of Published Program Length

Calendar Year	Number of Student Who Began the Program	Students Available for Graduation	150% Graduates	150% Completion Rates
<b>2018</b>	0	0	0	0
<b>2019</b>	0	0	0	0

\*Included only if program is more than one year in length

Student's Initials: \_\_\_\_\_ Date: \_\_\_\_\_

Initial only after you have had sufficient time to read and understand the information.



# NEW YORK FILM ACADEMY

COLLEGE OF VISUAL AND PERFORMING ARTS

## Job Placement Rates (includes data for the two calendar years prior to reporting)

Calendar Year	Number of Students Who Began the Program	Number of Graduates	Graduates Available for Employment	Graduates Employed in the Field	Placement Rate % Employment in the Field
2018	12	10	6	0	0%
2019	4	4	2	0	0%

You may obtain from the institution a list of the employment positions determined to be in the field for which a student received education and training. Please contact the Compliance Office.

## Gainful Employment Categories (includes data for the two calendar years prior to reporting)

### Part Time vs. Full -Time Employment

Calendar Year	Graduates Employed in the Field 20 to 29 hours per week	Graduates Employed in the Field at least 30 hours per week	Total Graduates Employed in the field
2018	0	0	0
2019	0	0	0

### Single Position vs. Concurrent Aggregated Positions

Calendar Year	Graduates Employed in the Field in a single position	Graduates Employed in the Field concurrent aggregated positions	Total Graduates Employed in the field
2018	0	0	0
2019	0	0	0

# NEW YORK FILM ACADEMY

COLLEGE OF VISUAL AND PERFORMING ARTS

## Self-Employed/Freelance Positions

Calendar Year	Graduates Employed who are self-employed or working freelance	Total Graduates Employed in the field
2018	0	0
2019	0	0

## Institutional Employment

Calendar Year	Graduates Employed in the field who are Employed by the Institution, an Employer Owned by the Institution, or an Employer who shares Ownership with the institution.	Total Graduates Employed in the field
2018	0	0
2019	0	0

Student's Initials: \_\_\_\_\_ Date: \_\_\_\_\_

Initial only after you have had sufficient time to read and understand the information.

### This Program may result in freelance or self-employment.

- The work available to graduates of this program is usually for freelance or self-employment.
- This type of work may not be consistent.
- The period of employment can range from one day to weeks to several months.
- Hours worked in a day or week may be more or less than the traditional 8 hours work day or 40-hour work week.
- You can expect to spend unpaid time expanding your networks, advertising, promoting your services, or honing your skills.
- Once graduates being to work freelance or are self-employed, they will be asked to provide documentation that they are employed as such so that they may be counted as placed for our job placement records.
- Students initialing this disclosure understand that either a majority or all of this school's graduates are employed in this manner and understand what comprises this work style.

Student's Initials: \_\_\_\_\_ Date: \_\_\_\_\_

Initial only after you have had sufficient time to read and understand the information.



**License Examination Passage Rates – This program does not lead to licensing examinations**

**Salary and Wage Information (includes data for the two calendar years prior to reporting)**

Annual salary and wages reported for graduates employed in the field.

Calendar Year	Graduates Available for Employment	Graduates Employed in the Field	\$20,001	\$35,001	\$40,001	\$45,001	No Salary Information Reported
			- \$25,000	- \$40,000	- \$45,000	- \$50,000	
2018	0	0	0	0	0	0	0
2019	2	0	0	0	0	0	0

A list of sources used to substantiate salary disclosures is available from the school. Please contact the Compliance Office.

Student’s Initials: \_\_\_\_\_ Date: \_\_\_\_\_

Initial only after you have had sufficient time to read and understand the information.

**COST OF EDUCATIONAL PROGRAM**

Total charges for the program for students completing on-time in 2018: \$6,734; 2019: \$6,962. Additional charges may be incurred if the program is not completed on-time.

Student’s Initials: \_\_\_\_\_ Date: \_\_\_\_\_

Initial only after you have had sufficient time to read and understand the information.

# NEW YORK FILM ACADEMY

COLLEGE OF VISUAL AND PERFORMING ARTS

## FEDERAL STUDENT LOAN DEBT

Calendar Year	Most recent three year cohort default rate, as reported by the United State Department of Education.*	The percentage of enrolled students receiving federal student loans to pay for this program.	The average amount of federal student loan debt of graduates who took out federal student loans at this institution.	The percentage of graduates who took out federal student loans to pay for this Education Program.
2018	1.8%	0	0	0
2019	2.5%	0	0	0

\*The percentage of students who defaulted on their federal student loans is called the Cohort Default Rate (CDR). It shows the percentage of this school's students who were more than 270 days (9 months) behind on their federal student loans within three years of when the first payment was due. This is the most recent CDR reported by the U.S. Department of Education.

**Student's Initials:** \_\_\_\_\_ **Date:** \_\_\_\_\_

**Initial only after you have had sufficient time to read and understand the information.**

This fact sheet is filed with the Bureau for Private Postsecondary Education. Regardless of any information you may have relating to the completion rates, starting salaries, or license exam passage rates, this fact sheet contains the information as calculated pursuant to state law.

Any questions a student may have regarding this fact sheet that have not been satisfactorily answered by the institution may be directed to the Bureau for Private Postsecondary Education at 1747 N. Market Blvd, Suite 225, Sacramento, CA 95834, [www.bppe.ca.gov](http://www.bppe.ca.gov), toll-free telephone number (888) 370-7589 or by fax (916) 263-1897.

\_\_\_\_\_  
**Student Name – Print**

\_\_\_\_\_  
**Student Signature**

\_\_\_\_\_  
**Date**

\_\_\_\_\_  
**School Official**

\_\_\_\_\_  
**Date**

## DEFINITIONS

- “Number of Students Who Began the Program” means the number of students who began a program who were scheduled to complete the program within 100% of the published program length within the reporting calendar year and excludes all students who cancelled during the cancellation period.
- “Students Available for Graduation” is the number of students who began the program minus the number of students who have died, been incarcerated, or been called to active military duty.
- “Number of On-time Graduates” is the number of students who completed the program within 100% of the published program length within the reporting calendar year.
- “On-time Completion Rate” is the number of on-time graduates divided by the number of students available for graduation.
- “150% Graduates” is the number of students who completed the program within 150% of the program length (includes on-time graduates).
- “150% Completion Rate” is the number of students who completed the program in the reported calendar year within 150% of the published program length, including on-time graduates, divided by the number of students available for graduation.
- “Graduates Available for Employment” means the number of graduates minus the number of graduates unavailable for employment.
- “Graduates Unavailable for Employment” means the graduates who, after graduation, die, become incarcerated, are called to active military duty, are international students that leave the United States or do not have a visa allowing employment in the United States, or are continuing their education in an accredited or bureau-approved postsecondary institution.
- “Graduates Employed in the Field” means graduates who beginning within six months after a student completes the applicable educational program are gainfully employed, whose employment has been reported, and for whom the institution has documented verification of employment. For occupations for which the state requires passing an examination, the six months period begins after the announcement of the examination results for the first examination available after a student completes an applicable educational program.
- “Placement Rate Employed in the Field” is calculated by dividing the number of graduates gainfully employed in the field by the number of graduates available for employment.
- “Number of Graduates Taking Exam” is the number of graduates who took the first available exam in the reported calendar year.

# NEW YORK FILM ACADEMY

COLLEGE OF VISUAL AND PERFORMING ARTS

- “First Available Exam Date” is the date for the first available exam after a student completed a program.
- “Passage Rate” is calculated by dividing the number of graduates who passed the exam by the number of graduates who took the reported licensing exam.
- “Number Who Passed First Available Exam” is the number of graduates who took and passed the first available licensing exam after completing the program.
- “Salary” is as reported by graduate or graduate’s employer.
- “No Salary Information Reported” is the number of graduates for whom, after making reasonable attempts, the school was not able to obtain salary information.

# NEW YORK FILM ACADEMY

COLLEGE OF VISUAL AND PERFORMING ARTS

## STUDENT'S RIGHT TO CANCEL

The student has a right to cancel this enrollment agreement and obtain a refund. A notice of cancellation or withdrawal must be made in writing. The written request must include the following information: specific timeframes, such as the date the course started and the date of cancellation or withdrawal. Notice of Withdrawal forms are available in the Office of the Registrar. Any student who intends to cancel or withdraw must submit a signed and dated copy of the Notice of Withdrawal Form, or any other form of written notice that includes the required information to:

New York Film Academy  
3300 W. Riverside Dr.  
Burbank, CA 91505

## REFUND INFORMATION:

The New York Film Academy will refund 100% of the amount paid for institutional charges, less an administrative processing fee of \$100.00 if notice of cancellation is made through attendance at the first class session, or the seventh class day after enrollment, whichever is later.

Notice of cancellation or withdrawal must be made no later than \_\_\_\_\_.

After the 100% refund period described above, a student may withdraw from a course after instruction has started and receive a pro rata refund (less a non-refundable administrative processing fee of \$100.00) for the unused portion of the tuition and other refundable charges, if the student has completed 60% or less of the term's instruction.

The amount of the refund is calculated based on the student's withdrawal date. Transfer credits will be awarded with a deduction in overall tuition based on a per credit unit cost. Refunds are disbursed within 30 days of the official withdrawal from the school. The withdrawal is dated on the day that the student gave written notice to the school.

# NEW YORK FILM ACADEMY

COLLEGE OF VISUAL AND PERFORMING ARTS

## SCHOOL PERFORMANCE FACT SHEET

### CALENDAR YEARS 2018 & 2019

#### Eight-Week Producing – Program Length

##### On-time Completion Rates (Graduation Rates)

Include data for the two calendar years prior to reporting

Calendar Year	Number of Student Who Began the Program	Students Available for Graduation	Number of On-time Graduates	On-time Completion Rates
<b>2018</b>	9	9	8	89%
<b>2019</b>	15	15	13	87%

Student's Initials: \_\_\_\_\_ Date: \_\_\_\_\_

Initial only after you have had sufficient time to read and understand the information.

##### Students Completing with 150% of Published Program Length

Calendar Year	Number of Student Who Began the Program	Students Available for Graduation	150% Graduates	150% Completion Rates
<b>2018</b>	0	0	0	0
<b>2019</b>	0	0	0	0

\*Included only if program is more than one year in length

Student's Initials: \_\_\_\_\_ Date: \_\_\_\_\_

Initial only after you have had sufficient time to read and understand the information.



# NEW YORK FILM ACADEMY

COLLEGE OF VISUAL AND PERFORMING ARTS

## Job Placement Rates (includes data for the two calendar years prior to reporting)

Calendar Year	Number of Students Who Began the Program	Number of Graduates	Graduates Available for Employment	Graduates Employed in the Field	Placement Rate % Employment in the Field
2018	9	8	5	0	0%
2019	15	13	3	1	33%

You may obtain from the institution a list of the employment positions determined to be in the field for which a student received education and training. Please contact the Compliance Office.

## Gainful Employment Categories (includes data for the two calendar years prior to reporting)

### Part Time vs. Full -Time Employment

Calendar Year	Graduates Employed in the Field 20 to 29 hours per week	Graduates Employed in the Field at least 30 hours per week	Total Graduates Employed in the field
2018	0	0	0
2019	0	1	1

### Single Position vs. Concurrent Aggregated Positions

Calendar Year	Graduates Employed in the Field in a single position	Graduates Employed in the Field concurrent aggregated positions	Total Graduates Employed in the field
2018	0	0	0
2019	1	0	1

# NEW YORK FILM ACADEMY

COLLEGE OF VISUAL AND PERFORMING ARTS

## Self-Employed/Freelance Positions

Calendar Year	Graduates Employed who are self-employed or working freelance	Total Graduates Employed in the field
2018	0	0
2019	0	1

## Institutional Employment

Calendar Year	Graduates Employed in the field who are Employed by the Institution, an Employer Owned by the Institution, or an Employer who shares Ownership with the institution.	Total Graduates Employed in the field
2018	0	0
2019	0	1

**Student's Initials:** \_\_\_\_\_ **Date:** \_\_\_\_\_

**Initial only after you have had sufficient time to read and understand the information.**

### This Program may result in freelance or self-employment.

- The work available to graduates of this program is usually for freelance or self-employment.
- This type of work may not be consistent.
- The period of employment can range from one day to weeks to several months.
- Hours worked in a day or week may be more or less than the traditional 8 hours work day or 40-hour work week.
- You can expect to spend unpaid time expanding your networks, advertising, promoting your services, or honing your skills.
- Once graduates being to work freelance or are self-employed, they will be asked to provide documentation that they are employed as such so that they may be counted as placed for our job placement records.
- Students initialing this disclosure understand that either a majority or all of this school's graduates are employed in this manner and understand what comprises this work style.

**Student's Initials:** \_\_\_\_\_ **Date:** \_\_\_\_\_

**Initial only after you have had sufficient time to read and understand the information.**



**License Examination Passage Rates – This program does not lead to licensing examinations**

**Salary and Wage Information (includes data for the two calendar years prior to reporting)**

Annual salary and wages reported for graduates employed in the field.

Calendar Year	Graduates Available for Employment	Graduates Employed in the Field	\$25,001	\$35,001	\$40,001	\$45,001	No Salary Information Reported
			- \$30,000	- \$40,000	- \$45,000	- \$50,000	
2018	0	0	0	0	0	0	0
2019	3	1	1	0	0	0	0

A list of sources used to substantiate salary disclosures is available from the school. Please contact the Compliance Office.

Student’s Initials: \_\_\_\_\_ Date: \_\_\_\_\_

Initial only after you have had sufficient time to read and understand the information.

**COST OF EDUCATIONAL PROGRAM**

Total charges for the program for students completing on-time in 2018: \$6,200; 2019: \$6,410. Additional charges may be incurred if the program is not completed on-time.

Student’s Initials: \_\_\_\_\_ Date: \_\_\_\_\_

Initial only after you have had sufficient time to read and understand the information.

# NEW YORK FILM ACADEMY

COLLEGE OF VISUAL AND PERFORMING ARTS

## FEDERAL STUDENT LOAN DEBT

Calendar Year	Most recent three year cohort default rate, as reported by the United State Department of Education.*	The percentage of enrolled students receiving federal student loans to pay for this program.	The average amount of federal student loan debt of graduates who took out federal student loans at this institution.	The percentage of graduates who took out federal student loans to pay for this Education Program.
2018	1.8%	0	0	0
2019	2.5%	0	0	0

\*The percentage of students who defaulted on their federal student loans is called the Cohort Default Rate (CDR). It shows the percentage of this school's students who were more than 270 days (9 months) behind on their federal student loans within three years of when the first payment was due. This is the most recent CDR reported by the U.S. Department of Education.

**Student's Initials:** \_\_\_\_\_ **Date:** \_\_\_\_\_

**Initial only after you have had sufficient time to read and understand the information.**

This fact sheet is filed with the Bureau for Private Postsecondary Education. Regardless of any information you may have relating to the completion rates, starting salaries, or license exam passage rates, this fact sheet contains the information as calculated pursuant to state law.

Any questions a student may have regarding this fact sheet that have not been satisfactorily answered by the institution may be directed to the Bureau for Private Postsecondary Education at 1747 N. Market Blvd, Suite 225, Sacramento, CA 95834, [www.bppe.ca.gov](http://www.bppe.ca.gov), toll-free telephone number (888) 370-7589 or by fax (916) 263-1897.

\_\_\_\_\_  
**Student Name – Print**

\_\_\_\_\_  
**Student Signature**

\_\_\_\_\_  
**School Official**

\_\_\_\_\_  
**Date**

\_\_\_\_\_  
**Date**

## DEFINITIONS

- “Number of Students Who Began the Program” means the number of students who began a program who were scheduled to complete the program within 100% of the published program length within the reporting calendar year and excludes all students who cancelled during the cancellation period.
- “Students Available for Graduation” is the number of students who began the program minus the number of students who have died, been incarcerated, or been called to active military duty.
- “Number of On-time Graduates” is the number of students who completed the program within 100% of the published program length within the reporting calendar year.
- “On-time Completion Rate” is the number of on-time graduates divided by the number of students available for graduation.
- “150% Graduates” is the number of students who completed the program within 150% of the program length (includes on-time graduates).
- “150% Completion Rate” is the number of students who completed the program in the reported calendar year within 150% of the published program length, including on-time graduates, divided by the number of students available for graduation.
- “Graduates Available for Employment” means the number of graduates minus the number of graduates unavailable for employment.
- “Graduates Unavailable for Employment” means the graduates who, after graduation, die, become incarcerated, are called to active military duty, are international students that leave the United States or do not have a visa allowing employment in the United States, or are continuing their education in an accredited or bureau-approved postsecondary institution.
- “Graduates Employed in the Field” means graduates who beginning within six months after a student completes the applicable educational program are gainfully employed, whose employment has been reported, and for whom the institution has documented verification of employment. For occupations for which the state requires passing an examination, the six months period begins after the announcement of the examination results for the first examination available after a student completes an applicable educational program.
- “Placement Rate Employed in the Field” is calculated by dividing the number of graduates gainfully employed in the field by the number of graduates available for employment.
- “Number of Graduates Taking Exam” is the number of graduates who took the first available exam in the reported calendar year.

# NEW YORK FILM ACADEMY

COLLEGE OF VISUAL AND PERFORMING ARTS

- “First Available Exam Date” is the date for the first available exam after a student completed a program.
- “Passage Rate” is calculated by dividing the number of graduates who passed the exam by the number of graduates who took the reported licensing exam.
- “Number Who Passed First Available Exam” is the number of graduates who took and passed the first available licensing exam after completing the program.
- “Salary” is as reported by graduate or graduate’s employer.
- “No Salary Information Reported” is the number of graduates for whom, after making reasonable attempts, the school was not able to obtain salary information.

# NEW YORK FILM ACADEMY

COLLEGE OF VISUAL AND PERFORMING ARTS

## STUDENT'S RIGHT TO CANCEL

The student has a right to cancel this enrollment agreement and obtain a refund. A notice of cancellation or withdrawal must be made in writing. The written request must include the following information: specific timeframes, such as the date the course started and the date of cancellation or withdrawal. Notice of Withdrawal forms are available in the Office of the Registrar. Any student who intends to cancel or withdraw must submit a signed and dated copy of the Notice of Withdrawal Form, or any other form of written notice that includes the required information to:

New York Film Academy  
3300 W. Riverside Dr.  
Burbank, CA 91505

## REFUND INFORMATION:

The New York Film Academy will refund 100% of the amount paid for institutional charges, less an administrative processing fee of \$100.00 if notice of cancellation is made through attendance at the first class session, or the seventh class day after enrollment, whichever is later.

Notice of cancellation or withdrawal must be made no later than \_\_\_\_\_.

After the 100% refund period described above, a student may withdraw from a course after instruction has started and receive a pro rata refund (less a non-refundable administrative processing fee of \$100.00) for the unused portion of the tuition and other refundable charges, if the student has completed 60% or less of the term's instruction.

The amount of the refund is calculated based on the student's withdrawal date. Transfer credits will be awarded with a deduction in overall tuition based on a per credit unit cost. Refunds are disbursed within 30 days of the official withdrawal from the school. The withdrawal is dated on the day that the student gave written notice to the school.

# NEW YORK FILM ACADEMY

COLLEGE OF VISUAL AND PERFORMING ARTS

## SCHOOL PERFORMANCE FACT SHEET

CALENDAR YEARS 2018 & 2019

### Eight-Week Screenwriting – 8 Weeks

#### On-time Completion Rates (Graduation Rates)

Include data for the two calendar years prior to reporting

Calendar Year	Number of Student Who Began the Program	Students Available for Graduation	Number of On-time Graduates	On-time Completion Rates
<b>2018</b>	38	38	31	82%
<b>2019</b>	38	38	31	82%

Student's Initials: \_\_\_\_\_ Date: \_\_\_\_\_

Initial only after you have had sufficient time to read and understand the information.

#### Students Completing with 150% of Published Program Length

Calendar Year	Number of Student Who Began the Program	Students Available for Graduation	150% Graduates	150% Completion Rates
<b>2018</b>	0	0	0	0
<b>2019</b>	0	0	0	0

\*Included only if program is more than one year in length

Student's Initials: \_\_\_\_\_ Date: \_\_\_\_\_

Initial only after you have had sufficient time to read and understand the information.



# NEW YORK FILM ACADEMY

COLLEGE OF VISUAL AND PERFORMING ARTS

## Job Placement Rates (includes data for the two calendar years prior to reporting)

Calendar Year	Number of Students Who Began the Program	Number of Graduates	Graduates Available for Employment	Graduates Employed in the Field	Placement Rate % Employment in the Field
2018	38	31	6	0	0%
2019	38	32	6	1	17%

You may obtain from the institution a list of the employment positions determined to be in the field for which a student received education and training. Please contact the Compliance Office.

## Gainful Employment Categories (includes data for the two calendar years prior to reporting)

### Part Time vs. Full -Time Employment

Calendar Year	Graduates Employed in the Field 20 to 29 hours per week	Graduates Employed in the Field at least 30 hours per week	Total Graduates Employed in the field
2018	0	0	0
2019	1	0	1

### Single Position vs. Concurrent Aggregated Positions

Calendar Year	Graduates Employed in the Field in a single position	Graduates Employed in the Field concurrent aggregated positions	Total Graduates Employed in the field
2018	0	0	0
2019	1	0	1

# NEW YORK FILM ACADEMY

COLLEGE OF VISUAL AND PERFORMING ARTS

## Self-Employed/Freelance Positions

Calendar Year	Graduates Employed who are self-employed or working freelance	Total Graduates Employed in the field
2018	0	0
2019	0	1

## Institutional Employment

Calendar Year	Graduates Employed in the field who are Employed by the Institution, an Employer Owned by the Institution, or an Employer who shares Ownership with the institution.	Total Graduates Employed in the field
2018	0	0
2019	0	1

**Student's Initials: \_\_\_\_\_ Date: \_\_\_\_\_**

**Initial only after you have had sufficient time to read and understand the information.**

### **This Program may result in freelance or self-employment.**

- The work available to graduates of this program is usually for freelance or self-employment.
- This type of work may not be consistent.
- The period of employment can range from one day to weeks to several months.
- Hours worked in a day or week may be more or less than the traditional 8 hours work day or 40-hour work week.
- You can expect to spend unpaid time expanding your networks, advertising, promoting your services, or honing your skills.
- Once graduates being to work freelance or are self-employed, they will be asked to provide documentation that they are employed as such so that they may be counted as placed for our job placement records.
- Students initialing this disclosure understand that either a majority or all of this school's graduates are employed in this manner and understand what comprises this work style.

**Student's Initials: \_\_\_\_\_ Date: \_\_\_\_\_**

**Initial only after you have had sufficient time to read and understand the information.**



**License Examination Passage Rates – This program does not lead to licensing examinations**

**Salary and Wage Information (includes data for the two calendar years prior to reporting)**

Annual salary and wages reported for graduates employed in the field.

Calendar Year	Graduates Available for Employment	Graduates Employed in the Field	\$0 - \$5,000	\$25,001 - \$30,000	\$40,001 - \$45,000	\$45,001 - \$50,000	No Salary Information Reported
2018	0	0	0	0	0	0	0
2019	6	1	0	1	0	0	0

A list of sources used to substantiate salary disclosures is available from the school. Please contact the Compliance Office.

**Student’s Initials: \_\_\_\_\_ Date: \_\_\_\_\_**

**Initial only after you have had sufficient time to read and understand the information.**

**COST OF EDUCATIONAL PROGRAM**

Total charges for the program for students completing on-time in 2018: \$3,528; 2019: \$3,647. Additional charges may be incurred if the program is not completed on-time.

**Student’s Initials: \_\_\_\_\_ Date: \_\_\_\_\_**

**Initial only after you have had sufficient time to read and understand the information.**

# NEW YORK FILM ACADEMY

COLLEGE OF VISUAL AND PERFORMING ARTS

## FEDERAL STUDENT LOAN DEBT

Calendar Year	Most recent three year cohort default rate, as reported by the United States Department of Education.*	The percentage of enrolled students receiving federal student loans to pay for this program.	The average amount of federal student loan debt of graduates who took out federal student loans at this institution.	The percentage of graduates who took out federal student loans to pay for this Education Program.
2018	1.8%	0	0	0
2019	2.5%	0	0	0

\*The percentage of students who defaulted on their federal student loans is called the Cohort Default Rate (CDR). It shows the percentage of this school's students who were more than 270 days (9 months) behind on their federal student loans within three years of when the first payment was due. This is the most recent CDR reported by the U.S. Department of Education.

**Student's Initials:** \_\_\_\_\_ **Date:** \_\_\_\_\_

**Initial only after you have had sufficient time to read and understand the information.**

This fact sheet is filed with the Bureau for Private Postsecondary Education. Regardless of any information you may have relating to the completion rates, starting salaries, or license exam passage rates, this fact sheet contains the information as calculated pursuant to state law.

Any questions a student may have regarding this fact sheet that have not been satisfactorily answered by the institution may be directed to the Bureau for Private Postsecondary Education at 1747 N. Market Blvd, Suite 225, Sacramento, CA 95834, [www.bppe.ca.gov](http://www.bppe.ca.gov), toll-free telephone number (888) 370-7589 or by fax (916) 263-1897.

\_\_\_\_\_  
**Student Name – Print**

\_\_\_\_\_  
**Student Signature**

\_\_\_\_\_  
**Date**

\_\_\_\_\_  
**School Official**

\_\_\_\_\_  
**Date**

## DEFINITIONS

- “Number of Students Who Began the Program” means the number of students who began a program who were scheduled to complete the program within 100% of the published program length within the reporting calendar year and excludes all students who cancelled during the cancellation period.
- “Students Available for Graduation” is the number of students who began the program minus the number of students who have died, been incarcerated, or been called to active military duty.
- “Number of On-time Graduates” is the number of students who completed the program within 100% of the published program length within the reporting calendar year.
- “On-time Completion Rate” is the number of on-time graduates divided by the number of students available for graduation.
- “150% Graduates” is the number of students who completed the program within 150% of the program length (includes on-time graduates).
- “150% Completion Rate” is the number of students who completed the program in the reported calendar year within 150% of the published program length, including on-time graduates, divided by the number of students available for graduation.
- “Graduates Available for Employment” means the number of graduates minus the number of graduates unavailable for employment.
- “Graduates Unavailable for Employment” means the graduates who, after graduation, die, become incarcerated, are called to active military duty, are international students that leave the United States or do not have a visa allowing employment in the United States, or are continuing their education in an accredited or bureau-approved postsecondary institution.
- “Graduates Employed in the Field” means graduates who beginning within six months after a student completes the applicable educational program are gainfully employed, whose employment has been reported, and for whom the institution has documented verification of employment. For occupations for which the state requires passing an examination, the six months period begins after the announcement of the examination results for the first examination available after a student completes an applicable educational program.
- “Placement Rate Employed in the Field” is calculated by dividing the number of graduates gainfully employed in the field by the number of graduates available for employment.
- “Number of Graduates Taking Exam” is the number of graduates who took the first available exam in the reported calendar year.

# NEW YORK FILM ACADEMY

COLLEGE OF VISUAL AND PERFORMING ARTS

- “First Available Exam Date” is the date for the first available exam after a student completed a program.
- “Passage Rate” is calculated by dividing the number of graduates who passed the exam by the number of graduates who took the reported licensing exam.
- “Number Who Passed First Available Exam” is the number of graduates who took and passed the first available licensing exam after completing the program.
- “Salary” is as reported by graduate or graduate’s employer.
- “No Salary Information Reported” is the number of graduates for whom, after making reasonable attempts, the school was not able to obtain salary information.

# NEW YORK FILM ACADEMY

COLLEGE OF VISUAL AND PERFORMING ARTS

## STUDENT'S RIGHT TO CANCEL

The student has a right to cancel this enrollment agreement and obtain a refund. A notice of cancellation or withdrawal must be made in writing. The written request must include the following information: specific timeframes, such as the date the course started and the date of cancellation or withdrawal. Notice of Withdrawal forms are available in the Office of the Registrar. Any student who intends to cancel or withdraw must submit a signed and dated copy of the Notice of Withdrawal Form, or any other form of written notice that includes the required information to:

New York Film Academy  
3300 W. Riverside Dr.  
Burbank, CA 91505

## REFUND INFORMATION:

The New York Film Academy will refund 100% of the amount paid for institutional charges, less an administrative processing fee of \$100.00 if notice of cancellation is made through attendance at the first class session, or the seventh class day after enrollment, whichever is later.

Notice of cancellation or withdrawal must be made no later than \_\_\_\_\_.

After the 100% refund period described above, a student may withdraw from a course after instruction has started and receive a pro rata refund (less a non-refundable administrative processing fee of \$100.00) for the unused portion of the tuition and other refundable charges, if the student has completed 60% or less of the term's instruction.

The amount of the refund is calculated based on the student's withdrawal date. Transfer credits will be awarded with a deduction in overall tuition based on a per credit unit cost. Refunds are disbursed within 30 days of the official withdrawal from the school. The withdrawal is dated on the day that the student gave written notice to the school.

# NEW YORK FILM ACADEMY

COLLEGE OF VISUAL AND PERFORMING ARTS

## SCHOOL PERFORMANCE FACT SHEET

### CALENDAR YEARS 2018 & 2019

#### Twelve-Week Evening Acting for Film – 12 Weeks

#### On-time Completion Rates (Graduation Rates)

Include data for the two calendar years prior to reporting

Calendar Year	Number of Student Who Began the Program	Students Available for Graduation	Number of On-time Graduates	On-time Completion Rates
<b>2018</b>	0	0	0	0
<b>2019</b>	0	0	0	0

Student's Initials: \_\_\_\_\_ Date: \_\_\_\_\_

Initial only after you have had sufficient time to read and understand the information.

#### Students Completing with 150% of Published Program Length

Calendar Year	Number of Student Who Began the Program	Students Available for Graduation	150% Graduates	150% Completion Rates
<b>2018</b>	0	0	0	0
<b>2019</b>	0	0	0	0

\*Included only if program is more than one year in length

Student's Initials: \_\_\_\_\_ Date: \_\_\_\_\_

Initial only after you have had sufficient time to read and understand the information.



# NEW YORK FILM ACADEMY

COLLEGE OF VISUAL AND PERFORMING ARTS

## Job Placement Rates (includes data for the two calendar years prior to reporting)

Calendar Year	Number of Students Who Began the Program	Number of Graduates	Graduates Available for Employment	Graduates Employed in the Field	Placement Rate % Employment in the Field
2018	0	0	0	0	0
2019	0	0	0	0	0

You may obtain from the institution a list of the employment positions determined to be in the field for which a student received education and training. Please contact the Compliance Office.

## Gainful Employment Categories (includes data for the two calendar years prior to reporting)

### Part Time vs. Full -Time Employment

Calendar Year	Graduates Employed in the Field 20 to 29 hours per week	Graduates Employed in the Field at least 30 hours per week	Total Graduates Employed in the field
2018	0	0	0
2019	0	0	0

### Single Position vs. Concurrent Aggregated Positions

Calendar Year	Graduates Employed in the Field in a single position	Graduates Employed in the Field concurrent aggregated positions	Total Graduates Employed in the field
2018	0	0	0
2019	0	0	0

# NEW YORK FILM ACADEMY

COLLEGE OF VISUAL AND PERFORMING ARTS

## Self-Employed/Freelance Positions

Calendar Year	Graduates Employed who are self-employed or working freelance	Total Graduates Employed in the field
2018	0	0
2019	0	0

## Institutional Employment

Calendar Year	Graduates Employed in the field who are Employed by the Institution, an Employer Owned by the Institution, or an Employer who shares Ownership with the institution.	Total Graduates Employed in the field
2018	0	0
2019	0	0

Student's Initials: \_\_\_\_\_ Date: \_\_\_\_\_

Initial only after you have had sufficient time to read and understand the information.

### This Program may result in freelance or self-employment.

- The work available to graduates of this program is usually for freelance or self-employment.
- This type of work may not be consistent.
- The period of employment can range from one day to weeks to several months.
- Hours worked in a day or week may be more or less than the traditional 8 hours work day or 40-hour work week.
- You can expect to spend unpaid time expanding your networks, advertising, promoting your services, or honing your skills.
- Once graduates being to work freelance or are self-employed, they will be asked to provide documentation that they are employed as such so that they may be counted as placed for our job placement records.
- Students initialing this disclosure understand that either a majority or all of this school's graduates are employed in this manner and understand what comprises this work style.

Student's Initials: \_\_\_\_\_ Date: \_\_\_\_\_

Initial only after you have had sufficient time to read and understand the information.



**License Examination Passage Rates – This program does not lead to licensing examinations**

**Salary and Wage Information (includes data for the two calendar years prior to reporting)**

Annual salary and wages reported for graduates employed in the field.

Calendar Year	Graduates Available for Employment	Graduates Employed in the Field	\$20,001	\$35,001	\$40,001	\$55,001	No Salary Information Reported
			- \$25,000	- \$40,000	- \$45,000	- \$60,000	
2018	0	0	0	0	0	0	0
2019	0	0	0	0	0	0	0

A list of sources used to substantiate salary disclosures is available from the school. Please contact the Compliance Office.

Student’s Initials: \_\_\_\_\_ Date: \_\_\_\_\_

Initial only after you have had sufficient time to read and understand the information.

**COST OF EDUCATIONAL PROGRAM**

Total charges for the program for students completing on-time in 2018: \$3,528; 2019 \$3,647.

Additional charges may be incurred if the program is not completed on-time.

Student’s Initials: \_\_\_\_\_ Date: \_\_\_\_\_

Initial only after you have had sufficient time to read and understand the information.

# NEW YORK FILM ACADEMY

COLLEGE OF VISUAL AND PERFORMING ARTS

## FEDERAL STUDENT LOAN DEBT

Calendar Year	Most recent three year cohort default rate, as reported by the United States Department of Education.*	The percentage of enrolled students receiving federal student loans to pay for this program.	The average amount of federal student loan debt of graduates who took out federal student loans at this institution.	The percentage of graduates who took out federal student loans to pay for this Education Program.
2018	1.8%	0	0	0
2019	2.5%	0	0	0

\*The percentage of students who defaulted on their federal student loans is called the Cohort Default Rate (CDR). It shows the percentage of this school's students who were more than 270 days (9 months) behind on their federal student loans within three years of when the first payment was due. This is the most recent CDR reported by the U.S. Department of Education.

**Student's Initials:** \_\_\_\_\_ **Date:** \_\_\_\_\_

**Initial only after you have had sufficient time to read and understand the information.**

This fact sheet is filed with the Bureau for Private Postsecondary Education. Regardless of any information you may have relating to the completion rates, starting salaries, or license exam passage rates, this fact sheet contains the information as calculated pursuant to state law.

Any questions a student may have regarding this fact sheet that have not been satisfactorily answered by the institution may be directed to the Bureau for Private Postsecondary Education at 1747 N. Market Blvd, Suite 225, Sacramento, CA 95834, [www.bppe.ca.gov](http://www.bppe.ca.gov), toll-free telephone number (888) 370-7589 or by fax (916) 263-1897.

\_\_\_\_\_  
**Student Name – Print**

\_\_\_\_\_  
**Student Signature**

\_\_\_\_\_  
**Date**

\_\_\_\_\_  
**School Official**

\_\_\_\_\_  
**Date**

## DEFINITIONS

- “Number of Students Who Began the Program” means the number of students who began a program who were scheduled to complete the program within 100% of the published program length within the reporting calendar year and excludes all students who cancelled during the cancellation period.
- “Students Available for Graduation” is the number of students who began the program minus the number of students who have died, been incarcerated, or been called to active military duty.
- “Number of On-time Graduates” is the number of students who completed the program within 100% of the published program length within the reporting calendar year.
- “On-time Completion Rate” is the number of on-time graduates divided by the number of students available for graduation.
- “150% Graduates” is the number of students who completed the program within 150% of the program length (includes on-time graduates).
- “150% Completion Rate” is the number of students who completed the program in the reported calendar year within 150% of the published program length, including on-time graduates, divided by the number of students available for graduation.
- “Graduates Available for Employment” means the number of graduates minus the number of graduates unavailable for employment.
- “Graduates Unavailable for Employment” means the graduates who, after graduation, die, become incarcerated, are called to active military duty, are international students that leave the United States or do not have a visa allowing employment in the United States, or are continuing their education in an accredited or bureau-approved postsecondary institution.
- “Graduates Employed in the Field” means graduates who beginning within six months after a student completes the applicable educational program are gainfully employed, whose employment has been reported, and for whom the institution has documented verification of employment. For occupations for which the state requires passing an examination, the six months period begins after the announcement of the examination results for the first examination available after a student completes an applicable educational program.
- “Placement Rate Employed in the Field” is calculated by dividing the number of graduates gainfully employed in the field by the number of graduates available for employment.
- “Number of Graduates Taking Exam” is the number of graduates who took the first available exam in the reported calendar year.

# NEW YORK FILM ACADEMY

COLLEGE OF VISUAL AND PERFORMING ARTS

- “First Available Exam Date” is the date for the first available exam after a student completed a program.
- “Passage Rate” is calculated by dividing the number of graduates who passed the exam by the number of graduates who took the reported licensing exam.
- “Number Who Passed First Available Exam” is the number of graduates who took and passed the first available licensing exam after completing the program.
- “Salary” is as reported by graduate or graduate’s employer.
- “No Salary Information Reported” is the number of graduates for whom, after making reasonable attempts, the school was not able to obtain salary information.

# NEW YORK FILM ACADEMY

COLLEGE OF VISUAL AND PERFORMING ARTS

## STUDENT'S RIGHT TO CANCEL

The student has a right to cancel this enrollment agreement and obtain a refund. A notice of cancellation or withdrawal must be made in writing. The written request must include the following information: specific timeframes, such as the date the course started and the date of cancellation or withdrawal. Notice of Withdrawal forms are available in the Office of the Registrar. Any student who intends to cancel or withdraw must submit a signed and dated copy of the Notice of Withdrawal Form, or any other form of written notice that includes the required information to:

New York Film Academy  
3300 W. Riverside Dr.  
Burbank, CA 91505

## REFUND INFORMATION:

The New York Film Academy will refund 100% of the amount paid for institutional charges, less an administrative processing fee of \$100.00 if notice of cancellation is made through attendance at the first class session, or the seventh class day after enrollment, whichever is later.

Notice of cancellation or withdrawal must be made no later than \_\_\_\_\_.

After the 100% refund period described above, a student may withdraw from a course after instruction has started and receive a pro rata refund (less a non-refundable administrative processing fee of \$100.00) for the unused portion of the tuition and other refundable charges, if the student has completed 60% or less of the term's instruction.

The amount of the refund is calculated based on the student's withdrawal date. Transfer credits will be awarded with a deduction in overall tuition based on a per credit unit cost. Refunds are disbursed within 30 days of the official withdrawal from the school. The withdrawal is dated on the day that the student gave written notice to the school.

# NEW YORK FILM ACADEMY

COLLEGE OF VISUAL AND PERFORMING ARTS

## SCHOOL PERFORMANCE FACT SHEET

CALENDAR YEARS 2018 & 2019

### Evening Acting for Film – 12 Weeks

#### On-time Completion Rates (Graduation Rates)

Include data for the two calendar years prior to reporting

Calendar Year	Number of Student Who Began the Program	Students Available for Graduation	Number of On-time Graduates	On-time Completion Rates
2018	0	0	0	0
2019	0	0	0	0

Student's Initials: \_\_\_\_\_ Date: \_\_\_\_\_

Initial only after you have had sufficient time to read and understand the information.

#### Students Completing with 150% of Published Program Length

Calendar Year	Number of Student Who Began the Program	Students Available for Graduation	150% Graduates	150% Completion Rates
2018	0	0	0	0
2019	0	0	0	0

\*Included only if program is more than one year in length

Student's Initials: \_\_\_\_\_ Date: \_\_\_\_\_

Initial only after you have had sufficient time to read and understand the information.



# NEW YORK FILM ACADEMY

COLLEGE OF VISUAL AND PERFORMING ARTS

## Job Placement Rates (includes data for the two calendar years prior to reporting)

Calendar Year	Number of Students Who Began the Program	Number of Graduates	Graduates Available for Employment	Graduates Employed in the Field	Placement Rate % Employment in the Field
2018	0	0	0	0	0
2019	0	0	0	0	0

You may obtain from the institution a list of the employment positions determined to be in the field for which a student received education and training. Please contact the Compliance Office.

## Gainful Employment Categories (includes data for the two calendar years prior to reporting)

### Part Time vs. Full -Time Employment

Calendar Year	Graduates Employed in the Field 20 to 29 hours per week	Graduates Employed in the Field at least 30 hours per week	Total Graduates Employed in the field
2018	0	0	0
2019	0	0	0

### Single Position vs. Concurrent Aggregated Positions

Calendar Year	Graduates Employed in the Field in a single position	Graduates Employed in the Field concurrent aggregated positions	Total Graduates Employed in the field
2018	0	0	0
2019	0	0	0

# NEW YORK FILM ACADEMY

COLLEGE OF VISUAL AND PERFORMING ARTS

## Self-Employed/Freelance Positions

Calendar Year	Graduates Employed who are self-employed or working freelance	Total Graduates Employed in the field
2018	0	0
2019	0	0

## Institutional Employment

Calendar Year	Graduates Employed in the field who are Employed by the Institution, an Employer Owned by the Institution, or an Employer who shares Ownership with the institution.	Total Graduates Employed in the field
2018	0	0
2019	0	0

**Student's Initials:** \_\_\_\_\_ **Date:** \_\_\_\_\_

**Initial only after you have had sufficient time to read and understand the information.**

### This Program may result in freelance or self-employment.

- The work available to graduates of this program is usually for freelance or self-employment.
- This type of work may not be consistent.
- The period of employment can range from one day to weeks to several months.
- Hours worked in a day or week may be more or less than the traditional 8 hours work day or 40-hour work week.
- You can expect to spend unpaid time expanding your networks, advertising, promoting your services, or honing your skills.
- Once graduates being to work freelance or are self-employed, they will be asked to provide documentation that they are employed as such so that they may be counted as placed for our job placement records.
- Students initialing this disclosure understand that either a majority or all of this school's graduates are employed in this manner and understand what comprises this work style.

**Student's Initials:** \_\_\_\_\_ **Date:** \_\_\_\_\_

**Initial only after you have had sufficient time to read and understand the information.**



**License Examination Passage Rates – This program does not lead to licensing examinations**

**Salary and Wage Information (includes data for the two calendar years prior to reporting)**

Annual salary and wages reported for graduates employed in the field.

Calendar Year	Graduates Available for Employment	Graduates Employed in the Field	\$20,001	\$35,001	\$40,001	\$55,001	No Salary Information Reported
			- \$25,000	- \$40,000	- \$45,000	- \$60,000	
2018	0	0	0	0	0	0	0
2019	0	0	0	0	0	0	0

A list of sources used to substantiate salary disclosures is available from the school. Please contact the Compliance Office.

**Student’s Initials:\_\_\_\_\_ Date:\_\_\_\_\_**

**Initial only after you have had sufficient time to read and understand the information.**

**COST OF EDUCATIONAL PROGRAM**

Total charges for the program for students completing on-time in 2018: \$3,528; 2019 \$3,647.

Additional charges may be incurred if the program is not completed on-time.

**Student’s Initials:\_\_\_\_\_ Date:\_\_\_\_\_**

**Initial only after you have had sufficient time to read and understand the information.**

# NEW YORK FILM ACADEMY

COLLEGE OF VISUAL AND PERFORMING ARTS

## FEDERAL STUDENT LOAN DEBT

Calendar Year	Most recent three year cohort default rate, as reported by the United States Department of Education.*	The percentage of enrolled students receiving federal student loans to pay for this program.	The average amount of federal student loan debt of graduates who took out federal student loans at this institution.	The percentage of graduates who took out federal student loans to pay for this Education Program.
2018	1.8%	0	0	0
2019	2.5%	0	0	0

\*The percentage of students who defaulted on their federal student loans is called the Cohort Default Rate (CDR). It shows the percentage of this school's students who were more than 270 days (9 months) behind on their federal student loans within three years of when the first payment was due. This is the most recent CDR reported by the U.S. Department of Education.

**Student's Initials:** \_\_\_\_\_ **Date:** \_\_\_\_\_

**Initial only after you have had sufficient time to read and understand the information.**

This fact sheet is filed with the Bureau for Private Postsecondary Education. Regardless of any information you may have relating to the completion rates, starting salaries, or license exam passage rates, this fact sheet contains the information as calculated pursuant to state law.

Any questions a student may have regarding this fact sheet that have not been satisfactorily answered by the institution may be directed to the Bureau for Private Postsecondary Education at 2535 Capitol Oaks Drive, Suite 400, Sacramento, CA 95833, [www.bppe.ca.gov](http://www.bppe.ca.gov), toll-free telephone number (888) 370-7589 or by fax (916) 263 – 1897.

\_\_\_\_\_  
**Student Name – Print**

\_\_\_\_\_  
**Student Signature**

\_\_\_\_\_  
**School Official**

\_\_\_\_\_  
**Date**

\_\_\_\_\_  
**Date**

## DEFINITIONS

- “Number of Students Who Began the Program” means the number of students who began a program who were scheduled to complete the program within 100% of the published program length within the reporting calendar year and excludes all students who cancelled during the cancellation period.
- “Students Available for Graduation” is the number of students who began the program minus the number of students who have died, been incarcerated, or been called to active military duty.
- “Number of On-time Graduates” is the number of students who completed the program within 100% of the published program length within the reporting calendar year.
- “On-time Completion Rate” is the number of on-time graduates divided by the number of students available for graduation.
- “150% Graduates” is the number of students who completed the program within 150% of the program length (includes on-time graduates).
- “150% Completion Rate” is the number of students who completed the program in the reported calendar year within 150% of the published program length, including on-time graduates, divided by the number of students available for graduation.
- “Graduates Available for Employment” means the number of graduates minus the number of graduates unavailable for employment.
- “Graduates Unavailable for Employment” means the graduates who, after graduation, die, become incarcerated, are called to active military duty, are international students that leave the United States or do not have a visa allowing employment in the United States, or are continuing their education in an accredited or bureau-approved postsecondary institution.
- “Graduates Employed in the Field” means graduates who beginning within six months after a student completes the applicable educational program are gainfully employed, whose employment has been reported, and for whom the institution has documented verification of employment. For occupations for which the state requires passing an examination, the six months period begins after the announcement of the examination results for the first examination available after a student completes an applicable educational program.
- “Placement Rate Employed in the Field” is calculated by dividing the number of graduates gainfully employed in the field by the number of graduates available for employment.
- “Number of Graduates Taking Exam” is the number of graduates who took the first available exam in the reported calendar year.

# NEW YORK FILM ACADEMY

COLLEGE OF VISUAL AND PERFORMING ARTS

- “First Available Exam Date” is the date for the first available exam after a student completed a program.
- “Passage Rate” is calculated by dividing the number of graduates who passed the exam by the number of graduates who took the reported licensing exam.
- “Number Who Passed First Available Exam” is the number of graduates who took and passed the first available licensing exam after completing the program.
- “Salary” is as reported by graduate or graduate’s employer.
- “No Salary Information Reported” is the number of graduates for whom, after making reasonable attempts, the school was not able to obtain salary information.

# NEW YORK FILM ACADEMY

COLLEGE OF VISUAL AND PERFORMING ARTS

## STUDENT'S RIGHT TO CANCEL

The student has a right to cancel this enrollment agreement and obtain a refund. A notice of cancellation or withdrawal must be made in writing. The written request must include the following information: specific timeframes, such as the date the course started and the date of cancellation or withdrawal. Notice of Withdrawal forms are available in the Office of the Registrar. Any student who intends to cancel or withdraw must submit a signed and dated copy of the Notice of Withdrawal Form, or any other form of written notice that includes the required information to:

New York Film Academy  
3300 W. Riverside Dr.  
Burbank, CA 91505

## REFUND INFORMATION:

The New York Film Academy will refund 100% of the amount paid for institutional charges, less an administrative processing fee of \$100.00 if notice of cancellation is made through attendance at the first class session, or the seventh class day after enrollment, whichever is later.

Notice of cancellation or withdrawal must be made no later than \_\_\_\_\_.

After the 100% refund period described above, a student may withdraw from a course after instruction has started and receive a pro rata refund (less a non-refundable administrative processing fee of \$100.00) for the unused portion of the tuition and other refundable charges, if the student has completed 60% or less of the term's instruction.

The amount of the refund is calculated based on the student's withdrawal date. Transfer credits will be awarded with a deduction in overall tuition based on a per credit unit cost. Refunds are disbursed within 30 days of the official withdrawal from the school. The withdrawal is dated on the day that the student gave written notice to the school.

# NEW YORK FILM ACADEMY

COLLEGE OF VISUAL AND PERFORMING ARTS

## SCHOOL PERFORMANCE FACT SHEET

### CALENDAR YEARS 2018 & 2019

#### Twelve-Week Evening Digital Editing – 12 Week

#### On-time Completion Rates (Graduation Rates)

Include data for the two calendar years prior to reporting

Calendar Year	Number of Student Who Began the Program	Students Available for Graduation	Number of On-time Graduates	On-time Completion Rates
<b>2018</b>	0	0	0	0
<b>2019</b>	10	10	7	70%

Student's Initials: \_\_\_\_\_ Date: \_\_\_\_\_

Initial only after you have had sufficient time to read and understand the information.

#### Students Completing with 150% of Published Program Length

Calendar Year	Number of Student Who Began the Program	Students Available for Graduation	150% Graduates	150% Completion Rates
<b>2018</b>	0	0	0	0
<b>2019</b>	0	0	0	0

\*Included only if program is more than one year in length

Student's Initials: \_\_\_\_\_ Date: \_\_\_\_\_

Initial only after you have had sufficient time to read and understand the information.



# NEW YORK FILM ACADEMY

COLLEGE OF VISUAL AND PERFORMING ARTS

## Job Placement Rates (includes data for the two calendar years prior to reporting)

Calendar Year	Number of Students Who Began the Program	Number of Graduates	Graduates Available for Employment	Graduates Employed in the Field	Placement Rate % Employment in the Field
2018	0	0	0	0	0%
2019	10	7	7	0	0%

You may obtain from the institution a list of the employment positions determined to be in the field for which a student received education and training. Please contact the Compliance Office.

## Gainful Employment Categories (includes data for the two calendar years prior to reporting)

### Part Time vs. Full -Time Employment

Calendar Year	Graduates Employed in the Field 20 to 29 hours per week	Graduates Employed in the Field at least 30 hours per week	Total Graduates Employed in the field
2018	0	0	0
2019	0	0	0

### Single Position vs. Concurrent Aggregated Positions

Calendar Year	Graduates Employed in the Field in a single position	Graduates Employed in the Field concurrent aggregated positions	Total Graduates Employed in the field
2018	0	0	0
2019	0	0	0

# NEW YORK FILM ACADEMY

COLLEGE OF VISUAL AND PERFORMING ARTS

## Self-Employed/Freelance Positions

Calendar Year	Graduates Employed who are self-employed or working freelance	Total Graduates Employed in the field
2018	0	0
2019	0	0

## Institutional Employment

Calendar Year	Graduates Employed in the field who are Employed by the Institution, an Employer Owned by the Institution, or an Employer who shares Ownership with the institution.	Total Graduates Employed in the field
2018	0	0
2019	0	0

Student's Initials: \_\_\_\_\_ Date: \_\_\_\_\_

Initial only after you have had sufficient time to read and understand the information.

### This Program may result in freelance or self-employment.

- The work available to graduates of this program is usually for freelance or self-employment.
- This type of work may not be consistent.
- The period of employment can range from one day to weeks to several months.
- Hours worked in a day or week may be more or less than the traditional 8 hours work day or 40-hour work week.
- You can expect to spend unpaid time expanding your networks, advertising, promoting your services, or honing your skills.
- Once graduates being to work freelance or are self-employed, they will be asked to provide documentation that they are employed as such so that they may be counted as placed for our job placement records.
- Students initialing this disclosure understand that either a majority or all of this school's graduates are employed in this manner and understand what comprises this work style.

Student's Initials: \_\_\_\_\_ Date: \_\_\_\_\_

Initial only after you have had sufficient time to read and understand the information.



**License Examination Passage Rates – This program does not lead to licensing examinations**

**Salary and Wage Information (includes data for the two calendar years prior to reporting)**

Annual salary and wages reported for graduates employed in the field.

Calendar Year	Graduates Available for Employment	Graduates Employed in the Field	\$20,001	\$35,001	\$40,001	\$55,001	No Salary Information Reported
			- \$25,000	- \$40,000	- \$45,000	- \$60,000	
2018	0	0	0	0	0	0	0
2019	7	0	0	0	0	0	0

A list of sources used to substantiate salary disclosures is available from the school. Please contact the Compliance Office.

**Student’s Initials:\_\_\_\_\_ Date:\_\_\_\_\_**

**Initial only after you have had sufficient time to read and understand the information.**

**COST OF EDUCATIONAL PROGRAM**

Total charges for the program for students completing on-time in 2018: \$3,902; 2019: \$4,034. Additional charges may be incurred if the program is not completed on-time.

**Student’s Initials:\_\_\_\_\_ Date:\_\_\_\_\_**

**Initial only after you have had sufficient time to read and understand the information.**

# NEW YORK FILM ACADEMY

COLLEGE OF VISUAL AND PERFORMING ARTS

## FEDERAL STUDENT LOAN DEBT

Calendar Year	Most recent three year cohort default rate, as reported by the United States Department of Education.*	The percentage of enrolled students receiving federal student loans to pay for this program.	The average amount of federal student loan debt of graduates who took out federal student loans at this institution.	The percentage of graduates who took out federal student loans to pay for this Education Program.
2018	1.8%	0	0	0
2019	2.5%	0	0	0

\*The percentage of students who defaulted on their federal student loans is called the Cohort Default Rate (CDR). It shows the percentage of this school's students who were more than 270 days (9 months) behind on their federal student loans within three years of when the first payment was due. This is the most recent CDR reported by the U.S. Department of Education.

**Student's Initials:** \_\_\_\_\_ **Date:** \_\_\_\_\_

**Initial only after you have had sufficient time to read and understand the information.**

This fact sheet is filed with the Bureau for Private Postsecondary Education. Regardless of any information you may have relating to the completion rates, starting salaries, or license exam passage rates, this fact sheet contains the information as calculated pursuant to state law.

Any questions a student may have regarding this fact sheet that have not been satisfactorily answered by the institution may be directed to the Bureau for Private Postsecondary Education at 1747 N. Market Blvd, Suite 225, Sacramento, CA 95834, [www.bppe.ca.gov](http://www.bppe.ca.gov), toll-free telephone number (888) 370-7589 or by fax (916) 263-1897.

\_\_\_\_\_  
**Student Name – Print**

\_\_\_\_\_  
**Student Signature**

\_\_\_\_\_  
**Date**

\_\_\_\_\_  
**School Official**

\_\_\_\_\_  
**Date**

## DEFINITIONS

- “Number of Students Who Began the Program” means the number of students who began a program who were scheduled to complete the program within 100% of the published program length within the reporting calendar year and excludes all students who cancelled during the cancellation period.
- “Students Available for Graduation” is the number of students who began the program minus the number of students who have died, been incarcerated, or been called to active military duty.
- “Number of On-time Graduates” is the number of students who completed the program within 100% of the published program length within the reporting calendar year.
- “On-time Completion Rate” is the number of on-time graduates divided by the number of students available for graduation.
- “150% Graduates” is the number of students who completed the program within 150% of the program length (includes on-time graduates).
- “150% Completion Rate” is the number of students who completed the program in the reported calendar year within 150% of the published program length, including on-time graduates, divided by the number of students available for graduation.
- “Graduates Available for Employment” means the number of graduates minus the number of graduates unavailable for employment.
- “Graduates Unavailable for Employment” means the graduates who, after graduation, die, become incarcerated, are called to active military duty, are international students that leave the United States or do not have a visa allowing employment in the United States, or are continuing their education in an accredited or bureau-approved postsecondary institution.
- “Graduates Employed in the Field” means graduates who beginning within six months after a student completes the applicable educational program are gainfully employed, whose employment has been reported, and for whom the institution has documented verification of employment. For occupations for which the state requires passing an examination, the six months period begins after the announcement of the examination results for the first examination available after a student completes an applicable educational program.
- “Placement Rate Employed in the Field” is calculated by dividing the number of graduates gainfully employed in the field by the number of graduates available for employment.
- “Number of Graduates Taking Exam” is the number of graduates who took the first available exam in the reported calendar year.

# NEW YORK FILM ACADEMY

COLLEGE OF VISUAL AND PERFORMING ARTS

- “First Available Exam Date” is the date for the first available exam after a student completed a program.
- “Passage Rate” is calculated by dividing the number of graduates who passed the exam by the number of graduates who took the reported licensing exam.
- “Number Who Passed First Available Exam” is the number of graduates who took and passed the first available licensing exam after completing the program.
- “Salary” is as reported by graduate or graduate’s employer.
- “No Salary Information Reported” is the number of graduates for whom, after making reasonable attempts, the school was not able to obtain salary information.

# NEW YORK FILM ACADEMY

COLLEGE OF VISUAL AND PERFORMING ARTS

## STUDENT'S RIGHT TO CANCEL

The student has a right to cancel this enrollment agreement and obtain a refund. A notice of cancellation or withdrawal must be made in writing. The written request must include the following information: specific timeframes, such as the date the course started and the date of cancellation or withdrawal. Notice of Withdrawal forms are available in the Office of the Registrar. Any student who intends to cancel or withdraw must submit a signed and dated copy of the Notice of Withdrawal Form, or any other form of written notice that includes the required information to:

New York Film Academy  
3300 W. Riverside Dr.  
Burbank, CA 91505

## REFUND INFORMATION:

The New York Film Academy will refund 100% of the amount paid for institutional charges, less an administrative processing fee of \$100.00 if notice of cancellation is made through attendance at the first class session, or the seventh class day after enrollment, whichever is later.

Notice of cancellation or withdrawal must be made no later than \_\_\_\_\_.

After the 100% refund period described above, a student may withdraw from a course after instruction has started and receive a pro rata refund (less a non-refundable administrative processing fee of \$100.00) for the unused portion of the tuition and other refundable charges, if the student has completed 60% or less of the term's instruction.

The amount of the refund is calculated based on the student's withdrawal date. Transfer credits will be awarded with a deduction in overall tuition based on a per credit unit cost. Refunds are disbursed within 30 days of the official withdrawal from the school. The withdrawal is dated on the day that the student gave written notice to the school.

# NEW YORK FILM ACADEMY

COLLEGE OF VISUAL AND PERFORMING ARTS

## SCHOOL PERFORMANCE FACT SHEET

CALENDAR YEARS 2018 & 2019

### Twelve- Week Evening Filmmaking – 12 Weeks

#### On-time Completion Rates (Graduation Rates)

Include data for the two calendar years prior to reporting

Calendar Year	Number of Student Who Began the Program	Students Available for Graduation	Number of On-time Graduates	On-time Completion Rates
2018	9	9	7	78%
2019	27	27	15	56%

Student's Initials: \_\_\_\_\_ Date: \_\_\_\_\_

Initial only after you have had sufficient time to read and understand the information.

#### Students Completing with 150% of Published Program Length

Calendar Year	Number of Student Who Began the Program	Students Available for Graduation	150% Graduates	150% Completion Rates
2018	0	0	0	0
2019	0	0	0	0

\*Included only if program is more than one year in length



# NEW YORK FILM ACADEMY

COLLEGE OF VISUAL AND PERFORMING ARTS

## Job Placement Rates (includes data for the two calendar years prior to reporting)

Calendar Year	Number of Students Who Began the Program	Number of Graduates	Graduates Available for Employment	Graduates Employed in the Field	Placement Rate % Employment in the Field
2018	0	0	0	0	0%
2019	27	15	14	0	0%

You may obtain from the institution a list of the employment positions determined to be in the field for which a student received education and training. Please contact the Compliance Office.

## Gainful Employment Categories (includes data for the two calendar years prior to reporting)

### Part Time vs. Full -Time Employment

Calendar Year	Graduates Employed in the Field 20 to 29 hours per week	Graduates Employed in the Field at least 30 hours per week	Total Graduates Employed in the field
2018	0	0	0
2019	0	0	0

### Single Position vs. Concurrent Aggregated Positions

Calendar Year	Graduates Employed in the Field in a single position	Graduates Employed in the Field concurrent aggregated positions	Total Graduates Employed in the field
2018	0	0	0
2019	0	0	0

# NEW YORK FILM ACADEMY

COLLEGE OF VISUAL AND PERFORMING ARTS

## Self-Employed/Freelance Positions

Calendar Year	Graduates Employed who are self-employed or working freelance	Total Graduates Employed in the field
2018	0	0
2019	0	0

## Institutional Employment

Calendar Year	Graduates Employed in the field who are Employed by the Institution, an Employer Owned by the Institution, or an Employer who shares Ownership with the institution.	Total Graduates Employed in the field
2018	0	0
2019	0	0

**Student's Initials:** \_\_\_\_\_ **Date:** \_\_\_\_\_

**Initial only after you have had sufficient time to read and understand the information.**

### This Program may result in freelance or self-employment.

- The work available to graduates of this program is usually for freelance or self-employment.
- This type of work may not be consistent.
- The period of employment can range from one day to weeks to several months.
- Hours worked in a day or week may be more or less than the traditional 8 hours work day or 40-hour work week.
- You can expect to spend unpaid time expanding your networks, advertising, promoting your services, or honing your skills.
- Once graduates being to work freelance or are self-employed, they will be asked to provide documentation that they are employed as such so that they may be counted as placed for our job placement records.
- Students initialing this disclosure understand that either a majority or all of this school's graduates are employed in this manner and understand what comprises this work style.

**Student's Initials:** \_\_\_\_\_ **Date:** \_\_\_\_\_

**Initial only after you have had sufficient time to read and understand the information.**



**License Examination Passage Rates – This program does not lead to licensing examinations**

**Salary and Wage Information (includes data for the two calendar years prior to reporting)**

Annual salary and wages reported for graduates employed in the field.

Calendar Year	Graduates Available for Employment	Graduates Employed in the Field	\$20,001	\$35,001	\$40,001	\$45,001	No Salary Information Reported
			- \$25,000	- \$40,000	- \$45,000	- \$50,000	
2018	0	0	0	0	0	0	0
2019	14	0	0	0	0	0	0

A list of sources used to substantiate salary disclosures is available from the school. Please contact the Compliance Office.

Student’s Initials: \_\_\_\_\_ Date: \_\_\_\_\_

Initial only after you have had sufficient time to read and understand the information.

**COST OF EDUCATIONAL PROGRAM**

Total Charges for the program for students completing on-time in 2018: \$4,062; 2019 \$4,199. Additional charges may be incurred if the program is not completed on-time.

Student’s Initials: \_\_\_\_\_ Date: \_\_\_\_\_

Initial only after you have had sufficient time to read and understand the information.

# NEW YORK FILM ACADEMY

COLLEGE OF VISUAL AND PERFORMING ARTS

## FEDERAL STUDENT LOAN DEBT

Calendar Year	Most recent three year cohort default rate, as reported by the United States Department of Education.*	The percentage of enrolled students receiving federal student loans to pay for this program.	The average amount of federal student loan debt of graduates who took out federal student loans at this institution.	The percentage of graduates who took out federal student loans to pay for this Education Program.
2018	1.8%	0	0	0
2019	2.5%	0	0	0

\*The percentage of students who defaulted on their federal student loans is called the Cohort Default Rate (CDR). It shows the percentage of this school's students who were more than 270 days (9 months) behind on their federal student loans within three years of when the first payment was due. This is the most recent CDR reported by the U.S. Department of Education.

**Student's Initials:** \_\_\_\_\_ **Date:** \_\_\_\_\_

**Initial only after you have had sufficient time to read and understand the information.**

This fact sheet is filed with the Bureau for Private Postsecondary Education. Regardless of any information you may have relating to the completion rates, starting salaries, or license exam passage rates, this fact sheet contains the information as calculated pursuant to state law.

Any questions a student may have regarding this fact sheet that have not been satisfactorily answered by the institution may be directed to the Bureau for Private Postsecondary Education at 1747 N. Market Blvd, Suite 225, Sacramento, CA 95834, [www.bppe.ca.gov](http://www.bppe.ca.gov), toll-free telephone number (888) 370-7589 or by fax (916) 263-1897.

\_\_\_\_\_  
**Student Name – Print**

\_\_\_\_\_  
**Student Signature**

\_\_\_\_\_  
**Date**

\_\_\_\_\_  
**School Official**

\_\_\_\_\_  
**Date**

## DEFINITIONS

- “Number of Students Who Began the Program” means the number of students who began a program who were scheduled to complete the program within 100% of the published program length within the reporting calendar year and excludes all students who cancelled during the cancellation period.
- “Students Available for Graduation” is the number of students who began the program minus the number of students who have died, been incarcerated, or been called to active military duty.
- “Number of On-time Graduates” is the number of students who completed the program within 100% of the published program length within the reporting calendar year.
- “On-time Completion Rate” is the number of on-time graduates divided by the number of students available for graduation.
- “150% Graduates” is the number of students who completed the program within 150% of the program length (includes on-time graduates).
- “150% Completion Rate” is the number of students who completed the program in the reported calendar year within 150% of the published program length, including on-time graduates, divided by the number of students available for graduation.
- “Graduates Available for Employment” means the number of graduates minus the number of graduates unavailable for employment.
- “Graduates Unavailable for Employment” means the graduates who, after graduation, die, become incarcerated, are called to active military duty, are international students that leave the United States or do not have a visa allowing employment in the United States, or are continuing their education in an accredited or bureau-approved postsecondary institution.
- “Graduates Employed in the Field” means graduates who beginning within six months after a student completes the applicable educational program are gainfully employed, whose employment has been reported, and for whom the institution has documented verification of employment. For occupations for which the state requires passing an examination, the six months period begins after the announcement of the examination results for the first examination available after a student completes an applicable educational program.
- “Placement Rate Employed in the Field” is calculated by dividing the number of graduates gainfully employed in the field by the number of graduates available for employment.
- “Number of Graduates Taking Exam” is the number of graduates who took the first available exam in the reported calendar year.

# NEW YORK FILM ACADEMY

COLLEGE OF VISUAL AND PERFORMING ARTS

- “First Available Exam Date” is the date for the first available exam after a student completed a program.
- “Passage Rate” is calculated by dividing the number of graduates who passed the exam by the number of graduates who took the reported licensing exam.
- “Number Who Passed First Available Exam” is the number of graduates who took and passed the first available licensing exam after completing the program.
- “Salary” is as reported by graduate or graduate’s employer.
- “No Salary Information Reported” is the number of graduates for whom, after making reasonable attempts, the school was not able to obtain salary information.

# NEW YORK FILM ACADEMY

COLLEGE OF VISUAL AND PERFORMING ARTS

## STUDENT'S RIGHT TO CANCEL

The student has a right to cancel this enrollment agreement and obtain a refund. A notice of cancellation or withdrawal must be made in writing. The written request must include the following information: specific timeframes, such as the date the course started and the date of cancellation or withdrawal. Notice of Withdrawal forms are available in the Office of the Registrar. Any student who intends to cancel or withdraw must submit a signed and dated copy of the Notice of Withdrawal Form, or any other form of written notice that includes the required information to:

New York Film Academy  
3300 W. Riverside Dr.  
Burbank, CA 91505

## REFUND INFORMATION:

The New York Film Academy will refund 100% of the amount paid for institutional charges, less an administrative processing fee of \$100.00 if notice of cancellation is made through attendance at the first class session, or the seventh class day after enrollment, whichever is later.

Notice of cancellation or withdrawal must be made no later than \_\_\_\_\_.

After the 100% refund period described above, a student may withdraw from a course after instruction has started and receive a pro rata refund (less a non-refundable administrative processing fee of \$100.00) for the unused portion of the tuition and other refundable charges, if the student has completed 60% or less of the term's instruction.

The amount of the refund is calculated based on the student's withdrawal date. Transfer credits will be awarded with a deduction in overall tuition based on a per credit unit cost. Refunds are disbursed within 30 days of the official withdrawal from the school. The withdrawal is dated on the day that the student gave written notice to the school.

# NEW YORK FILM ACADEMY

COLLEGE OF VISUAL AND PERFORMING ARTS

## SCHOOL PERFORMANCE FACT SHEET

### CALENDAR YEARS 2018 & 2019

#### Twelve-Week Evening Producing - 12 Weeks

#### On-time Completion Rates (Graduation Rates)

Include data for the two calendar years prior to reporting

Calendar Year	Number of Student Who Began the Program	Students Available for Graduation	Number of On-time Graduates	On-time Completion Rates
<b>2018</b>	0	0	0	0
<b>2019</b>	0	0	0	0

Student's Initials: \_\_\_\_\_ Date: \_\_\_\_\_

Initial only after you have had sufficient time to read and understand the information.

#### Students Completing with 150% of Published Program Length

Calendar Year	Number of Student Who Began the Program	Students Available for Graduation	150% Graduates	150% Completion Rates
<b>2018</b>	0	0	0	0
<b>2019</b>	0	0	0	0

\*Included only if program is more than one year in length

Student's Initials: \_\_\_\_\_ Date: \_\_\_\_\_

Initial only after you have had sufficient time to read and understand the information.



# NEW YORK FILM ACADEMY

COLLEGE OF VISUAL AND PERFORMING ARTS

## Job Placement Rates (includes data for the two calendar years prior to reporting)

Calendar Year	Number of Students Who Began the Program	Number of Graduates	Graduates Available for Employment	Graduates Employed in the Field	Placement Rate % Employment in the Field
2018	0	0	0	0	0
2019	0	0	0	0	0

You may obtain from the institution a list of the employment positions determined to be in the field for which a student received education and training. Please contact the Compliance Office.

## Gainful Employment Categories (includes data for the two calendar years prior to reporting)

### Part Time vs. Full -Time Employment

Calendar Year	Graduates Employed in the Field 20 to 29 hours per week	Graduates Employed in the Field at least 30 hours per week	Total Graduates Employed in the field
2018	0	0	0
2019	0	0	0

### Single Position vs. Concurrent Aggregated Positions

Calendar Year	Graduates Employed in the Field in a single position	Graduates Employed in the Field concurrent aggregated positions	Total Graduates Employed in the field
2018	0	0	0
2019	0	0	0

# NEW YORK FILM ACADEMY

COLLEGE OF VISUAL AND PERFORMING ARTS

## Self-Employed/Freelance Positions

Calendar Year	Graduates Employed who are self-employed or working freelance	Total Graduates Employed in the field
2018	0	0
2019	0	0

## Institutional Employment

Calendar Year	Graduates Employed in the field who are Employed by the Institution, an Employer Owned by the Institution, or an Employer who shares Ownership with the institution.	Total Graduates Employed in the field
2018	0	0
2019	0	0

Student's Initials: \_\_\_\_\_ Date: \_\_\_\_\_

Initial only after you have had sufficient time to read and understand the information.

### This Program may result in freelance or self-employment.

- The work available to graduates of this program is usually for freelance or self-employment.
- This type of work may not be consistent.
- The period of employment can range from one day to weeks to several months.
- Hours worked in a day or week may be more or less than the traditional 8 hours work day or 40-hour work week.
- You can expect to spend unpaid time expanding your networks, advertising, promoting your services, or honing your skills.
- Once graduates being to work freelance or are self-employed, they will be asked to provide documentation that they are employed as such so that they may be counted as placed for our job placement records.
- Students initialing this disclosure understand that either a majority or all of this school's graduates are employed in this manner and understand what comprises this work style.

Student's Initials: \_\_\_\_\_ Date: \_\_\_\_\_

Initial only after you have had sufficient time to read and understand the information.



**License Examination Passage Rates – This program does not lead to licensing examinations**

**Salary and Wage Information (includes data for the two calendar years prior to reporting)**

Annual salary and wages reported for graduates employed in the field.

Calendar Year	Graduates Available for Employment	Graduates Employed in the Field	\$25,001	\$35,001	\$40,001	\$55,001	No Salary Information Reported
			- \$30,000	- \$40,000	- \$45,000	- \$60,000	
2018	0	0	0	0	0	0	0
2019	0	0	0	0	0	0	0

A list of sources used to substantiate salary disclosures is available from the school. Please contact the Compliance Office.

**Student’s Initials:\_\_\_\_\_ Date:\_\_\_\_\_**

**Initial only after you have had sufficient time to read and understand the information.**

**COST OF EDUCATIONAL PROGRAM**

Total charges for the program for students completing on-time in 2018: \$4,116; 2019 \$4,255.

Additional charges may be incurred if the program is not completed on-time.

**Student’s Initials:\_\_\_\_\_ Date:\_\_\_\_\_**

**Initial only after you have had sufficient time to read and understand the information.**

# NEW YORK FILM ACADEMY

COLLEGE OF VISUAL AND PERFORMING ARTS

## FEDERAL STUDENT LOAN DEBT

Calendar Year	Most recent three year cohort default rate, as reported by the United States Department of Education.*	The percentage of enrolled students receiving federal student loans to pay for this program.	The average amount of federal student loan debt of graduates who took out federal student loans at this institution.	The percentage of graduates who took out federal student loans to pay for this Education Program.
2018	1.8%	0	0	0
2019	2.5%	0	0	0

\*The percentage of students who defaulted on their federal student loans is called the Cohort Default Rate (CDR). It shows the percentage of this school's students who were more than 270 days (9 months) behind on their federal student loans within three years of when the first payment was due. This is the most recent CDR reported by the U.S. Department of Education.

**Student's Initials:** \_\_\_\_\_ **Date:** \_\_\_\_\_

**Initial only after you have had sufficient time to read and understand the information.**

This fact sheet is filed with the Bureau for Private Postsecondary Education. Regardless of any information you may have relating to the completion rates, starting salaries, or license exam passage rates, this fact sheet contains the information as calculated pursuant to state law.

Any questions a student may have regarding this fact sheet that have not been satisfactorily answered by the institution may be directed to the Bureau for Private Postsecondary Education at 1747 N. Market Blvd, Suite 225, Sacramento, CA 95834, [www.bppe.ca.gov](http://www.bppe.ca.gov), toll-free telephone number (888) 370-7589 or by fax (916) 263-1897.

\_\_\_\_\_  
**Student Name – Print**

\_\_\_\_\_  
**Student Signature**

\_\_\_\_\_  
**Date**

\_\_\_\_\_  
**School Official**

\_\_\_\_\_  
**Date**

## DEFINITIONS

- “Number of Students Who Began the Program” means the number of students who began a program who were scheduled to complete the program within 100% of the published program length within the reporting calendar year and excludes all students who cancelled during the cancellation period.
- “Students Available for Graduation” is the number of students who began the program minus the number of students who have died, been incarcerated, or been called to active military duty.
- “Number of On-time Graduates” is the number of students who completed the program within 100% of the published program length within the reporting calendar year.
- “On-time Completion Rate” is the number of on-time graduates divided by the number of students available for graduation.
- “150% Graduates” is the number of students who completed the program within 150% of the program length (includes on-time graduates).
- “150% Completion Rate” is the number of students who completed the program in the reported calendar year within 150% of the published program length, including on-time graduates, divided by the number of students available for graduation.
- “Graduates Available for Employment” means the number of graduates minus the number of graduates unavailable for employment.
- “Graduates Unavailable for Employment” means the graduates who, after graduation, die, become incarcerated, are called to active military duty, are international students that leave the United States or do not have a visa allowing employment in the United States, or are continuing their education in an accredited or bureau-approved postsecondary institution.
- “Graduates Employed in the Field” means graduates who beginning within six months after a student completes the applicable educational program are gainfully employed, whose employment has been reported, and for whom the institution has documented verification of employment. For occupations for which the state requires passing an examination, the six months period begins after the announcement of the examination results for the first examination available after a student completes an applicable educational program.
- “Placement Rate Employed in the Field” is calculated by dividing the number of graduates gainfully employed in the field by the number of graduates available for employment.
- “Number of Graduates Taking Exam” is the number of graduates who took the first available exam in the reported calendar year.

# NEW YORK FILM ACADEMY

COLLEGE OF VISUAL AND PERFORMING ARTS

- “First Available Exam Date” is the date for the first available exam after a student completed a program.
- “Passage Rate” is calculated by dividing the number of graduates who passed the exam by the number of graduates who took the reported licensing exam.
- “Number Who Passed First Available Exam” is the number of graduates who took and passed the first available licensing exam after completing the program.
- “Salary” is as reported by graduate or graduate’s employer.
- “No Salary Information Reported” is the number of graduates for whom, after making reasonable attempts, the school was not able to obtain salary information.

# NEW YORK FILM ACADEMY

COLLEGE OF VISUAL AND PERFORMING ARTS

## STUDENT'S RIGHT TO CANCEL

The student has a right to cancel this enrollment agreement and obtain a refund. A notice of cancellation or withdrawal must be made in writing. The written request must include the following information: specific timeframes, such as the date the course started and the date of cancellation or withdrawal. Notice of Withdrawal forms are available in the Office of the Registrar. Any student who intends to cancel or withdraw must submit a signed and dated copy of the Notice of Withdrawal Form, or any other form of written notice that includes the required information to:

New York Film Academy  
3300 W. Riverside Dr.  
Burbank, CA 91505

## REFUND INFORMATION:

The New York Film Academy will refund 100% of the amount paid for institutional charges, less an administrative processing fee of \$100.00 if notice of cancellation is made through attendance at the first class session, or the seventh class day after enrollment, whichever is later.

Notice of cancellation or withdrawal must be made no later than \_\_\_\_\_.

After the 100% refund period described above, a student may withdraw from a course after instruction has started and receive a pro rata refund (less a non-refundable administrative processing fee of \$100.00) for the unused portion of the tuition and other refundable charges, if the student has completed 60% or less of the term's instruction.

The amount of the refund is calculated based on the student's withdrawal date. Transfer credits will be awarded with a deduction in overall tuition based on a per credit unit cost. Refunds are disbursed within 30 days of the official withdrawal from the school. The withdrawal is dated on the day that the student gave written notice to the school.

# NEW YORK FILM ACADEMY

COLLEGE OF VISUAL AND PERFORMING ARTS

## SCHOOL PERFORMANCE FACT SHEET

CALENDAR YEARS 2018 & 2019

### Twelve-Weeks Evening Screenwriting - 12 Weeks

#### On-time Completion Rates (Graduation Rates)

Include data for the two calendar years prior to reporting

Calendar Year	Number of Student Who Began the Program	Students Available for Graduation	Number of On-time Graduates	On-time Completion Rates
<b>2018</b>	1	1	1	100%
<b>2019</b>	0	0	0	0%

Student's Initials: \_\_\_\_\_ Date: \_\_\_\_\_

Initial only after you have had sufficient time to read and understand the information.

#### Students Completing with 150% of Published Program Length

Calendar Year	Number of Student Who Began the Program	Students Available for Graduation	150% Graduates	150% Completion Rates
<b>2018</b>	0	0	0	0
<b>2019</b>	0	0	0	0

\*Included only if program is more than one year in length

Student's Initials: \_\_\_\_\_ Date: \_\_\_\_\_

Initial only after you have had sufficient time to read and understand the information.



# NEW YORK FILM ACADEMY

COLLEGE OF VISUAL AND PERFORMING ARTS

## Job Placement Rates (includes data for the two calendar years prior to reporting)

Calendar Year	Number of Students Who Began the Program	Number of Graduates	Graduates Available for Employment	Graduates Employed in the Field	Placement Rate % Employment in the Field
2018	1	1	0	0	0%
2019	0	0	0	0	0%

You may obtain from the institution a list of the employment positions determined to be in the field for which a student received education and training. Please contact the Compliance Office.

## Gainful Employment Categories (includes data for the two calendar years prior to reporting)

### Part Time vs. Full -Time Employment

Calendar Year	Graduates Employed in the Field 20 to 29 hours per week	Graduates Employed in the Field at least 30 hours per week	Total Graduates Employed in the field
2018	0	0	0
2019	0	0	0

### Single Position vs. Concurrent Aggregated Positions

Calendar Year	Graduates Employed in the Field in a single position	Graduates Employed in the Field concurrent aggregated positions	Total Graduates Employed in the field
2018	0	0	0
2019	0	0	0

# NEW YORK FILM ACADEMY

COLLEGE OF VISUAL AND PERFORMING ARTS

## Self-Employed/Freelance Positions

Calendar Year	Graduates Employed who are self-employed or working freelance	Total Graduates Employed in the field
2018	0	0
2019	0	0

## Institutional Employment

Calendar Year	Graduates Employed in the field who are Employed by the Institution, an Employer Owned by the Institution, or an Employer who shares Ownership with the institution.	Total Graduates Employed in the field
2018	0	0
2019	0	0

Student's Initials: \_\_\_\_\_ Date: \_\_\_\_\_

Initial only after you have had sufficient time to read and understand the information.

### This Program may result in freelance or self-employment.

- The work available to graduates of this program is usually for freelance or self-employment.
- This type of work may not be consistent.
- The period of employment can range from one day to weeks to several months.
- Hours worked in a day or week may be more or less than the traditional 8 hours work day or 40-hour work week.
- You can expect to spend unpaid time expanding your networks, advertising, promoting your services, or honing your skills.
- Once graduates being to work freelance or are self-employed, they will be asked to provide documentation that they are employed as such so that they may be counted as placed for our job placement records.
- Students initialing this disclosure understand that either a majority or all of this school's graduates are employed in this manner and understand what comprises this work style.

Student's Initials: \_\_\_\_\_ Date: \_\_\_\_\_

Initial only after you have had sufficient time to read and understand the information.



**License Examination Passage Rates – This program does not lead to licensing examinations**

**Salary and Wage Information (includes data for the two calendar years prior to reporting)**

Annual salary and wages reported for graduates employed in the field.

Calendar Year	Graduates Available for Employment	Graduates Employed in the Field	\$25,001	\$35,001	\$40,001	\$45,001	No Salary Information Reported
			- \$30,000	- \$40,000	- \$45,000	- \$50,000	
2018	0	0	0	0	0	0	0
2019	0	0	0	0	0	0	0

A list of sources used to substantiate salary disclosures is available from the school. Please contact the Compliance Office.

**Student’s Initials: \_\_\_\_\_ Date: \_\_\_\_\_**

**Initial only after you have had sufficient time to read and understand the information.**

**COST OF EDUCATIONAL PROGRAM**

Total charges for the program for students completing on-time in 2018: \$2,993; 2019 \$3,094.

Additional charges may be incurred if the program is not completed on-time.

**Student’s Initials: \_\_\_\_\_ Date: \_\_\_\_\_**

**Initial only after you have had sufficient time to read and understand the information.**

# NEW YORK FILM ACADEMY

COLLEGE OF VISUAL AND PERFORMING ARTS

## FEDERAL STUDENT LOAN DEBT

Calendar Year	Most recent three year cohort default rate, as reported by the United States Department of Education.*	The percentage of enrolled students receiving federal student loans to pay for this program.	The average amount of federal student loan debt of graduates who took out federal student loans at this institution.	The percentage of graduates who took out federal student loans to pay for this Education Program.
2018	1.8%	0	0	0
2019	2.5%	0	0	0

\*The percentage of students who defaulted on their federal student loans is called the Cohort Default Rate (CDR). It shows the percentage of this school's students who were more than 270 days (9 months) behind on their federal student loans within three years of when the first payment was due. This is the most recent CDR reported by the U.S. Department of Education.

**Student's Initials:** \_\_\_\_\_ **Date:** \_\_\_\_\_

**Initial only after you have had sufficient time to read and understand the information.**

This fact sheet is filed with the Bureau for Private Postsecondary Education. Regardless of any information you may have relating to the completion rates, starting salaries, or license exam passage rates, this fact sheet contains the information as calculated pursuant to state law.

Any questions a student may have regarding this fact sheet that have not been satisfactorily answered by the institution may be directed to the Bureau for Private Postsecondary Education at 1747 N. Market Blvd, Suite 225, Sacramento, CA 95834, [www.bppe.ca.gov](http://www.bppe.ca.gov), toll-free telephone number (888) 370-7589 or by fax (916) 263-1897.

\_\_\_\_\_  
**Student Name – Print**

\_\_\_\_\_  
**Student Signature**

\_\_\_\_\_  
**Date**

\_\_\_\_\_  
**School Official**

\_\_\_\_\_  
**Date**

## DEFINITIONS

- “Number of Students Who Began the Program” means the number of students who began a program who were scheduled to complete the program within 100% of the published program length within the reporting calendar year and excludes all students who cancelled during the cancellation period.
- “Students Available for Graduation” is the number of students who began the program minus the number of students who have died, been incarcerated, or been called to active military duty.
- “Number of On-time Graduates” is the number of students who completed the program within 100% of the published program length within the reporting calendar year.
- “On-time Completion Rate” is the number of on-time graduates divided by the number of students available for graduation.
- “150% Graduates” is the number of students who completed the program within 150% of the program length (includes on-time graduates).
- “150% Completion Rate” is the number of students who completed the program in the reported calendar year within 150% of the published program length, including on-time graduates, divided by the number of students available for graduation.
- “Graduates Available for Employment” means the number of graduates minus the number of graduates unavailable for employment.
- “Graduates Unavailable for Employment” means the graduates who, after graduation, die, become incarcerated, are called to active military duty, are international students that leave the United States or do not have a visa allowing employment in the United States, or are continuing their education in an accredited or bureau-approved postsecondary institution.
- “Graduates Employed in the Field” means graduates who beginning within six months after a student completes the applicable educational program are gainfully employed, whose employment has been reported, and for whom the institution has documented verification of employment. For occupations for which the state requires passing an examination, the six months period begins after the announcement of the examination results for the first examination available after a student completes an applicable educational program.
- “Placement Rate Employed in the Field” is calculated by dividing the number of graduates gainfully employed in the field by the number of graduates available for employment.
- “Number of Graduates Taking Exam” is the number of graduates who took the first available exam in the reported calendar year.

# NEW YORK FILM ACADEMY

COLLEGE OF VISUAL AND PERFORMING ARTS

- “First Available Exam Date” is the date for the first available exam after a student completed a program.
- “Passage Rate” is calculated by dividing the number of graduates who passed the exam by the number of graduates who took the reported licensing exam.
- “Number Who Passed First Available Exam” is the number of graduates who took and passed the first available licensing exam after completing the program.
- “Salary” is as reported by graduate or graduate’s employer.
- “No Salary Information Reported” is the number of graduates for whom, after making reasonable attempts, the school was not able to obtain salary information.

# NEW YORK FILM ACADEMY

COLLEGE OF VISUAL AND PERFORMING ARTS

## STUDENT'S RIGHT TO CANCEL

The student has a right to cancel this enrollment agreement and obtain a refund. A notice of cancellation or withdrawal must be made in writing. The written request must include the following information: specific timeframes, such as the date the course started and the date of cancellation or withdrawal. Notice of Withdrawal forms are available in the Office of the Registrar. Any student who intends to cancel or withdraw must submit a signed and dated copy of the Notice of Withdrawal Form, or any other form of written notice that includes the required information to:

New York Film Academy  
3300 W. Riverside Dr.  
Burbank, CA 91505

## REFUND INFORMATION:

The New York Film Academy will refund 100% of the amount paid for institutional charges, less an administrative processing fee of \$100.00 if notice of cancellation is made through attendance at the first class session, or the seventh class day after enrollment, whichever is later.

Notice of cancellation or withdrawal must be made no later than \_\_\_\_\_.

After the 100% refund period described above, a student may withdraw from a course after instruction has started and receive a pro rata refund (less a non-refundable administrative processing fee of \$100.00) for the unused portion of the tuition and other refundable charges, if the student has completed 60% or less of the term's instruction.

The amount of the refund is calculated based on the student's withdrawal date. Transfer credits will be awarded with a deduction in overall tuition based on a per credit unit cost. Refunds are disbursed within 30 days of the official withdrawal from the school. The withdrawal is dated on the day that the student gave written notice to the school.

# NEW YORK FILM ACADEMY

COLLEGE OF VISUAL AND PERFORMING ARTS

## SCHOOL PERFORMANCE FACT SHEET

### CALENDAR YEARS 2018 & 2019

#### Associate of Fine Arts in Acting for Film – 2 Years

#### On-time Completion Rates (Graduation Rates)

Include data for the two calendar years prior to reporting

Calendar Year	Number of Student Who Began the Program	Students Available for Graduation	Number of On-time Graduates	On-time Completion Rates
<b>2018</b>	41	41	22	54%
<b>2019</b>	47	47	31	66%

Student's Initials: \_\_\_\_\_ Date: \_\_\_\_\_

Initial only after you have had sufficient time to read and understand the information.

#### Students Completing with 150% of Published Program Length

Calendar Year	Number of Student Who Began the Program	Students Available for Graduation	150% Graduates	150% Completion Rates
<b>2018</b>	0	0	0	0
<b>2019</b>	0	0	0	0

\*Included only if program is more than one year in length

Student's Initials: \_\_\_\_\_ Date: \_\_\_\_\_

Initial only after you have had sufficient time to read and understand the information.



# NEW YORK FILM ACADEMY

COLLEGE OF VISUAL AND PERFORMING ARTS

## Job Placement Rates (includes data for the two calendar years prior to reporting)

Calendar Year	Number of Students Who Began the Program	Number of Graduates	Graduates Available for Employment	Graduates Employed in the Field	Placement Rate % Employment in the Field
2018	41	22	19	0	0%
2019	47	31	20	4	20%

You may obtain from the institution a list of the employment positions determined to be in the field for which a student received education and training. Please contact the Compliance Office.

## Gainful Employment Categories (includes data for the two calendar years prior to reporting)

### Part Time vs. Full -Time Employment

Calendar Year	Graduates Employed in the Field 20 to 29 hours per week	Graduates Employed in the Field at least 30 hours per week	Total Graduates Employed in the field
2018	0	0	0
2019	0	0	4

### Single Position vs. Concurrent Aggregated Positions

Calendar Year	Graduates Employed in the Field in a single position	Graduates Employed in the Field concurrent aggregated positions	Total Graduates Employed in the field
2018	0	0	0
2019	0	0	4

# NEW YORK FILM ACADEMY

COLLEGE OF VISUAL AND PERFORMING ARTS

## Self-Employed/Freelance Positions

Calendar Year	Graduates Employed who are self-employed or working freelance	Total Graduates Employed in the field
2018	0	0
2019	4	4

## Institutional Employment

Calendar Year	Graduates Employed in the field who are Employed by the Institution, an Employer Owned by the Institution, or an Employer who shares Ownership with the institution.	Total Graduates Employed in the field
2018	0	0
2019	0	4

Student's Initials: \_\_\_\_\_ Date: \_\_\_\_\_

Initial only after you have had sufficient time to read and understand the information.

### This Program may result in freelance or self-employment.

- The work available to graduates of this program is usually for freelance or self-employment.
- This type of work may not be consistent.
- The period of employment can range from one day to weeks to several months.
- Hours worked in a day or week may be more or less than the traditional 8 hours work day or 40-hour work week.
- You can expect to spend unpaid time expanding your networks, advertising, promoting your services, or honing your skills.
- Once graduates being to work freelance or are self-employed, they will be asked to provide documentation that they are employed as such so that they may be counted as placed for our job placement records.
- Students initialing this disclosure understand that either a majority or all of this school's graduates are employed in this manner and understand what comprises this work style.

Student's Initials: \_\_\_\_\_ Date: \_\_\_\_\_

Initial only after you have had sufficient time to read and understand the information.



**License Examination Passage Rates – This program does not lead to licensing examinations**

**Salary and Wage Information (includes data for the two calendar years prior to reporting)**

Annual salary and wages reported for graduates employed in the field.

Calendar Year	Graduates Available for Employment	Graduates Employed in the Field	\$0 - \$5000	\$25,001 - \$30,000	\$40,001 - \$45,000	\$45,001 - \$50,000	No Salary Information Reported
2018	0	0	0	0	0	0	0
2019	20	4	4	0	0	0	0

A list of sources used to substantiate salary disclosures is available from the school. Please contact the Compliance Office.

**Student’s Initials: \_\_\_\_\_ Date: \_\_\_\_\_**

**Initial only after you have had sufficient time to read and understand the information.**

**COST OF EDUCATIONAL PROGRAM**

Total charges for the program for students completing on-time in 2018: \$67,924; 2019: \$70,231. Additional charges may be incurred if the program is not completed on-time.

**Student’s Initials: \_\_\_\_\_ Date: \_\_\_\_\_**

**Initial only after you have had sufficient time to read and understand the information.**

# NEW YORK FILM ACADEMY

COLLEGE OF VISUAL AND PERFORMING ARTS

## FEDERAL STUDENT LOAN DEBT

Calendar Year	Most recent three year cohort default rate, as reported by the United States Department of Education.*	The percentage of enrolled students receiving federal student loans to pay for this program.	The average amount of federal student loan debt of graduates who took out federal student loans at this institution.	The percentage of graduates who took out federal student loans to pay for this Education Program.
2018	1.8%	37%	\$12,347.20	29%
2019	2.5%	41%	\$15,193	33%

\*The percentage of students who defaulted on their federal student loans is called the Cohort Default Rate (CDR). It shows the percentage of this school's students who were more than 270 days (9 months) behind on their federal student loans within three years of when the first payment was due. This is the most recent CDR reported by the U.S. Department of Education.

**Student's Initials:** \_\_\_\_\_ **Date:** \_\_\_\_\_

**Initial only after you have had sufficient time to read and understand the information.**

This fact sheet is filed with the Bureau for Private Postsecondary Education. Regardless of any information you may have relating to the completion rates, starting salaries, or license exam passage rates, this fact sheet contains the information as calculated pursuant to state law.

Any questions a student may have regarding this fact sheet that have not been satisfactorily answered by the institution may be directed to the Bureau for Private Postsecondary Education at 1747 N. Market Blvd, Suite 225, Sacramento, CA 95834, [www.bppe.ca.gov](http://www.bppe.ca.gov), toll-free telephone number (888) 370-7589 or by fax (916) 263-1897.

\_\_\_\_\_  
**Student Name – Print**

\_\_\_\_\_  
**Student Signature**

\_\_\_\_\_  
**School Official**

\_\_\_\_\_  
**Date**

\_\_\_\_\_  
**Date**

## DEFINITIONS

- “Number of Students Who Began the Program” means the number of students who began a program who were scheduled to complete the program within 100% of the published program length within the reporting calendar year and excludes all students who cancelled during the cancellation period.
- “Students Available for Graduation” is the number of students who began the program minus the number of students who have died, been incarcerated, or been called to active military duty.
- “Number of On-time Graduates” is the number of students who completed the program within 100% of the published program length within the reporting calendar year.
- “On-time Completion Rate” is the number of on-time graduates divided by the number of students available for graduation.
- “150% Graduates” is the number of students who completed the program within 150% of the program length (includes on-time graduates).
- “150% Completion Rate” is the number of students who completed the program in the reported calendar year within 150% of the published program length, including on-time graduates, divided by the number of students available for graduation.
- “Graduates Available for Employment” means the number of graduates minus the number of graduates unavailable for employment.
- “Graduates Unavailable for Employment” means the graduates who, after graduation, die, become incarcerated, are called to active military duty, are international students that leave the United States or do not have a visa allowing employment in the United States, or are continuing their education in an accredited or bureau-approved postsecondary institution.
- “Graduates Employed in the Field” means graduates who beginning within six months after a student completes the applicable educational program are gainfully employed, whose employment has been reported, and for whom the institution has documented verification of employment. For occupations for which the state requires passing an examination, the six months period begins after the announcement of the examination results for the first examination available after a student completes an applicable educational program.
- “Placement Rate Employed in the Field” is calculated by dividing the number of graduates gainfully employed in the field by the number of graduates available for employment.
- “Number of Graduates Taking Exam” is the number of graduates who took the first available exam in the reported calendar year.

# NEW YORK FILM ACADEMY

COLLEGE OF VISUAL AND PERFORMING ARTS

- “First Available Exam Date” is the date for the first available exam after a student completed a program.
- “Passage Rate” is calculated by dividing the number of graduates who passed the exam by the number of graduates who took the reported licensing exam.
- “Number Who Passed First Available Exam” is the number of graduates who took and passed the first available licensing exam after completing the program.
- “Salary” is as reported by graduate or graduate’s employer.
- “No Salary Information Reported” is the number of graduates for whom, after making reasonable attempts, the school was not able to obtain salary information.

# NEW YORK FILM ACADEMY

COLLEGE OF VISUAL AND PERFORMING ARTS

## STUDENT'S RIGHT TO CANCEL

The student has a right to cancel this enrollment agreement and obtain a refund. A notice of cancellation or withdrawal must be made in writing. The written request must include the following information: specific timeframes, such as the date the course started and the date of cancellation or withdrawal. Notice of Withdrawal forms are available in the Office of the Registrar. Any student who intends to cancel or withdraw must submit a signed and dated copy of the Notice of Withdrawal Form, or any other form of written notice that includes the required information to:

New York Film Academy  
3300 W. Riverside Dr.  
Burbank, CA 91505

## REFUND INFORMATION:

The New York Film Academy will refund 100% of the amount paid for institutional charges, less an administrative processing fee of \$100.00 if notice of cancellation is made through attendance at the first class session, or the seventh class day after enrollment, whichever is later.

Notice of cancellation or withdrawal must be made no later than \_\_\_\_\_.

After the 100% refund period described above, a student may withdraw from a course after instruction has started and receive a pro rata refund (less a non-refundable administrative processing fee of \$100.00) for the unused portion of the tuition and other refundable charges, if the student has completed 60% or less of the term's instruction.

The amount of the refund is calculated based on the student's withdrawal date. Transfer credits will be awarded with a deduction in overall tuition based on a per credit unit cost. Refunds are disbursed within 30 days of the official withdrawal from the school. The withdrawal is dated on the day that the student gave written notice to the school.

# NEW YORK FILM ACADEMY

COLLEGE OF VISUAL AND PERFORMING ARTS

## SCHOOL PERFORMANCE FACT SHEET

### CALENDAR YEARS 2018 & 2019

#### Associate of Fine Arts in Filmmaking – 2 Years

#### On-time Completion Rates (Graduation Rates)

Include data for the two calendar years prior to reporting

Calendar Year	Number of Student Who Began the Program	Students Available for Graduation	Number of On-time Graduates	On-time Completion Rates
<b>2018</b>	15	15	8	53%
<b>2019</b>	13	13	7	54%

Student's Initials: \_\_\_\_\_ Date: \_\_\_\_\_

Initial only after you have had sufficient time to read and understand the information.

#### Students Completing with 150% of Published Program Length

Calendar Year	Number of Student Who Began the Program	Students Available for Graduation	150% Graduates	150% Completion Rates
<b>2018</b>	0	0	0	0
<b>2019</b>	0	0	0	0

\*Included only if program is more than one year in length

Student's Initials: \_\_\_\_\_ Date: \_\_\_\_\_

Initial only after you have had sufficient time to read and understand the information.



# NEW YORK FILM ACADEMY

COLLEGE OF VISUAL AND PERFORMING ARTS

## Job Placement Rates (includes data for the two calendar years prior to reporting)

Calendar Year	Number of Students Who Began the Program	Number of Graduates	Graduates Available for Employment	Graduates Employed in the Field	Placement Rate % Employment in the Field
2018	15	8	7	4	57%
2019	13	7	6	4	67%

You may obtain from the institution a list of the employment positions determined to be in the field for which a student received education and training. Please contact the Compliance Office.

## Gainful Employment Categories (includes data for the two calendar years prior to reporting)

### Part Time vs. Full -Time Employment

Calendar Year	Graduates Employed in the Field 20 to 29 hours per week	Graduates Employed in the Field at least 30 hours per week	Total Graduates Employed in the field
2018	0	1	4
2019	0	1	4

### Single Position vs. Concurrent Aggregated Positions

Calendar Year	Graduates Employed in the Field in a single position	Graduates Employed in the Field concurrent aggregated positions	Total Graduates Employed in the field
2018	0	0	4
2019	1	0	4

# NEW YORK FILM ACADEMY

COLLEGE OF VISUAL AND PERFORMING ARTS

## Self-Employed/Freelance Positions

Calendar Year	Graduates Employed who are self-employed or working freelance	Total Graduates Employed in the field
2018	3	4
2019	3	4

## Institutional Employment

Calendar Year	Graduates Employed in the field who are Employed by the Institution, an Employer Owned by the Institution, or an Employer who shares Ownership with the institution.	Total Graduates Employed in the field
2018	0	4
2019	0	4

Student's Initials: \_\_\_\_\_ Date: \_\_\_\_\_

Initial only after you have had sufficient time to read and understand the information.

### This Program may result in freelance or self-employment.

- The work available to graduates of this program is usually for freelance or self-employment.
- This type of work may not be consistent.
- The period of employment can range from one day to weeks to several months.
- Hours worked in a day or week may be more or less than the traditional 8 hours work day or 40-hour work week.
- You can expect to spend unpaid time expanding your networks, advertising, promoting your services, or honing your skills.
- Once graduates being to work freelance or are self-employed, they will be asked to provide documentation that they are employed as such so that they may be counted as placed for our job placement records.
- Students initialing this disclosure understand that either a majority or all of this school's graduates are employed in this manner and understand what comprises this work style.

Student's Initials: \_\_\_\_\_ Date: \_\_\_\_\_

Initial only after you have had sufficient time to read and understand the information.



**License Examination Passage Rates – This program does not lead to licensing examinations**

**Salary and Wage Information (includes data for the two calendar years prior to reporting)**

Annual salary and wages reported for graduates employed in the field.

Calendar Year	Graduates Available for Employment	Graduates Employed in the Field	\$0	\$20,001	\$25,001	\$40,001	\$45,001	No Salary Information Reported
			- \$5,000	- \$25,000	- \$30,000	- \$45,000	- \$50,000	
2018	7	4	3	0	0	0	1	0
2019	6	4	3	1	0	0	0	0

A list of sources used to substantiate salary disclosures is available from the school. Please contact the Compliance Office.

Student’s Initials: \_\_\_\_\_ Date: \_\_\_\_\_

Initial only after you have had sufficient time to read and understand the information.

**COST OF EDUCATIONAL PROGRAM**

Total charges for the program for students completing on-time in 2018: \$91,320; 2019: \$94,422. Additional charges may be incurred if the program is not completed on-time.

Student’s Initials: \_\_\_\_\_ Date: \_\_\_\_\_

Initial only after you have had sufficient time to read and understand the information.

# NEW YORK FILM ACADEMY

COLLEGE OF VISUAL AND PERFORMING ARTS

## FEDERAL STUDENT LOAN DEBT

Calendar Year	Most recent three year cohort default rate, as reported by the United States Department of Education.*	The percentage of enrolled students receiving federal student loans to pay for this program.	The average amount of federal student loan debt of graduates who took out federal student loans at this institution.	The percentage of graduates who took out federal student loans to pay for this Education Program.
2018	1.8%	32%	\$25,974.67	25%
2019	2.5%	26%	\$23,097.60	36%

\*The percentage of students who defaulted on their federal student loans is called the Cohort Default Rate (CDR). It shows the percentage of this school's students who were more than 270 days (9 months) behind on their federal student loans within three years of when the first payment was due. This is the most recent CDR reported by the U.S. Department of Education.

**Student's Initials:** \_\_\_\_\_ **Date:** \_\_\_\_\_

**Initial only after you have had sufficient time to read and understand the information.**

This fact sheet is filed with the Bureau for Private Postsecondary Education. Regardless of any information you may have relating to the completion rates, starting salaries, or license exam passage rates, this fact sheet contains the information as calculated pursuant to state law.

Any questions a student may have regarding this fact sheet that have not been satisfactorily answered by the institution may be directed to the Bureau for Private Postsecondary Education at 1747 N. Market Blvd, Suite 225, Sacramento, CA 95834, [www.bppe.ca.gov](http://www.bppe.ca.gov), toll-free telephone number (888) 370-7589 or by fax (916) 263-1897.

\_\_\_\_\_  
**Student Name – Print**

\_\_\_\_\_  
**Student Signature**

\_\_\_\_\_  
**Date**

\_\_\_\_\_  
**School Official**

\_\_\_\_\_  
**Date**

## DEFINITIONS

- “Number of Students Who Began the Program” means the number of students who began a program who were scheduled to complete the program within 100% of the published program length within the reporting calendar year and excludes all students who cancelled during the cancellation period.
- “Students Available for Graduation” is the number of students who began the program minus the number of students who have died, been incarcerated, or been called to active military duty.
- “Number of On-time Graduates” is the number of students who completed the program within 100% of the published program length within the reporting calendar year.
- “On-time Completion Rate” is the number of on-time graduates divided by the number of students available for graduation.
- “150% Graduates” is the number of students who completed the program within 150% of the program length (includes on-time graduates).
- “150% Completion Rate” is the number of students who completed the program in the reported calendar year within 150% of the published program length, including on-time graduates, divided by the number of students available for graduation.
- “Graduates Available for Employment” means the number of graduates minus the number of graduates unavailable for employment.
- “Graduates Unavailable for Employment” means the graduates who, after graduation, die, become incarcerated, are called to active military duty, are international students that leave the United States or do not have a visa allowing employment in the United States, or are continuing their education in an accredited or bureau-approved postsecondary institution.
- “Graduates Employed in the Field” means graduates who beginning within six months after a student completes the applicable educational program are gainfully employed, whose employment has been reported, and for whom the institution has documented verification of employment. For occupations for which the state requires passing an examination, the six months period begins after the announcement of the examination results for the first examination available after a student completes an applicable educational program.
- “Placement Rate Employed in the Field” is calculated by dividing the number of graduates gainfully employed in the field by the number of graduates available for employment.
- “Number of Graduates Taking Exam” is the number of graduates who took the first available exam in the reported calendar year.

# NEW YORK FILM ACADEMY

COLLEGE OF VISUAL AND PERFORMING ARTS

- “First Available Exam Date” is the date for the first available exam after a student completed a program.
- “Passage Rate” is calculated by dividing the number of graduates who passed the exam by the number of graduates who took the reported licensing exam.
- “Number Who Passed First Available Exam” is the number of graduates who took and passed the first available licensing exam after completing the program.
- “Salary” is as reported by graduate or graduate’s employer.
- “No Salary Information Reported” is the number of graduates for whom, after making reasonable attempts, the school was not able to obtain salary information.

# NEW YORK FILM ACADEMY

COLLEGE OF VISUAL AND PERFORMING ARTS

## STUDENT'S RIGHT TO CANCEL

The student has a right to cancel this enrollment agreement and obtain a refund. A notice of cancellation or withdrawal must be made in writing. The written request must include the following information: specific timeframes, such as the date the course started and the date of cancellation or withdrawal. Notice of Withdrawal forms are available in the Office of the Registrar. Any student who intends to cancel or withdraw must submit a signed and dated copy of the Notice of Withdrawal Form, or any other form of written notice that includes the required information to:

New York Film Academy  
3300 W. Riverside Dr.  
Burbank, CA 91505

## REFUND INFORMATION:

The New York Film Academy will refund 100% of the amount paid for institutional charges, less an administrative processing fee of \$100.00 if notice of cancellation is made through attendance at the first class session, or the seventh class day after enrollment, whichever is later.

Notice of cancellation or withdrawal must be made no later than \_\_\_\_\_.

After the 100% refund period described above, a student may withdraw from a course after instruction has started and receive a pro rata refund (less a non-refundable administrative processing fee of \$100.00) for the unused portion of the tuition and other refundable charges, if the student has completed 60% or less of the term's instruction.

The amount of the refund is calculated based on the student's withdrawal date. Transfer credits will be awarded with a deduction in overall tuition based on a per credit unit cost. Refunds are disbursed within 30 days of the official withdrawal from the school. The withdrawal is dated on the day that the student gave written notice to the school.

# NEW YORK FILM ACADEMY

COLLEGE OF VISUAL AND PERFORMING ARTS

## SCHOOL PERFORMANCE FACT SHEET

### CALENDAR YEARS 2018 & 2019

#### Associate of Fine Arts in Game Design – 2 Years

#### On-time Completion Rates (Graduation Rates)

Include data for the two calendar years prior to reporting

Calendar Year	Number of Student Who Began the Program	Students Available for Graduation	Number of On-time Graduates	On-time Completion Rates
<b>2018</b>	0	0	0	0%
<b>2019</b>	2	2	1	50%

Student's Initials: \_\_\_\_\_ Date: \_\_\_\_\_

Initial only after you have had sufficient time to read and understand the information.

#### Students Completing with 150% of Published Program Length

Calendar Year	Number of Student Who Began the Program	Students Available for Graduation	150% Graduates	150% Completion Rates
<b>2018</b>	0	0	0	0
<b>2019</b>	0	0	0	0

\*Included only if program is more than one year in length

Student's Initials: \_\_\_\_\_ Date: \_\_\_\_\_

Initial only after you have had sufficient time to read and understand the information.



# NEW YORK FILM ACADEMY

COLLEGE OF VISUAL AND PERFORMING ARTS

## Job Placement Rates (includes data for the two calendar years prior to reporting)

Calendar Year	Number of Students Who Began the Program	Number of Graduates	Graduates Available for Employment	Graduates Employed in the Field	Placement Rate % Employment in the Field
2018	0	0	0	0	0%
2019	2	1	1	0	0%

You may obtain from the institution a list of the employment positions determined to be in the field for which a student received education and training. Please contact the Compliance Office.

## Gainful Employment Categories (includes data for the two calendar years prior to reporting)

### Part Time vs. Full -Time Employment

Calendar Year	Graduates Employed in the Field 20 to 29 hours per week	Graduates Employed in the Field at least 30 hours per week	Total Graduates Employed in the field
2018	0	0	0
2019	0	0	0

### Single Position vs. Concurrent Aggregated Positions

Calendar Year	Graduates Employed in the Field in a single position	Graduates Employed in the Field concurrent aggregated positions	Total Graduates Employed in the field
2018	0	0	0
2019	0	0	0

# NEW YORK FILM ACADEMY

COLLEGE OF VISUAL AND PERFORMING ARTS

## Self-Employed/Freelance Positions

Calendar Year	Graduates Employed who are self-employed or working freelance	Total Graduates Employed in the field
2018	0	0
2019	0	0

## Institutional Employment

Calendar Year	Graduates Employed in the field who are Employed by the Institution, an Employer Owned by the Institution, or an Employer who shares Ownership with the institution.	Total Graduates Employed in the field
2018	0	0
2019	0	0

Student's Initials: \_\_\_\_\_ Date: \_\_\_\_\_

Initial only after you have had sufficient time to read and understand the information.

### This Program may result in freelance or self-employment.

- The work available to graduates of this program is usually for freelance or self-employment.
- This type of work may not be consistent.
- The period of employment can range from one day to weeks to several months.
- Hours worked in a day or week may be more or less than the traditional 8 hours work day or 40-hour work week.
- You can expect to spend unpaid time expanding your networks, advertising, promoting your services, or honing your skills.
- Once graduates being to work freelance or are self-employed, they will be asked to provide documentation that they are employed as such so that they may be counted as placed for our job placement records.
- Students initialing this disclosure understand that either a majority or all of this school's graduates are employed in this manner and understand what comprises this work style.

Student's Initials: \_\_\_\_\_ Date: \_\_\_\_\_

Initial only after you have had sufficient time to read and understand the information.



**License Examination Passage Rates – This program does not lead to licensing examinations**

**Salary and Wage Information (includes data for the two calendar years prior to reporting)**

Annual salary and wages reported for graduates employed in the field.

Calendar Year	Graduates Available for Employment	Graduates Employed in the Field	\$10,001	\$20,001	\$40,001	\$45,001	No Salary Information Reported
			- \$15,000	- \$25,000	- \$45,000	- \$50,000	
2018	0	0	0	0	0	0	0
2019	0	0	0	0	0	0	0

A list of sources used to substantiate salary disclosures is available from the school. Please contact the Compliance Office.

Student’s Initials: \_\_\_\_\_ Date: \_\_\_\_\_

Initial only after you have had sufficient time to read and understand the information.

**COST OF EDUCATIONAL PROGRAM**

Total charges for the program for students completing on-time in 2018: \$69,009; 2019: \$71,352. Additional charges may be incurred if the program is not completed on-time.

Student’s Initials: \_\_\_\_\_ Date: \_\_\_\_\_

Initial only after you have had sufficient time to read and understand the information.

# NEW YORK FILM ACADEMY

COLLEGE OF VISUAL AND PERFORMING ARTS

## FEDERAL STUDENT LOAN DEBT

Calendar Year	Most recent three year cohort default rate, as reported by the United States Department of Education.*	The percentage of enrolled students receiving federal student loans to pay for this program.	The average amount of federal student loan debt of graduates who took out federal student loans at this institution.	The percentage of graduates who took out federal student loans to pay for this Education Program.
2018	1.8%	100%	\$0	0%
2019	2.5%	67%	\$11,878.00	100%

\*The percentage of students who defaulted on their federal student loans is called the Cohort Default Rate (CDR). It shows the percentage of this school's students who were more than 270 days (9 months) behind on their federal student loans within three years of when the first payment was due. This is the most recent CDR reported by the U.S. Department of Education.

**Student's Initials:** \_\_\_\_\_ **Date:** \_\_\_\_\_

**Initial only after you have had sufficient time to read and understand the information.**

This fact sheet is filed with the Bureau for Private Postsecondary Education. Regardless of any information you may have relating to the completion rates, starting salaries, or license exam passage rates, this fact sheet contains the information as calculated pursuant to state law.

Any questions a student may have regarding this fact sheet that have not been satisfactorily answered by the institution may be directed to the Bureau for Private Postsecondary Education at 1747 N. Market Blvd, Suite 225, Sacramento, CA 95834, [www.bppe.ca.gov](http://www.bppe.ca.gov), toll-free telephone number (888) 370-7589 or by fax (916) 263-1897.

\_\_\_\_\_  
**Student Name – Print**

\_\_\_\_\_  
**Student Signature**

\_\_\_\_\_  
**Date**

\_\_\_\_\_  
**School Official**

\_\_\_\_\_  
**Date**

## DEFINITIONS

- “Number of Students Who Began the Program” means the number of students who began a program who were scheduled to complete the program within 100% of the published program length within the reporting calendar year and excludes all students who cancelled during the cancellation period.
- “Students Available for Graduation” is the number of students who began the program minus the number of students who have died, been incarcerated, or been called to active military duty.
- “Number of On-time Graduates” is the number of students who completed the program within 100% of the published program length within the reporting calendar year.
- “On-time Completion Rate” is the number of on-time graduates divided by the number of students available for graduation.
- “150% Graduates” is the number of students who completed the program within 150% of the program length (includes on-time graduates).
- “150% Completion Rate” is the number of students who completed the program in the reported calendar year within 150% of the published program length, including on-time graduates, divided by the number of students available for graduation.
- “Graduates Available for Employment” means the number of graduates minus the number of graduates unavailable for employment.
- “Graduates Unavailable for Employment” means the graduates who, after graduation, die, become incarcerated, are called to active military duty, are international students that leave the United States or do not have a visa allowing employment in the United States, or are continuing their education in an accredited or bureau-approved postsecondary institution.
- “Graduates Employed in the Field” means graduates who beginning within six months after a student completes the applicable educational program are gainfully employed, whose employment has been reported, and for whom the institution has documented verification of employment. For occupations for which the state requires passing an examination, the six months period begins after the announcement of the examination results for the first examination available after a student completes an applicable educational program.
- “Placement Rate Employed in the Field” is calculated by dividing the number of graduates gainfully employed in the field by the number of graduates available for employment.
- “Number of Graduates Taking Exam” is the number of graduates who took the first available exam in the reported calendar year.

# NEW YORK FILM ACADEMY

COLLEGE OF VISUAL AND PERFORMING ARTS

- “First Available Exam Date” is the date for the first available exam after a student completed a program.
- “Passage Rate” is calculated by dividing the number of graduates who passed the exam by the number of graduates who took the reported licensing exam.
- “Number Who Passed First Available Exam” is the number of graduates who took and passed the first available licensing exam after completing the program.
- “Salary” is as reported by graduate or graduate’s employer.
- “No Salary Information Reported” is the number of graduates for whom, after making reasonable attempts, the school was not able to obtain salary information.

# NEW YORK FILM ACADEMY

COLLEGE OF VISUAL AND PERFORMING ARTS

## STUDENT'S RIGHT TO CANCEL

The student has a right to cancel this enrollment agreement and obtain a refund. A notice of cancellation or withdrawal must be made in writing. The written request must include the following information: specific timeframes, such as the date the course started and the date of cancellation or withdrawal. Notice of Withdrawal forms are available in the Office of the Registrar. Any student who intends to cancel or withdraw must submit a signed and dated copy of the Notice of Withdrawal Form, or any other form of written notice that includes the required information to:

New York Film Academy  
3300 W. Riverside Dr.  
Burbank, CA 91505

## REFUND INFORMATION:

The New York Film Academy will refund 100% of the amount paid for institutional charges, less an administrative processing fee of \$100.00 if notice of cancellation is made through attendance at the first class session, or the seventh class day after enrollment, whichever is later.

Notice of cancellation or withdrawal must be made no later than \_\_\_\_\_.

After the 100% refund period described above, a student may withdraw from a course after instruction has started and receive a pro rata refund (less a non-refundable administrative processing fee of \$100.00) for the unused portion of the tuition and other refundable charges, if the student has completed 60% or less of the term's instruction.

The amount of the refund is calculated based on the student's withdrawal date. Transfer credits will be awarded with a deduction in overall tuition based on a per credit unit cost. Refunds are disbursed within 30 days of the official withdrawal from the school. The withdrawal is dated on the day that the student gave written notice to the school.

# NEW YORK FILM ACADEMY

COLLEGE OF VISUAL AND PERFORMING ARTS

## SCHOOL PERFORMANCE FACT SHEET

**CALENDAR YEARS 2018 & 2019**

**Associate of Fine Arts in Producing – 2 years**

### On-time Completion Rates (Graduation Rates)

Include data for the two calendar years prior to reporting

Calendar Year	Number of Student Who Began the Program	Students Available for Graduation	Number of On-time Graduates	On-time Completion Rates
<b>2018</b>	0	0	0	0
<b>2019</b>	0	0	0	0

Student's Initials: \_\_\_\_\_ Date: \_\_\_\_\_

Initial only after you have had sufficient time to read and understand the information.

### Students Completing with 150% of Published Program Length

Calendar Year	Number of Student Who Began the Program	Students Available for Graduation	150% Graduates	150% Completion Rates
<b>2018</b>	0	0	0	0
<b>2019</b>	0	0	0	0

\*Included only if program is more than one year in length

Student's Initials: \_\_\_\_\_ Date: \_\_\_\_\_

Initial only after you have had sufficient time to read and understand the information.



# NEW YORK FILM ACADEMY

COLLEGE OF VISUAL AND PERFORMING ARTS

## Job Placement Rates (includes data for the two calendar years prior to reporting)

Calendar Year	Number of Students Who Began the Program	Number of Graduates	Graduates Available for Employment	Graduates Employed in the Field	Placement Rate % Employment in the Field
2018	0	0	0	0	0
2019	0	0	0	0	0

You may obtain from the institution a list of the employment positions determined to be in the field for which a student received education and training. Please contact the Compliance Office.

## Gainful Employment Categories (includes data for the two calendar years prior to reporting)

### Part Time vs. Full -Time Employment

Calendar Year	Graduates Employed in the Field 20 to 29 hours per week	Graduates Employed in the Field at least 30 hours per week	Total Graduates Employed in the field
2018	0	0	0
2019	0	0	0

### Single Position vs. Concurrent Aggregated Positions

Calendar Year	Graduates Employed in the Field in a single position	Graduates Employed in the Field concurrent aggregated positions	Total Graduates Employed in the field
2018	0	0	0
2019	0	0	0

# NEW YORK FILM ACADEMY

COLLEGE OF VISUAL AND PERFORMING ARTS

## Self-Employed/Freelance Positions

Calendar Year	Graduates Employed who are self-employed or working freelance	Total Graduates Employed in the field
2018	0	0
2019	0	0

## Institutional Employment

Calendar Year	Graduates Employed in the field who are Employed by the Institution, an Employer Owned by the Institution, or an Employer who shares Ownership with the institution.	Total Graduates Employed in the field
2018	0	0
2019	0	0

Student's Initials: \_\_\_\_\_ Date: \_\_\_\_\_

Initial only after you have had sufficient time to read and understand the information.

### This Program may result in freelance or self-employment.

- The work available to graduates of this program is usually for freelance or self-employment.
- This type of work may not be consistent.
- The period of employment can range from one day to weeks to several months.
- Hours worked in a day or week may be more or less than the traditional 8 hours work day or 40-hour work week.
- You can expect to spend unpaid time expanding your networks, advertising, promoting your services, or honing your skills.
- Once graduates being to work freelance or are self-employed, they will be asked to provide documentation that they are employed as such so that they may be counted as placed for our job placement records.
- Students initialing this disclosure understand that either a majority or all of this school's graduates are employed in this manner and understand what comprises this work style.

Student's Initials: \_\_\_\_\_ Date: \_\_\_\_\_

Initial only after you have had sufficient time to read and understand the information.



**License Examination Passage Rates – This program does not lead to licensing examinations**

**Salary and Wage Information (includes data for the two calendar years prior to reporting)**

Annual salary and wages reported for graduates employed in the field.

Calendar Year	Graduates Available for Employment	Graduates Employed in the Field	\$25,001	\$35,001	\$40,001	\$45,001	No Salary Information Reported
			- \$30,000	- \$40,000	- \$45,000	- \$50,000	
2018	0	0	0	0	0	0	0
2019	0	0	0	0	0	0	0

A list of sources used to substantiate salary disclosures is available from the school. Please contact the Compliance Office.

Student’s Initials: \_\_\_\_\_ Date: \_\_\_\_\_

Initial only after you have had sufficient time to read and understand the information.

**COST OF EDUCATIONAL PROGRAM**

Total charges for the program for students completing on-time in 2018: \$86,254; 2019: \$89,183. Additional charges may be incurred if the program is not completed on-time.

Student’s Initials: \_\_\_\_\_ Date: \_\_\_\_\_

Initial only after you have had sufficient time to read and understand the information.

# NEW YORK FILM ACADEMY

COLLEGE OF VISUAL AND PERFORMING ARTS

## FEDERAL STUDENT LOAN DEBT

Calendar Year	Most recent three year cohort default rate, as reported by the United States Department of Education.*	The percentage of enrolled students receiving federal student loans to pay for this program.	The average amount of federal student loan debt of graduates who took out federal student loans at this institution.	The percentage of graduates who took out federal student loans to pay for this Education Program.
2018	1.8%	0%	\$0	0%
2019	2.5%	0%	\$0	0%

\*The percentage of students who defaulted on their federal student loans is called the Cohort Default Rate (CDR). It shows the percentage of this school's students who were more than 270 days (9 months) behind on their federal student loans within three years of when the first payment was due. This is the most recent CDR reported by the U.S. Department of Education.

**Student's Initials:** \_\_\_\_\_ **Date:** \_\_\_\_\_

**Initial only after you have had sufficient time to read and understand the information.**

This fact sheet is filed with the Bureau for Private Postsecondary Education. Regardless of any information you may have relating to the completion rates, starting salaries, or license exam passage rates, this fact sheet contains the information as calculated pursuant to state law.

Any questions a student may have regarding this fact sheet that have not been satisfactorily answered by the institution may be directed to the Bureau for Private Postsecondary Education at 1747 N. Market Blvd, Suite 225, Sacramento, CA 95834, [www.bppe.ca.gov](http://www.bppe.ca.gov), toll-free telephone number (888) 370-7589 or by fax (916) 263-1897.

\_\_\_\_\_  
**Student Name – Print**

\_\_\_\_\_  
**Student Signature**

\_\_\_\_\_  
**Date**

\_\_\_\_\_  
**School Official**

\_\_\_\_\_  
**Date**

## DEFINITIONS

- “Number of Students Who Began the Program” means the number of students who began a program who were scheduled to complete the program within 100% of the published program length within the reporting calendar year and excludes all students who cancelled during the cancellation period.
- “Students Available for Graduation” is the number of students who began the program minus the number of students who have died, been incarcerated, or been called to active military duty.
- “Number of On-time Graduates” is the number of students who completed the program within 100% of the published program length within the reporting calendar year.
- “On-time Completion Rate” is the number of on-time graduates divided by the number of students available for graduation.
- “150% Graduates” is the number of students who completed the program within 150% of the program length (includes on-time graduates).
- “150% Completion Rate” is the number of students who completed the program in the reported calendar year within 150% of the published program length, including on-time graduates, divided by the number of students available for graduation.
- “Graduates Available for Employment” means the number of graduates minus the number of graduates unavailable for employment.
- “Graduates Unavailable for Employment” means the graduates who, after graduation, die, become incarcerated, are called to active military duty, are international students that leave the United States or do not have a visa allowing employment in the United States, or are continuing their education in an accredited or bureau-approved postsecondary institution.
- “Graduates Employed in the Field” means graduates who beginning within six months after a student completes the applicable educational program are gainfully employed, whose employment has been reported, and for whom the institution has documented verification of employment. For occupations for which the state requires passing an examination, the six months period begins after the announcement of the examination results for the first examination available after a student completes an applicable educational program.
- “Placement Rate Employed in the Field” is calculated by dividing the number of graduates gainfully employed in the field by the number of graduates available for employment.
- “Number of Graduates Taking Exam” is the number of graduates who took the first available exam in the reported calendar year.

# NEW YORK FILM ACADEMY

COLLEGE OF VISUAL AND PERFORMING ARTS

- “First Available Exam Date” is the date for the first available exam after a student completed a program.
- “Passage Rate” is calculated by dividing the number of graduates who passed the exam by the number of graduates who took the reported licensing exam.
- “Number Who Passed First Available Exam” is the number of graduates who took and passed the first available licensing exam after completing the program.
- “Salary” is as reported by graduate or graduate’s employer.
- “No Salary Information Reported” is the number of graduates for whom, after making reasonable attempts, the school was not able to obtain salary information.



## **STUDENT'S RIGHT TO CANCEL**

The student has a right to cancel this enrollment agreement and obtain a refund. A notice of cancellation or withdrawal must be made in writing. The written request must include the following information: specific timeframes, such as the date the course started and the date of cancellation or withdrawal. Notice of Withdrawal forms are available in the Office of the Registrar. Any student who intends to cancel or withdraw must submit a signed and dated copy of the Notice of Withdrawal Form, or any other form of written notice that includes the required information to:

New York Film Academy  
3300 W. Riverside Dr.  
Burbank, CA 91505

## **REFUND INFORMATION:**

The New York Film Academy will refund 100% of the amount paid for institutional charges, less an administrative processing fee of \$100.00 if notice of cancellation is made through attendance at the first class session, or the seventh class day after enrollment, whichever is later.

Notice of cancellation or withdrawal must be made no later than \_\_\_\_\_.

After the 100% refund period described above, a student may withdraw from a course after instruction has started and receive a pro rata refund (less a non-refundable administrative processing fee of \$100.00) for the unused portion of the tuition and other refundable charges, if the student has completed 60% or less of the term's instruction.

The amount of the refund is calculated based on the student's withdrawal date. Transfer credits will be awarded with a deduction in overall tuition based on a per credit unit cost. Refunds are disbursed within 30 days of the official withdrawal from the school. The withdrawal is dated on the day that the student gave written notice to the school.

# NEW YORK FILM ACADEMY

COLLEGE OF VISUAL AND PERFORMING ARTS

## SCHOOL PERFORMANCE FACT SHEET

### CALENDAR YEARS 2018 & 2019

#### Associate of Fine Arts in Screenwriting – 2 Years

#### On-time Completion Rates (Graduation Rates)

Include data for the two calendar years prior to reporting

Calendar Year	Number of Student Who Began the Program	Students Available for Graduation	Number of On-time Graduates	On-time Completion Rates
<b>2018</b>	1	1	0	0%
<b>2019</b>	2	2	2	100%

Student's Initials: \_\_\_\_\_ Date: \_\_\_\_\_

Initial only after you have had sufficient time to read and understand the information.

#### Students Completing with 150% of Published Program Length

Calendar Year	Number of Student Who Began the Program	Students Available for Graduation	150% Graduates	150% Completion Rates
<b>2018</b>	0	0	0	0
<b>2019</b>	0	0	0	0

\*Included only if program is more than one year in length

Student's Initials: \_\_\_\_\_ Date: \_\_\_\_\_

Initial only after you have had sufficient time to read and understand the information.



# NEW YORK FILM ACADEMY

COLLEGE OF VISUAL AND PERFORMING ARTS

## Job Placement Rates (includes data for the two calendar years prior to reporting)

Calendar Year	Number of Students Who Began the Program	Number of Graduates	Graduates Available for Employment	Graduates Employed in the Field	Placement Rate % Employment in the Field
2018	1	0	0	0	0%
2019	2	2	2	0	0%

You may obtain from the institution a list of the employment positions determined to be in the field for which a student received education and training. Please contact the Compliance Office.

## Gainful Employment Categories (includes data for the two calendar years prior to reporting)

### Part Time vs. Full -Time Employment

Calendar Year	Graduates Employed in the Field 20 to 29 hours per week	Graduates Employed in the Field at least 30 hours per week	Total Graduates Employed in the field
2018	0	0	0
2019	0	0	0

### Single Position vs. Concurrent Aggregated Positions

Calendar Year	Graduates Employed in the Field in a single position	Graduates Employed in the Field concurrent aggregated positions	Total Graduates Employed in the field
2018	0	0	0
2019	0	0	0

# NEW YORK FILM ACADEMY

COLLEGE OF VISUAL AND PERFORMING ARTS

## Self-Employed/Freelance Positions

Calendar Year	Graduates Employed who are self-employed or working freelance	Total Graduates Employed in the field
2018	0	0
2019	0	0

## Institutional Employment

Calendar Year	Graduates Employed in the field who are Employed by the Institution, an Employer Owned by the Institution, or an Employer who shares Ownership with the institution.	Total Graduates Employed in the field
2018	0	0
2019	0	0

Student's Initials: \_\_\_\_\_ Date: \_\_\_\_\_

Initial only after you have had sufficient time to read and understand the information.

### This Program may result in freelance or self-employment.

- The work available to graduates of this program is usually for freelance or self-employment.
- This type of work may not be consistent.
- The period of employment can range from one day to weeks to several months.
- Hours worked in a day or week may be more or less than the traditional 8 hours work day or 40-hour work week.
- You can expect to spend unpaid time expanding your networks, advertising, promoting your services, or honing your skills.
- Once graduates being to work freelance or are self-employed, they will be asked to provide documentation that they are employed as such so that they may be counted as placed for our job placement records.
- Students initialing this disclosure understand that either a majority or all of this school's graduates are employed in this manner and understand what comprises this work style.

Student's Initials: \_\_\_\_\_ Date: \_\_\_\_\_

Initial only after you have had sufficient time to read and understand the information.



**License Examination Passage Rates – This program does not lead to licensing examinations**

**Salary and Wage Information (includes data for the two calendar years prior to reporting)**

Annual salary and wages reported for graduates employed in the field.

Calendar Year	Graduates Available for Employment	Graduates Employed in the Field	\$25,001	\$35,001	\$40,001	\$45,001	No Salary Information Reported
			- \$30,000	- \$40,000	- \$45,000	- \$50,000	
2018	0	0	0	0	0	0	0
2019	0	0	0	0	0	0	0

A list of sources used to substantiate salary disclosures is available from the school. Please contact the Compliance Office.

Student’s Initials: \_\_\_\_\_ Date: \_\_\_\_\_

Initial only after you have had sufficient time to read and understand the information.

**COST OF EDUCATIONAL PROGRAM**

Total charges for the program for students completing on-time in 2018: \$60,380; 2019: \$62,430. Additional charges may be incurred if the program is not completed on-time.

Student’s Initials: \_\_\_\_\_ Date: \_\_\_\_\_

Initial only after you have had sufficient time to read and understand the information.

# NEW YORK FILM ACADEMY

COLLEGE OF VISUAL AND PERFORMING ARTS

## FEDERAL STUDENT LOAN DEBT

Calendar Year	Most recent three year cohort default rate, as reported by the United States Department of Education.*	The percentage of enrolled students receiving federal student loans to pay for this program.	The average amount of federal student loan debt of graduates who took out federal student loans at this institution.	The percentage of graduates who took out federal student loans to pay for this Education Program.
2018	1.8%	50%	\$19,792	50%
2019	2.5%	33%	\$40,500.00	25%

\*The percentage of students who defaulted on their federal student loans is called the Cohort Default Rate (CDR). It shows the percentage of this school's students who were more than 270 days (9 months) behind on their federal student loans within three years of when the first payment was due. This is the most recent CDR reported by the U.S. Department of Education.

**Student's Initials:** \_\_\_\_\_ **Date:** \_\_\_\_\_

**Initial only after you have had sufficient time to read and understand the information.**

This fact sheet is filed with the Bureau for Private Postsecondary Education. Regardless of any information you may have relating to the completion rates, starting salaries, or license exam passage rates, this fact sheet contains the information as calculated pursuant to state law.

Any questions a student may have regarding this fact sheet that have not been satisfactorily answered by the institution may be directed to the Bureau for Private Postsecondary Education at 1747 N. Market Blvd, Suite 225, Sacramento, CA 95834, [www.bppe.ca.gov](http://www.bppe.ca.gov), toll-free telephone number (888) 370-7589 or by fax (916) 263-1897.

\_\_\_\_\_  
**Student Name – Print**

\_\_\_\_\_  
**Student Signature**

\_\_\_\_\_  
**School Official**

\_\_\_\_\_  
**Date**

\_\_\_\_\_  
**Date**

## DEFINITIONS

- “Number of Students Who Began the Program” means the number of students who began a program who were scheduled to complete the program within 100% of the published program length within the reporting calendar year and excludes all students who cancelled during the cancellation period.
- “Students Available for Graduation” is the number of students who began the program minus the number of students who have died, been incarcerated, or been called to active military duty.
- “Number of On-time Graduates” is the number of students who completed the program within 100% of the published program length within the reporting calendar year.
- “On-time Completion Rate” is the number of on-time graduates divided by the number of students available for graduation.
- “150% Graduates” is the number of students who completed the program within 150% of the program length (includes on-time graduates).
- “150% Completion Rate” is the number of students who completed the program in the reported calendar year within 150% of the published program length, including on-time graduates, divided by the number of students available for graduation.
- “Graduates Available for Employment” means the number of graduates minus the number of graduates unavailable for employment.
- “Graduates Unavailable for Employment” means the graduates who, after graduation, die, become incarcerated, are called to active military duty, are international students that leave the United States or do not have a visa allowing employment in the United States, or are continuing their education in an accredited or bureau-approved postsecondary institution.
- “Graduates Employed in the Field” means graduates who beginning within six months after a student completes the applicable educational program are gainfully employed, whose employment has been reported, and for whom the institution has documented verification of employment. For occupations for which the state requires passing an examination, the six months period begins after the announcement of the examination results for the first examination available after a student completes an applicable educational program.
- “Placement Rate Employed in the Field” is calculated by dividing the number of graduates gainfully employed in the field by the number of graduates available for employment.
- “Number of Graduates Taking Exam” is the number of graduates who took the first available exam in the reported calendar year.

# NEW YORK FILM ACADEMY

COLLEGE OF VISUAL AND PERFORMING ARTS

- “First Available Exam Date” is the date for the first available exam after a student completed a program.
- “Passage Rate” is calculated by dividing the number of graduates who passed the exam by the number of graduates who took the reported licensing exam.
- “Number Who Passed First Available Exam” is the number of graduates who took and passed the first available licensing exam after completing the program.
- “Salary” is as reported by graduate or graduate’s employer.
- “No Salary Information Reported” is the number of graduates for whom, after making reasonable attempts, the school was not able to obtain salary information.

# NEW YORK FILM ACADEMY

COLLEGE OF VISUAL AND PERFORMING ARTS

## STUDENT'S RIGHT TO CANCEL

The student has a right to cancel this enrollment agreement and obtain a refund. A notice of cancellation or withdrawal must be made in writing. The written request must include the following information: specific timeframes, such as the date the course started and the date of cancellation or withdrawal. Notice of Withdrawal forms are available in the Office of the Registrar. Any student who intends to cancel or withdraw must submit a signed and dated copy of the Notice of Withdrawal Form, or any other form of written notice that includes the required information to:

New York Film Academy  
3300 W. Riverside Dr.  
Burbank, CA 91505

## REFUND INFORMATION:

The New York Film Academy will refund 100% of the amount paid for institutional charges, less an administrative processing fee of \$100.00 if notice of cancellation is made through attendance at the first class session, or the seventh class day after enrollment, whichever is later.

Notice of cancellation or withdrawal must be made no later than \_\_\_\_\_.

After the 100% refund period described above, a student may withdraw from a course after instruction has started and receive a pro rata refund (less a non-refundable administrative processing fee of \$100.00) for the unused portion of the tuition and other refundable charges, if the student has completed 60% or less of the term's instruction.

The amount of the refund is calculated based on the student's withdrawal date. Transfer credits will be awarded with a deduction in overall tuition based on a per credit unit cost. Refunds are disbursed within 30 days of the official withdrawal from the school. The withdrawal is dated on the day that the student gave written notice to the school.

# NEW YORK FILM ACADEMY

COLLEGE OF VISUAL AND PERFORMING ARTS

## SCHOOL PERFORMANCE FACT SHEET

### CALENDAR YEARS 2018 & 2019

#### Bachelor of Arts in Media Studies – 3 Years

#### On-time Completion Rates (Graduation Rates)

Include data for the two calendar years prior to reporting

Calendar Year	Number of Student Who Began the Program	Students Available for Graduation	Number of On-time Graduates	On-time Completion Rates
<b>2018</b>	1	0	0	0%
<b>2019</b>	0	0	0	0%

Student's Initials: \_\_\_\_\_ Date: \_\_\_\_\_

Initial only after you have had sufficient time to read and understand the information.

#### Students Completing with 150% of Published Program Length

Calendar Year	Number of Student Who Began the Program	Students Available for Graduation	150% Graduates	150% Completion Rates
<b>2018</b>	0	0	0	0
<b>2019</b>	0	0	0	0

\*Included only if program is more than one year in length

Student's Initials: \_\_\_\_\_ Date: \_\_\_\_\_

Initial only after you have had sufficient time to read and understand the information.



# NEW YORK FILM ACADEMY

COLLEGE OF VISUAL AND PERFORMING ARTS

## Job Placement Rates (includes data for the two calendar years prior to reporting)

Calendar Year	Number of Students Who Began the Program	Number of Graduates	Graduates Available for Employment	Graduates Employed in the Field	Placement Rate % Employment in the Field
2018	1	0	0	0	0%
2019	0	0	0	0	0%

You may obtain from the institution a list of the employment positions determined to be in the field for which a student received education and training. Please contact the Compliance Office.

## Gainful Employment Categories (includes data for the two calendar years prior to reporting)

### Part Time vs. Full -Time Employment

Calendar Year	Graduates Employed in the Field 20 to 29 hours per week	Graduates Employed in the Field at least 30 hours per week	Total Graduates Employed in the field
2018	0	0	0
2019	0	0	0

### Single Position vs. Concurrent Aggregated Positions

Calendar Year	Graduates Employed in the Field in a single position	Graduates Employed in the Field concurrent aggregated positions	Total Graduates Employed in the field
2018	0	0	0
2019	0	0	0

# NEW YORK FILM ACADEMY

COLLEGE OF VISUAL AND PERFORMING ARTS

## Self-Employed/Freelance Positions

Calendar Year	Graduates Employed who are self-employed or working freelance	Total Graduates Employed in the field
2018	0	0
2019	0	0

## Institutional Employment

Calendar Year	Graduates Employed in the field who are Employed by the Institution, an Employer Owned by the Institution, or an Employer who shares Ownership with the institution.	Total Graduates Employed in the field
2018	0	0
2019	0	0

**Student's Initials:** \_\_\_\_\_ **Date:** \_\_\_\_\_

**Initial only after you have had sufficient time to read and understand the information.**

### This Program may result in freelance or self-employment.

- The work available to graduates of this program is usually for freelance or self-employment.
- This type of work may not be consistent.
- The period of employment can range from one day to weeks to several months.
- Hours worked in a day or week may be more or less than the traditional 8 hours work day or 40-hour work week.
- You can expect to spend unpaid time expanding your networks, advertising, promoting your services, or honing your skills.
- Once graduates being to work freelance or are self-employed, they will be asked to provide documentation that they are employed as such so that they may be counted as placed for our job placement records.
- Students initialing this disclosure understand that either a majority or all of this school's graduates are employed in this manner and understand what comprises this work style.

**Student's Initials:** \_\_\_\_\_ **Date:** \_\_\_\_\_

**Initial only after you have had sufficient time to read and understand the information.**



**License Examination Passage Rates – This program does not lead to licensing examinations**

**Salary and Wage Information (includes data for the two calendar years prior to reporting)**

Annual salary and wages reported for graduates employed in the field.

Calendar Year	Graduates Available for Employment	Graduates Employed in the Field	\$0	\$5,001	\$15,001	\$25,001	\$45,001	No Salary Information Reported
			- \$5,000	- \$10,000	- \$20,000	- \$30,000	- \$50,000	
2018	0	0	0	0	0	0	0	0
2019	0	0	0	0	0	0	0	0

A list of sources used to substantiate salary disclosures is available from the school. Please contact the Compliance Office.

Student’s Initials: \_\_\_\_\_ Date: \_\_\_\_\_

Initial only after you have had sufficient time to read and understand the information.

**COST OF EDUCATIONAL PROGRAM**

Total charges for the program for students completing on-time in 2018: \$105,709; 2019: \$109,296. Additional charges may be incurred if the program is not completed on-time.

Student’s Initials: \_\_\_\_\_ Date: \_\_\_\_\_

Initial only after you have had sufficient time to read and understand the information.

# NEW YORK FILM ACADEMY

COLLEGE OF VISUAL AND PERFORMING ARTS

## FEDERAL STUDENT LOAN DEBT

Calendar Year	Most recent three year cohort default rate, as reported by the United States Department of Education.*	The percentage of enrolled students receiving federal student loans to pay for this program.	The average amount of federal student loan debt of graduates who took out federal student loans at this institution.	The percentage of graduates who took out federal student loans to pay for this Education Program.
2018	1.8%	0	0	0
2019	2.5%	0	0	0

\*The percentage of students who defaulted on their federal student loans is called the Cohort Default Rate (CDR). It shows the percentage of this school's students who were more than 270 days (9 months) behind on their federal student loans within three years of when the first payment was due. This is the most recent CDR reported by the U.S. Department of Education.

**Student's Initials:** \_\_\_\_\_ **Date:** \_\_\_\_\_

**Initial only after you have had sufficient time to read and understand the information.**

This fact sheet is filed with the Bureau for Private Postsecondary Education. Regardless of any information you may have relating to the completion rates, starting salaries, or license exam passage rates, this fact sheet contains the information as calculated pursuant to state law.

Any questions a student may have regarding this fact sheet that have not been satisfactorily answered by the institution may be directed to the Bureau for Private Postsecondary Education at 1747 N. Market Blvd, Suite 225, Sacramento, CA 95834, [www.bppe.ca.gov](http://www.bppe.ca.gov), toll-free telephone number (888) 370-7589 or by fax (916) 263-1897.

\_\_\_\_\_  
**Student Name – Print**

\_\_\_\_\_  
**Student Signature**

\_\_\_\_\_  
**Date**

\_\_\_\_\_  
**School Official**

\_\_\_\_\_  
**Date**

## DEFINITIONS

- “Number of Students Who Began the Program” means the number of students who began a program who were scheduled to complete the program within 100% of the published program length within the reporting calendar year and excludes all students who cancelled during the cancellation period.
- “Students Available for Graduation” is the number of students who began the program minus the number of students who have died, been incarcerated, or been called to active military duty.
- “Number of On-time Graduates” is the number of students who completed the program within 100% of the published program length within the reporting calendar year.
- “On-time Completion Rate” is the number of on-time graduates divided by the number of students available for graduation.
- “150% Graduates” is the number of students who completed the program within 150% of the program length (includes on-time graduates).
- “150% Completion Rate” is the number of students who completed the program in the reported calendar year within 150% of the published program length, including on-time graduates, divided by the number of students available for graduation.
- “Graduates Available for Employment” means the number of graduates minus the number of graduates unavailable for employment.
- “Graduates Unavailable for Employment” means the graduates who, after graduation, die, become incarcerated, are called to active military duty, are international students that leave the United States or do not have a visa allowing employment in the United States, or are continuing their education in an accredited or bureau-approved postsecondary institution.
- “Graduates Employed in the Field” means graduates who beginning within six months after a student completes the applicable educational program are gainfully employed, whose employment has been reported, and for whom the institution has documented verification of employment. For occupations for which the state requires passing an examination, the six months period begins after the announcement of the examination results for the first examination available after a student completes an applicable educational program.
- “Placement Rate Employed in the Field” is calculated by dividing the number of graduates gainfully employed in the field by the number of graduates available for employment.
- “Number of Graduates Taking Exam” is the number of graduates who took the first available exam in the reported calendar year.

# NEW YORK FILM ACADEMY

COLLEGE OF VISUAL AND PERFORMING ARTS

- “First Available Exam Date” is the date for the first available exam after a student completed a program.
- “Passage Rate” is calculated by dividing the number of graduates who passed the exam by the number of graduates who took the reported licensing exam.
- “Number Who Passed First Available Exam” is the number of graduates who took and passed the first available licensing exam after completing the program.
- “Salary” is as reported by graduate or graduate’s employer.
- “No Salary Information Reported” is the number of graduates for whom, after making reasonable attempts, the school was not able to obtain salary information.

# NEW YORK FILM ACADEMY

COLLEGE OF VISUAL AND PERFORMING ARTS

## STUDENT'S RIGHT TO CANCEL

The student has a right to cancel this enrollment agreement and obtain a refund. A notice of cancellation or withdrawal must be made in writing. The written request must include the following information: specific timeframes, such as the date the course started and the date of cancellation or withdrawal. Notice of Withdrawal forms are available in the Office of the Registrar. Any student who intends to cancel or withdraw must submit a signed and dated copy of the Notice of Withdrawal Form, or any other form of written notice that includes the required information to:

New York Film Academy  
3300 W. Riverside Dr.  
Burbank, CA 91505

## REFUND INFORMATION:

The New York Film Academy will refund 100% of the amount paid for institutional charges, less an administrative processing fee of \$100.00 if notice of cancellation is made through attendance at the first class session, or the seventh class day after enrollment, whichever is later.

Notice of cancellation or withdrawal must be made no later than \_\_\_\_\_.

After the 100% refund period described above, a student may withdraw from a course after instruction has started and receive a pro rata refund (less a non-refundable administrative processing fee of \$100.00) for the unused portion of the tuition and other refundable charges, if the student has completed 60% or less of the term's instruction.

The amount of the refund is calculated based on the student's withdrawal date. Transfer credits will be awarded with a deduction in overall tuition based on a per credit unit cost. Refunds are disbursed within 30 days of the official withdrawal from the school. The withdrawal is dated on the day that the student gave written notice to the school.

# NEW YORK FILM ACADEMY

COLLEGE OF VISUAL AND PERFORMING ARTS

## SCHOOL PERFORMANCE FACT SHEET

### CALENDAR YEARS 2018 & 2019

#### Bachelor of Fine Arts in Acting for Film – 3 Years

#### On-time Completion Rates (Graduation Rates)

Include data for the two calendar years prior to reporting

Calendar Year	Number of Student Who Began the Program	Students Available for Graduation	Number of On-time Graduates	On-time Completion Rates
<b>2018</b>	116	116	70	60%
<b>2019</b>	136	136	84	62%

Student's Initials: \_\_\_\_\_ Date: \_\_\_\_\_

Initial only after you have had sufficient time to read and understand the information.

#### Students Completing with 150% of Published Program Length

Calendar Year	Number of Student Who Began the Program	Students Available for Graduation	150% Graduates	150% Completion Rates
<b>2018</b>	0	0	0	0
<b>2019</b>	0	0	0	0

\*Included only if program is more than one year in length

Student's Initials: \_\_\_\_\_ Date: \_\_\_\_\_

Initial only after you have had sufficient time to read and understand the information.



# NEW YORK FILM ACADEMY

COLLEGE OF VISUAL AND PERFORMING ARTS

## Job Placement Rates (includes data for the two calendar years prior to reporting)

Calendar Year	Number of Students Who Began the Program	Number of Graduates	Graduates Available for Employment	Graduates Employed in the Field	Placement Rate % Employment in the Field
2018	116	70	64	7	11%
2019	136	84	72	16	22%

You may obtain from the institution a list of the employment positions determined to be in the field for which a student received education and training. Please contact the Compliance Office.

## Gainful Employment Categories (includes data for the two calendar years prior to reporting)

### Part Time vs. Full -Time Employment

Calendar Year	Graduates Employed in the Field 20 to 29 hours per week	Graduates Employed in the Field at least 30 hours per week	Total Graduates Employed in the field
2018	0	0	7
2019	3	5	16

### Single Position vs. Concurrent Aggregated Positions

Calendar Year	Graduates Employed in the Field in a single position	Graduates Employed in the Field concurrent aggregated positions	Total Graduates Employed in the field
2018	3	2	7
2019	8	0	16

# NEW YORK FILM ACADEMY

COLLEGE OF VISUAL AND PERFORMING ARTS

## Self-Employed/Freelance Positions

Calendar Year	Graduates Employed who are self-employed or working freelance	Total Graduates Employed in the field
2018	7	7
2019	8	16

## Institutional Employment

Calendar Year	Graduates Employed in the field who are Employed by the Institution, an Employer Owned by the Institution, or an Employer who shares Ownership with the institution.	Total Graduates Employed in the field
2018	0	7
2019	0	16

Student's Initials: \_\_\_\_\_ Date: \_\_\_\_\_

Initial only after you have had sufficient time to read and understand the information.

### This Program may result in freelance or self-employment.

- The work available to graduates of this program is usually for freelance or self-employment.
- This type of work may not be consistent.
- The period of employment can range from one day to weeks to several months.
- Hours worked in a day or week may be more or less than the traditional 8 hours work day or 40-hour work week.
- You can expect to spend unpaid time expanding your networks, advertising, promoting your services, or honing your skills.
- Once graduates being to work freelance or are self-employed, they will be asked to provide documentation that they are employed as such so that they may be counted as placed for our job placement records.
- Students initialing this disclosure understand that either a majority or all of this school's graduates are employed in this manner and understand what comprises this work style.

Student's Initials: \_\_\_\_\_ Date: \_\_\_\_\_

Initial only after you have had sufficient time to read and understand the information.



**License Examination Passage Rates – This program does not lead to licensing examinations**

**Salary and Wage Information (includes data for the two calendar years prior to reporting)**

Annual salary and wages reported for graduates employed in the field.

Calendar Year	Graduates Available for Employment	Graduates Employed in the Field	\$0	\$5,001	\$10,001	\$25,001	\$30,001	\$35,001	\$40,001	No Salary Information Reported
			\$5,000	\$10,000	\$15,000	\$30,000	\$35,000	\$40,000	\$45,000	
2018	64	7	3	4	0	0	0	0	0	0
2019	72	16	3	5	2	1	3	1	1	0

A list of sources used to substantiate salary disclosures is available from the school. Please contact the Compliance Office.

**Student’s Initials:** \_\_\_\_\_ **Date:** \_\_\_\_\_

**Initial only after you have had sufficient time to read and understand the information.**

**COST OF EDUCATIONAL PROGRAM**

Total charges for the program for students completing on-time in 2018: \$109,025; 2019: \$112,727. Additional charges may be incurred if the program is not completed on-time.

**Student’s Initials:** \_\_\_\_\_ **Date:** \_\_\_\_\_

**Initial only after you have had sufficient time to read and understand the information.**

# NEW YORK FILM ACADEMY

COLLEGE OF VISUAL AND PERFORMING ARTS

## FEDERAL STUDENT LOAN DEBT

Calendar Year	Most recent three year cohort default rate, as reported by the United States Department of Education.*	The percentage of enrolled students receiving federal student loans to pay for this program.	The average amount of federal student loan debt of graduates who took out federal student loans at this institution.	The percentage of graduates who took out federal student loans to pay for this Education Program.
2018	1.8%	32%	\$27,787.03	37%
2019	2.5%	32%	\$33,087.45	36%

\*The percentage of students who defaulted on their federal student loans is called the Cohort Default Rate (CDR). It shows the percentage of this school's students who were more than 270 days (9 months) behind on their federal student loans within three years of when the first payment was due. This is the most recent CDR reported by the U.S. Department of Education.

**Student's Initials:** \_\_\_\_\_ **Date:** \_\_\_\_\_

**Initial only after you have had sufficient time to read and understand the information.**

This fact sheet is filed with the Bureau for Private Postsecondary Education. Regardless of any information you may have relating to the completion rates, starting salaries, or license exam passage rates, this fact sheet contains the information as calculated pursuant to state law.

Any questions a student may have regarding this fact sheet that have not been satisfactorily answered by the institution may be directed to the Bureau for Private Postsecondary Education at 1747 N. Market Blvd, Suite 225, Sacramento, CA 95834, [www.bppe.ca.gov](http://www.bppe.ca.gov), toll-free telephone number (888) 370-7589 or by fax (916) 263-1897.

\_\_\_\_\_  
**Student Name – Print**

\_\_\_\_\_  
**Student Signature**

\_\_\_\_\_  
**Date**

\_\_\_\_\_  
**School Official**

\_\_\_\_\_  
**Date**

## DEFINITIONS

- “Number of Students Who Began the Program” means the number of students who began a program who were scheduled to complete the program within 100% of the published program length within the reporting calendar year and excludes all students who cancelled during the cancellation period.
- “Students Available for Graduation” is the number of students who began the program minus the number of students who have died, been incarcerated, or been called to active military duty.
- “Number of On-time Graduates” is the number of students who completed the program within 100% of the published program length within the reporting calendar year.
- “On-time Completion Rate” is the number of on-time graduates divided by the number of students available for graduation.
- “150% Graduates” is the number of students who completed the program within 150% of the program length (includes on-time graduates).
- “150% Completion Rate” is the number of students who completed the program in the reported calendar year within 150% of the published program length, including on-time graduates, divided by the number of students available for graduation.
- “Graduates Available for Employment” means the number of graduates minus the number of graduates unavailable for employment.
- “Graduates Unavailable for Employment” means the graduates who, after graduation, die, become incarcerated, are called to active military duty, are international students that leave the United States or do not have a visa allowing employment in the United States, or are continuing their education in an accredited or bureau-approved postsecondary institution.
- “Graduates Employed in the Field” means graduates who beginning within six months after a student completes the applicable educational program are gainfully employed, whose employment has been reported, and for whom the institution has documented verification of employment. For occupations for which the state requires passing an examination, the six months period begins after the announcement of the examination results for the first examination available after a student completes an applicable educational program.
- “Placement Rate Employed in the Field” is calculated by dividing the number of graduates gainfully employed in the field by the number of graduates available for employment.
- “Number of Graduates Taking Exam” is the number of graduates who took the first available exam in the reported calendar year.

# NEW YORK FILM ACADEMY

COLLEGE OF VISUAL AND PERFORMING ARTS

- “First Available Exam Date” is the date for the first available exam after a student completed a program.
- “Passage Rate” is calculated by dividing the number of graduates who passed the exam by the number of graduates who took the reported licensing exam.
- “Number Who Passed First Available Exam” is the number of graduates who took and passed the first available licensing exam after completing the program.
- “Salary” is as reported by graduate or graduate’s employer.
- “No Salary Information Reported” is the number of graduates for whom, after making reasonable attempts, the school was not able to obtain salary information.

# NEW YORK FILM ACADEMY

COLLEGE OF VISUAL AND PERFORMING ARTS

## STUDENT'S RIGHT TO CANCEL

The student has a right to cancel this enrollment agreement and obtain a refund. A notice of cancellation or withdrawal must be made in writing. The written request must include the following information: specific timeframes, such as the date the course started and the date of cancellation or withdrawal. Notice of Withdrawal forms are available in the Office of the Registrar. Any student who intends to cancel or withdraw must submit a signed and dated copy of the Notice of Withdrawal Form, or any other form of written notice that includes the required information to:

New York Film Academy  
3300 W. Riverside Dr.  
Burbank, CA 91505

## REFUND INFORMATION:

The New York Film Academy will refund 100% of the amount paid for institutional charges, less an administrative processing fee of \$100.00 if notice of cancellation is made through attendance at the first class session, or the seventh class day after enrollment, whichever is later.

Notice of cancellation or withdrawal must be made no later than \_\_\_\_\_.

After the 100% refund period described above, a student may withdraw from a course after instruction has started and receive a pro rata refund (less a non-refundable administrative processing fee of \$100.00) for the unused portion of the tuition and other refundable charges, if the student has completed 60% or less of the term's instruction.

The amount of the refund is calculated based on the student's withdrawal date. Transfer credits will be awarded with a deduction in overall tuition based on a per credit unit cost. Refunds are disbursed within 30 days of the official withdrawal from the school. The withdrawal is dated on the day that the student gave written notice to the school.

# NEW YORK FILM ACADEMY

COLLEGE OF VISUAL AND PERFORMING ARTS

## SCHOOL PERFORMANCE FACT SHEET

CALENDAR YEARS 2018 & 2019

### Bachelor of Fine Arts in 3-D Animation – 3 Years

#### On-time Completion Rates (Graduation Rates)

Include data for the two calendar years prior to reporting

Calendar Year	Number of Student Who Began the Program	Students Available for Graduation	Number of On-time Graduates	On-time Completion Rates
2018	7	7	6	86%
2019	11	11	7	64%

Student's Initials: \_\_\_\_\_ Date: \_\_\_\_\_

Initial only after you have had sufficient time to read and understand the information.

#### Students Completing with 150% of Published Program Length

Calendar Year	Number of Student Who Began the Program	Students Available for Graduation	150% Graduates	150% Completion Rates
2018	0	0	0	0
2019	0	0	0	0

\*Included only if program is more than one year in length

Student's Initials: \_\_\_\_\_ Date: \_\_\_\_\_

Initial only after you have had sufficient time to read and understand the information.



# NEW YORK FILM ACADEMY

COLLEGE OF VISUAL AND PERFORMING ARTS

## Job Placement Rates (includes data for the two calendar years prior to reporting)

Calendar Year	Number of Students Who Began the Program	Number of Graduates	Graduates Available for Employment	Graduates Employed in the Field	Placement Rate % Employment in the Field
2018	7	6	6	2	33%
2019	11	7	6	1	17%

You may obtain from the institution a list of the employment positions determined to be in the field for which a student received education and training. Please contact the Compliance Office.

## Gainful Employment Categories (includes data for the two calendar years prior to reporting)

### Part Time vs. Full -Time Employment

Calendar Year	Graduates Employed in the Field 20 to 29 hours per week	Graduates Employed in the Field at least 30 hours per week	Total Graduates Employed in the field
2018	0	1	2
2019	0	1	1

### Single Position vs. Concurrent Aggregated Positions

Calendar Year	Graduates Employed in the Field in a single position	Graduates Employed in the Field concurrent aggregated positions	Total Graduates Employed in the field
2018	2	0	2
2019	1	0	1

# NEW YORK FILM ACADEMY

COLLEGE OF VISUAL AND PERFORMING ARTS

## Self-Employed/Freelance Positions

Calendar Year	Graduates Employed who are self-employed or working freelance	Total Graduates Employed in the field
2018	1	2
2019	0	1

## Institutional Employment

Calendar Year	Graduates Employed in the field who are Employed by the Institution, an Employer Owned by the Institution, or an Employer who shares Ownership with the institution.	Total Graduates Employed in the field
2018	1	2
2019	0	1

**Student's Initials:** \_\_\_\_\_ **Date:** \_\_\_\_\_

**Initial only after you have had sufficient time to read and understand the information.**

### This Program may result in freelance or self-employment.

- The work available to graduates of this program is usually for freelance or self-employment.
- This type of work may not be consistent.
- The period of employment can range from one day to weeks to several months.
- Hours worked in a day or week may be more or less than the traditional 8 hours work day or 40-hour work week.
- You can expect to spend unpaid time expanding your networks, advertising, promoting your services, or honing your skills.
- Once graduates being to work freelance or are self-employed, they will be asked to provide documentation that they are employed as such so that they may be counted as placed for our job placement records.
- Students initialing this disclosure understand that either a majority or all of this school's graduates are employed in this manner and understand what comprises this work style.

**Student's Initials:** \_\_\_\_\_ **Date:** \_\_\_\_\_

**Initial only after you have had sufficient time to read and understand the information.**



**License Examination Passage Rates – This program does not lead to licensing examinations**

**Salary and Wage Information (includes data for the two calendar years prior to reporting)**

Annual salary and wages reported for graduates employed in the field.

Calendar Year	Graduates Available for Employment	Graduates Employed in the Field	\$0	\$10,001	\$20,001	\$40,001	\$55,001	No Salary Information Reported
			- \$5,000	- \$15,000	- \$25,000	- \$45,000	- \$60,000	
2018	6	2	1	1	0	0	0	0
2019	7	1	0	0	0	0	1	0

A list of sources used to substantiate salary disclosures is available from the school. Please contact the Compliance Office.

Student’s Initials: \_\_\_\_\_ Date: \_\_\_\_\_

Initial only after you have had sufficient time to read and understand the information.

**COST OF EDUCATIONAL PROGRAM**

Total charges for the program for students completing on-time in 2018: \$109,907; 2019 \$113,638. Additional charges may be incurred if the program is not completed on-time.

Student’s Initials: \_\_\_\_\_ Date: \_\_\_\_\_

Initial only after you have had sufficient time to read and understand the information.

# NEW YORK FILM ACADEMY

COLLEGE OF VISUAL AND PERFORMING ARTS

## FEDERAL STUDENT LOAN DEBT

Calendar Year	Most recent three year cohort default rate, as reported by the United States Department of Education.*	The percentage of enrolled students receiving federal student loans to pay for this program.	The average amount of federal student loan debt of graduates who took out federal student loans at this institution.	The percentage of graduates who took out federal student loans to pay for this Education Program.
2018	1.8%	14%	\$17,812	14%
2019	2.5%	20%	\$25,730.33	23%

\*The percentage of students who defaulted on their federal student loans is called the Cohort Default Rate (CDR). It shows the percentage of this school's students who were more than 270 days (9 months) behind on their federal student loans within three years of when the first payment was due. This is the most recent CDR reported by the U.S. Department of Education.

**Student's Initials:** \_\_\_\_\_ **Date:** \_\_\_\_\_

**Initial only after you have had sufficient time to read and understand the information.**

This fact sheet is filed with the Bureau for Private Postsecondary Education. Regardless of any information you may have relating to the completion rates, starting salaries, or license exam passage rates, this fact sheet contains the information as calculated pursuant to state law.

Any questions a student may have regarding this fact sheet that have not been satisfactorily answered by the institution may be directed to the Bureau for Private Postsecondary Education at 1747 N. Market Blvd, Suite 225, Sacramento, CA 95834, [www.bppe.ca.gov](http://www.bppe.ca.gov), toll-free telephone number (888) 370-7589 or by fax (916) 263-1897.

\_\_\_\_\_  
**Student Name – Print**

\_\_\_\_\_  
**Student Signature**

\_\_\_\_\_  
**Date**

\_\_\_\_\_  
**School Official**

\_\_\_\_\_  
**Date**

## DEFINITIONS

- “Number of Students Who Began the Program” means the number of students who began a program who were scheduled to complete the program within 100% of the published program length within the reporting calendar year and excludes all students who cancelled during the cancellation period.
- “Students Available for Graduation” is the number of students who began the program minus the number of students who have died, been incarcerated, or been called to active military duty.
- “Number of On-time Graduates” is the number of students who completed the program within 100% of the published program length within the reporting calendar year.
- “On-time Completion Rate” is the number of on-time graduates divided by the number of students available for graduation.
- “150% Graduates” is the number of students who completed the program within 150% of the program length (includes on-time graduates).
- “150% Completion Rate” is the number of students who completed the program in the reported calendar year within 150% of the published program length, including on-time graduates, divided by the number of students available for graduation.
- “Graduates Available for Employment” means the number of graduates minus the number of graduates unavailable for employment.
- “Graduates Unavailable for Employment” means the graduates who, after graduation, die, become incarcerated, are called to active military duty, are international students that leave the United States or do not have a visa allowing employment in the United States, or are continuing their education in an accredited or bureau-approved postsecondary institution.
- “Graduates Employed in the Field” means graduates who beginning within six months after a student completes the applicable educational program are gainfully employed, whose employment has been reported, and for whom the institution has documented verification of employment. For occupations for which the state requires passing an examination, the six months period begins after the announcement of the examination results for the first examination available after a student completes an applicable educational program.
- “Placement Rate Employed in the Field” is calculated by dividing the number of graduates gainfully employed in the field by the number of graduates available for employment.
- “Number of Graduates Taking Exam” is the number of graduates who took the first available exam in the reported calendar year.

# NEW YORK FILM ACADEMY

COLLEGE OF VISUAL AND PERFORMING ARTS

- “First Available Exam Date” is the date for the first available exam after a student completed a program.
- “Passage Rate” is calculated by dividing the number of graduates who passed the exam by the number of graduates who took the reported licensing exam.
- “Number Who Passed First Available Exam” is the number of graduates who took and passed the first available licensing exam after completing the program.
- “Salary” is as reported by graduate or graduate’s employer.
- “No Salary Information Reported” is the number of graduates for whom, after making reasonable attempts, the school was not able to obtain salary information.

# NEW YORK FILM ACADEMY

COLLEGE OF VISUAL AND PERFORMING ARTS

## STUDENT'S RIGHT TO CANCEL

The student has a right to cancel this enrollment agreement and obtain a refund. A notice of cancellation or withdrawal must be made in writing. The written request must include the following information: specific timeframes, such as the date the course started and the date of cancellation or withdrawal. Notice of Withdrawal forms are available in the Office of the Registrar. Any student who intends to cancel or withdraw must submit a signed and dated copy of the Notice of Withdrawal Form, or any other form of written notice that includes the required information to:

New York Film Academy  
3300 W. Riverside Dr.  
Burbank, CA 91505

## REFUND INFORMATION:

The New York Film Academy will refund 100% of the amount paid for institutional charges, less an administrative processing fee of \$100.00 if notice of cancellation is made through attendance at the first class session, or the seventh class day after enrollment, whichever is later.

Notice of cancellation or withdrawal must be made no later than \_\_\_\_\_.

After the 100% refund period described above, a student may withdraw from a course after instruction has started and receive a pro rata refund (less a non-refundable administrative processing fee of \$100.00) for the unused portion of the tuition and other refundable charges, if the student has completed 60% or less of the term's instruction.

The amount of the refund is calculated based on the student's withdrawal date. Transfer credits will be awarded with a deduction in overall tuition based on a per credit unit cost. Refunds are disbursed within 30 days of the official withdrawal from the school. The withdrawal is dated on the day that the student gave written notice to the school.

# NEW YORK FILM ACADEMY

COLLEGE OF VISUAL AND PERFORMING ARTS

## SCHOOL PERFORMANCE FACT SHEET

### CALENDAR YEARS 2018 & 2019

#### Bachelor of Fine Arts in Filmmaking – 3 Years

#### On-time Completion Rates (Graduation Rates)

Include data for the two calendar years prior to reporting

Calendar Year	Number of Student Who Began the Program	Students Available for Graduation	Number of On-time Graduates	On-time Completion Rates
<b>2018</b>	122	122	73	60%
<b>2019</b>	122	122	68	56%

Student's Initials: \_\_\_\_\_ Date: \_\_\_\_\_

Initial only after you have had sufficient time to read and understand the information.

#### Students Completing with 150% of Published Program Length

Calendar Year	Number of Student Who Began the Program	Students Available for Graduation	150% Graduates	150% Completion Rates
<b>2018</b>	0	0	0	0
<b>2019</b>	0	0	0	0

\*Included only if program is more than one year in length

Student's Initials: \_\_\_\_\_ Date: \_\_\_\_\_

Initial only after you have had sufficient time to read and understand the information.



# NEW YORK FILM ACADEMY

COLLEGE OF VISUAL AND PERFORMING ARTS

## Job Placement Rates (includes data for the two calendar years prior to reporting)

Calendar Year	Number of Students Who Began the Program	Number of Graduates	Graduates Available for Employment	Graduates Employed in the Field	Placement Rate % Employment in the Field
2018	122	73	55	14	25%
2019	122	68	50	12	24%

You may obtain from the institution a list of the employment positions determined to be in the field for which a student received education and training. Please contact the Compliance Office.

## Gainful Employment Categories (includes data for the two calendar years prior to reporting)

### Part Time vs. Full -Time Employment

Calendar Year	Graduates Employed in the Field 20 to 29 hours per week	Graduates Employed in the Field at least 30 hours per week	Total Graduates Employed in the field
2018	0	3	14
2019	1	1	12

### Single Position vs. Concurrent Aggregated Positions

Calendar Year	Graduates Employed in the Field in a single position	Graduates Employed in the Field concurrent aggregated positions	Total Graduates Employed in the field
2018	13	0	14
2019	2	0	12

# NEW YORK FILM ACADEMY

COLLEGE OF VISUAL AND PERFORMING ARTS

## Self-Employed/Freelance Positions

Calendar Year	Graduates Employed who are self-employed or working freelance	Total Graduates Employed in the field
2018	11	14
2019	10	12

## Institutional Employment

Calendar Year	Graduates Employed in the field who are Employed by the Institution, an Employer Owned by the Institution, or an Employer who shares Ownership with the institution.	Total Graduates Employed in the field
2018	0	14
2019	0	12

Student's Initials: \_\_\_\_\_ Date: \_\_\_\_\_

Initial only after you have had sufficient time to read and understand the information.

### This Program may result in freelance or self-employment.

- The work available to graduates of this program is usually for freelance or self-employment.
- This type of work may not be consistent.
- The period of employment can range from one day to weeks to several months.
- Hours worked in a day or week may be more or less than the traditional 8 hours work day or 40-hour work week.
- You can expect to spend unpaid time expanding your networks, advertising, promoting your services, or honing your skills.
- Once graduates being to work freelance or are self-employed, they will be asked to provide documentation that they are employed as such so that they may be counted as placed for our job placement records.
- Students initialing this disclosure understand that either a majority or all of this school's graduates are employed in this manner and understand what comprises this work style.

Student's Initials: \_\_\_\_\_ Date: \_\_\_\_\_

Initial only after you have had sufficient time to read and understand the information.



**License Examination Passage Rates – This program does not lead to licensing examinations**

**Salary and Wage Information (includes data for the two calendar years prior to reporting)**

Annual salary and wages reported for graduates employed in the field.

Calendar Year	Graduates Available for Employment	Graduates Employed in the Field	\$0, - \$5,000	\$5,001 - \$10,000	\$10,001 - \$15,000	\$15,001 - \$20,000	\$20,001 - \$25,000	\$25,001 - \$30,000	\$30,001 - \$45,000	\$35,001 - \$40,000	No Salary Information Reported
2018	55	14	7	2	2	0	1	1	0	1	0
2019	50	12	7	1	1	1	0	1	0	1	0

A list of sources used to substantiate salary disclosures is available from the school. Please contact the Compliance Office.

**Student’s Initials: \_\_\_\_\_ Date: \_\_\_\_\_**

**Initial only after you have had sufficient time to read and understand the information.**

**COST OF EDUCATIONAL PROGRAM**

Total charges for the program for students completing on-time in 2018: \$143,550; 2019: \$148,422. Additional charges may be incurred if the program is not completed on-time.

**Student’s Initials: \_\_\_\_\_ Date: \_\_\_\_\_**

**Initial only after you have had sufficient time to read and understand the information.**

# NEW YORK FILM ACADEMY

COLLEGE OF VISUAL AND PERFORMING ARTS

## FEDERAL STUDENT LOAN DEBT

Calendar Year	Most recent three year cohort default rate, as reported by the United States Department of Education.*	The percentage of enrolled students receiving federal student loans to pay for this program.	The average amount of federal student loan debt of graduates who took out federal student loans at this institution.	The percentage of graduates who took out federal student loans to pay for this Education Program.
2018	1.8%	21%	\$31,659.57	24%
2019	2.5%	19%	\$46,692.94	24%

\*The percentage of students who defaulted on their federal student loans is called the Cohort Default Rate (CDR). It shows the percentage of this school's students who were more than 270 days (9 months) behind on their federal student loans within three years of when the first payment was due. This is the most recent CDR reported by the U.S. Department of Education.

**Student's Initials:** \_\_\_\_\_ **Date:** \_\_\_\_\_

**Initial only after you have had sufficient time to read and understand the information.**

This fact sheet is filed with the Bureau for Private Postsecondary Education. Regardless of any information you may have relating to the completion rates, starting salaries, or license exam passage rates, this fact sheet contains the information as calculated pursuant to state law.

Any questions a student may have regarding this fact sheet that have not been satisfactorily answered by the institution may be directed to the Bureau for Private Postsecondary Education at 1747 N. Market Blvd, Suite 225, Sacramento, CA 95834, [www.bppe.ca.gov](http://www.bppe.ca.gov), toll-free telephone number (888) 370-7589 or by fax (916) 263-1897.

\_\_\_\_\_  
**Student Name – Print**

\_\_\_\_\_  
**Student Signature**

\_\_\_\_\_  
**Date**

\_\_\_\_\_  
**School Official**

\_\_\_\_\_  
**Date**

## DEFINITIONS

- “Number of Students Who Began the Program” means the number of students who began a program who were scheduled to complete the program within 100% of the published program length within the reporting calendar year and excludes all students who cancelled during the cancellation period.
- “Students Available for Graduation” is the number of students who began the program minus the number of students who have died, been incarcerated, or been called to active military duty.
- “Number of On-time Graduates” is the number of students who completed the program within 100% of the published program length within the reporting calendar year.
- “On-time Completion Rate” is the number of on-time graduates divided by the number of students available for graduation.
- “150% Graduates” is the number of students who completed the program within 150% of the program length (includes on-time graduates).
- “150% Completion Rate” is the number of students who completed the program in the reported calendar year within 150% of the published program length, including on-time graduates, divided by the number of students available for graduation.
- “Graduates Available for Employment” means the number of graduates minus the number of graduates unavailable for employment.
- “Graduates Unavailable for Employment” means the graduates who, after graduation, die, become incarcerated, are called to active military duty, are international students that leave the United States or do not have a visa allowing employment in the United States, or are continuing their education in an accredited or bureau-approved postsecondary institution.
- “Graduates Employed in the Field” means graduates who beginning within six months after a student completes the applicable educational program are gainfully employed, whose employment has been reported, and for whom the institution has documented verification of employment. For occupations for which the state requires passing an examination, the six months period begins after the announcement of the examination results for the first examination available after a student completes an applicable educational program.
- “Placement Rate Employed in the Field” is calculated by dividing the number of graduates gainfully employed in the field by the number of graduates available for employment.
- “Number of Graduates Taking Exam” is the number of graduates who took the first available exam in the reported calendar year.

# NEW YORK FILM ACADEMY

COLLEGE OF VISUAL AND PERFORMING ARTS

- “First Available Exam Date” is the date for the first available exam after a student completed a program.
- “Passage Rate” is calculated by dividing the number of graduates who passed the exam by the number of graduates who took the reported licensing exam.
- “Number Who Passed First Available Exam” is the number of graduates who took and passed the first available licensing exam after completing the program.
- “Salary” is as reported by graduate or graduate’s employer.
- “No Salary Information Reported” is the number of graduates for whom, after making reasonable attempts, the school was not able to obtain salary information.

# NEW YORK FILM ACADEMY

COLLEGE OF VISUAL AND PERFORMING ARTS

## STUDENT'S RIGHT TO CANCEL

The student has a right to cancel this enrollment agreement and obtain a refund. A notice of cancellation or withdrawal must be made in writing. The written request must include the following information: specific timeframes, such as the date the course started and the date of cancellation or withdrawal. Notice of Withdrawal forms are available in the Office of the Registrar. Any student who intends to cancel or withdraw must submit a signed and dated copy of the Notice of Withdrawal Form, or any other form of written notice that includes the required information to:

New York Film Academy  
3300 W. Riverside Dr.  
Burbank, CA 91505

## REFUND INFORMATION:

The New York Film Academy will refund 100% of the amount paid for institutional charges, less an administrative processing fee of \$100.00 if notice of cancellation is made through attendance at the first class session, or the seventh class day after enrollment, whichever is later.

Notice of cancellation or withdrawal must be made no later than \_\_\_\_\_.

After the 100% refund period described above, a student may withdraw from a course after instruction has started and receive a pro rata refund (less a non-refundable administrative processing fee of \$100.00) for the unused portion of the tuition and other refundable charges, if the student has completed 60% or less of the term's instruction.

The amount of the refund is calculated based on the student's withdrawal date. Transfer credits will be awarded with a deduction in overall tuition based on a per credit unit cost. Refunds are disbursed within 30 days of the official withdrawal from the school. The withdrawal is dated on the day that the student gave written notice to the school.

# NEW YORK FILM ACADEMY

COLLEGE OF VISUAL AND PERFORMING ARTS

## SCHOOL PERFORMANCE FACT SHEET

### CALENDAR YEARS 2018 & 2019

#### Bachelor of Fine Arts in Game Design – 3 Years

#### On-time Completion Rates (Graduation Rates)

Include data for the two calendar years prior to reporting

Calendar Year	Number of Student Who Began the Program	Students Available for Graduation	Number of On-time Graduates	On-time Completion Rates
<b>2018</b>	5	5	3	60%
<b>2019</b>	6	6	5	83%

Student's Initials: \_\_\_\_\_ Date: \_\_\_\_\_

Initial only after you have had sufficient time to read and understand the information.

#### Students Completing with 150% of Published Program Length

Calendar Year	Number of Student Who Began the Program	Students Available for Graduation	150% Graduates	150% Completion Rates
<b>2018</b>	0	0	0	0
<b>2019</b>	0	0	0	0

\*Included only if program is more than one year in length

Student's Initials: \_\_\_\_\_ Date: \_\_\_\_\_

Initial only after you have had sufficient time to read and understand the information.



# NEW YORK FILM ACADEMY

COLLEGE OF VISUAL AND PERFORMING ARTS

## Job Placement Rates (includes data for the two calendar years prior to reporting)

Calendar Year	Number of Students Who Began the Program	Number of Graduates	Graduates Available for Employment	Graduates Employed in the Field	Placement Rate % Employment in the Field
2018	5	3	1	1	100%
2019	6	5	3	0	0%

You may obtain from the institution a list of the employment positions determined to be in the field for which a student received education and training. Please contact the Compliance Office.

## Gainful Employment Categories (includes data for the two calendar years prior to reporting)

### Part Time vs. Full -Time Employment

Calendar Year	Graduates Employed in the Field 20 to 29 hours per week	Graduates Employed in the Field at least 30 hours per week	Total Graduates Employed in the field
2018	0	0	1
2019	0	0	0

### Single Position vs. Concurrent Aggregated Positions

Calendar Year	Graduates Employed in the Field in a single position	Graduates Employed in the Field concurrent aggregated positions	Total Graduates Employed in the field
2018	0	0	1
2019	0	0	0

# NEW YORK FILM ACADEMY

COLLEGE OF VISUAL AND PERFORMING ARTS

## Self-Employed/Freelance Positions

Calendar Year	Graduates Employed who are self-employed or working freelance	Total Graduates Employed in the field
2018	1	1
2019	0	0

## Institutional Employment

Calendar Year	Graduates Employed in the field who are Employed by the Institution, an Employer Owned by the Institution, or an Employer who shares Ownership with the institution.	Total Graduates Employed in the field
2018	0	1
2019	0	0

Student's Initials: \_\_\_\_\_ Date: \_\_\_\_\_

Initial only after you have had sufficient time to read and understand the information.

### This Program may result in freelance or self-employment.

- The work available to graduates of this program is usually for freelance or self-employment.
- This type of work may not be consistent.
- The period of employment can range from one day to weeks to several months.
- Hours worked in a day or week may be more or less than the traditional 8 hours work day or 40-hour work week.
- You can expect to spend unpaid time expanding your networks, advertising, promoting your services, or honing your skills.
- Once graduates being to work freelance or are self-employed, they will be asked to provide documentation that they are employed as such so that they may be counted as placed for our job placement records.
- Students initialing this disclosure understand that either a majority or all of this school's graduates are employed in this manner and understand what comprises this work style.

Student's Initials: \_\_\_\_\_ Date: \_\_\_\_\_

Initial only after you have had sufficient time to read and understand the information.



**License Examination Passage Rates – This program does not lead to licensing examinations**

**Salary and Wage Information (includes data for the two calendar years prior to reporting)**

Annual salary and wages reported for graduates employed in the field.

Calendar Year	Graduates Available for Employment	Graduates Employed in the Field	\$15,001	\$20,001	\$30,001	\$45,001	No Salary Information Reported
			- \$20,000	- \$25,000	- \$35,000	- \$50,000	
2018	1	1	1	0	0	0	0
2019	3	0	0	0	0	0	0

A list of sources used to substantiate salary disclosures is available from the school. Please contact the Compliance Office.

Student’s Initials: \_\_\_\_\_ Date: \_\_\_\_\_

Initial only after you have had sufficient time to read and understand the information.

**COST OF EDUCATIONAL PROGRAM**

Total charges for the program for students completing on-time in 2018: \$108,999; 2019: \$112,698. Additional charges may be incurred if the program is not completed on-time.

Student’s Initials: \_\_\_\_\_ Date: \_\_\_\_\_

Initial only after you have had sufficient time to read and understand the information.

# NEW YORK FILM ACADEMY

COLLEGE OF VISUAL AND PERFORMING ARTS

## FEDERAL STUDENT LOAN DEBT

Calendar Year	Most recent three year cohort default rate, as reported by the United States Department of Education.*	The percentage of enrolled students receiving federal student loans to pay for this program.	The average amount of federal student loan debt of graduates who took out federal student loans at this institution.	The percentage of graduates who took out federal student loans to pay for this Education Program.
2018	1.8%	38%	\$28,450	14%
2019	2.5%	62%	\$33,690	40%

\*The percentage of students who defaulted on their federal student loans is called the Cohort Default Rate (CDR). It shows the percentage of this school's students who were more than 270 days (9 months) behind on their federal student loans within three years of when the first payment was due. This is the most recent CDR reported by the U.S. Department of Education.

**Student's Initials:** \_\_\_\_\_ **Date:** \_\_\_\_\_

**Initial only after you have had sufficient time to read and understand the information.**

This fact sheet is filed with the Bureau for Private Postsecondary Education. Regardless of any information you may have relating to the completion rates, starting salaries, or license exam passage rates, this fact sheet contains the information as calculated pursuant to state law.

Any questions a student may have regarding this fact sheet that have not been satisfactorily answered by the institution may be directed to the Bureau for Private Postsecondary Education at 1747 N. Market Blvd, Suite 225, Sacramento, CA 95834, [www.bppe.ca.gov](http://www.bppe.ca.gov), toll-free telephone number (888) 370-7589 or by fax (916) 263-1897.

\_\_\_\_\_  
**Student Name – Print**

\_\_\_\_\_  
**Student Signature**

\_\_\_\_\_  
**School Official**

\_\_\_\_\_  
**Date**

\_\_\_\_\_  
**Date**

## DEFINITIONS

- “Number of Students Who Began the Program” means the number of students who began a program who were scheduled to complete the program within 100% of the published program length within the reporting calendar year and excludes all students who cancelled during the cancellation period.
- “Students Available for Graduation” is the number of students who began the program minus the number of students who have died, been incarcerated, or been called to active military duty.
- “Number of On-time Graduates” is the number of students who completed the program within 100% of the published program length within the reporting calendar year.
- “On-time Completion Rate” is the number of on-time graduates divided by the number of students available for graduation.
- “150% Graduates” is the number of students who completed the program within 150% of the program length (includes on-time graduates).
- “150% Completion Rate” is the number of students who completed the program in the reported calendar year within 150% of the published program length, including on-time graduates, divided by the number of students available for graduation.
- “Graduates Available for Employment” means the number of graduates minus the number of graduates unavailable for employment.
- “Graduates Unavailable for Employment” means the graduates who, after graduation, die, become incarcerated, are called to active military duty, are international students that leave the United States or do not have a visa allowing employment in the United States, or are continuing their education in an accredited or bureau-approved postsecondary institution.
- “Graduates Employed in the Field” means graduates who beginning within six months after a student completes the applicable educational program are gainfully employed, whose employment has been reported, and for whom the institution has documented verification of employment. For occupations for which the state requires passing an examination, the six months period begins after the announcement of the examination results for the first examination available after a student completes an applicable educational program.
- “Placement Rate Employed in the Field” is calculated by dividing the number of graduates gainfully employed in the field by the number of graduates available for employment.
- “Number of Graduates Taking Exam” is the number of graduates who took the first available exam in the reported calendar year.

# NEW YORK FILM ACADEMY

COLLEGE OF VISUAL AND PERFORMING ARTS

- “First Available Exam Date” is the date for the first available exam after a student completed a program.
- “Passage Rate” is calculated by dividing the number of graduates who passed the exam by the number of graduates who took the reported licensing exam.
- “Number Who Passed First Available Exam” is the number of graduates who took and passed the first available licensing exam after completing the program.
- “Salary” is as reported by graduate or graduate’s employer.
- “No Salary Information Reported” is the number of graduates for whom, after making reasonable attempts, the school was not able to obtain salary information.

# NEW YORK FILM ACADEMY

COLLEGE OF VISUAL AND PERFORMING ARTS

## STUDENT'S RIGHT TO CANCEL

The student has a right to cancel this enrollment agreement and obtain a refund. A notice of cancellation or withdrawal must be made in writing. The written request must include the following information: specific timeframes, such as the date the course started and the date of cancellation or withdrawal. Notice of Withdrawal forms are available in the Office of the Registrar. Any student who intends to cancel or withdraw must submit a signed and dated copy of the Notice of Withdrawal Form, or any other form of written notice that includes the required information to:

New York Film Academy  
3300 W. Riverside Dr.  
Burbank, CA 91505

## REFUND INFORMATION:

The New York Film Academy will refund 100% of the amount paid for institutional charges, less an administrative processing fee of \$100.00 if notice of cancellation is made through attendance at the first class session, or the seventh class day after enrollment, whichever is later.

Notice of cancellation or withdrawal must be made no later than \_\_\_\_\_.

After the 100% refund period described above, a student may withdraw from a course after instruction has started and receive a pro rata refund (less a non-refundable administrative processing fee of \$100.00) for the unused portion of the tuition and other refundable charges, if the student has completed 60% or less of the term's instruction.

The amount of the refund is calculated based on the student's withdrawal date. Transfer credits will be awarded with a deduction in overall tuition based on a per credit unit cost. Refunds are disbursed within 30 days of the official withdrawal from the school. The withdrawal is dated on the day that the student gave written notice to the school.

# NEW YORK FILM ACADEMY

COLLEGE OF VISUAL AND PERFORMING ARTS

## SCHOOL PERFORMANCE FACT SHEET

### CALENDAR YEARS 2018 & 2019

#### Bachelor of Fine Arts in Photography – 3 Years

#### On-time Completion Rates (Graduation Rates)

Include data for the two calendar years prior to reporting

Calendar Year	Number of Student Who Began the Program	Students Available for Graduation	Number of On-time Graduates	On-time Completion Rates
<b>2018</b>	17	17	9	53%
<b>2019</b>	29	29	19	66%

Student's Initials: \_\_\_\_\_ Date: \_\_\_\_\_

Initial only after you have had sufficient time to read and understand the information.

#### Students Completing with 150% of Published Program Length

Calendar Year	Number of Student Who Began the Program	Students Available for Graduation	150% Graduates	150% Completion Rates
<b>2018</b>	0	0	0	0
<b>2019</b>	0	0	0	0

\*Included only if program is more than one year in length

Student's Initials: \_\_\_\_\_ Date: \_\_\_\_\_

Initial only after you have had sufficient time to read and understand the information.



# NEW YORK FILM ACADEMY

COLLEGE OF VISUAL AND PERFORMING ARTS

## Job Placement Rates (includes data for the two calendar years prior to reporting)

Calendar Year	Number of Students Who Began the Program	Number of Graduates	Graduates Available for Employment	Graduates Employed in the Field	Placement Rate % Employment in the Field
2018	17	9	6	3	50%
2019	29	19	10	3	30%

You may obtain from the institution a list of the employment positions determined to be in the field for which a student received education and training. Please contact the Compliance Office.

## Gainful Employment Categories (includes data for the two calendar years prior to reporting)

### Part Time vs. Full -Time Employment

Calendar Year	Graduates Employed in the Field 20 to 29 hours per week	Graduates Employed in the Field at least 30 hours per week	Total Graduates Employed in the field
2018	0	0	3
2019	0	1	3

### Single Position vs. Concurrent Aggregated Positions

Calendar Year	Graduates Employed in the Field in a single position	Graduates Employed in the Field concurrent aggregated positions	Total Graduates Employed in the field
2018	0	0	3
2019	1	0	3

# NEW YORK FILM ACADEMY

COLLEGE OF VISUAL AND PERFORMING ARTS

## Self-Employed/Freelance Positions

Calendar Year	Graduates Employed who are self-employed or working freelance	Total Graduates Employed in the field
2018	3	3
2019	2	3

## Institutional Employment

Calendar Year	Graduates Employed in the field who are Employed by the Institution, an Employer Owned by the Institution, or an Employer who shares Ownership with the institution.	Total Graduates Employed in the field
2018	0	3
2019	0	3

Student's Initials: \_\_\_\_\_ Date: \_\_\_\_\_

**Initial only after you have had sufficient time to read and understand the information.**

### This Program may result in freelance or self-employment.

- The work available to graduates of this program is usually for freelance or self-employment.
- This type of work may not be consistent.
- The period of employment can range from one day to weeks to several months.
- Hours worked in a day or week may be more or less than the traditional 8 hours work day or 40-hour work week.
- You can expect to spend unpaid time expanding your networks, advertising, promoting your services, or honing your skills.
- Once graduates being to work freelance or are self-employed, they will be asked to provide documentation that they are employed as such so that they may be counted as placed for our job placement records.
- Students initialing this disclosure understand that either a majority or all of this school's graduates are employed in this manner and understand what comprises this work style.

Student's Initials: \_\_\_\_\_ Date: \_\_\_\_\_

**Initial only after you have had sufficient time to read and understand the information.**



**License Examination Passage Rates – This program does not lead to licensing examinations**

**Salary and Wage Information (includes data for the two calendar years prior to reporting)**

Annual salary and wages reported for graduates employed in the field.

Calendar Year	Graduates Available for Employment	Graduates Employed in the Field	\$0 - \$5,000	\$5,001 - \$10,000	\$35,001 - \$40,000	\$45,001 - \$50,000	No Salary Information Reported
2018	6	3	1	2	0	0	0
2019	10	3	2	0	1	0	0

A list of sources used to substantiate salary disclosures is available from the school. Please contact the Compliance Office.

Student’s Initials: \_\_\_\_\_ Date: \_\_\_\_\_

Initial only after you have had sufficient time to read and understand the information.

**COST OF EDUCATIONAL PROGRAM**

Total charges for the program for students completing on-time in 2018: \$123,187; 2019 \$127,364. Additional charges may be incurred if the program is not completed on-time.

Student’s Initials: \_\_\_\_\_ Date: \_\_\_\_\_

Initial only after you have had sufficient time to read and understand the information.

# NEW YORK FILM ACADEMY

COLLEGE OF VISUAL AND PERFORMING ARTS

## FEDERAL STUDENT LOAN DEBT

Calendar Year	Most recent three year cohort default rate, as reported by the United States Department of Education.*	The percentage of enrolled students receiving federal student loans to pay for this program.	The average amount of federal student loan debt of graduates who took out federal student loans at this institution.	The percentage of graduates who took out federal student loans to pay for this Education Program.
2018	1.8%	34%	\$30,415.50	31%
2019	2.5%	33%	\$32,195.33	38%

\*The percentage of students who defaulted on their federal student loans is called the Cohort Default Rate (CDR). It shows the percentage of this school's students who were more than 270 days (9 months) behind on their federal student loans within three years of when the first payment was due. This is the most recent CDR reported by the U.S. Department of Education.

**Student's Initials:** \_\_\_\_\_ **Date:** \_\_\_\_\_

**Initial only after you have had sufficient time to read and understand the information.**

This fact sheet is filed with the Bureau for Private Postsecondary Education. Regardless of any information you may have relating to the completion rates, starting salaries, or license exam passage rates, this fact sheet contains the information as calculated pursuant to state law.

Any questions a student may have regarding this fact sheet that have not been satisfactorily answered by the institution may be directed to the Bureau for Private Postsecondary Education at 1747 N. Market Blvd, Suite 225, Sacramento, CA 95834, [www.bppe.ca.gov](http://www.bppe.ca.gov), toll-free telephone number (888) 370-7589 or by fax (916) 263-1897.

\_\_\_\_\_  
**Student Name – Print**

\_\_\_\_\_  
**Student Signature**

\_\_\_\_\_  
**Date**

\_\_\_\_\_  
**School Official**

\_\_\_\_\_  
**Date**

## DEFINITIONS

- “Number of Students Who Began the Program” means the number of students who began a program who were scheduled to complete the program within 100% of the published program length within the reporting calendar year and excludes all students who cancelled during the cancellation period.
- “Students Available for Graduation” is the number of students who began the program minus the number of students who have died, been incarcerated, or been called to active military duty.
- “Number of On-time Graduates” is the number of students who completed the program within 100% of the published program length within the reporting calendar year.
- “On-time Completion Rate” is the number of on-time graduates divided by the number of students available for graduation.
- “150% Graduates” is the number of students who completed the program within 150% of the program length (includes on-time graduates).
- “150% Completion Rate” is the number of students who completed the program in the reported calendar year within 150% of the published program length, including on-time graduates, divided by the number of students available for graduation.
- “Graduates Available for Employment” means the number of graduates minus the number of graduates unavailable for employment.
- “Graduates Unavailable for Employment” means the graduates who, after graduation, die, become incarcerated, are called to active military duty, are international students that leave the United States or do not have a visa allowing employment in the United States, or are continuing their education in an accredited or bureau-approved postsecondary institution.
- “Graduates Employed in the Field” means graduates who beginning within six months after a student completes the applicable educational program are gainfully employed, whose employment has been reported, and for whom the institution has documented verification of employment. For occupations for which the state requires passing an examination, the six months period begins after the announcement of the examination results for the first examination available after a student completes an applicable educational program.
- “Placement Rate Employed in the Field” is calculated by dividing the number of graduates gainfully employed in the field by the number of graduates available for employment.
- “Number of Graduates Taking Exam” is the number of graduates who took the first available exam in the reported calendar year.

# NEW YORK FILM ACADEMY

COLLEGE OF VISUAL AND PERFORMING ARTS

- “First Available Exam Date” is the date for the first available exam after a student completed a program.
- “Passage Rate” is calculated by dividing the number of graduates who passed the exam by the number of graduates who took the reported licensing exam.
- “Number Who Passed First Available Exam” is the number of graduates who took and passed the first available licensing exam after completing the program.
- “Salary” is as reported by graduate or graduate’s employer.
- “No Salary Information Reported” is the number of graduates for whom, after making reasonable attempts, the school was not able to obtain salary information.

# NEW YORK FILM ACADEMY

COLLEGE OF VISUAL AND PERFORMING ARTS

## STUDENT'S RIGHT TO CANCEL

The student has a right to cancel this enrollment agreement and obtain a refund. A notice of cancellation or withdrawal must be made in writing. The written request must include the following information: specific timeframes, such as the date the course started and the date of cancellation or withdrawal. Notice of Withdrawal forms are available in the Office of the Registrar. Any student who intends to cancel or withdraw must submit a signed and dated copy of the Notice of Withdrawal Form, or any other form of written notice that includes the required information to:

New York Film Academy  
3300 W. Riverside Dr.  
Burbank, CA 91505

## REFUND INFORMATION:

The New York Film Academy will refund 100% of the amount paid for institutional charges, less an administrative processing fee of \$100.00 if notice of cancellation is made through attendance at the first class session, or the seventh class day after enrollment, whichever is later.

Notice of cancellation or withdrawal must be made no later than \_\_\_\_\_.

After the 100% refund period described above, a student may withdraw from a course after instruction has started and receive a pro rata refund (less a non-refundable administrative processing fee of \$100.00) for the unused portion of the tuition and other refundable charges, if the student has completed 60% or less of the term's instruction.

The amount of the refund is calculated based on the student's withdrawal date. Transfer credits will be awarded with a deduction in overall tuition based on a per credit unit cost. Refunds are disbursed within 30 days of the official withdrawal from the school. The withdrawal is dated on the day that the student gave written notice to the school.

# NEW YORK FILM ACADEMY

COLLEGE OF VISUAL AND PERFORMING ARTS

## SCHOOL PERFORMANCE FACT SHEET

CALENDAR YEARS 2018 & 2019

### Bachelor of Fine Arts in Producing for Film & Television – 3 Years

#### On-time Completion Rates (Graduation Rates)

Include data for the two calendar years prior to reporting

Calendar Year	Number of Student Who Began the Program	Students Available for Graduation	Number of On-time Graduates	On-time Completion Rates
<b>2018</b>	22	22	6	27%
<b>2019</b>	25	25	16	64%

Student's Initials: \_\_\_\_\_ Date: \_\_\_\_\_

Initial only after you have had sufficient time to read and understand the information.

#### Students Completing with 150% of Published Program Length

Calendar Year	Number of Student Who Began the Program	Students Available for Graduation	150% Graduates	150% Completion Rates
<b>2018</b>	0	0	0	0
<b>2019</b>	0	0	0	0

\*Included only if program is more than one year in length

Student's Initials: \_\_\_\_\_ Date: \_\_\_\_\_

Initial only after you have had sufficient time to read and understand the information.



# NEW YORK FILM ACADEMY

COLLEGE OF VISUAL AND PERFORMING ARTS

## Job Placement Rates (includes data for the two calendar years prior to reporting)

Calendar Year	Number of Students Who Began the Program	Number of Graduates	Graduates Available for Employment	Graduates Employed in the Field	Placement Rate % Employment in the Field
2018	22	6	5	1	20%
2019	25	16	14	2	14%

You may obtain from the institution a list of the employment positions determined to be in the field for which a student received education and training. Please contact the Compliance Office.

## Gainful Employment Categories (includes data for the two calendar years prior to reporting)

### Part Time vs. Full -Time Employment

Calendar Year	Graduates Employed in the Field 20 to 29 hours per week	Graduates Employed in the Field at least 30 hours per week	Total Graduates Employed in the field
2018	0	0	1
2019	1	0	2

### Single Position vs. Concurrent Aggregated Positions

Calendar Year	Graduates Employed in the Field in a single position	Graduates Employed in the Field concurrent aggregated positions	Total Graduates Employed in the field
2018	0	0	1
2019	1	0	2

# NEW YORK FILM ACADEMY

COLLEGE OF VISUAL AND PERFORMING ARTS

## Self-Employed/Freelance Positions

Calendar Year	Graduates Employed who are self-employed or working freelance	Total Graduates Employed in the field
2018	1	1
2019	1	2

## Institutional Employment

Calendar Year	Graduates Employed in the field who are Employed by the Institution, an Employer Owned by the Institution, or an Employer who shares Ownership with the institution.	Total Graduates Employed in the field
2018	0	1
2019	0	2

Student's Initials: \_\_\_\_\_ Date: \_\_\_\_\_

Initial only after you have had sufficient time to read and understand the information.

### This Program may result in freelance or self-employment.

- The work available to graduates of this program is usually for freelance or self-employment.
- This type of work may not be consistent.
- The period of employment can range from one day to weeks to several months.
- Hours worked in a day or week may be more or less than the traditional 8 hours work day or 40-hour work week.
- You can expect to spend unpaid time expanding your networks, advertising, promoting your services, or honing your skills.
- Once graduates being to work freelance or are self-employed, they will be asked to provide documentation that they are employed as such so that they may be counted as placed for our job placement records.
- Students initialing this disclosure understand that either a majority or all of this school's graduates are employed in this manner and understand what comprises this work style.

Student's Initials: \_\_\_\_\_ Date: \_\_\_\_\_

Initial only after you have had sufficient time to read and understand the information.



**License Examination Passage Rates – This program does not lead to licensing examinations**

**Salary and Wage Information (includes data for the two calendar years prior to reporting)**

Annual salary and wages reported for graduates employed in the field.

Calendar Year	Graduates Available for Employment	Graduates Employed in the Field	\$0 - \$5,000	\$10,001 - \$15,000	\$25,001 - \$30,000	\$45,001 - \$50,000	No Salary Information Reported
2018	5	1	1	0	0	0	0
2019	14	2	1	1	0	0	0

A list of sources used to substantiate salary disclosures is available from the school. Please contact the Compliance Office.

**Student’s Initials: \_\_\_\_\_ Date: \_\_\_\_\_**

**Initial only after you have had sufficient time to read and understand the information.**

**COST OF EDUCATIONAL PROGRAM**

Total charges for the program for students completing on-time in 2018: \$123,320; 2019: \$127,505. Additional charges may be incurred if the program is not completed on-time.

**Student’s Initials: \_\_\_\_\_ Date: \_\_\_\_\_**

**Initial only after you have had sufficient time to read and understand the information.**

# NEW YORK FILM ACADEMY

COLLEGE OF VISUAL AND PERFORMING ARTS

## FEDERAL STUDENT LOAN DEBT

Calendar Year	Most recent three year cohort default rate, as reported by the United States Department of Education.*	The percentage of enrolled students receiving federal student loans to pay for this program.	The average amount of federal student loan debt of graduates who took out federal student loans at this institution.	The percentage of graduates who took out federal student loans to pay for this Education Program.
2018	1.8%	21%	\$25,354	14.3%
2019	2.5%	29%	\$44,472.60	42%

\*The percentage of students who defaulted on their federal student loans is called the Cohort Default Rate (CDR). It shows the percentage of this school's students who were more than 270 days (9 months) behind on their federal student loans within three years of when the first payment was due. This is the most recent CDR reported by the U.S. Department of Education.

**Student's Initials:** \_\_\_\_\_ **Date:** \_\_\_\_\_

**Initial only after you have had sufficient time to read and understand the information.**

This fact sheet is filed with the Bureau for Private Postsecondary Education. Regardless of any information you may have relating to the completion rates, starting salaries, or license exam passage rates, this fact sheet contains the information as calculated pursuant to state law.

Any questions a student may have regarding this fact sheet that have not been satisfactorily answered by the institution may be directed to the Bureau for Private Postsecondary Education at 1747 N. Market Blvd, Suite 225, Sacramento, CA 95834, [www.bppe.ca.gov](http://www.bppe.ca.gov), toll-free telephone number (888) 370-7589 or by fax (916) 263-1897.

\_\_\_\_\_  
**Student Name – Print**

\_\_\_\_\_  
**Student Signature**

\_\_\_\_\_  
**Date**

\_\_\_\_\_  
**School Official**

\_\_\_\_\_  
**Date**

## DEFINITIONS

- “Number of Students Who Began the Program” means the number of students who began a program who were scheduled to complete the program within 100% of the published program length within the reporting calendar year and excludes all students who cancelled during the cancellation period.
- “Students Available for Graduation” is the number of students who began the program minus the number of students who have died, been incarcerated, or been called to active military duty.
- “Number of On-time Graduates” is the number of students who completed the program within 100% of the published program length within the reporting calendar year.
- “On-time Completion Rate” is the number of on-time graduates divided by the number of students available for graduation.
- “150% Graduates” is the number of students who completed the program within 150% of the program length (includes on-time graduates).
- “150% Completion Rate” is the number of students who completed the program in the reported calendar year within 150% of the published program length, including on-time graduates, divided by the number of students available for graduation.
- “Graduates Available for Employment” means the number of graduates minus the number of graduates unavailable for employment.
- “Graduates Unavailable for Employment” means the graduates who, after graduation, die, become incarcerated, are called to active military duty, are international students that leave the United States or do not have a visa allowing employment in the United States, or are continuing their education in an accredited or bureau-approved postsecondary institution.
- “Graduates Employed in the Field” means graduates who beginning within six months after a student completes the applicable educational program are gainfully employed, whose employment has been reported, and for whom the institution has documented verification of employment. For occupations for which the state requires passing an examination, the six months period begins after the announcement of the examination results for the first examination available after a student completes an applicable educational program.
- “Placement Rate Employed in the Field” is calculated by dividing the number of graduates gainfully employed in the field by the number of graduates available for employment.
- “Number of Graduates Taking Exam” is the number of graduates who took the first available exam in the reported calendar year.

# NEW YORK FILM ACADEMY

COLLEGE OF VISUAL AND PERFORMING ARTS

- “First Available Exam Date” is the date for the first available exam after a student completed a program.
- “Passage Rate” is calculated by dividing the number of graduates who passed the exam by the number of graduates who took the reported licensing exam.
- “Number Who Passed First Available Exam” is the number of graduates who took and passed the first available licensing exam after completing the program.
- “Salary” is as reported by graduate or graduate’s employer.
- “No Salary Information Reported” is the number of graduates for whom, after making reasonable attempts, the school was not able to obtain salary information.

# NEW YORK FILM ACADEMY

COLLEGE OF VISUAL AND PERFORMING ARTS

## STUDENT'S RIGHT TO CANCEL

The student has a right to cancel this enrollment agreement and obtain a refund. A notice of cancellation or withdrawal must be made in writing. The written request must include the following information: specific timeframes, such as the date the course started and the date of cancellation or withdrawal. Notice of Withdrawal forms are available in the Office of the Registrar. Any student who intends to cancel or withdraw must submit a signed and dated copy of the Notice of Withdrawal Form, or any other form of written notice that includes the required information to:

New York Film Academy  
3300 W. Riverside Dr.  
Burbank, CA 91505

## REFUND INFORMATION:

The New York Film Academy will refund 100% of the amount paid for institutional charges, less an administrative processing fee of \$100.00 if notice of cancellation is made through attendance at the first class session, or the seventh class day after enrollment, whichever is later.

Notice of cancellation or withdrawal must be made no later than \_\_\_\_\_.

After the 100% refund period described above, a student may withdraw from a course after instruction has started and receive a pro rata refund (less a non-refundable administrative processing fee of \$100.00) for the unused portion of the tuition and other refundable charges, if the student has completed 60% or less of the term's instruction.

The amount of the refund is calculated based on the student's withdrawal date. Transfer credits will be awarded with a deduction in overall tuition based on a per credit unit cost. Refunds are disbursed within 30 days of the official withdrawal from the school. The withdrawal is dated on the day that the student gave written notice to the school.

# NEW YORK FILM ACADEMY

COLLEGE OF VISUAL AND PERFORMING ARTS

## SCHOOL PERFORMANCE FACT SHEET

### CALENDAR YEARS 2018 & 2019

#### Bachelor of Fine Arts in Screenwriting – 3 Years

#### On-time Completion Rates (Graduation Rates)

Include data for the two calendar years prior to reporting

Calendar Year	Number of Student Who Began the Program	Students Available for Graduation	Number of On-time Graduates	On-time Completion Rates
<b>2018</b>	24	24	14	58%
<b>2019</b>	22	22	12	55%

Student's Initials: \_\_\_\_\_ Date: \_\_\_\_\_

Initial only after you have had sufficient time to read and understand the information.

#### Students Completing with 150% of Published Program Length

Calendar Year	Number of Student Who Began the Program	Students Available for Graduation	150% Graduates	150% Completion Rates
<b>2018</b>	0	0	0	0
<b>2019</b>	0	0	0	0

\*Included only if program is more than one year in length

Student's Initials: \_\_\_\_\_ Date: \_\_\_\_\_

Initial only after you have had sufficient time to read and understand the information.



# NEW YORK FILM ACADEMY

COLLEGE OF VISUAL AND PERFORMING ARTS

## Job Placement Rates (includes data for the two calendar years prior to reporting)

Calendar Year	Number of Students Who Began the Program	Number of Graduates	Graduates Available for Employment	Graduates Employed in the Field	Placement Rate % Employment in the Field
2018	24	14	13	3	23%
2019	22	12	9	1	11%

You may obtain from the institution a list of the employment positions determined to be in the field for which a student received education and training. Please contact the Compliance Office.

## Gainful Employment Categories (includes data for the two calendar years prior to reporting)

### Part Time vs. Full -Time Employment

Calendar Year	Graduates Employed in the Field 20 to 29 hours per week	Graduates Employed in the Field at least 30 hours per week	Total Graduates Employed in the field
2018	2	1	3
2019	0	1	1

### Single Position vs. Concurrent Aggregated Positions

Calendar Year	Graduates Employed in the Field in a single position	Graduates Employed in the Field concurrent aggregated positions	Total Graduates Employed in the field
2018	3	0	3
2019	1	0	1

# NEW YORK FILM ACADEMY

COLLEGE OF VISUAL AND PERFORMING ARTS

## Self-Employed/Freelance Positions

Calendar Year	Graduates Employed who are self-employed or working freelance	Total Graduates Employed in the field
2018	0	3
2019	0	1

## Institutional Employment

Calendar Year	Graduates Employed in the field who are Employed by the Institution, an Employer Owned by the Institution, or an Employer who shares Ownership with the institution.	Total Graduates Employed in the field
2018	0	3
2019	0	1

**Student's Initials:** \_\_\_\_\_ **Date:** \_\_\_\_\_

**Initial only after you have had sufficient time to read and understand the information.**

### This Program may result in freelance or self-employment.

- The work available to graduates of this program is usually for freelance or self-employment.
- This type of work may not be consistent.
- The period of employment can range from one day to weeks to several months.
- Hours worked in a day or week may be more or less than the traditional 8 hours work day or 40-hour work week.
- You can expect to spend unpaid time expanding your networks, advertising, promoting your services, or honing your skills.
- Once graduates being to work freelance or are self-employed, they will be asked to provide documentation that they are employed as such so that they may be counted as placed for our job placement records.
- Students initialing this disclosure understand that either a majority or all of this school's graduates are employed in this manner and understand what comprises this work style.

**Student's Initials:** \_\_\_\_\_ **Date:** \_\_\_\_\_

**Initial only after you have had sufficient time to read and understand the information.**



**License Examination Passage Rates – This program does not lead to licensing examinations**

**Salary and Wage Information (includes data for the two calendar years prior to reporting)**

Annual salary and wages reported for graduates employed in the field.

Calendar Year	Graduates Available for Employment	Graduates Employed in the Field	\$0 - \$5,000	\$10,001 - \$15,000	\$30,001 - \$35,000	\$40,001 - \$45,000	\$55,001 - \$60,000	No Salary Information Reported
2018	13	3	1	0	1	0	1	0
2019	9	1	0	0	0	1	0	0

A list of sources used to substantiate salary disclosures is available from the school. Please contact the Compliance Office.

Student’s Initials: \_\_\_\_\_ Date: \_\_\_\_\_

Initial only after you have had sufficient time to read and understand the information.

**COST OF EDUCATIONAL PROGRAM**

Total charges for the program for students completing on-time in 2018: \$95,801; 2019 \$99,054.

Additional charges may be incurred if the program is not completed on-time.

Student’s Initials: \_\_\_\_\_ Date: \_\_\_\_\_

Initial only after you have had sufficient time to read and understand the information.

# NEW YORK FILM ACADEMY

COLLEGE OF VISUAL AND PERFORMING ARTS

## FEDERAL STUDENT LOAN DEBT

Calendar Year	Most recent three year cohort default rate, as reported by the United States Department of Education.*	The percentage of enrolled students receiving federal student loans to pay for this program.	The average amount of federal student loan debt of graduates who took out federal student loans at this institution.	The percentage of graduates who took out federal student loans to pay for this Education Program.
2018	1.8%	56%	\$35,526.86	44%
2019	2.5%	56%	\$37,601.79	52%

\*The percentage of students who defaulted on their federal student loans is called the Cohort Default Rate (CDR). It shows the percentage of this school's students who were more than 270 days (9 months) behind on their federal student loans within three years of when the first payment was due. This is the most recent CDR reported by the U.S. Department of Education.

**Student's Initials:** \_\_\_\_\_ **Date:** \_\_\_\_\_

**Initial only after you have had sufficient time to read and understand the information.**

This fact sheet is filed with the Bureau for Private Postsecondary Education. Regardless of any information you may have relating to the completion rates, starting salaries, or license exam passage rates, this fact sheet contains the information as calculated pursuant to state law.

Any questions a student may have regarding this fact sheet that have not been satisfactorily answered by the institution may be directed to the Bureau for Private Postsecondary Education at 1747 N. Market Blvd, Suite 225, Sacramento, CA 95834, [www.bppe.ca.gov](http://www.bppe.ca.gov), toll-free telephone number (888) 370-7589 or by fax (916) 263-1897.

\_\_\_\_\_  
**Student Name – Print**

\_\_\_\_\_  
**Student Signature**

\_\_\_\_\_  
**Date**

\_\_\_\_\_  
**School Official**

\_\_\_\_\_  
**Date**

## DEFINITIONS

- “Number of Students Who Began the Program” means the number of students who began a program who were scheduled to complete the program within 100% of the published program length within the reporting calendar year and excludes all students who cancelled during the cancellation period.
- “Students Available for Graduation” is the number of students who began the program minus the number of students who have died, been incarcerated, or been called to active military duty.
- “Number of On-time Graduates” is the number of students who completed the program within 100% of the published program length within the reporting calendar year.
- “On-time Completion Rate” is the number of on-time graduates divided by the number of students available for graduation.
- “150% Graduates” is the number of students who completed the program within 150% of the program length (includes on-time graduates).
- “150% Completion Rate” is the number of students who completed the program in the reported calendar year within 150% of the published program length, including on-time graduates, divided by the number of students available for graduation.
- “Graduates Available for Employment” means the number of graduates minus the number of graduates unavailable for employment.
- “Graduates Unavailable for Employment” means the graduates who, after graduation, die, become incarcerated, are called to active military duty, are international students that leave the United States or do not have a visa allowing employment in the United States, or are continuing their education in an accredited or bureau-approved postsecondary institution.
- “Graduates Employed in the Field” means graduates who beginning within six months after a student completes the applicable educational program are gainfully employed, whose employment has been reported, and for whom the institution has documented verification of employment. For occupations for which the state requires passing an examination, the six months period begins after the announcement of the examination results for the first examination available after a student completes an applicable educational program.
- “Placement Rate Employed in the Field” is calculated by dividing the number of graduates gainfully employed in the field by the number of graduates available for employment.
- “Number of Graduates Taking Exam” is the number of graduates who took the first available exam in the reported calendar year.

# NEW YORK FILM ACADEMY

COLLEGE OF VISUAL AND PERFORMING ARTS

- “First Available Exam Date” is the date for the first available exam after a student completed a program.
- “Passage Rate” is calculated by dividing the number of graduates who passed the exam by the number of graduates who took the reported licensing exam.
- “Number Who Passed First Available Exam” is the number of graduates who took and passed the first available licensing exam after completing the program.
- “Salary” is as reported by graduate or graduate’s employer.
- “No Salary Information Reported” is the number of graduates for whom, after making reasonable attempts, the school was not able to obtain salary information.

# NEW YORK FILM ACADEMY

COLLEGE OF VISUAL AND PERFORMING ARTS

## STUDENT'S RIGHT TO CANCEL

The student has a right to cancel this enrollment agreement and obtain a refund. A notice of cancellation or withdrawal must be made in writing. The written request must include the following information: specific timeframes, such as the date the course started and the date of cancellation or withdrawal. Notice of Withdrawal forms are available in the Office of the Registrar. Any student who intends to cancel or withdraw must submit a signed and dated copy of the Notice of Withdrawal Form, or any other form of written notice that includes the required information to:

New York Film Academy  
3300 W. Riverside Dr.  
Burbank, CA 91505

## REFUND INFORMATION:

The New York Film Academy will refund 100% of the amount paid for institutional charges, less an administrative processing fee of \$100.00 if notice of cancellation is made through attendance at the first class session, or the seventh class day after enrollment, whichever is later.

Notice of cancellation or withdrawal must be made no later than \_\_\_\_\_.

After the 100% refund period described above, a student may withdraw from a course after instruction has started and receive a pro rata refund (less a non-refundable administrative processing fee of \$100.00) for the unused portion of the tuition and other refundable charges, if the student has completed 60% or less of the term's instruction.

The amount of the refund is calculated based on the student's withdrawal date. Transfer credits will be awarded with a deduction in overall tuition based on a per credit unit cost. Refunds are disbursed within 30 days of the official withdrawal from the school. The withdrawal is dated on the day that the student gave written notice to the school.

# NEW YORK FILM ACADEMY

COLLEGE OF VISUAL AND PERFORMING ARTS

## SCHOOL PERFORMANCE FACT SHEET

### CALENDAR YEARS 2018 & 2019

#### Master of Arts in Film & Media Production – 1 Year

#### On-time Completion Rates (Graduation Rates)

Include data for the two calendar years prior to reporting

Calendar Year	Number of Student Who Began the Program	Students Available for Graduation	Number of On-time Graduates	On-time Completion Rates
<b>2018</b>	52	52	47	90%
<b>2019</b>	53	53	47	89%

Student's Initials: \_\_\_\_\_ Date: \_\_\_\_\_

Initial only after you have had sufficient time to read and understand the information.

#### Students Completing with 150% of Published Program Length

Calendar Year	Number of Student Who Began the Program	Students Available for Graduation	150% Graduates	150% Completion Rates
<b>2018</b>	0	0	0	0
<b>2019</b>	0	0	0	0

\*Included only if program is more than one year in length

Student's Initials: \_\_\_\_\_ Date: \_\_\_\_\_

Initial only after you have had sufficient time to read and understand the information.



# NEW YORK FILM ACADEMY

COLLEGE OF VISUAL AND PERFORMING ARTS

## Job Placement Rates (includes data for the two calendar years prior to reporting)

Calendar Year	Number of Students Who Began the Program	Number of Graduates	Graduates Available for Employment	Graduates Employed in the Field	Placement Rate % Employment in the Field
2018	52	47	19	6	32%
2019	53	47	36	17	47%

You may obtain from the institution a list of the employment positions determined to be in the field for which a student received education and training. Please contact the Compliance Office.

## Gainful Employment Categories (includes data for the two calendar years prior to reporting)

### Part Time vs. Full -Time Employment

Calendar Year	Graduates Employed in the Field 20 to 29 hours per week	Graduates Employed in the Field at least 30 hours per week	Total Graduates Employed in the field
2018	1	3	6
2019	2	2	17

### Single Position vs. Concurrent Aggregated Positions

Calendar Year	Graduates Employed in the Field in a single position	Graduates Employed in the Field concurrent aggregated positions	Total Graduates Employed in the field
2018	6	0	6
2019	4	0	17

# NEW YORK FILM ACADEMY

COLLEGE OF VISUAL AND PERFORMING ARTS

## Self-Employed/Freelance Positions

Calendar Year	Graduates Employed who are self-employed or working freelance	Total Graduates Employed in the field
2018	2	6
2019	13	17

## Institutional Employment

Calendar Year	Graduates Employed in the field who are Employed by the Institution, an Employer Owned by the Institution, or an Employer who shares Ownership with the institution.	Total Graduates Employed in the field
2018	0	6
2019	0	17

**Student's Initials:** \_\_\_\_\_ **Date:** \_\_\_\_\_

**Initial only after you have had sufficient time to read and understand the information.**

### This Program may result in freelance or self-employment.

- The work available to graduates of this program is usually for freelance or self-employment.
- This type of work may not be consistent.
- The period of employment can range from one day to weeks to several months.
- Hours worked in a day or week may be more or less than the traditional 8 hours work day or 40-hour work week.
- You can expect to spend unpaid time expanding your networks, advertising, promoting your services, or honing your skills.
- Once graduates being to work freelance or are self-employed, they will be asked to provide documentation that they are employed as such so that they may be counted as placed for our job placement records.
- Students initialing this disclosure understand that either a majority or all of this school's graduates are employed in this manner and understand what comprises this work style.

**Student's Initials:** \_\_\_\_\_ **Date:** \_\_\_\_\_

**Initial only after you have had sufficient time to read and understand the information.**

# NEW YORK FILM ACADEMY

COLLEGE OF VISUAL AND PERFORMING ARTS

**License Examination Passage Rates – This program does not lead to licensing examinations**

**Salary and Wage Information (includes data for the two calendar years prior to reporting)**

Annual salary and wages reported for graduates employed in the field.

Calendar Year	Graduates Available for Employment	Graduates Employed in the Field	\$0 - \$5,000	\$5,001 - \$10,000	\$10,001 - \$15,000	\$15,001 - \$20,000	\$20,001 - \$25,000	\$30,001 - \$35,000	\$35,001 - \$40,000	\$45,001 - \$50,000	\$55,001 - \$60,000	\$65,001 - \$70,000
2018	19	6	3	1	0	0	0	1	0	0	0	1
2019	36	17	9	1	1	2	1	0	1	1	1	0

A list of sources used to substantiate salary disclosures is available from the school. Please contact the Compliance Office.

**Student's Initials: \_\_\_\_\_ Date: \_\_\_\_\_**

**Initial only after you have had sufficient time to read and understand the information.**

**COST OF EDUCATIONAL PROGRAM**

Total charges for the program for students completing on-time in 2018: \$44,760; 2019: \$46,278. Additional charges may be incurred if the program is not completed on-time.

**Student's Initials: \_\_\_\_\_ Date: \_\_\_\_\_**

**Initial only after you have had sufficient time to read and understand the information.**

# NEW YORK FILM ACADEMY

COLLEGE OF VISUAL AND PERFORMING ARTS

## FEDERAL STUDENT LOAN DEBT

Calendar Year	Most recent three year cohort default rate, as reported by the United State Department of Education.*	The percentage of enrolled students receiving federal student loans to pay for this program.	The average amount of federal student loan debt of graduates who took out federal student loans at this institution.	The percentage of graduates who took out federal student loans to pay for this Education Program.
2018	1.8%	4%	\$65,171	4%
2019	2.5%	16%	\$46,883.80	19%

\*The percentage of students who defaulted on their federal student loans is called the Cohort Default Rate (CDR). It shows the percentage of this school's students who were more than 270 days (9 months) behind on their federal student loans within three years of when the first payment was due. This is the most recent CDR reported by the U.S. Department of Education.

**Student's Initials:** \_\_\_\_\_ **Date:** \_\_\_\_\_

**Initial only after you have had sufficient time to read and understand the information.**

This fact sheet is filed with the Bureau for Private Postsecondary Education. Regardless of any information you may have relating to the completion rates, starting salaries, or license exam passage rates, this fact sheet contains the information as calculated pursuant to state law.

Any questions a student may have regarding this fact sheet that have not been satisfactorily answered by the institution may be directed to the Bureau for Private Postsecondary Education at 1747 N. Market Blvd, Suite 225, Sacramento, CA 95834, [www.bppe.ca.gov](http://www.bppe.ca.gov), toll-free telephone number (888) 370-7589 or by fax (916) 263-1897.

\_\_\_\_\_  
**Student Name – Print**

\_\_\_\_\_  
**Student Signature**

\_\_\_\_\_  
**Date**

\_\_\_\_\_  
**School Official**

\_\_\_\_\_  
**Date**

## DEFINITIONS

- “Number of Students Who Began the Program” means the number of students who began a program who were scheduled to complete the program within 100% of the published program length within the reporting calendar year and excludes all students who cancelled during the cancellation period.
- “Students Available for Graduation” is the number of students who began the program minus the number of students who have died, been incarcerated, or been called to active military duty.
- “Number of On-time Graduates” is the number of students who completed the program within 100% of the published program length within the reporting calendar year.
- “On-time Completion Rate” is the number of on-time graduates divided by the number of students available for graduation.
- “150% Graduates” is the number of students who completed the program within 150% of the program length (includes on-time graduates).
- “150% Completion Rate” is the number of students who completed the program in the reported calendar year within 150% of the published program length, including on-time graduates, divided by the number of students available for graduation.
- “Graduates Available for Employment” means the number of graduates minus the number of graduates unavailable for employment.
- “Graduates Unavailable for Employment” means the graduates who, after graduation, die, become incarcerated, are called to active military duty, are international students that leave the United States or do not have a visa allowing employment in the United States, or are continuing their education in an accredited or bureau-approved postsecondary institution.
- “Graduates Employed in the Field” means graduates who beginning within six months after a student completes the applicable educational program are gainfully employed, whose employment has been reported, and for whom the institution has documented verification of employment. For occupations for which the state requires passing an examination, the six months period begins after the announcement of the examination results for the first examination available after a student completes an applicable educational program.
- “Placement Rate Employed in the Field” is calculated by dividing the number of graduates gainfully employed in the field by the number of graduates available for employment.
- “Number of Graduates Taking Exam” is the number of graduates who took the first available exam in the reported calendar year.

# NEW YORK FILM ACADEMY

COLLEGE OF VISUAL AND PERFORMING ARTS

- “First Available Exam Date” is the date for the first available exam after a student completed a program.
- “Passage Rate” is calculated by dividing the number of graduates who passed the exam by the number of graduates who took the reported licensing exam.
- “Number Who Passed First Available Exam” is the number of graduates who took and passed the first available licensing exam after completing the program.
- “Salary” is as reported by graduate or graduate’s employer.
- “No Salary Information Reported” is the number of graduates for whom, after making reasonable attempts, the school was not able to obtain salary information.

# NEW YORK FILM ACADEMY

COLLEGE OF VISUAL AND PERFORMING ARTS

## STUDENT'S RIGHT TO CANCEL

The student has a right to cancel this enrollment agreement and obtain a refund. A notice of cancellation or withdrawal must be made in writing. The written request must include the following information: specific timeframes, such as the date the course started and the date of cancellation or withdrawal. Notice of Withdrawal forms are available in the Office of the Registrar. Any student who intends to cancel or withdraw must submit a signed and dated copy of the Notice of Withdrawal Form, or any other form of written notice that includes the required information to:

New York Film Academy  
3300 W. Riverside Dr.  
Burbank, CA 91505

## REFUND INFORMATION:

The New York Film Academy will refund 100% of the amount paid for institutional charges, less an administrative processing fee of \$100.00 if notice of cancellation is made through attendance at the first class session, or the seventh class day after enrollment, whichever is later.

Notice of cancellation or withdrawal must be made no later than \_\_\_\_\_.

After the 100% refund period described above, a student may withdraw from a course after instruction has started and receive a pro rata refund (less a non-refundable administrative processing fee of \$100.00) for the unused portion of the tuition and other refundable charges, if the student has completed 60% or less of the term's instruction.

The amount of the refund is calculated based on the student's withdrawal date. Transfer credits will be awarded with a deduction in overall tuition based on a per credit unit cost. Refunds are disbursed within 30 days of the official withdrawal from the school. The withdrawal is dated on the day that the student gave written notice to the school.

# NEW YORK FILM ACADEMY

COLLEGE OF VISUAL AND PERFORMING ARTS

## SCHOOL PERFORMANCE FACT SHEET

### CALENDAR YEARS 2018 & 2019

#### Master of Arts in Producing – 1 Year

#### On-time Completion Rates (Graduation Rates)

Include data for the two calendar years prior to reporting

Calendar Year	Number of Student Who Began the Program	Students Available for Graduation	Number of On-time Graduates	On-time Completion Rates
<b>2018</b>	13	13	9	69%
<b>2019</b>	4	4	3	75%

Student's Initials: \_\_\_\_\_ Date: \_\_\_\_\_

Initial only after you have had sufficient time to read and understand the information.

#### Students Completing with 150% of Published Program Length

Calendar Year	Number of Student Who Began the Program	Students Available for Graduation	150% Graduates	150% Completion Rates
<b>2018</b>	0	0	0	0
<b>2019</b>	0	0	0	0

\*Included only if program is more than one year in length

Student's Initials: \_\_\_\_\_ Date: \_\_\_\_\_

Initial only after you have had sufficient time to read and understand the information.



# NEW YORK FILM ACADEMY

COLLEGE OF VISUAL AND PERFORMING ARTS

## Job Placement Rates (includes data for the two calendar years prior to reporting)

Calendar Year	Number of Students Who Began the Program	Number of Graduates	Graduates Available for Employment	Graduates Employed in the Field	Placement Rate % Employment in the Field
2018	13	9	9	0	0%
2019	4	3	2	1	50%

You may obtain from the institution a list of the employment positions determined to be in the field for which a student received education and training. Please contact the Compliance Office.

## Gainful Employment Categories (includes data for the two calendar years prior to reporting)

### Part Time vs. Full -Time Employment

Calendar Year	Graduates Employed in the Field 20 to 29 hours per week	Graduates Employed in the Field at least 30 hours per week	Total Graduates Employed in the field
2018	0	0	0
2019	0	0	1

### Single Position vs. Concurrent Aggregated Positions

Calendar Year	Graduates Employed in the Field in a single position	Graduates Employed in the Field concurrent aggregated positions	Total Graduates Employed in the field
2018	0	0	0
2019	0	0	1

# NEW YORK FILM ACADEMY

COLLEGE OF VISUAL AND PERFORMING ARTS

## Self-Employed/Freelance Positions

Calendar Year	Graduates Employed who are self-employed or working freelance	Total Graduates Employed in the field
2018	0	0
2019	1	1

## Institutional Employment

Calendar Year	Graduates Employed in the field who are Employed by the Institution, an Employer Owned by the Institution, or an Employer who shares Ownership with the institution.	Total Graduates Employed in the field
2018	0	0
2019	0	1

**Student's Initials:** \_\_\_\_\_ **Date:** \_\_\_\_\_

**Initial only after you have had sufficient time to read and understand the information.**

### This Program may result in freelance or self-employment.

- The work available to graduates of this program is usually for freelance or self-employment.
- This type of work may not be consistent.
- The period of employment can range from one day to weeks to several months.
- Hours worked in a day or week may be more or less than the traditional 8 hours work day or 40-hour work week.
- You can expect to spend unpaid time expanding your networks, advertising, promoting your services, or honing your skills.
- Once graduates being to work freelance or are self-employed, they will be asked to provide documentation that they are employed as such so that they may be counted as placed for our job placement records.
- Students initialing this disclosure understand that either a majority or all of this school's graduates are employed in this manner and understand what comprises this work style.

**Student's Initials:** \_\_\_\_\_ **Date:** \_\_\_\_\_

**Initial only after you have had sufficient time to read and understand the information.**



**License Examination Passage Rates – This program does not lead to licensing examinations**

**Salary and Wage Information (includes data for the two calendar years prior to reporting)**

Annual salary and wages reported for graduates employed in the field.

Calendar Year	Graduates Available for Employment	Graduates Employed in the Field	\$5,001	\$10,001	\$25,001	\$30,001	\$45,001	No Salary Information Reported
			- \$10,000	- \$15,000	- \$30,000	- \$35,000	- \$50,000	
2018	0	0	0	0	0	0	0	0
2019	2	1	0	0	0	1	0	0

A list of sources used to substantiate salary disclosures is available from the school. Please contact the Compliance Office.

Student’s Initials: \_\_\_\_\_ Date: \_\_\_\_\_

Initial only after you have had sufficient time to read and understand the information.

**COST OF EDUCATIONAL PROGRAM**

Total charges for the program for students completing on-time in 2018: \$42,764; 2019: \$44,216. Additional charges may be incurred if the program is not completed on-time.

Student’s Initials: \_\_\_\_\_ Date: \_\_\_\_\_

Initial only after you have had sufficient time to read and understand the information.

# NEW YORK FILM ACADEMY

COLLEGE OF VISUAL AND PERFORMING ARTS

## FEDERAL STUDENT LOAN DEBT

Calendar Year	Most recent three year cohort default rate, as reported by the United States Department of Education.*	The percentage of enrolled students receiving federal student loans to pay for this program.	The average amount of federal student loan debt of graduates who took out federal student loans at this institution.	The percentage of graduates who took out federal student loans to pay for this Education Program.
2018	1.8%	11%	\$0	0%
2019	2.5%	29%	\$43,764.67	25%

\*The percentage of students who defaulted on their federal student loans is called the Cohort Default Rate (CDR). It shows the percentage of this school's students who were more than 270 days (9 months) behind on their federal student loans within three years of when the first payment was due. This is the most recent CDR reported by the U.S. Department of Education.

**Student's Initials:** \_\_\_\_\_ **Date:** \_\_\_\_\_

**Initial only after you have had sufficient time to read and understand the information.**

This fact sheet is filed with the Bureau for Private Postsecondary Education. Regardless of any information you may have relating to the completion rates, starting salaries, or license exam passage rates, this fact sheet contains the information as calculated pursuant to state law.

Any questions a student may have regarding this fact sheet that have not been satisfactorily answered by the institution may be directed to the Bureau for Private Postsecondary Education at 1747 N. Market Blvd, Suite 225, Sacramento, CA 95834, [www.bppe.ca.gov](http://www.bppe.ca.gov), toll-free telephone number (888) 370-7589 or by fax (916) 263-1897.

\_\_\_\_\_  
**Student Name – Print**

\_\_\_\_\_  
**Student Signature**

\_\_\_\_\_  
**Date**

\_\_\_\_\_  
**School Official**

\_\_\_\_\_  
**Date**

## DEFINITIONS

- “Number of Students Who Began the Program” means the number of students who began a program who were scheduled to complete the program within 100% of the published program length within the reporting calendar year and excludes all students who cancelled during the cancellation period.
- “Students Available for Graduation” is the number of students who began the program minus the number of students who have died, been incarcerated, or been called to active military duty.
- “Number of On-time Graduates” is the number of students who completed the program within 100% of the published program length within the reporting calendar year.
- “On-time Completion Rate” is the number of on-time graduates divided by the number of students available for graduation.
- “150% Graduates” is the number of students who completed the program within 150% of the program length (includes on-time graduates).
- “150% Completion Rate” is the number of students who completed the program in the reported calendar year within 150% of the published program length, including on-time graduates, divided by the number of students available for graduation.
- “Graduates Available for Employment” means the number of graduates minus the number of graduates unavailable for employment.
- “Graduates Unavailable for Employment” means the graduates who, after graduation, die, become incarcerated, are called to active military duty, are international students that leave the United States or do not have a visa allowing employment in the United States, or are continuing their education in an accredited or bureau-approved postsecondary institution.
- “Graduates Employed in the Field” means graduates who beginning within six months after a student completes the applicable educational program are gainfully employed, whose employment has been reported, and for whom the institution has documented verification of employment. For occupations for which the state requires passing an examination, the six months period begins after the announcement of the examination results for the first examination available after a student completes an applicable educational program.
- “Placement Rate Employed in the Field” is calculated by dividing the number of graduates gainfully employed in the field by the number of graduates available for employment.
- “Number of Graduates Taking Exam” is the number of graduates who took the first available exam in the reported calendar year.

# NEW YORK FILM ACADEMY

COLLEGE OF VISUAL AND PERFORMING ARTS

- “First Available Exam Date” is the date for the first available exam after a student completed a program.
- “Passage Rate” is calculated by dividing the number of graduates who passed the exam by the number of graduates who took the reported licensing exam.
- “Number Who Passed First Available Exam” is the number of graduates who took and passed the first available licensing exam after completing the program.
- “Salary” is as reported by graduate or graduate’s employer.
- “No Salary Information Reported” is the number of graduates for whom, after making reasonable attempts, the school was not able to obtain salary information.



## **STUDENT'S RIGHT TO CANCEL**

The student has a right to cancel this enrollment agreement and obtain a refund. A notice of cancellation or withdrawal must be made in writing. The written request must include the following information: specific timeframes, such as the date the course started and the date of cancellation or withdrawal. Notice of Withdrawal forms are available in the Office of the Registrar. Any student who intends to cancel or withdraw must submit a signed and dated copy of the Notice of Withdrawal Form, or any other form of written notice that includes the required information to:

New York Film Academy  
3300 W. Riverside Dr.  
Burbank, CA 91505

## **REFUND INFORMATION:**

The New York Film Academy will refund 100% of the amount paid for institutional charges, less an administrative processing fee of \$100.00 if notice of cancellation is made through attendance at the first class session, or the seventh class day after enrollment, whichever is later.

Notice of cancellation or withdrawal must be made no later than \_\_\_\_\_.

After the 100% refund period described above, a student may withdraw from a course after instruction has started and receive a pro rata refund (less a non-refundable administrative processing fee of \$100.00) for the unused portion of the tuition and other refundable charges, if the student has completed 60% or less of the term's instruction.

The amount of the refund is calculated based on the student's withdrawal date. Transfer credits will be awarded with a deduction in overall tuition based on a per credit unit cost. Refunds are disbursed within 30 days of the official withdrawal from the school. The withdrawal is dated on the day that the student gave written notice to the school.

# NEW YORK FILM ACADEMY

COLLEGE OF VISUAL AND PERFORMING ARTS

## SCHOOL PERFORMANCE FACT SHEET

### CALENDAR YEARS 2018 & 2019

#### Master of Arts in Screenwriting – 1 Year

#### On-time Completion Rates (Graduation Rates)

Include data for the two calendar years prior to reporting

Calendar Year	Number of Student Who Began the Program	Students Available for Graduation	Number of On-time Graduates	On-time Completion Rates
<b>2018</b>	0	0	0	0
<b>2019</b>	0	0	0	0

Student's Initials: \_\_\_\_\_ Date: \_\_\_\_\_

Initial only after you have had sufficient time to read and understand the information.

#### Students Completing with 150% of Published Program Length

Calendar Year	Number of Student Who Began the Program	Students Available for Graduation	150% Graduates	150% Completion Rates
<b>2018</b>	0	0	0	0
<b>2019</b>	0	0	0	0

\*Included only if program is more than one year in length

Student's Initials: \_\_\_\_\_ Date: \_\_\_\_\_

Initial only after you have had sufficient time to read and understand the information.



# NEW YORK FILM ACADEMY

COLLEGE OF VISUAL AND PERFORMING ARTS

## Job Placement Rates (includes data for the two calendar years prior to reporting)

Calendar Year	Number of Students Who Began the Program	Number of Graduates	Graduates Available for Employment	Graduates Employed in the Field	Placement Rate % Employment in the Field
2018	0	0	0	0	0%
2019	0	0	0	0	0%

You may obtain from the institution a list of the employment positions determined to be in the field for which a student received education and training. Please contact the Compliance Office.

## Gainful Employment Categories (includes data for the two calendar years prior to reporting)

### Part Time vs. Full -Time Employment

Calendar Year	Graduates Employed in the Field 20 to 29 hours per week	Graduates Employed in the Field at least 30 hours per week	Total Graduates Employed in the field
2018	0	0	0
2019	0	0	0

### Single Position vs. Concurrent Aggregated Positions

Calendar Year	Graduates Employed in the Field in a single position	Graduates Employed in the Field concurrent aggregated positions	Total Graduates Employed in the field
2018	0	0	0
2019	0	0	0

# NEW YORK FILM ACADEMY

COLLEGE OF VISUAL AND PERFORMING ARTS

## Self-Employed/Freelance Positions

Calendar Year	Graduates Employed who are self-employed or working freelance	Total Graduates Employed in the field
2018	0	0
2019	0	0

## Institutional Employment

Calendar Year	Graduates Employed in the field who are Employed by the Institution, an Employer Owned by the Institution, or an Employer who shares Ownership with the institution.	Total Graduates Employed in the field
2018	0	0
2019	0	0

Student's Initials: \_\_\_\_\_ Date: \_\_\_\_\_

Initial only after you have had sufficient time to read and understand the information.

### This Program may result in freelance or self-employment.

- The work available to graduates of this program is usually for freelance or self-employment.
- This type of work may not be consistent.
- The period of employment can range from one day to weeks to several months.
- Hours worked in a day or week may be more or less than the traditional 8 hours work day or 40-hour work week.
- You can expect to spend unpaid time expanding your networks, advertising, promoting your services, or honing your skills.
- Once graduates being to work freelance or are self-employed, they will be asked to provide documentation that they are employed as such so that they may be counted as placed for our job placement records.
- Students initialing this disclosure understand that either a majority or all of this school's graduates are employed in this manner and understand what comprises this work style.

Student's Initials: \_\_\_\_\_ Date: \_\_\_\_\_

Initial only after you have had sufficient time to read and understand the information.



**License Examination Passage Rates – This program does not lead to licensing examinations**

**Salary and Wage Information (includes data for the two calendar years prior to reporting)**

Annual salary and wages reported for graduates employed in the field.

Calendar Year	Graduates Available for Employment	Graduates Employed in the Field	\$5,001 - \$10,000	\$25,001 - \$30,000	\$35,001 - \$40,000	\$45,001 - \$50,000	No Salary Information Reported
2018	0	0	0	0	0	0	0
2019	0	0	0	0	0	0	0

A list of sources used to substantiate salary disclosures is available from the school. Please contact the Compliance Office.

**Student’s Initials: \_\_\_\_\_ Date: \_\_\_\_\_**

**Initial only after you have had sufficient time to read and understand the information.**

**COST OF EDUCATIONAL PROGRAM**

Total charges for the program for students completing on-time in 2018: \$29,936; 2019: \$30,952. Additional charges may be incurred if the program is not completed on-time.

**Student’s Initials: \_\_\_\_\_ Date: \_\_\_\_\_**

**Initial only after you have had sufficient time to read and understand the information.**

# NEW YORK FILM ACADEMY

COLLEGE OF VISUAL AND PERFORMING ARTS

## FEDERAL STUDENT LOAN DEBT

Calendar Year	Most recent three year cohort default rate, as reported by the United States Department of Education.*	The percentage of enrolled students receiving federal student loans to pay for this program.	The average amount of federal student loan debt of graduates who took out federal student loans at this institution.	The percentage of graduates who took out federal student loans to pay for this Education Program.
2018	1.8%	0%	\$0	0%
2019	2.5%	0%	\$0	0%

\*The percentage of students who defaulted on their federal student loans is called the Cohort Default Rate (CDR). It shows the percentage of this school's students who were more than 270 days (9 months) behind on their federal student loans within three years of when the first payment was due. This is the most recent CDR reported by the U.S. Department of Education.

**Student's Initials:** \_\_\_\_\_ **Date:** \_\_\_\_\_

**Initial only after you have had sufficient time to read and understand the information.**

This fact sheet is filed with the Bureau for Private Postsecondary Education. Regardless of any information you may have relating to the completion rates, starting salaries, or license exam passage rates, this fact sheet contains the information as calculated pursuant to state law.

Any questions a student may have regarding this fact sheet that have not been satisfactorily answered by the institution may be directed to the Bureau for Private Postsecondary Education at 1747 N. Market Blvd, Suite 225, Sacramento, CA 95834, [www.bppe.ca.gov](http://www.bppe.ca.gov), toll-free telephone number (888) 370-7589 or by fax (916) 263-1897.

\_\_\_\_\_  
**Student Name – Print**

\_\_\_\_\_  
**Student Signature**

\_\_\_\_\_  
**Date**

\_\_\_\_\_  
**School Official**

\_\_\_\_\_  
**Date**

## DEFINITIONS

- “Number of Students Who Began the Program” means the number of students who began a program who were scheduled to complete the program within 100% of the published program length within the reporting calendar year and excludes all students who cancelled during the cancellation period.
- “Students Available for Graduation” is the number of students who began the program minus the number of students who have died, been incarcerated, or been called to active military duty.
- “Number of On-time Graduates” is the number of students who completed the program within 100% of the published program length within the reporting calendar year.
- “On-time Completion Rate” is the number of on-time graduates divided by the number of students available for graduation.
- “150% Graduates” is the number of students who completed the program within 150% of the program length (includes on-time graduates).
- “150% Completion Rate” is the number of students who completed the program in the reported calendar year within 150% of the published program length, including on-time graduates, divided by the number of students available for graduation.
- “Graduates Available for Employment” means the number of graduates minus the number of graduates unavailable for employment.
- “Graduates Unavailable for Employment” means the graduates who, after graduation, die, become incarcerated, are called to active military duty, are international students that leave the United States or do not have a visa allowing employment in the United States, or are continuing their education in an accredited or bureau-approved postsecondary institution.
- “Graduates Employed in the Field” means graduates who beginning within six months after a student completes the applicable educational program are gainfully employed, whose employment has been reported, and for whom the institution has documented verification of employment. For occupations for which the state requires passing an examination, the six months period begins after the announcement of the examination results for the first examination available after a student completes an applicable educational program.
- “Placement Rate Employed in the Field” is calculated by dividing the number of graduates gainfully employed in the field by the number of graduates available for employment.
- “Number of Graduates Taking Exam” is the number of graduates who took the first available exam in the reported calendar year.

# NEW YORK FILM ACADEMY

COLLEGE OF VISUAL AND PERFORMING ARTS

- “First Available Exam Date” is the date for the first available exam after a student completed a program.
- “Passage Rate” is calculated by dividing the number of graduates who passed the exam by the number of graduates who took the reported licensing exam.
- “Number Who Passed First Available Exam” is the number of graduates who took and passed the first available licensing exam after completing the program.
- “Salary” is as reported by graduate or graduate’s employer.
- “No Salary Information Reported” is the number of graduates for whom, after making reasonable attempts, the school was not able to obtain salary information.

# NEW YORK FILM ACADEMY

COLLEGE OF VISUAL AND PERFORMING ARTS

## STUDENT'S RIGHT TO CANCEL

The student has a right to cancel this enrollment agreement and obtain a refund. A notice of cancellation or withdrawal must be made in writing. The written request must include the following information: specific timeframes, such as the date the course started and the date of cancellation or withdrawal. Notice of Withdrawal forms are available in the Office of the Registrar. Any student who intends to cancel or withdraw must submit a signed and dated copy of the Notice of Withdrawal Form, or any other form of written notice that includes the required information to:

New York Film Academy  
3300 W. Riverside Dr.  
Burbank, CA 91505

## REFUND INFORMATION:

The New York Film Academy will refund 100% of the amount paid for institutional charges, less an administrative processing fee of \$100.00 if notice of cancellation is made through attendance at the first class session, or the seventh class day after enrollment, whichever is later.

Notice of cancellation or withdrawal must be made no later than \_\_\_\_\_.

After the 100% refund period described above, a student may withdraw from a course after instruction has started and receive a pro rata refund (less a non-refundable administrative processing fee of \$100.00) for the unused portion of the tuition and other refundable charges, if the student has completed 60% or less of the term's instruction.

The amount of the refund is calculated based on the student's withdrawal date. Transfer credits will be awarded with a deduction in overall tuition based on a per credit unit cost. Refunds are disbursed within 30 days of the official withdrawal from the school. The withdrawal is dated on the day that the student gave written notice to the school.

# NEW YORK FILM ACADEMY

COLLEGE OF VISUAL AND PERFORMING ARTS

## SCHOOL PERFORMANCE FACT SHEET

### CALENDAR YEARS 2018 & 2019

#### Master of Fine Arts in Acting for Film – 2 Years

#### On-time Completion Rates (Graduation Rates)

Include data for the two calendar years prior to reporting

Calendar Year	Number of Student Who Began the Program	Students Available for Graduation	Number of On-time Graduates	On-time Completion Rates
<b>2018</b>	42	42	31	74%
<b>2019</b>	43	43	39	91%

Student's Initials: \_\_\_\_\_ Date: \_\_\_\_\_

Initial only after you have had sufficient time to read and understand the information.

#### Students Completing with 150% of Published Program Length

Calendar Year	Number of Student Who Began the Program	Students Available for Graduation	150% Graduates	150% Completion Rates
<b>2018</b>	0	0	0	0
<b>2019</b>	0	0	0	0

\*Included only if program is more than one year in length

Student's Initials: \_\_\_\_\_ Date: \_\_\_\_\_

Initial only after you have had sufficient time to read and understand the information.



# NEW YORK FILM ACADEMY

COLLEGE OF VISUAL AND PERFORMING ARTS

## Job Placement Rates (includes data for the two calendar years prior to reporting)

Calendar Year	Number of Students Who Began the Program	Number of Graduates	Graduates Available for Employment	Graduates Employed in the Field	Placement Rate % Employment in the Field
2018	42	31	20	4	20%
2019	43	39	33	8	24%

You may obtain from the institution a list of the employment positions determined to be in the field for which a student received education and training. Please contact the Compliance Office.

## Gainful Employment Categories (includes data for the two calendar years prior to reporting)

### Part Time vs. Full -Time Employment

Calendar Year	Graduates Employed in the Field 20 to 29 hours per week	Graduates Employed in the Field at least 30 hours per week	Total Graduates Employed in the field
2018	0	1	4
2019	0	2	8

### Single Position vs. Concurrent Aggregated Positions

Calendar Year	Graduates Employed in the Field in a single position	Graduates Employed in the Field concurrent aggregated positions	Total Graduates Employed in the field
2018	1	3	4
2019	1	1	8

# NEW YORK FILM ACADEMY

COLLEGE OF VISUAL AND PERFORMING ARTS

## Self-Employed/Freelance Positions

Calendar Year	Graduates Employed who are self-employed or working freelance	Total Graduates Employed in the field
2018	3	4
2019	6	8

## Institutional Employment

Calendar Year	Graduates Employed in the field who are Employed by the Institution, an Employer Owned by the Institution, or an Employer who shares Ownership with the institution.	Total Graduates Employed in the field
2018	0	4
2019	0	8

Student's Initials: \_\_\_\_\_ Date: \_\_\_\_\_

Initial only after you have had sufficient time to read and understand the information.

### This Program may result in freelance or self-employment.

- The work available to graduates of this program is usually for freelance or self-employment.
- This type of work may not be consistent.
- The period of employment can range from one day to weeks to several months.
- Hours worked in a day or week may be more or less than the traditional 8 hours work day or 40-hour work week.
- You can expect to spend unpaid time expanding your networks, advertising, promoting your services, or honing your skills.
- Once graduates being to work freelance or are self-employed, they will be asked to provide documentation that they are employed as such so that they may be counted as placed for our job placement records.
- Students initialing this disclosure understand that either a majority or all of this school's graduates are employed in this manner and understand what comprises this work style.

Student's Initials: \_\_\_\_\_ Date: \_\_\_\_\_

Initial only after you have had sufficient time to read and understand the information.



**License Examination Passage Rates – This program does not lead to licensing examinations**

**Salary and Wage Information (includes data for the two calendar years prior to reporting)**

Annual salary and wages reported for graduates employed in the field.

Calendar Year	Graduates Available for Employment	Graduates Employed in the Field	\$0 - \$5,000	\$5,001 - \$10,000	\$15,001 - \$20,000	\$20,001 - \$25,000	\$50,001 - \$55,000	No Salary Information Reported
2018	20	4	2	1	0	1	0	0
2019	33	8	6	0	1	0	1	0

A list of sources used to substantiate salary disclosures is available from the school. Please contact the Compliance Office.

**Student's Initials: \_\_\_\_\_ Date: \_\_\_\_\_**

**Initial only after you have had sufficient time to read and understand the information.**

**COST OF EDUCATIONAL PROGRAM**

Total charges for the program for students completing on-time in 2018: \$67,928; 2019: \$70,235. Additional charges may be incurred if the program is not completed on-time.

**Student's Initials: \_\_\_\_\_ Date: \_\_\_\_\_**

**Initial only after you have had sufficient time to read and understand the information.**

# NEW YORK FILM ACADEMY

COLLEGE OF VISUAL AND PERFORMING ARTS

## FEDERAL STUDENT LOAN DEBT

Calendar Year	Most recent three year cohort default rate, as reported by the United States Department of Education.*	The percentage of enrolled students receiving federal student loans to pay for this program.	The average amount of federal student loan debt of graduates who took out federal student loans at this institution.	The percentage of graduates who took out federal student loans to pay for this Education Program.
2018	1.8%	53%	\$75,816.16	54%
2019	2.5%	45%	\$70,569.57	49%

\*The percentage of students who defaulted on their federal student loans is called the Cohort Default Rate (CDR). It shows the percentage of this school's students who were more than 270 days (9 months) behind on their federal student loans within three years of when the first payment was due. This is the most recent CDR reported by the U.S. Department of Education.

**Student's Initials:** \_\_\_\_\_ **Date:** \_\_\_\_\_

**Initial only after you have had sufficient time to read and understand the information.**

This fact sheet is filed with the Bureau for Private Postsecondary Education. Regardless of any information you may have relating to the completion rates, starting salaries, or license exam passage rates, this fact sheet contains the information as calculated pursuant to state law.

Any questions a student may have regarding this fact sheet that have not been satisfactorily answered by the institution may be directed to the Bureau for Private Postsecondary Education at 1747 N. Market Blvd, Suite 225, Sacramento, CA 95834, [www.bppe.ca.gov](http://www.bppe.ca.gov), toll-free telephone number (888) 370-7589 or by fax (916) 263-1897.

\_\_\_\_\_  
**Student Name – Print**

\_\_\_\_\_  
**Student Signature**

\_\_\_\_\_  
**School Official**

\_\_\_\_\_  
**Date**

\_\_\_\_\_  
**Date**

## DEFINITIONS

- “Number of Students Who Began the Program” means the number of students who began a program who were scheduled to complete the program within 100% of the published program length within the reporting calendar year and excludes all students who cancelled during the cancellation period.
- “Students Available for Graduation” is the number of students who began the program minus the number of students who have died, been incarcerated, or been called to active military duty.
- “Number of On-time Graduates” is the number of students who completed the program within 100% of the published program length within the reporting calendar year.
- “On-time Completion Rate” is the number of on-time graduates divided by the number of students available for graduation.
- “150% Graduates” is the number of students who completed the program within 150% of the program length (includes on-time graduates).
- “150% Completion Rate” is the number of students who completed the program in the reported calendar year within 150% of the published program length, including on-time graduates, divided by the number of students available for graduation.
- “Graduates Available for Employment” means the number of graduates minus the number of graduates unavailable for employment.
- “Graduates Unavailable for Employment” means the graduates who, after graduation, die, become incarcerated, are called to active military duty, are international students that leave the United States or do not have a visa allowing employment in the United States, or are continuing their education in an accredited or bureau-approved postsecondary institution.
- “Graduates Employed in the Field” means graduates who beginning within six months after a student completes the applicable educational program are gainfully employed, whose employment has been reported, and for whom the institution has documented verification of employment. For occupations for which the state requires passing an examination, the six months period begins after the announcement of the examination results for the first examination available after a student completes an applicable educational program.
- “Placement Rate Employed in the Field” is calculated by dividing the number of graduates gainfully employed in the field by the number of graduates available for employment.
- “Number of Graduates Taking Exam” is the number of graduates who took the first available exam in the reported calendar year.

# NEW YORK FILM ACADEMY

COLLEGE OF VISUAL AND PERFORMING ARTS

- “First Available Exam Date” is the date for the first available exam after a student completed a program.
- “Passage Rate” is calculated by dividing the number of graduates who passed the exam by the number of graduates who took the reported licensing exam.
- “Number Who Passed First Available Exam” is the number of graduates who took and passed the first available licensing exam after completing the program.
- “Salary” is as reported by graduate or graduate’s employer.
- “No Salary Information Reported” is the number of graduates for whom, after making reasonable attempts, the school was not able to obtain salary information.

# NEW YORK FILM ACADEMY

COLLEGE OF VISUAL AND PERFORMING ARTS

## STUDENT'S RIGHT TO CANCEL

The student has a right to cancel this enrollment agreement and obtain a refund. A notice of cancellation or withdrawal must be made in writing. The written request must include the following information: specific timeframes, such as the date the course started and the date of cancellation or withdrawal. Notice of Withdrawal forms are available in the Office of the Registrar. Any student who intends to cancel or withdraw must submit a signed and dated copy of the Notice of Withdrawal Form, or any other form of written notice that includes the required information to:

New York Film Academy  
3300 W. Riverside Dr.  
Burbank, CA 91505

## REFUND INFORMATION:

The New York Film Academy will refund 100% of the amount paid for institutional charges, less an administrative processing fee of \$100.00 if notice of cancellation is made through attendance at the first class session, or the seventh class day after enrollment, whichever is later.

Notice of cancellation or withdrawal must be made no later than \_\_\_\_\_.

After the 100% refund period described above, a student may withdraw from a course after instruction has started and receive a pro rata refund (less a non-refundable administrative processing fee of \$100.00) for the unused portion of the tuition and other refundable charges, if the student has completed 60% or less of the term's instruction.

The amount of the refund is calculated based on the student's withdrawal date. Transfer credits will be awarded with a deduction in overall tuition based on a per credit unit cost. Refunds are disbursed within 30 days of the official withdrawal from the school. The withdrawal is dated on the day that the student gave written notice to the school.

# NEW YORK FILM ACADEMY

COLLEGE OF VISUAL AND PERFORMING ARTS

## SCHOOL PERFORMANCE FACT SHEET

### CALENDAR YEARS 2018 & 2019

#### Master of Fine Arts in Cinematography – 2 Years

#### On-time Completion Rates (Graduation Rates)

Include data for the two calendar years prior to reporting

Calendar Year	Number of Student Who Began the Program	Students Available for Graduation	Number of On-time Graduates	On-time Completion Rates
<b>2018</b>	14	14	12	86%
<b>2019</b>	14	14	11	79%

Student's Initials: \_\_\_\_\_ Date: \_\_\_\_\_

Initial only after you have had sufficient time to read and understand the information.

#### Students Completing with 150% of Published Program Length

Calendar Year	Number of Student Who Began the Program	Students Available for Graduation	150% Graduates	150% Completion Rates
<b>2018</b>	0	0	0	0
<b>2019</b>	0	0	0	0

\*Included only if program is more than one year in length

Student's Initials: \_\_\_\_\_ Date: \_\_\_\_\_

Initial only after you have had sufficient time to read and understand the information.



# NEW YORK FILM ACADEMY

COLLEGE OF VISUAL AND PERFORMING ARTS

## Job Placement Rates (includes data for the two calendar years prior to reporting)

Calendar Year	Number of Students Who Began the Program	Number of Graduates	Graduates Available for Employment	Graduates Employed in the Field	Placement Rate % Employment in the Field
2018	14	12	8	1	13%
2019	14	11	10	2	20%

You may obtain from the institution a list of the employment positions determined to be in the field for which a student received education and training. Please contact the Compliance Office.

## Gainful Employment Categories (includes data for the two calendar years prior to reporting)

### Part Time vs. Full -Time Employment

Calendar Year	Graduates Employed in the Field 20 to 29 hours per week	Graduates Employed in the Field at least 30 hours per week	Total Graduates Employed in the field
2018	0	1	1
2019	0	0	2

### Single Position vs. Concurrent Aggregated Positions

Calendar Year	Graduates Employed in the Field in a single position	Graduates Employed in the Field concurrent aggregated positions	Total Graduates Employed in the field
2018	1	0	1
2019	0	0	2

# NEW YORK FILM ACADEMY

COLLEGE OF VISUAL AND PERFORMING ARTS

## Self-Employed/Freelance Positions

Calendar Year	Graduates Employed who are self-employed or working freelance	Total Graduates Employed in the field
2018	0	1
2019	2	2

## Institutional Employment

Calendar Year	Graduates Employed in the field who are Employed by the Institution, an Employer Owned by the Institution, or an Employer who shares Ownership with the institution.	Total Graduates Employed in the field
2018	0	1
2019	0	2

**Student's Initials:** \_\_\_\_\_ **Date:** \_\_\_\_\_

**Initial only after you have had sufficient time to read and understand the information.**

### **This Program may result in freelance or self-employment.**

- The work available to graduates of this program is usually for freelance or self-employment.
- This type of work may not be consistent.
- The period of employment can range from one day to weeks to several months.
- Hours worked in a day or week may be more or less than the traditional 8 hours work day or 40-hour work week.
- You can expect to spend unpaid time expanding your networks, advertising, promoting your services, or honing your skills.
- Once graduates being to work freelance or are self-employed, they will be asked to provide documentation that they are employed as such so that they may be counted as placed for our job placement records.
- Students initialing this disclosure understand that either a majority or all of this school's graduates are employed in this manner and understand what comprises this work style.

**Student's Initials:** \_\_\_\_\_ **Date:** \_\_\_\_\_

**Initial only after you have had sufficient time to read and understand the information.**



**License Examination Passage Rates – This program does not lead to licensing examinations**

**Salary and Wage Information (includes data for the two calendar years prior to reporting)**

Annual salary and wages reported for graduates employed in the field.

Calendar Year	Graduates Available for Employment	Graduates Employed in the Field	\$0 - \$5,000	\$5,001 - \$10,000	\$40,001 - \$45,000	\$45,001 - \$50,000	No Salary Information Reported
2018	8	1	0	0	0	1	0
2019	10	2	1	1	0	0	0

A list of sources used to substantiate salary disclosures is available from the school. Please contact the Compliance Office.

**Student’s Initials: \_\_\_\_\_ Date: \_\_\_\_\_**

**Initial only after you have had sufficient time to read and understand the information.**

**COST OF EDUCATIONAL PROGRAM**

Total charges for the program for students completing on-time in 2018: \$97,641; 2019: \$100,955. Additional charges may be incurred if the program is not completed on-time.

**Student’s Initials: \_\_\_\_\_ Date: \_\_\_\_\_**

**Initial only after you have had sufficient time to read and understand the information.**

# NEW YORK FILM ACADEMY

COLLEGE OF VISUAL AND PERFORMING ARTS

## FEDERAL STUDENT LOAN DEBT

Calendar Year	Most recent three year cohort default rate, as reported by the United States Department of Education.*	The percentage of enrolled students receiving federal student loans to pay for this program.	The average amount of federal student loan debt of graduates who took out federal student loans at this institution.	The percentage of graduates who took out federal student loans to pay for this Education Program.
2018	1.8%	11%	\$86,220.00	13%
2019	2.5%	13%	\$64,061.00	7%

\*The percentage of students who defaulted on their federal student loans is called the Cohort Default Rate (CDR). It shows the percentage of this school's students who were more than 270 days (9 months) behind on their federal student loans within three years of when the first payment was due. This is the most recent CDR reported by the U.S. Department of Education.

**Student's Initials:** \_\_\_\_\_ **Date:** \_\_\_\_\_

**Initial only after you have had sufficient time to read and understand the information.**

This fact sheet is filed with the Bureau for Private Postsecondary Education. Regardless of any information you may have relating to the completion rates, starting salaries, or license exam passage rates, this fact sheet contains the information as calculated pursuant to state law.

Any questions a student may have regarding this fact sheet that have not been satisfactorily answered by the institution may be directed to the Bureau for Private Postsecondary Education at 1747 N. Market Blvd, Suite 225, Sacramento, CA 95834, [www.bppe.ca.gov](http://www.bppe.ca.gov), toll-free telephone number (888) 370-7589 or by fax (916) 263-1897. .

\_\_\_\_\_  
**Student Name – Print**

\_\_\_\_\_  
**Student Signature**

\_\_\_\_\_  
**Date**

\_\_\_\_\_  
**School Official**

\_\_\_\_\_  
**Date**

## DEFINITIONS

- “Number of Students Who Began the Program” means the number of students who began a program who were scheduled to complete the program within 100% of the published program length within the reporting calendar year and excludes all students who cancelled during the cancellation period.
- “Students Available for Graduation” is the number of students who began the program minus the number of students who have died, been incarcerated, or been called to active military duty.
- “Number of On-time Graduates” is the number of students who completed the program within 100% of the published program length within the reporting calendar year.
- “On-time Completion Rate” is the number of on-time graduates divided by the number of students available for graduation.
- “150% Graduates” is the number of students who completed the program within 150% of the program length (includes on-time graduates).
- “150% Completion Rate” is the number of students who completed the program in the reported calendar year within 150% of the published program length, including on-time graduates, divided by the number of students available for graduation.
- “Graduates Available for Employment” means the number of graduates minus the number of graduates unavailable for employment.
- “Graduates Unavailable for Employment” means the graduates who, after graduation, die, become incarcerated, are called to active military duty, are international students that leave the United States or do not have a visa allowing employment in the United States, or are continuing their education in an accredited or bureau-approved postsecondary institution.
- “Graduates Employed in the Field” means graduates who beginning within six months after a student completes the applicable educational program are gainfully employed, whose employment has been reported, and for whom the institution has documented verification of employment. For occupations for which the state requires passing an examination, the six months period begins after the announcement of the examination results for the first examination available after a student completes an applicable educational program.
- “Placement Rate Employed in the Field” is calculated by dividing the number of graduates gainfully employed in the field by the number of graduates available for employment.
- “Number of Graduates Taking Exam” is the number of graduates who took the first available exam in the reported calendar year.

# NEW YORK FILM ACADEMY

COLLEGE OF VISUAL AND PERFORMING ARTS

- “First Available Exam Date” is the date for the first available exam after a student completed a program.
- “Passage Rate” is calculated by dividing the number of graduates who passed the exam by the number of graduates who took the reported licensing exam.
- “Number Who Passed First Available Exam” is the number of graduates who took and passed the first available licensing exam after completing the program.
- “Salary” is as reported by graduate or graduate’s employer.
- “No Salary Information Reported” is the number of graduates for whom, after making reasonable attempts, the school was not able to obtain salary information.

# NEW YORK FILM ACADEMY

COLLEGE OF VISUAL AND PERFORMING ARTS

## STUDENT'S RIGHT TO CANCEL

The student has a right to cancel this enrollment agreement and obtain a refund. A notice of cancellation or withdrawal must be made in writing. The written request must include the following information: specific timeframes, such as the date the course started and the date of cancellation or withdrawal. Notice of Withdrawal forms are available in the Office of the Registrar. Any student who intends to cancel or withdraw must submit a signed and dated copy of the Notice of Withdrawal Form, or any other form of written notice that includes the required information to:

New York Film Academy  
3300 W. Riverside Dr.  
Burbank, CA 91505

## REFUND INFORMATION:

The New York Film Academy will refund 100% of the amount paid for institutional charges, less an administrative processing fee of \$100.00 if notice of cancellation is made through attendance at the first class session, or the seventh class day after enrollment, whichever is later.

Notice of cancellation or withdrawal must be made no later than \_\_\_\_\_.

After the 100% refund period described above, a student may withdraw from a course after instruction has started and receive a pro rata refund (less a non-refundable administrative processing fee of \$100.00) for the unused portion of the tuition and other refundable charges, if the student has completed 60% or less of the term's instruction.

The amount of the refund is calculated based on the student's withdrawal date. Transfer credits will be awarded with a deduction in overall tuition based on a per credit unit cost. Refunds are disbursed within 30 days of the official withdrawal from the school. The withdrawal is dated on the day that the student gave written notice to the school.

**NEW YORK  
FILM ACADEMY**

COLLEGE OF VISUAL AND PERFORMING ARTS



# NEW YORK FILM ACADEMY

COLLEGE OF VISUAL AND PERFORMING ARTS

## SCHOOL PERFORMANCE FACT SHEET

### CALENDAR YEARS 2018 & 2019

#### Master of Fine Arts in Documentary Filmmaking – 2 Years

#### On-time Completion Rates (Graduation Rates)

Include data for the two calendar years prior to reporting

Calendar Year	Number of Student Who Began the Program	Students Available for Graduation	Number of On-time Graduates	On-time Completion Rates
<b>2018</b>	5	5	4	80%
<b>2019</b>	5	5	4	80%

Student's Initials: \_\_\_\_\_ Date: \_\_\_\_\_

Initial only after you have had sufficient time to read and understand the information.

#### Students Completing with 150% of Published Program Length

Calendar Year	Number of Student Who Began the Program	Students Available for Graduation	150% Graduates	150% Completion Rates
<b>2018</b>	0	0	0	0
<b>2019</b>	0	0	0	0

\*Included only if program is more than one year in length

Student's Initials: \_\_\_\_\_ Date: \_\_\_\_\_

Initial only after you have had sufficient time to read and understand the information.

# NEW YORK FILM ACADEMY

COLLEGE OF VISUAL AND PERFORMING ARTS

## Job Placement Rates (includes data for the two calendar years prior to reporting)

Calendar Year	Number of Students Who Began the Program	Number of Graduates	Graduates Available for Employment	Graduates Employed in the Field	Placement Rate % Employment in the Field
2018	5	4	4	2	50%
2019	5	4	2	2	100%

You may obtain from the institution a list of the employment positions determined to be in the field for which a student received education and training. Please contact the Compliance Office.

## Gainful Employment Categories (includes data for the two calendar years prior to reporting)

### Part Time vs. Full -Time Employment

Calendar Year	Graduates Employed in the Field 20 to 29 hours per week	Graduates Employed in the Field at least 30 hours per week	Total Graduates Employed in the field
2018	0	1	2
2019	0	1	2

### Single Position vs. Concurrent Aggregated Positions

Calendar Year	Graduates Employed in the Field in a single position	Graduates Employed in the Field concurrent aggregated positions	Total Graduates Employed in the field
2018	2	0	2
2019	1	0	2

# NEW YORK FILM ACADEMY

COLLEGE OF VISUAL AND PERFORMING ARTS

## Self-Employed/Freelance Positions

Calendar Year	Graduates Employed who are self-employed or working freelance	Total Graduates Employed in the field
2018	1	2
2019	1	2

## Institutional Employment

Calendar Year	Graduates Employed in the field who are Employed by the Institution, an Employer Owned by the Institution, or an Employer who shares Ownership with the institution.	Total Graduates Employed in the field
2018	0	2
2019	0	2

**Student's Initials:** \_\_\_\_\_ **Date:** \_\_\_\_\_

**Initial only after you have had sufficient time to read and understand the information.**

### This Program may result in freelance or self-employment.

- The work available to graduates of this program is usually for freelance or self-employment.
- This type of work may not be consistent.
- The period of employment can range from one day to weeks to several months.
- Hours worked in a day or week may be more or less than the traditional 8 hours work day or 40-hour work week.
- You can expect to spend unpaid time expanding your networks, advertising, promoting your services, or honing your skills.
- Once graduates being to work freelance or are self-employed, they will be asked to provide documentation that they are employed as such so that they may be counted as placed for our job placement records.
- Students initialing this disclosure understand that either a majority or all of this school's graduates are employed in this manner and understand what comprises this work style.

**Student's Initials:** \_\_\_\_\_ **Date:** \_\_\_\_\_

**Initial only after you have had sufficient time to read and understand the information.**



**License Examination Passage Rates – This program does not lead to licensing examinations**

**Salary and Wage Information (includes data for the two calendar years prior to reporting)**

Annual salary and wages reported for graduates employed in the field.

Calendar Year	Graduates Available for Employment	Graduates Employed in the Field	\$0	\$15,001	\$40,001	\$60,001	\$75,001	No Salary Information Reported
			- \$5,000	- \$20,000	- \$45,000	- \$65,000	- \$80,000	
2018	4	2	1	0	0	0	1	0
2019	4	2	0	1	0	1	0	0

A list of sources used to substantiate salary disclosures is available from the school. Please contact the Compliance Office.

Student’s Initials: \_\_\_\_\_ Date: \_\_\_\_\_

Initial only after you have had sufficient time to read and understand the information.

**COST OF EDUCATIONAL PROGRAM**

Total charges for the program for students completing on-time in 2018: \$91,320; 2019: \$94,422.

Additional charges may be incurred if the program is not completed on-time.

Student’s Initials: \_\_\_\_\_ Date: \_\_\_\_\_

Initial only after you have had sufficient time to read and understand the information.

# NEW YORK FILM ACADEMY

COLLEGE OF VISUAL AND PERFORMING ARTS

## FEDERAL STUDENT LOAN DEBT

Calendar Year	Most recent three year cohort default rate, as reported by the United States Department of Education.*	The percentage of enrolled students receiving federal student loans to pay for this program.	The average amount of federal student loan debt of graduates who took out federal student loans at this institution.	The percentage of graduates who took out federal student loans to pay for this Education Program.
2018	1.8%	0%	0	0%
2019	2.5%	22%	\$142,449.00	20%

\*The percentage of students who defaulted on their federal student loans is called the Cohort Default Rate (CDR). It shows the percentage of this school's students who were more than 270 days (9 months) behind on their federal student loans within three years of when the first payment was due. This is the most recent CDR reported by the U.S. Department of Education.

**Student's Initials:** \_\_\_\_\_ **Date:** \_\_\_\_\_

**Initial only after you have had sufficient time to read and understand the information.**

This fact sheet is filed with the Bureau for Private Postsecondary Education. Regardless of any information you may have relating to the completion rates, starting salaries, or license exam passage rates, this fact sheet contains the information as calculated pursuant to state law.

Any questions a student may have regarding this fact sheet that have not been satisfactorily answered by the institution may be directed to the Bureau for Private Postsecondary Education at 1747 N. Market Blvd, Suite 225, Sacramento, CA 95834, [www.bppe.ca.gov](http://www.bppe.ca.gov), toll-free telephone number (888) 370-7589 or by fax (916) 263-1897.

\_\_\_\_\_  
**Student Name – Print**

\_\_\_\_\_  
**Student Signature**

\_\_\_\_\_  
**School Official**

\_\_\_\_\_  
**Date**

\_\_\_\_\_  
**Date**

## DEFINITIONS

- “Number of Students Who Began the Program” means the number of students who began a program who were scheduled to complete the program within 100% of the published program length within the reporting calendar year and excludes all students who cancelled during the cancellation period.
- “Students Available for Graduation” is the number of students who began the program minus the number of students who have died, been incarcerated, or been called to active military duty.
- “Number of On-time Graduates” is the number of students who completed the program within 100% of the published program length within the reporting calendar year.
- “On-time Completion Rate” is the number of on-time graduates divided by the number of students available for graduation.
- “150% Graduates” is the number of students who completed the program within 150% of the program length (includes on-time graduates).
- “150% Completion Rate” is the number of students who completed the program in the reported calendar year within 150% of the published program length, including on-time graduates, divided by the number of students available for graduation.
- “Graduates Available for Employment” means the number of graduates minus the number of graduates unavailable for employment.
- “Graduates Unavailable for Employment” means the graduates who, after graduation, die, become incarcerated, are called to active military duty, are international students that leave the United States or do not have a visa allowing employment in the United States, or are continuing their education in an accredited or bureau-approved postsecondary institution.
- “Graduates Employed in the Field” means graduates who beginning within six months after a student completes the applicable educational program are gainfully employed, whose employment has been reported, and for whom the institution has documented verification of employment. For occupations for which the state requires passing an examination, the six months period begins after the announcement of the examination results for the first examination available after a student completes an applicable educational program.
- “Placement Rate Employed in the Field” is calculated by dividing the number of graduates gainfully employed in the field by the number of graduates available for employment.
- “Number of Graduates Taking Exam” is the number of graduates who took the first available exam in the reported calendar year.

# NEW YORK FILM ACADEMY

COLLEGE OF VISUAL AND PERFORMING ARTS

- “First Available Exam Date” is the date for the first available exam after a student completed a program.
- “Passage Rate” is calculated by dividing the number of graduates who passed the exam by the number of graduates who took the reported licensing exam.
- “Number Who Passed First Available Exam” is the number of graduates who took and passed the first available licensing exam after completing the program.
- “Salary” is as reported by graduate or graduate’s employer.
- “No Salary Information Reported” is the number of graduates for whom, after making reasonable attempts, the school was not able to obtain salary information.

# NEW YORK FILM ACADEMY

COLLEGE OF VISUAL AND PERFORMING ARTS

## STUDENT'S RIGHT TO CANCEL

The student has a right to cancel this enrollment agreement and obtain a refund. A notice of cancellation or withdrawal must be made in writing. The written request must include the following information: specific timeframes, such as the date the course started and the date of cancellation or withdrawal. Notice of Withdrawal forms are available in the Office of the Registrar. Any student who intends to cancel or withdraw must submit a signed and dated copy of the Notice of Withdrawal Form, or any other form of written notice that includes the required information to:

New York Film Academy  
3300 W. Riverside Dr.  
Burbank, CA 91505

## REFUND INFORMATION:

The New York Film Academy will refund 100% of the amount paid for institutional charges, less an administrative processing fee of \$100.00 if notice of cancellation is made through attendance at the first class session, or the seventh class day after enrollment, whichever is later.

Notice of cancellation or withdrawal must be made no later than \_\_\_\_\_.

After the 100% refund period described above, a student may withdraw from a course after instruction has started and receive a pro rata refund (less a non-refundable administrative processing fee of \$100.00) for the unused portion of the tuition and other refundable charges, if the student has completed 60% or less of the term's instruction.

The amount of the refund is calculated based on the student's withdrawal date. Transfer credits will be awarded with a deduction in overall tuition based on a per credit unit cost. Refunds are disbursed within 30 days of the official withdrawal from the school. The withdrawal is dated on the day that the student gave written notice to the school.



# NEW YORK FILM ACADEMY

COLLEGE OF VISUAL AND PERFORMING ARTS

## SCHOOL PERFORMANCE FACT SHEET

### CALENDAR YEARS 2018 & 2019

#### Master of Fine Arts in Filmmaking– 2 Years

#### On-time Completion Rates (Graduation Rates)

Include data for the two calendar years prior to reporting

Calendar Year	Number of Student Who Began the Program	Students Available for Graduation	Number of On-time Graduates	On-time Completion Rates
<b>2018</b>	108	108	89	82%
<b>2019</b>	60	60	47	78%

Student's Initials: \_\_\_\_\_ Date: \_\_\_\_\_

Initial only after you have had sufficient time to read and understand the information.

#### Students Completing with 150% of Published Program Length

Calendar Year	Number of Student Who Began the Program	Students Available for Graduation	150% Graduates	150% Completion Rates
<b>2018</b>	0	0	0	0
<b>2019</b>	0	0	0	0

\*Included only if program is more than one year in length

Student's Initials: \_\_\_\_\_ Date: \_\_\_\_\_

Initial only after you have had sufficient time to read and understand the information.

# NEW YORK FILM ACADEMY

COLLEGE OF VISUAL AND PERFORMING ARTS

## Job Placement Rates (includes data for the two calendar years prior to reporting)

Calendar Year	Number of Students Who Began the Program	Number of Graduates	Graduates Available for Employment	Graduates Employed in the Field	Placement Rate % Employment in the Field
2018	108	89	57	20	35%
2019	60	47	31	7	23%

You may obtain from the institution a list of the employment positions determined to be in the field for which a student received education and training. Please contact the Compliance Office.

## Gainful Employment Categories (includes data for the two calendar years prior to reporting)

### Part Time vs. Full -Time Employment

Calendar Year	Graduates Employed in the Field 20 to 29 hours per week	Graduates Employed in the Field at least 30 hours per week	Total Graduates Employed in the field
2018	0	9	20
2019	0	1	7

### Single Position vs. Concurrent Aggregated Positions

Calendar Year	Graduates Employed in the Field in a single position	Graduates Employed in the Field concurrent aggregated positions	Total Graduates Employed in the field
2018	10	0	20
2019	1	0	7

# NEW YORK FILM ACADEMY

COLLEGE OF VISUAL AND PERFORMING ARTS

## Self-Employed/Freelance Positions

Calendar Year	Graduates Employed who are self-employed or working freelance	Total Graduates Employed in the field
2018	11	20
2019	6	7

## Institutional Employment

Calendar Year	Graduates Employed in the field who are Employed by the Institution, an Employer Owned by the Institution, or an Employer who shares Ownership with the institution.	Total Graduates Employed in the field
2018	0	20
2019	0	7

**Student's Initials:** \_\_\_\_\_ **Date:** \_\_\_\_\_

**Initial only after you have had sufficient time to read and understand the information.**

### This Program may result in freelance or self-employment.

- The work available to graduates of this program is usually for freelance or self-employment.
- This type of work may not be consistent.
- The period of employment can range from one day to weeks to several months.
- Hours worked in a day or week may be more or less than the traditional 8 hours work day or 40-hour work week.
- You can expect to spend unpaid time expanding your networks, advertising, promoting your services, or honing your skills.
- Once graduates being to work freelance or are self-employed, they will be asked to provide documentation that they are employed as such so that they may be counted as placed for our job placement records.
- Students initialing this disclosure understand that either a majority or all of this school's graduates are employed in this manner and understand what comprises this work style.

**Student's Initials:** \_\_\_\_\_ **Date:** \_\_\_\_\_

**Initial only after you have had sufficient time to read and understand the information.**

# NEW YORK FILM ACADEMY

COLLEGE OF VISUAL AND PERFORMING ARTS

**License Examination Passage Rates – This program does not lead to licensing examinations**

**Salary and Wage Information (includes data for the two calendar years prior to reporting)**

Annual salary and wages reported for graduates employed in the field.

Calendar Year	Graduates Available for Employment	Graduates Employed in the Field	\$0 - \$5,000	\$5,000 - \$10,000	\$10,001 - \$15,000	\$15,000 - \$20,000	\$20,001 - \$25,000	\$30,001 - \$35,000	\$35,001 - \$40,000	\$45,001 - \$50,000	\$60,001 - \$65,000	No Salary Reported
2018	57	20	9	0	2	0	3	1	1	2	1	1
2019	30	7	3	3	0	1	0	0	0	0	0	0

A list of sources used to substantiate salary disclosures is available from the school. Please contact the Compliance Office.

**Student's Initials:** \_\_\_\_\_ **Date:** \_\_\_\_\_

**Initial only after you have had sufficient time to read and understand the information.**

**COST OF EDUCATIONAL PROGRAM**

Total charges for the program for students completing on-time in 2018: \$91,320; 2019: \$94,422.

Additional charges may be incurred if the program is not completed on-time.

**Student's Initials:** \_\_\_\_\_ **Date:** \_\_\_\_\_

**Initial only after you have had sufficient time to read and understand the information.**

# NEW YORK FILM ACADEMY

COLLEGE OF VISUAL AND PERFORMING ARTS

## FEDERAL STUDENT LOAN DEBT

Calendar Year	Most recent three year cohort default rate, as reported by the United States Department of Education.*	The percentage of enrolled students receiving federal student loans to pay for this program.	The average amount of federal student loan debt of graduates who took out federal student loans at this institution.	The percentage of graduates who took out federal student loans to pay for this Education Program.
2018	1.8%	16%	\$111,802.17	13%
2019	2.5%	25%	\$89,359.89	26%

\*The percentage of students who defaulted on their federal student loans is called the Cohort Default Rate (CDR). It shows the percentage of this school's students who were more than 270 days (9 months) behind on their federal student loans within three years of when the first payment was due. This is the most recent CDR reported by the U.S. Department of Education.

**Student's Initials:** \_\_\_\_\_ **Date:** \_\_\_\_\_

**Initial only after you have had sufficient time to read and understand the information.**

This fact sheet is filed with the Bureau for Private Postsecondary Education. Regardless of any information you may have relating to the completion rates, starting salaries, or license exam passage rates, this fact sheet contains the information as calculated pursuant to state law.

Any questions a student may have regarding this fact sheet that have not been satisfactorily answered by the institution may be directed to the Bureau for Private Postsecondary Education at 1747 N. Market Blvd, Suite 225, Sacramento, CA 95834, [www.bppe.ca.gov](http://www.bppe.ca.gov), toll-free telephone number (888) 370-7589 or by fax (916) 263-1897.

\_\_\_\_\_  
**Student Name – Print**

\_\_\_\_\_  
**Student Signature**

\_\_\_\_\_  
**Date**

\_\_\_\_\_  
**School Official**

\_\_\_\_\_  
**Date**

## DEFINITIONS

- “Number of Students Who Began the Program” means the number of students who began a program who were scheduled to complete the program within 100% of the published program length within the reporting calendar year and excludes all students who cancelled during the cancellation period.
- “Students Available for Graduation” is the number of students who began the program minus the number of students who have died, been incarcerated, or been called to active military duty.
- “Number of On-time Graduates” is the number of students who completed the program within 100% of the published program length within the reporting calendar year.
- “On-time Completion Rate” is the number of on-time graduates divided by the number of students available for graduation.
- “150% Graduates” is the number of students who completed the program within 150% of the program length (includes on-time graduates).
- “150% Completion Rate” is the number of students who completed the program in the reported calendar year within 150% of the published program length, including on-time graduates, divided by the number of students available for graduation.
- “Graduates Available for Employment” means the number of graduates minus the number of graduates unavailable for employment.
- “Graduates Unavailable for Employment” means the graduates who, after graduation, die, become incarcerated, are called to active military duty, are international students that leave the United States or do not have a visa allowing employment in the United States, or are continuing their education in an accredited or bureau-approved postsecondary institution.
- “Graduates Employed in the Field” means graduates who beginning within six months after a student completes the applicable educational program are gainfully employed, whose employment has been reported, and for whom the institution has documented verification of employment. For occupations for which the state requires passing an examination, the six months period begins after the announcement of the examination results for the first examination available after a student completes an applicable educational program.
- “Placement Rate Employed in the Field” is calculated by dividing the number of graduates gainfully employed in the field by the number of graduates available for employment.
- “Number of Graduates Taking Exam” is the number of graduates who took the first available exam in the reported calendar year.

# NEW YORK FILM ACADEMY

COLLEGE OF VISUAL AND PERFORMING ARTS

- “First Available Exam Date” is the date for the first available exam after a student completed a program.
- “Passage Rate” is calculated by dividing the number of graduates who passed the exam by the number of graduates who took the reported licensing exam.
- “Number Who Passed First Available Exam” is the number of graduates who took and passed the first available licensing exam after completing the program.
- “Salary” is as reported by graduate or graduate’s employer.
- “No Salary Information Reported” is the number of graduates for whom, after making reasonable attempts, the school was not able to obtain salary information.

# NEW YORK FILM ACADEMY

COLLEGE OF VISUAL AND PERFORMING ARTS

## STUDENT'S RIGHT TO CANCEL

The student has a right to cancel this enrollment agreement and obtain a refund. A notice of cancellation or withdrawal must be made in writing. The written request must include the following information: specific timeframes, such as the date the course started and the date of cancellation or withdrawal. Notice of Withdrawal forms are available in the Office of the Registrar. Any student who intends to cancel or withdraw must submit a signed and dated copy of the Notice of Withdrawal Form, or any other form of written notice that includes the required information to:

New York Film Academy  
3300 W. Riverside Dr.  
Burbank, CA 91505

## REFUND INFORMATION:

The New York Film Academy will refund 100% of the amount paid for institutional charges, less an administrative processing fee of \$100.00 if notice of cancellation is made through attendance at the first class session, or the seventh class day after enrollment, whichever is later.

Notice of cancellation or withdrawal must be made no later than \_\_\_\_\_.

After the 100% refund period described above, a student may withdraw from a course after instruction has started and receive a pro rata refund (less a non-refundable administrative processing fee of \$100.00) for the unused portion of the tuition and other refundable charges, if the student has completed 60% or less of the term's instruction.

The amount of the refund is calculated based on the student's withdrawal date. Transfer credits will be awarded with a deduction in overall tuition based on a per credit unit cost. Refunds are disbursed within 30 days of the official withdrawal from the school. The withdrawal is dated on the day that the student gave written notice to the school.



# NEW YORK FILM ACADEMY

COLLEGE OF VISUAL AND PERFORMING ARTS

## SCHOOL PERFORMANCE FACT SHEET

### CALENDAR YEARS 2018 & 2019

#### Master of Fine Arts in Game Design – 2 Years

#### On-time Completion Rates (Graduation Rates)

Include data for the two calendar years prior to reporting

Calendar Year	Number of Student Who Began the Program	Students Available for Graduation	Number of On-time Graduates	On-time Completion Rates
<b>2018</b>	6	6	6	100%
<b>2019</b>	5	5	4	80%

Student's Initials: \_\_\_\_\_ Date: \_\_\_\_\_

Initial only after you have had sufficient time to read and understand the information.

#### Students Completing with 150% of Published Program Length

Calendar Year	Number of Student Who Began the Program	Students Available for Graduation	150% Graduates	150% Completion Rates
<b>2018</b>	0	0	0	0
<b>2019</b>	0	0	0	0

\*Included only if program is more than one year in length

Student's Initials: \_\_\_\_\_ Date: \_\_\_\_\_

Initial only after you have had sufficient time to read and understand the information.

# NEW YORK FILM ACADEMY

COLLEGE OF VISUAL AND PERFORMING ARTS

## Job Placement Rates (includes data for the two calendar years prior to reporting)

Calendar Year	Number of Students Who Began the Program	Number of Graduates	Graduates Available for Employment	Graduates Employed in the Field	Placement Rate % Employment in the Field
2018	6	6	4	2	50%
2019	5	4	4	0	0%

You may obtain from the institution a list of the employment positions determined to be in the field for which a student received education and training. Please contact the Compliance Office.

## Gainful Employment Categories (includes data for the two calendar years prior to reporting)

### Part Time vs. Full -Time Employment

Calendar Year	Graduates Employed in the Field 20 to 29 hours per week	Graduates Employed in the Field at least 30 hours per week	Total Graduates Employed in the field
2018	0	2	2
2019	0	0	0

### Single Position vs. Concurrent Aggregated Positions

Calendar Year	Graduates Employed in the Field in a single position	Graduates Employed in the Field concurrent aggregated positions	Total Graduates Employed in the field
2018	1	0	2
2019	0	0	0

# NEW YORK FILM ACADEMY

COLLEGE OF VISUAL AND PERFORMING ARTS

## Self-Employed/Freelance Positions

Calendar Year	Graduates Employed who are self-employed or working freelance	Total Graduates Employed in the field
2018	0	2
2019	0	0

## Institutional Employment

Calendar Year	Graduates Employed in the field who are Employed by the Institution, an Employer Owned by the Institution, or an Employer who shares Ownership with the institution.	Total Graduates Employed in the field
2018	0	2
2019	0	0

**Student's Initials:** \_\_\_\_\_ **Date:** \_\_\_\_\_

**Initial only after you have had sufficient time to read and understand the information.**

### This Program may result in freelance or self-employment.

- The work available to graduates of this program is usually for freelance or self-employment.
- This type of work may not be consistent.
- The period of employment can range from one day to weeks to several months.
- Hours worked in a day or week may be more or less than the traditional 8 hours work day or 40-hour work week.
- You can expect to spend unpaid time expanding your networks, advertising, promoting your services, or honing your skills.
- Once graduates being to work freelance or are self-employed, they will be asked to provide documentation that they are employed as such so that they may be counted as placed for our job placement records.
- Students initialing this disclosure understand that either a majority or all of this school's graduates are employed in this manner and understand what comprises this work style.

**Student's Initials:** \_\_\_\_\_ **Date:** \_\_\_\_\_

**Initial only after you have had sufficient time to read and understand the information.**



**License Examination Passage Rates – This program does not lead to licensing examinations**

**Salary and Wage Information (includes data for the two calendar years prior to reporting)**

Annual salary and wages reported for graduates employed in the field.

Calendar Year	Graduates Available for Employment	Graduates Employed in the Field	\$25,001	\$40,001	\$45,001	\$60,001	No Salary Information Reported
			- \$30,000	- \$45,000	- \$50,000	- \$65,000	
2018	4	2	0	0	0	2	0
209	4	0	0	0	0	0	0

A list of sources used to substantiate salary disclosures is available from the school. Please contact the Compliance Office.

Student’s Initials: \_\_\_\_\_ Date: \_\_\_\_\_

Initial only after you have had sufficient time to read and understand the information.

**COST OF EDUCATIONAL PROGRAM**

Total charges for the program for students completing on-time in 2018: \$69,009; 2019: \$71,352. Additional charges may be incurred if the program is not completed on-time.

Student’s Initials: \_\_\_\_\_ Date: \_\_\_\_\_

Initial only after you have had sufficient time to read and understand the information.

# NEW YORK FILM ACADEMY

COLLEGE OF VISUAL AND PERFORMING ARTS

## FEDERAL STUDENT LOAN DEBT

Calendar Year	Most recent three year cohort default rate, as reported by the United States Department of Education.*	The percentage of enrolled students receiving federal student loans to pay for this program.	The average amount of federal student loan debt of graduates who took out federal student loans at this institution.	The percentage of graduates who took out federal student loans to pay for this Education Program.
2018	1.8%	40%	\$74,388.00	40%
2019	2.5%	42%	\$62,853.00	43%

\*The percentage of students who defaulted on their federal student loans is called the Cohort Default Rate (CDR). It shows the percentage of this school's students who were more than 270 days (9 months) behind on their federal student loans within three years of when the first payment was due. This is the most recent CDR reported by the U.S. Department of Education.

**Student's Initials:** \_\_\_\_\_ **Date:** \_\_\_\_\_

**Initial only after you have had sufficient time to read and understand the information.**

This fact sheet is filed with the Bureau for Private Postsecondary Education. Regardless of any information you may have relating to the completion rates, starting salaries, or license exam passage rates, this fact sheet contains the information as calculated pursuant to state law.

Any questions a student may have regarding this fact sheet that have not been satisfactorily answered by the institution may be directed to the Bureau for Private Postsecondary Education at 1747 N. Market Blvd, Suite 225, Sacramento, CA 95834, [www.bppe.ca.gov](http://www.bppe.ca.gov), toll-free telephone number (888) 370-7589 or by fax (916) 263-1897.

\_\_\_\_\_  
**Student Name – Print**

\_\_\_\_\_  
**Student Signature**

\_\_\_\_\_  
**Date**

\_\_\_\_\_  
**School Official**

\_\_\_\_\_  
**Date**

## DEFINITIONS

- “Number of Students Who Began the Program” means the number of students who began a program who were scheduled to complete the program within 100% of the published program length within the reporting calendar year and excludes all students who cancelled during the cancellation period.
- “Students Available for Graduation” is the number of students who began the program minus the number of students who have died, been incarcerated, or been called to active military duty.
- “Number of On-time Graduates” is the number of students who completed the program within 100% of the published program length within the reporting calendar year.
- “On-time Completion Rate” is the number of on-time graduates divided by the number of students available for graduation.
- “150% Graduates” is the number of students who completed the program within 150% of the program length (includes on-time graduates).
- “150% Completion Rate” is the number of students who completed the program in the reported calendar year within 150% of the published program length, including on-time graduates, divided by the number of students available for graduation.
- “Graduates Available for Employment” means the number of graduates minus the number of graduates unavailable for employment.
- “Graduates Unavailable for Employment” means the graduates who, after graduation, die, become incarcerated, are called to active military duty, are international students that leave the United States or do not have a visa allowing employment in the United States, or are continuing their education in an accredited or bureau-approved postsecondary institution.
- “Graduates Employed in the Field” means graduates who beginning within six months after a student completes the applicable educational program are gainfully employed, whose employment has been reported, and for whom the institution has documented verification of employment. For occupations for which the state requires passing an examination, the six months period begins after the announcement of the examination results for the first examination available after a student completes an applicable educational program.
- “Placement Rate Employed in the Field” is calculated by dividing the number of graduates gainfully employed in the field by the number of graduates available for employment.
- “Number of Graduates Taking Exam” is the number of graduates who took the first available exam in the reported calendar year.

# NEW YORK FILM ACADEMY

COLLEGE OF VISUAL AND PERFORMING ARTS

- “First Available Exam Date” is the date for the first available exam after a student completed a program.
- “Passage Rate” is calculated by dividing the number of graduates who passed the exam by the number of graduates who took the reported licensing exam.
- “Number Who Passed First Available Exam” is the number of graduates who took and passed the first available licensing exam after completing the program.
- “Salary” is as reported by graduate or graduate’s employer.
- “No Salary Information Reported” is the number of graduates for whom, after making reasonable attempts, the school was not able to obtain salary information.

# NEW YORK FILM ACADEMY

COLLEGE OF VISUAL AND PERFORMING ARTS

## STUDENT'S RIGHT TO CANCEL

The student has a right to cancel this enrollment agreement and obtain a refund. A notice of cancellation or withdrawal must be made in writing. The written request must include the following information: specific timeframes, such as the date the course started and the date of cancellation or withdrawal. Notice of Withdrawal forms are available in the Office of the Registrar. Any student who intends to cancel or withdraw must submit a signed and dated copy of the Notice of Withdrawal Form, or any other form of written notice that includes the required information to:

New York Film Academy  
3300 W. Riverside Dr.  
Burbank, CA 91505

## REFUND INFORMATION:

The New York Film Academy will refund 100% of the amount paid for institutional charges, less an administrative processing fee of \$100.00 if notice of cancellation is made through attendance at the first class session, or the seventh class day after enrollment, whichever is later.

Notice of cancellation or withdrawal must be made no later than \_\_\_\_\_.

After the 100% refund period described above, a student may withdraw from a course after instruction has started and receive a pro rata refund (less a non-refundable administrative processing fee of \$100.00) for the unused portion of the tuition and other refundable charges, if the student has completed 60% or less of the term's instruction.

The amount of the refund is calculated based on the student's withdrawal date. Transfer credits will be awarded with a deduction in overall tuition based on a per credit unit cost. Refunds are disbursed within 30 days of the official withdrawal from the school. The withdrawal is dated on the day that the student gave written notice to the school.



# NEW YORK FILM ACADEMY

COLLEGE OF VISUAL AND PERFORMING ARTS

## SCHOOL PERFORMANCE FACT SHEET

### CALENDAR YEARS 2018 & 2019

#### Master of Fine Arts in Photography – 2 Years

#### On-time Completion Rates (Graduation Rates)

Include data for the two calendar years prior to reporting

Calendar Year	Number of Student Who Began the Program	Students Available for Graduation	Number of On-time Graduates	On-time Completion Rates
<b>2018</b>	12	12	11	92%
<b>2019</b>	3	3	3	100%

Student's Initials: \_\_\_\_\_ Date: \_\_\_\_\_

Initial only after you have had sufficient time to read and understand the information.

#### Students Completing with 150% of Published Program Length

Calendar Year	Number of Student Who Began the Program	Students Available for Graduation	150% Graduates	150% Completion Rates
<b>2018</b>	0	0	0	0
<b>2019</b>	0	0	0	0

\*Included only if program is more than one year in length

Student's Initials: \_\_\_\_\_ Date: \_\_\_\_\_

Initial only after you have had sufficient time to read and understand the information.

# NEW YORK FILM ACADEMY

COLLEGE OF VISUAL AND PERFORMING ARTS

## Job Placement Rates (includes data for the two calendar years prior to reporting)

Calendar Year	Number of Students Who Began the Program	Number of Graduates	Graduates Available for Employment	Graduates Employed in the Field	Placement Rate % Employment in the Field
2018	12	11	7	5	71%
2019	3	3	1	1	100%

You may obtain from the institution a list of the employment positions determined to be in the field for which a student received education and training. Please contact the Compliance Office.

## Gainful Employment Categories (includes data for the two calendar years prior to reporting)

### Part Time vs. Full -Time Employment

Calendar Year	Graduates Employed in the Field 20 to 29 hours per week	Graduates Employed in the Field at least 30 hours per week	Total Graduates Employed in the field
2018	1	1	5
2019	0	0	1

### Single Position vs. Concurrent Aggregated Positions

Calendar Year	Graduates Employed in the Field in a single position	Graduates Employed in the Field concurrent aggregated positions	Total Graduates Employed in the field
2018	5	0	5
2019	0	0	1

# NEW YORK FILM ACADEMY

COLLEGE OF VISUAL AND PERFORMING ARTS

## Self-Employed/Freelance Positions

Calendar Year	Graduates Employed who are self-employed or working freelance	Total Graduates Employed in the field
2018	3	5
2019	1	1

## Institutional Employment

Calendar Year	Graduates Employed in the field who are Employed by the Institution, an Employer Owned by the Institution, or an Employer who shares Ownership with the institution.	Total Graduates Employed in the field
2018	0	5
2019	0	1

Student's Initials: \_\_\_\_\_ Date: \_\_\_\_\_

Initial only after you have had sufficient time to read and understand the information.

### This Program may result in freelance or self-employment.

- The work available to graduates of this program is usually for freelance or self-employment.
- This type of work may not be consistent.
- The period of employment can range from one day to weeks to several months.
- Hours worked in a day or week may be more or less than the traditional 8 hours work day or 40-hour work week.
- You can expect to spend unpaid time expanding your networks, advertising, promoting your services, or honing your skills.
- Once graduates being to work freelance or are self-employed, they will be asked to provide documentation that they are employed as such so that they may be counted as placed for our job placement records.
- Students initialing this disclosure understand that either a majority or all of this school's graduates are employed in this manner and understand what comprises this work style.

Student's Initials: \_\_\_\_\_ Date: \_\_\_\_\_

Initial only after you have had sufficient time to read and understand the information.



**License Examination Passage Rates – This program does not lead to licensing examinations**

**Salary and Wage Information (includes data for the two calendar years prior to reporting)**

Annual salary and wages reported for graduates employed in the field.

Calendar Year	Graduates Available for Employment	Graduates Employed in the Field	\$0 - \$5,000	\$5,001 - \$10,000	\$10,001 - \$15,000	\$15,001 - \$20,000	\$25,001 - \$30,000	\$30,001 - \$35,000	No Salary Information Reported
2018	7	5	1	1	2	0	0	1	0
2019	1	1	1	0	0	0	0	0	0

A list of sources used to substantiate salary disclosures is available from the school. Please contact the Compliance Office.

**Student's Initials: \_\_\_\_\_ Date: \_\_\_\_\_**

**Initial only after you have had sufficient time to read and understand the information.**

**COST OF EDUCATIONAL PROGRAM**

Total charges for the program for students completing on-time in 2018: \$80,348; 2019: \$83,076.

Additional charges may be incurred if the program is not completed on-time.

**Student's Initials: \_\_\_\_\_ Date: \_\_\_\_\_**

**Initial only after you have had sufficient time to read and understand the information.**

# NEW YORK FILM ACADEMY

COLLEGE OF VISUAL AND PERFORMING ARTS

## FEDERAL STUDENT LOAN DEBT

Calendar Year	Most recent three year cohort default rate, as reported by the United States Department of Education.*	The percentage of enrolled students receiving federal student loans to pay for this program.	The average amount of federal student loan debt of graduates who took out federal student loans at this institution.	The percentage of graduates who took out federal student loans to pay for this Education Program.
2018	1.8%	0%	0	0%
2019	2.5%	13%	\$109,850.00	7%

\*The percentage of students who defaulted on their federal student loans is called the Cohort Default Rate (CDR). It shows the percentage of this school's students who were more than 270 days (9 months) behind on their federal student loans within three years of when the first payment was due. This is the most recent CDR reported by the U.S. Department of Education.

**Student's Initials:** \_\_\_\_\_ **Date:** \_\_\_\_\_

**Initial only after you have had sufficient time to read and understand the information.**

This fact sheet is filed with the Bureau for Private Postsecondary Education. Regardless of any information you may have relating to the completion rates, starting salaries, or license exam passage rates, this fact sheet contains the information as calculated pursuant to state law.

Any questions a student may have regarding this fact sheet that have not been satisfactorily answered by the institution may be directed to the Bureau for Private Postsecondary Education at 1747 N. Market Blvd, Suite 225, Sacramento, CA 95834, [www.bppe.ca.gov](http://www.bppe.ca.gov), toll-free telephone number (888) 370-7589 or by fax (916) 263-1897.

\_\_\_\_\_  
**Student Name – Print**

\_\_\_\_\_  
**Student Signature**

\_\_\_\_\_  
**Date**

\_\_\_\_\_  
**School Official**

\_\_\_\_\_  
**Date**

## DEFINITIONS

- “Number of Students Who Began the Program” means the number of students who began a program who were scheduled to complete the program within 100% of the published program length within the reporting calendar year and excludes all students who cancelled during the cancellation period.
- “Students Available for Graduation” is the number of students who began the program minus the number of students who have died, been incarcerated, or been called to active military duty.
- “Number of On-time Graduates” is the number of students who completed the program within 100% of the published program length within the reporting calendar year.
- “On-time Completion Rate” is the number of on-time graduates divided by the number of students available for graduation.
- “150% Graduates” is the number of students who completed the program within 150% of the program length (includes on-time graduates).
- “150% Completion Rate” is the number of students who completed the program in the reported calendar year within 150% of the published program length, including on-time graduates, divided by the number of students available for graduation.
- “Graduates Available for Employment” means the number of graduates minus the number of graduates unavailable for employment.
- “Graduates Unavailable for Employment” means the graduates who, after graduation, die, become incarcerated, are called to active military duty, are international students that leave the United States or do not have a visa allowing employment in the United States, or are continuing their education in an accredited or bureau-approved postsecondary institution.
- “Graduates Employed in the Field” means graduates who beginning within six months after a student completes the applicable educational program are gainfully employed, whose employment has been reported, and for whom the institution has documented verification of employment. For occupations for which the state requires passing an examination, the six months period begins after the announcement of the examination results for the first examination available after a student completes an applicable educational program.
- “Placement Rate Employed in the Field” is calculated by dividing the number of graduates gainfully employed in the field by the number of graduates available for employment.
- “Number of Graduates Taking Exam” is the number of graduates who took the first available exam in the reported calendar year.

# NEW YORK FILM ACADEMY

COLLEGE OF VISUAL AND PERFORMING ARTS

- “First Available Exam Date” is the date for the first available exam after a student completed a program.
- “Passage Rate” is calculated by dividing the number of graduates who passed the exam by the number of graduates who took the reported licensing exam.
- “Number Who Passed First Available Exam” is the number of graduates who took and passed the first available licensing exam after completing the program.
- “Salary” is as reported by graduate or graduate’s employer.
- “No Salary Information Reported” is the number of graduates for whom, after making reasonable attempts, the school was not able to obtain salary information.

# NEW YORK FILM ACADEMY

COLLEGE OF VISUAL AND PERFORMING ARTS

## STUDENT'S RIGHT TO CANCEL

The student has a right to cancel this enrollment agreement and obtain a refund. A notice of cancellation or withdrawal must be made in writing. The written request must include the following information: specific timeframes, such as the date the course started and the date of cancellation or withdrawal. Notice of Withdrawal forms are available in the Office of the Registrar. Any student who intends to cancel or withdraw must submit a signed and dated copy of the Notice of Withdrawal Form, or any other form of written notice that includes the required information to:

New York Film Academy  
3300 W. Riverside Dr.  
Burbank, CA 91505

## REFUND INFORMATION:

The New York Film Academy will refund 100% of the amount paid for institutional charges, less an administrative processing fee of \$100.00 if notice of cancellation is made through attendance at the first class session, or the seventh class day after enrollment, whichever is later.

Notice of cancellation or withdrawal must be made no later than \_\_\_\_\_.

After the 100% refund period described above, a student may withdraw from a course after instruction has started and receive a pro rata refund (less a non-refundable administrative processing fee of \$100.00) for the unused portion of the tuition and other refundable charges, if the student has completed 60% or less of the term's instruction.

The amount of the refund is calculated based on the student's withdrawal date. Transfer credits will be awarded with a deduction in overall tuition based on a per credit unit cost. Refunds are disbursed within 30 days of the official withdrawal from the school. The withdrawal is dated on the day that the student gave written notice to the school.



# NEW YORK FILM ACADEMY

COLLEGE OF VISUAL AND PERFORMING ARTS

## SCHOOL PERFORMANCE FACT SHEET

**CALENDAR YEARS 2018 & 2019**

**Master of Fine Arts in Producing – 2 Year**

### On-time Completion Rates (Graduation Rates)

Include data for the two calendar years prior to reporting

Calendar Year	Number of Student Who Began the Program	Students Available for Graduation	Number of On-time Graduates	On-time Completion Rates
<b>2018</b>	33	33	24	73%
<b>2019</b>	22	22	19	86%

Student's Initials: \_\_\_\_\_ Date: \_\_\_\_\_

Initial only after you have had sufficient time to read and understand the information.

### Students Completing with 150% of Published Program Length

Calendar Year	Number of Student Who Began the Program	Students Available for Graduation	150% Graduates	150% Completion Rates
<b>2018</b>	0	0	0	0
<b>2019</b>	0	0	0	0

\*Included only if program is more than one year in length

Student's Initials: \_\_\_\_\_ Date: \_\_\_\_\_

Initial only after you have had sufficient time to read and understand the information.

# NEW YORK FILM ACADEMY

COLLEGE OF VISUAL AND PERFORMING ARTS

## Job Placement Rates (includes data for the two calendar years prior to reporting)

Calendar Year	Number of Students Who Began the Program	Number of Graduates	Graduates Available for Employment	Graduates Employed in the Field	Placement Rate % Employment in the Field
2018	33	24	15	5	33%
2019	22	19	13	3	23%

You may obtain from the institution a list of the employment positions determined to be in the field for which a student received education and training. Please contact the Compliance Office.

## Gainful Employment Categories (includes data for the two calendar years prior to reporting)

### Part Time vs. Full -Time Employment

Calendar Year	Graduates Employed in the Field 20 to 29 hours per week	Graduates Employed in the Field at least 30 hours per week	Total Graduates Employed in the field
2018	2	1	5
2019	1	1	3

### Single Position vs. Concurrent Aggregated Positions

Calendar Year	Graduates Employed in the Field in a single position	Graduates Employed in the Field concurrent aggregated positions	Total Graduates Employed in the field
2018	5	0	5
2019	1	1	3

# NEW YORK FILM ACADEMY

COLLEGE OF VISUAL AND PERFORMING ARTS

## Self-Employed/Freelance Positions

Calendar Year	Graduates Employed who are self-employed or working freelance	Total Graduates Employed in the field
2018	2	5
2019	1	3

## Institutional Employment

Calendar Year	Graduates Employed in the field who are Employed by the Institution, an Employer Owned by the Institution, or an Employer who shares Ownership with the institution.	Total Graduates Employed in the field
2018	0	5
2019	0	3

**Student's Initials:** \_\_\_\_\_ **Date:** \_\_\_\_\_

**Initial only after you have had sufficient time to read and understand the information.**

### This Program may result in freelance or self-employment.

- The work available to graduates of this program is usually for freelance or self-employment.
- This type of work may not be consistent.
- The period of employment can range from one day to weeks to several months.
- Hours worked in a day or week may be more or less than the traditional 8 hours work day or 40-hour work week.
- You can expect to spend unpaid time expanding your networks, advertising, promoting your services, or honing your skills.
- Once graduates begin to work freelance or are self-employed, they will be asked to provide documentation that they are employed as such so that they may be counted as placed for our job placement records.
- Students initialing this disclosure understand that either a majority or all of this school's graduates are employed in this manner and understand what comprises this work style.

**Student's Initials:** \_\_\_\_\_ **Date:** \_\_\_\_\_

**Initial only after you have had sufficient time to read and understand the information.**



**License Examination Passage Rates – This program does not lead to licensing examinations**

**Salary and Wage Information (includes data for the two calendar years prior to reporting)**

Annual salary and wages reported for graduates employed in the field.

Calendar Year	Graduates Available for Employment	Graduates Employed in the Field	\$5,001 - \$10,000	\$10,001 - \$15,000	\$15,001 - \$20,000	\$35,001 - \$40,000	\$40,001 - \$45,000	\$50,001 - \$55,000	No Salary Information Reported
2018	15	5	1	1	1	0	1	1	0
2019	13	3	0	1	1	1	0	0	0

A list of sources used to substantiate salary disclosures is available from the school. Please contact the Compliance Office.

Student’s Initials: \_\_\_\_\_ Date: \_\_\_\_\_

Initial only after you have had sufficient time to read and understand the information.

**COST OF EDUCATIONAL PROGRAM**

Total charges for the program for students completing on-time in 2018: \$86,254; 2019: \$97,560. Additional charges may be incurred if the program is not completed on-time.

Student’s Initials: \_\_\_\_\_ Date: \_\_\_\_\_

Initial only after you have had sufficient time to read and understand the information.

# NEW YORK FILM ACADEMY

COLLEGE OF VISUAL AND PERFORMING ARTS

## FEDERAL STUDENT LOAN DEBT

Calendar Year	Most recent three year cohort default rate, as reported by the United States Department of Education.*	The percentage of enrolled students receiving federal student loans to pay for this program.	The average amount of federal student loan debt of graduates who took out federal student loans at this institution.	The percentage of graduates who took out federal student loans to pay for this Education Program.
2018	1.8%	30%	\$84,938.43	30%
2019	2.5%	17%	\$104,251.25	13%

\*The percentage of students who defaulted on their federal student loans is called the Cohort Default Rate (CDR). It shows the percentage of this school's students who were more than 270 days (9 months) behind on their federal student loans within three years of when the first payment was due. This is the most recent CDR reported by the U.S. Department of Education.

**Student's Initials:** \_\_\_\_\_ **Date:** \_\_\_\_\_

**Initial only after you have had sufficient time to read and understand the information.**

This fact sheet is filed with the Bureau for Private Postsecondary Education. Regardless of any information you may have relating to the completion rates, starting salaries, or license exam passage rates, this fact sheet contains the information as calculated pursuant to state law.

Any questions a student may have regarding this fact sheet that have not been satisfactorily answered by the institution may be directed to the Bureau for Private Postsecondary Education at 1747 N. Market Blvd, Suite 225, Sacramento, CA 95834, [www.bppe.ca.gov](http://www.bppe.ca.gov), toll-free telephone number (888) 370-7589 or by fax (916) 263-1897.

\_\_\_\_\_  
**Student Name – Print**

\_\_\_\_\_  
**Student Signature**

\_\_\_\_\_  
**Date**

\_\_\_\_\_  
**School Official**

\_\_\_\_\_  
**Date**

## DEFINITIONS

- “Number of Students Who Began the Program” means the number of students who began a program who were scheduled to complete the program within 100% of the published program length within the reporting calendar year and excludes all students who cancelled during the cancellation period.
- “Students Available for Graduation” is the number of students who began the program minus the number of students who have died, been incarcerated, or been called to active military duty.
- “Number of On-time Graduates” is the number of students who completed the program within 100% of the published program length within the reporting calendar year.
- “On-time Completion Rate” is the number of on-time graduates divided by the number of students available for graduation.
- “150% Graduates” is the number of students who completed the program within 150% of the program length (includes on-time graduates).
- “150% Completion Rate” is the number of students who completed the program in the reported calendar year within 150% of the published program length, including on-time graduates, divided by the number of students available for graduation.
- “Graduates Available for Employment” means the number of graduates minus the number of graduates unavailable for employment.
- “Graduates Unavailable for Employment” means the graduates who, after graduation, die, become incarcerated, are called to active military duty, are international students that leave the United States or do not have a visa allowing employment in the United States, or are continuing their education in an accredited or bureau-approved postsecondary institution.
- “Graduates Employed in the Field” means graduates who beginning within six months after a student completes the applicable educational program are gainfully employed, whose employment has been reported, and for whom the institution has documented verification of employment. For occupations for which the state requires passing an examination, the six months period begins after the announcement of the examination results for the first examination available after a student completes an applicable educational program.
- “Placement Rate Employed in the Field” is calculated by dividing the number of graduates gainfully employed in the field by the number of graduates available for employment.
- “Number of Graduates Taking Exam” is the number of graduates who took the first available exam in the reported calendar year.

# NEW YORK FILM ACADEMY

COLLEGE OF VISUAL AND PERFORMING ARTS

- “First Available Exam Date” is the date for the first available exam after a student completed a program.
- “Passage Rate” is calculated by dividing the number of graduates who passed the exam by the number of graduates who took the reported licensing exam.
- “Number Who Passed First Available Exam” is the number of graduates who took and passed the first available licensing exam after completing the program.
- “Salary” is as reported by graduate or graduate’s employer.
- “No Salary Information Reported” is the number of graduates for whom, after making reasonable attempts, the school was not able to obtain salary information.

# NEW YORK FILM ACADEMY

COLLEGE OF VISUAL AND PERFORMING ARTS

## STUDENT'S RIGHT TO CANCEL

The student has a right to cancel this enrollment agreement and obtain a refund. A notice of cancellation or withdrawal must be made in writing. The written request must include the following information: specific timeframes, such as the date the course started and the date of cancellation or withdrawal. Notice of Withdrawal forms are available in the Office of the Registrar. Any student who intends to cancel or withdraw must submit a signed and dated copy of the Notice of Withdrawal Form, or any other form of written notice that includes the required information to:

New York Film Academy  
3300 W. Riverside Dr.  
Burbank, CA 91505

## REFUND INFORMATION:

The New York Film Academy will refund 100% of the amount paid for institutional charges, less an administrative processing fee of \$100.00 if notice of cancellation is made through attendance at the first class session, or the seventh class day after enrollment, whichever is later.

Notice of cancellation or withdrawal must be made no later than \_\_\_\_\_.

After the 100% refund period described above, a student may withdraw from a course after instruction has started and receive a pro rata refund (less a non-refundable administrative processing fee of \$100.00) for the unused portion of the tuition and other refundable charges, if the student has completed 60% or less of the term's instruction.

The amount of the refund is calculated based on the student's withdrawal date. Transfer credits will be awarded with a deduction in overall tuition based on a per credit unit cost. Refunds are disbursed within 30 days of the official withdrawal from the school. The withdrawal is dated on the day that the student gave written notice to the school.



# NEW YORK FILM ACADEMY

COLLEGE OF VISUAL AND PERFORMING ARTS

## SCHOOL PERFORMANCE FACT SHEET

### CALENDAR YEARS 2018 & 2019

#### Master of Fine Arts in Screenwriting – 2 Years

#### On-time Completion Rates (Graduation Rates)

Include data for the two calendar years prior to reporting

Calendar Year	Number of Student Who Began the Program	Students Available for Graduation	Number of On-time Graduates	On-time Completion Rates
2018	27	27	20	74%
2019	30	30	21	70%

Student's Initials: \_\_\_\_\_ Date: \_\_\_\_\_

Initial only after you have had sufficient time to read and understand the information.

#### Students Completing with 150% of Published Program Length

Calendar Year	Number of Student Who Began the Program	Students Available for Graduation	150% Graduates	150% Completion Rates
2018	0	0	0	0
2019	0	0	0	0

\*Included only if program is more than one year in length

Student's Initials: \_\_\_\_\_ Date: \_\_\_\_\_

Initial only after you have had sufficient time to read and understand the information.

# NEW YORK FILM ACADEMY

COLLEGE OF VISUAL AND PERFORMING ARTS

## Job Placement Rates (includes data for the two calendar years prior to reporting)

Calendar Year	Number of Students Who Began the Program	Number of Graduates	Graduates Available for Employment	Graduates Employed in the Field	Placement Rate % Employment in the Field
2018	27	20	12	3	25%
2019	30	21	18	9	50%

You may obtain from the institution a list of the employment positions determined to be in the field for which a student received education and training. Please contact the Compliance Office.

## Gainful Employment Categories (includes data for the two calendar years prior to reporting)

### Part Time vs. Full -Time Employment

Calendar Year	Graduates Employed in the Field 20 to 29 hours per week	Graduates Employed in the Field at least 30 hours per week	Total Graduates Employed in the field
2018	0	3	3
2019	3	1	9

### Single Position vs. Concurrent Aggregated Positions

Calendar Year	Graduates Employed in the Field in a single position	Graduates Employed in the Field concurrent aggregated positions	Total Graduates Employed in the field
2018	3	0	3
2019	3	1	9

# NEW YORK FILM ACADEMY

COLLEGE OF VISUAL AND PERFORMING ARTS

## Self-Employed/Freelance Positions

Calendar Year	Graduates Employed who are self-employed or working freelance	Total Graduates Employed in the field
2018	0	3
2019	5	9

## Institutional Employment

Calendar Year	Graduates Employed in the field who are Employed by the Institution, an Employer Owned by the Institution, or an Employer who shares Ownership with the institution.	Total Graduates Employed in the field
2018	0	3
2019	0	9

**Student's Initials:** \_\_\_\_\_ **Date:** \_\_\_\_\_

**Initial only after you have had sufficient time to read and understand the information.**

### This Program may result in freelance or self-employment.

- The work available to graduates of this program is usually for freelance or self-employment.
- This type of work may not be consistent.
- The period of employment can range from one day to weeks to several months.
- Hours worked in a day or week may be more or less than the traditional 8 hours work day or 40-hour work week.
- You can expect to spend unpaid time expanding your networks, advertising, promoting your services, or honing your skills.
- Once graduates being to work freelance or are self-employed, they will be asked to provide documentation that they are employed as such so that they may be counted as placed for our job placement records.
- Students initialing this disclosure understand that either a majority or all of this school's graduates are employed in this manner and understand what comprises this work style.

**Student's Initials:** \_\_\_\_\_ **Date:** \_\_\_\_\_

**Initial only after you have had sufficient time to read and understand the information.**



**License Examination Passage Rates – This program does not lead to licensing examinations**

**Salary and Wage Information (includes data for the two calendar years prior to reporting)**

Annual salary and wages reported for graduates employed in the field.

Calendar Year	Graduates Available for Employment	Graduates Employed in the Field	\$0 - \$5,000	\$5,001 - \$10,000	\$10,001 - \$15,000	\$15,001 - \$20,000	\$20,001 - \$25,000	\$25,001 - \$30,000	\$30,001 - \$35,000	No Salary Information Reported
2018	12	3	0	1	0	1	0	1	1	0
2019	18	9	1	0	2	2	1	3	3	0

A list of sources used to substantiate salary disclosures is available from the school. Please contact the Compliance Office.

**Student's Initials: \_\_\_\_\_ Date: \_\_\_\_\_**

**Initial only after you have had sufficient time to read and understand the information.**

**COST OF EDUCATIONAL PROGRAM**

Total charges for the program for students completing on-time in 2018: \$60,380; 2019: \$75,925. Additional charges may be incurred if the program is not completed on-time.

**Student's Initials: \_\_\_\_\_ Date: \_\_\_\_\_**

**Initial only after you have had sufficient time to read and understand the information.**

# NEW YORK FILM ACADEMY

COLLEGE OF VISUAL AND PERFORMING ARTS

## FEDERAL STUDENT LOAN DEBT

Calendar Year	Most recent three year cohort default rate, as reported by the United States Department of Education.*	The percentage of enrolled students receiving federal student loans to pay for this program.	The average amount of federal student loan debt of graduates who took out federal student loans at this institution.	The percentage of graduates who took out federal student loans to pay for this Education Program.
2018	1.8%	33%	\$45,080.38	38%
2019	2.5%	37%	\$51,491.13	38%

\*The percentage of students who defaulted on their federal student loans is called the Cohort Default Rate (CDR). It shows the percentage of this school's students who were more than 270 days (9 months) behind on their federal student loans within three years of when the first payment was due. This is the most recent CDR reported by the U.S. Department of Education.

**Student's Initials:** \_\_\_\_\_ **Date:** \_\_\_\_\_

**Initial only after you have had sufficient time to read and understand the information.**

This fact sheet is filed with the Bureau for Private Postsecondary Education. Regardless of any information you may have relating to the completion rates, starting salaries, or license exam passage rates, this fact sheet contains the information as calculated pursuant to state law.

Any questions a student may have regarding this fact sheet that have not been satisfactorily answered by the institution may be directed to the Bureau for Private Postsecondary Education at 1747 N. Market Blvd, Suite 225, Sacramento, CA 95834, [www.bppe.ca.gov](http://www.bppe.ca.gov), toll-free telephone number (888) 370-7589 or by fax (916) 263-1897.

\_\_\_\_\_  
**Student Name – Print**

\_\_\_\_\_  
**Student Signature**

\_\_\_\_\_  
**Date**

\_\_\_\_\_  
**School Official**

\_\_\_\_\_  
**Date**

## DEFINITIONS

- “Number of Students Who Began the Program” means the number of students who began a program who were scheduled to complete the program within 100% of the published program length within the reporting calendar year and excludes all students who cancelled during the cancellation period.
- “Students Available for Graduation” is the number of students who began the program minus the number of students who have died, been incarcerated, or been called to active military duty.
- “Number of On-time Graduates” is the number of students who completed the program within 100% of the published program length within the reporting calendar year.
- “On-time Completion Rate” is the number of on-time graduates divided by the number of students available for graduation.
- “150% Graduates” is the number of students who completed the program within 150% of the program length (includes on-time graduates).
- “150% Completion Rate” is the number of students who completed the program in the reported calendar year within 150% of the published program length, including on-time graduates, divided by the number of students available for graduation.
- “Graduates Available for Employment” means the number of graduates minus the number of graduates unavailable for employment.
- “Graduates Unavailable for Employment” means the graduates who, after graduation, die, become incarcerated, are called to active military duty, are international students that leave the United States or do not have a visa allowing employment in the United States, or are continuing their education in an accredited or bureau-approved postsecondary institution.
- “Graduates Employed in the Field” means graduates who beginning within six months after a student completes the applicable educational program are gainfully employed, whose employment has been reported, and for whom the institution has documented verification of employment. For occupations for which the state requires passing an examination, the six months period begins after the announcement of the examination results for the first examination available after a student completes an applicable educational program.
- “Placement Rate Employed in the Field” is calculated by dividing the number of graduates gainfully employed in the field by the number of graduates available for employment.
- “Number of Graduates Taking Exam” is the number of graduates who took the first available exam in the reported calendar year.

# NEW YORK FILM ACADEMY

COLLEGE OF VISUAL AND PERFORMING ARTS

- “First Available Exam Date” is the date for the first available exam after a student completed a program.
- “Passage Rate” is calculated by dividing the number of graduates who passed the exam by the number of graduates who took the reported licensing exam.
- “Number Who Passed First Available Exam” is the number of graduates who took and passed the first available licensing exam after completing the program.
- “Salary” is as reported by graduate or graduate’s employer.
- “No Salary Information Reported” is the number of graduates for whom, after making reasonable attempts, the school was not able to obtain salary information.

# NEW YORK FILM ACADEMY

COLLEGE OF VISUAL AND PERFORMING ARTS

## STUDENT'S RIGHT TO CANCEL

The student has a right to cancel this enrollment agreement and obtain a refund. A notice of cancellation or withdrawal must be made in writing. The written request must include the following information: specific timeframes, such as the date the course started and the date of cancellation or withdrawal. Notice of Withdrawal forms are available in the Office of the Registrar. Any student who intends to cancel or withdraw must submit a signed and dated copy of the Notice of Withdrawal Form, or any other form of written notice that includes the required information to:

New York Film Academy  
3300 W. Riverside Dr.  
Burbank, CA 91505

## REFUND INFORMATION:

The New York Film Academy will refund 100% of the amount paid for institutional charges, less an administrative processing fee of \$100.00 if notice of cancellation is made through attendance at the first class session, or the seventh class day after enrollment, whichever is later.

Notice of cancellation or withdrawal must be made no later than \_\_\_\_\_.

After the 100% refund period described above, a student may withdraw from a course after instruction has started and receive a pro rata refund (less a non-refundable administrative processing fee of \$100.00) for the unused portion of the tuition and other refundable charges, if the student has completed 60% or less of the term's instruction.

The amount of the refund is calculated based on the student's withdrawal date. Transfer credits will be awarded with a deduction in overall tuition based on a per credit unit cost. Refunds are disbursed within 30 days of the official withdrawal from the school. The withdrawal is dated on the day that the student gave written notice to the school.



**NEW YORK  
FILM ACADEMY**

COLLEGE OF VISUAL AND PERFORMING ARTS

# NEW YORK FILM ACADEMY

COLLEGE OF VISUAL AND PERFORMING ARTS

## SCHOOL PERFORMANCE FACT SHEET

### CALENDAR YEARS 2018 & 2019

#### Certificate - 1 Year Acting for Film – One Year

#### On-time Completion Rates (Graduation Rates)

Include data for the two calendar years prior to reporting

Calendar Year	Number of Student Who Began the Program	Students Available for Graduation	Number of On-time Graduates	On-time Completion Rates
<b>2018</b>	68	68	47	69%
<b>2019</b>	84	84	53	63%

Student's Initials: \_\_\_\_\_ Date: \_\_\_\_\_

Initial only after you have had sufficient time to read and understand the information.

#### Students Completing with 150% of Published Program Length

Calendar Year	Number of Student Who Began the Program	Students Available for Graduation	150% Graduates	150% Completion Rates
<b>2018</b>	0	0	0	0
<b>2019</b>	0	0	0	0

\*Included only if program is more than one year in length

Student's Initials: \_\_\_\_\_ Date: \_\_\_\_\_

Initial only after you have had sufficient time to read and understand the information.

# NEW YORK FILM ACADEMY

COLLEGE OF VISUAL AND PERFORMING ARTS

## Job Placement Rates (includes data for the two calendar years prior to reporting)

Calendar Year	Number of Students Who Began the Program	Number of Graduates	Graduates Available for Employment	Graduates Employed in the Field	Placement Rate % Employment in the Field
2018	68	47	27	10	37%
2019	84	53	35	10	29%

You may obtain from the institution a list of the employment positions determined to be in the field for which a student received education and training. Please contact the Compliance Office.

## Gainful Employment Categories (includes data for the two calendar years prior to reporting)

### Part Time vs. Full -Time Employment

Calendar Year	Graduates Employed in the Field 20 to 29 hours per week	Graduates Employed in the Field at least 30 hours per week	Total Graduates Employed in the field
2018	0	0	10
2019	1	0	10

### Single Position vs. Concurrent Aggregated Positions

Calendar Year	Graduates Employed in the Field in a single position	Graduates Employed in the Field concurrent aggregated positions	Total Graduates Employed in the field
2018	10	0	10
2019	1	0	10

# NEW YORK FILM ACADEMY

COLLEGE OF VISUAL AND PERFORMING ARTS

## Self-Employed/Freelance Positions

Calendar Year	Graduates Employed who are self-employed or working freelance	Total Graduates Employed in the field
2018	10	10
2019	9	10

## Institutional Employment

Calendar Year	Graduates Employed in the field who are Employed by the Institution, an Employer Owned by the Institution, or an Employer who shares Ownership with the institution.	Total Graduates Employed in the field
2018	0	10
2019	0	10

Student's Initials: \_\_\_\_\_ Date: \_\_\_\_\_

Initial only after you have had sufficient time to read and understand the information.

### This Program may result in freelance or self-employment.

- The work available to graduates of this program is usually for freelance or self-employment.
- This type of work may not be consistent.
- The period of employment can range from one day to weeks to several months.
- Hours worked in a day or week may be more or less than the traditional 8 hours work day or 40-hour work week.
- You can expect to spend unpaid time expanding your networks, advertising, promoting your services, or honing your skills.
- Once graduates being to work freelance or are self-employed, they will be asked to provide documentation that they are employed as such so that they may be counted as placed for our job placement records.
- Students initialing this disclosure understand that either a majority or all of this school's graduates are employed in this manner and understand what comprises this work style.

Student's Initials: \_\_\_\_\_ Date: \_\_\_\_\_

Initial only after you have had sufficient time to read and understand the information.



**License Examination Passage Rates – This program does not lead to licensing examinations**

**Salary and Wage Information (includes data for the two calendar years prior to reporting)**

Annual salary and wages reported for graduates employed in the field.

Calendar Year	Graduates Available for Employment	Graduates Employed in the Field	\$0 - \$5,000	\$ 5,001 - \$10,000	\$10,001 - \$15,000	\$40,001 - \$45,000	No Salary Information Reported
2018	27	10	8	1	0	0	1
2019	35	10	6	4	0	0	

A list of sources used to substantiate salary disclosures is available from the school. Please contact the Compliance Office.

**Student’s Initials: \_\_\_\_\_ Date: \_\_\_\_\_**

**Initial only after you have had sufficient time to read and understand the information.**

**COST OF EDUCATIONAL PROGRAM**

Total charges for the program for students completing on-time in 2018: \$33,676; 2019: \$34,820. Additional charges may be incurred if the program is not completed on-time.

**Student’s Initials: \_\_\_\_\_ Date: \_\_\_\_\_**

**Initial only after you have had sufficient time to read and understand the information.**

# NEW YORK FILM ACADEMY

COLLEGE OF VISUAL AND PERFORMING ARTS

## FEDERAL STUDENT LOAN DEBT

Calendar Year	Most recent three year cohort default rate, as reported by the United States Department of Education.*	The percentage of enrolled students receiving federal student loans to pay for this program.	The average amount of federal student loan debt of graduates who took out federal student loans at this institution.	The percentage of graduates who took out federal student loans to pay for this Education Program.
2018	1.8%	18%	\$4,392.00	14%
2019	2.5%	19%	\$15,968.45	14%

\*The percentage of students who defaulted on their federal student loans is called the Cohort Default Rate (CDR). It shows the percentage of this school's students who were more than 270 days (9 months) behind on their federal student loans within three years of when the first payment was due. This is the most recent CDR reported by the U.S. Department of Education.

**Student's Initials:** \_\_\_\_\_ **Date:** \_\_\_\_\_

**Initial only after you have had sufficient time to read and understand the information.**

This fact sheet is filed with the Bureau for Private Postsecondary Education. Regardless of any information you may have relating to the completion rates, starting salaries, or license exam passage rates, this fact sheet contains the information as calculated pursuant to state law.

Any questions a student may have regarding this fact sheet that have not been satisfactorily answered by the institution may be directed to the Bureau for Private Postsecondary Education at 1747 N. Market Blvd, Suite 225, Sacramento, CA 95834, [www.bppe.ca.gov](http://www.bppe.ca.gov), toll-free telephone number (888) 370-7589 or by fax (916) 263-1897.

\_\_\_\_\_  
**Student Name – Print**

\_\_\_\_\_  
**Student Signature**

\_\_\_\_\_  
**School Official**

\_\_\_\_\_  
**Date**

\_\_\_\_\_  
**Date**

## DEFINITIONS

- “Number of Students Who Began the Program” means the number of students who began a program who were scheduled to complete the program within 100% of the published program length within the reporting calendar year and excludes all students who cancelled during the cancellation period.
- “Students Available for Graduation” is the number of students who began the program minus the number of students who have died, been incarcerated, or been called to active military duty.
- “Number of On-time Graduates” is the number of students who completed the program within 100% of the published program length within the reporting calendar year.
- “On-time Completion Rate” is the number of on-time graduates divided by the number of students available for graduation.
- “150% Graduates” is the number of students who completed the program within 150% of the program length (includes on-time graduates).
- “150% Completion Rate” is the number of students who completed the program in the reported calendar year within 150% of the published program length, including on-time graduates, divided by the number of students available for graduation.
- “Graduates Available for Employment” means the number of graduates minus the number of graduates unavailable for employment.
- “Graduates Unavailable for Employment” means the graduates who, after graduation, die, become incarcerated, are called to active military duty, are international students that leave the United States or do not have a visa allowing employment in the United States, or are continuing their education in an accredited or bureau-approved postsecondary institution.
- “Graduates Employed in the Field” means graduates who beginning within six months after a student completes the applicable educational program are gainfully employed, whose employment has been reported, and for whom the institution has documented verification of employment. For occupations for which the state requires passing an examination, the six months period begins after the announcement of the examination results for the first examination available after a student completes an applicable educational program.
- “Placement Rate Employed in the Field” is calculated by dividing the number of graduates gainfully employed in the field by the number of graduates available for employment.
- “Number of Graduates Taking Exam” is the number of graduates who took the first available exam in the reported calendar year.

# NEW YORK FILM ACADEMY

COLLEGE OF VISUAL AND PERFORMING ARTS

- “First Available Exam Date” is the date for the first available exam after a student completed a program.
- “Passage Rate” is calculated by dividing the number of graduates who passed the exam by the number of graduates who took the reported licensing exam.
- “Number Who Passed First Available Exam” is the number of graduates who took and passed the first available licensing exam after completing the program.
- “Salary” is as reported by graduate or graduate’s employer.
- “No Salary Information Reported” is the number of graduates for whom, after making reasonable attempts, the school was not able to obtain salary information.



# NEW YORK FILM ACADEMY

COLLEGE OF VISUAL AND PERFORMING ARTS

## STUDENT'S RIGHT TO CANCEL

The student has a right to cancel this enrollment agreement and obtain a refund. A notice of cancellation or withdrawal must be made in writing. The written request must include the following information: specific timeframes, such as the date the course started and the date of cancellation or withdrawal. Notice of Withdrawal forms are available in the Office of the Registrar. Any student who intends to cancel or withdraw must submit a signed and dated copy of the Notice of Withdrawal Form, or any other form of written notice that includes the required information to:

New York Film Academy  
3300 W. Riverside Dr.  
Burbank, CA 91505

## REFUND INFORMATION:

The New York Film Academy will refund 100% of the amount paid for institutional charges, less an administrative processing fee of \$100.00 if notice of cancellation is made through attendance at the first class session, or the seventh class day after enrollment, whichever is later.

Notice of cancellation or withdrawal must be made no later than \_\_\_\_\_.

After the 100% refund period described above, a student may withdraw from a course after instruction has started and receive a pro rata refund (less a non-refundable administrative processing fee of \$100.00) for the unused portion of the tuition and other refundable charges, if the student has completed 60% or less of the term's instruction.

The amount of the refund is calculated based on the student's withdrawal date. Transfer credits will be awarded with a deduction in overall tuition based on a per credit unit cost. Refunds are disbursed within 30 days of the official withdrawal from the school. The withdrawal is dated on the day that the student gave written notice to the school.

# NEW YORK FILM ACADEMY

COLLEGE OF VISUAL AND PERFORMING ARTS

## SCHOOL PERFORMANCE FACT SHEET

### CALENDAR YEARS 2018 & 2019

#### Certificate - 1 Year 3-D Animation – One Year

#### On-time Completion Rates (Graduation Rates)

Include data for the two calendar years prior to reporting

Calendar Year	Number of Student Who Began the Program	Students Available for Graduation	Number of On-time Graduates	On-time Completion Rates
<b>2018</b>	5	5	3	60%
<b>2019</b>	9	9	9	100%

Student's Initials: \_\_\_\_\_ Date: \_\_\_\_\_

Initial only after you have had sufficient time to read and understand the information.

#### Students Completing with 150% of Published Program Length

Calendar Year	Number of Student Who Began the Program	Students Available for Graduation	150% Graduates	150% Completion Rates
<b>2018</b>	0	0	0	0
<b>2019</b>	0	0	0	0

\*Included only if program is more than one year in length

Student's Initials: \_\_\_\_\_ Date: \_\_\_\_\_

Initial only after you have had sufficient time to read and understand the information.

# NEW YORK FILM ACADEMY

COLLEGE OF VISUAL AND PERFORMING ARTS

## Job Placement Rates (includes data for the two calendar years prior to reporting)

Calendar Year	Number of Students Who Began the Program	Number of Graduates	Graduates Available for Employment	Graduates Employed in the Field	Placement Rate % Employment in the Field
2018	5	3	3	2	67%
2019	9	9	7	3	43%

You may obtain from the institution a list of the employment positions determined to be in the field for which a student received education and training. Please contact the Compliance Office.

## Gainful Employment Categories (includes data for the two calendar years prior to reporting)

### Part Time vs. Full -Time Employment

Calendar Year	Graduates Employed in the Field 20 to 29 hours per week	Graduates Employed in the Field at least 30 hours per week	Total Graduates Employed in the field
2018	0	2	2
2019	0	0	3

### Single Position vs. Concurrent Aggregated Positions

Calendar Year	Graduates Employed in the Field in a single position	Graduates Employed in the Field concurrent aggregated positions	Total Graduates Employed in the field
2018	2	0	2
2019	0	0	3

# NEW YORK FILM ACADEMY

COLLEGE OF VISUAL AND PERFORMING ARTS

## Self-Employed/Freelance Positions

Calendar Year	Graduates Employed who are self-employed or working freelance	Total Graduates Employed in the field
2018	0	2
2019	3	3

## Institutional Employment

Calendar Year	Graduates Employed in the field who are Employed by the Institution, an Employer Owned by the Institution, or an Employer who shares Ownership with the institution.	Total Graduates Employed in the field
2018	1	2
2019	0	3

**Student's Initials:** \_\_\_\_\_ **Date:** \_\_\_\_\_

**Initial only after you have had sufficient time to read and understand the information.**

### **This Program may result in freelance or self-employment.**

- The work available to graduates of this program is usually for freelance or self-employment.
- This type of work may not be consistent.
- The period of employment can range from one day to weeks to several months.
- Hours worked in a day or week may be more or less than the traditional 8 hours work day or 40-hour work week.
- You can expect to spend unpaid time expanding your networks, advertising, promoting your services, or honing your skills.
- Once graduates begin to work freelance or are self-employed, they will be asked to provide documentation that they are employed as such so that they may be counted as placed for our job placement records.
- Students initialing this disclosure understand that either a majority or all of this school's graduates are employed in this manner and understand what comprises this work style.

**Student's Initials:** \_\_\_\_\_ **Date:** \_\_\_\_\_

**Initial only after you have had sufficient time to read and understand the information.**



**License Examination Passage Rates – This program does not lead to licensing examinations**

**Salary and Wage Information (includes data for the two calendar years prior to reporting)**

Annual salary and wages reported for graduates employed in the field.

Calendar Year	Graduates Available for Employment	Graduates Employed in the Field	\$0 - \$5,000	\$20,001 - \$25,000	\$25,001 - \$30,000	\$40,001 - \$45,000	\$55,001 - \$60,000	No Salary Information Reported
2018	3	2	0	0	1	0	1	0
2019	7	3	3	0	0	0	0	0

A list of sources used to substantiate salary disclosures is available from the school. Please contact the Compliance Office.

**Student's Initials: \_\_\_\_\_ Date: \_\_\_\_\_**

**Initial only after you have had sufficient time to read and understand the information.**

**COST OF EDUCATIONAL PROGRAM**

Total charges for the program for students completing on-time in 2018: \$41,694; 2019: \$43,110. Additional charges may be incurred if the program is not completed on-time.

**Student's Initials: \_\_\_\_\_ Date: \_\_\_\_\_**

**Initial only after you have had sufficient time to read and understand the information.**

# NEW YORK FILM ACADEMY

COLLEGE OF VISUAL AND PERFORMING ARTS

## FEDERAL STUDENT LOAN DEBT

Calendar Year	Most recent three year cohort default rate, as reported by the United States Department of Education.*	The percentage of enrolled students receiving federal student loans to pay for this program.	The average amount of federal student loan debt of graduates who took out federal student loans at this institution.	The percentage of graduates who took out federal student loans to pay for this Education Program.
2018	1.8%	0%	\$0	0%
2019	2.5%	13%	\$11,071.00	18%

\*The percentage of students who defaulted on their federal student loans is called the Cohort Default Rate (CDR). It shows the percentage of this school's students who were more than 270 days (9 months) behind on their federal student loans within three years of when the first payment was due. This is the most recent CDR reported by the U.S. Department of Education.

**Student's Initials:** \_\_\_\_\_ **Date:** \_\_\_\_\_

**Initial only after you have had sufficient time to read and understand the information.**

This fact sheet is filed with the Bureau for Private Postsecondary Education. Regardless of any information you may have relating to the completion rates, starting salaries, or license exam passage rates, this fact sheet contains the information as calculated pursuant to state law.

Any questions a student may have regarding this fact sheet that have not been satisfactorily answered by the institution may be directed to the Bureau for Private Postsecondary Education at 1747 N. Market Blvd, Suite 225, Sacramento, CA 95834, [www.bppe.ca.gov](http://www.bppe.ca.gov), toll-free telephone number (888) 370-7589 or by fax (916) 263-1897.

\_\_\_\_\_  
**Student Name – Print**

\_\_\_\_\_  
**Student Signature**

\_\_\_\_\_  
**Date**

\_\_\_\_\_  
**School Official**

\_\_\_\_\_  
**Date**

## DEFINITIONS

- “Number of Students Who Began the Program” means the number of students who began a program who were scheduled to complete the program within 100% of the published program length within the reporting calendar year and excludes all students who cancelled during the cancellation period.
- “Students Available for Graduation” is the number of students who began the program minus the number of students who have died, been incarcerated, or been called to active military duty.
- “Number of On-time Graduates” is the number of students who completed the program within 100% of the published program length within the reporting calendar year.
- “On-time Completion Rate” is the number of on-time graduates divided by the number of students available for graduation.
- “150% Graduates” is the number of students who completed the program within 150% of the program length (includes on-time graduates).
- “150% Completion Rate” is the number of students who completed the program in the reported calendar year within 150% of the published program length, including on-time graduates, divided by the number of students available for graduation.
- “Graduates Available for Employment” means the number of graduates minus the number of graduates unavailable for employment.
- “Graduates Unavailable for Employment” means the graduates who, after graduation, die, become incarcerated, are called to active military duty, are international students that leave the United States or do not have a visa allowing employment in the United States, or are continuing their education in an accredited or bureau-approved postsecondary institution.
- “Graduates Employed in the Field” means graduates who beginning within six months after a student completes the applicable educational program are gainfully employed, whose employment has been reported, and for whom the institution has documented verification of employment. For occupations for which the state requires passing an examination, the six months period begins after the announcement of the examination results for the first examination available after a student completes an applicable educational program.
- “Placement Rate Employed in the Field” is calculated by dividing the number of graduates gainfully employed in the field by the number of graduates available for employment.
- “Number of Graduates Taking Exam” is the number of graduates who took the first available exam in the reported calendar year.

# NEW YORK FILM ACADEMY

COLLEGE OF VISUAL AND PERFORMING ARTS

- “First Available Exam Date” is the date for the first available exam after a student completed a program.
- “Passage Rate” is calculated by dividing the number of graduates who passed the exam by the number of graduates who took the reported licensing exam.
- “Number Who Passed First Available Exam” is the number of graduates who took and passed the first available licensing exam after completing the program.
- “Salary” is as reported by graduate or graduate’s employer.
- “No Salary Information Reported” is the number of graduates for whom, after making reasonable attempts, the school was not able to obtain salary information.



# NEW YORK FILM ACADEMY

COLLEGE OF VISUAL AND PERFORMING ARTS

## STUDENT'S RIGHT TO CANCEL

The student has a right to cancel this enrollment agreement and obtain a refund. A notice of cancellation or withdrawal must be made in writing. The written request must include the following information: specific timeframes, such as the date the course started and the date of cancellation or withdrawal. Notice of Withdrawal forms are available in the Office of the Registrar. Any student who intends to cancel or withdraw must submit a signed and dated copy of the Notice of Withdrawal Form, or any other form of written notice that includes the required information to:

New York Film Academy  
3300 W. Riverside Dr.  
Burbank, CA 91505

## REFUND INFORMATION:

The New York Film Academy will refund 100% of the amount paid for institutional charges, less an administrative processing fee of \$100.00 if notice of cancellation is made through attendance at the first class session, or the seventh class day after enrollment, whichever is later.

Notice of cancellation or withdrawal must be made no later than \_\_\_\_\_.

After the 100% refund period described above, a student may withdraw from a course after instruction has started and receive a pro rata refund (less a non-refundable administrative processing fee of \$100.00) for the unused portion of the tuition and other refundable charges, if the student has completed 60% or less of the term's instruction.

The amount of the refund is calculated based on the student's withdrawal date. Transfer credits will be awarded with a deduction in overall tuition based on a per credit unit cost. Refunds are disbursed within 30 days of the official withdrawal from the school. The withdrawal is dated on the day that the student gave written notice to the school.

# NEW YORK FILM ACADEMY

COLLEGE OF VISUAL AND PERFORMING ARTS

## SCHOOL PERFORMANCE FACT SHEET

### CALENDAR YEARS 2018 & 2019

#### Certificate - 1 Year Cinematography – One Year

#### On-time Completion Rates (Graduation Rates)

Include data for the two calendar years prior to reporting

Calendar Year	Number of Student Who Began the Program	Students Available for Graduation	Number of On-time Graduates	On-time Completion Rates
<b>2018</b>	27	27	18	67%
<b>2019</b>	20	20	13	65%

Student's Initials: \_\_\_\_\_ Date: \_\_\_\_\_

Initial only after you have had sufficient time to read and understand the information.

#### Students Completing with 150% of Published Program Length

Calendar Year	Number of Student Who Began the Program	Students Available for Graduation	150% Graduates	150% Completion Rates
<b>2018</b>	0	0	0	0
<b>2019</b>	0	0	0	0

\*Included only if program is more than one year in length

Student's Initials: \_\_\_\_\_ Date: \_\_\_\_\_

Initial only after you have had sufficient time to read and understand the information.

# NEW YORK FILM ACADEMY

COLLEGE OF VISUAL AND PERFORMING ARTS

## Job Placement Rates (includes data for the two calendar years prior to reporting)

Calendar Year	Number of Students Who Began the Program	Number of Graduates	Graduates Available for Employment	Graduates Employed in the Field	Placement Rate % Employment in the Field
2018	27	18	10	2	20%
2019	20	13	13	2	15%

You may obtain from the institution a list of the employment positions determined to be in the field for which a student received education and training. Please contact the Compliance Office.

## Gainful Employment Categories (includes data for the two calendar years prior to reporting)

### Part Time vs. Full -Time Employment

Calendar Year	Graduates Employed in the Field 20 to 29 hours per week	Graduates Employed in the Field at least 30 hours per week	Total Graduates Employed in the field
2018	0	0	2
2019	0	0	2

### Single Position vs. Concurrent Aggregated Positions

Calendar Year	Graduates Employed in the Field in a single position	Graduates Employed in the Field concurrent aggregated positions	Total Graduates Employed in the field
2018	2	0	2
2019	0	0	2

# NEW YORK FILM ACADEMY

COLLEGE OF VISUAL AND PERFORMING ARTS

## Self-Employed/Freelance Positions

Calendar Year	Graduates Employed who are self-employed or working freelance	Total Graduates Employed in the field
2018	2	2
2019	2	2

## Institutional Employment

Calendar Year	Graduates Employed in the field who are Employed by the Institution, an Employer Owned by the Institution, or an Employer who shares Ownership with the institution.	Total Graduates Employed in the field
2018	0	2
2019	0	2

**Student's Initials:** \_\_\_\_\_ **Date:** \_\_\_\_\_

**Initial only after you have had sufficient time to read and understand the information.**

### This Program may result in freelance or self-employment.

- The work available to graduates of this program is usually for freelance or self-employment.
- This type of work may not be consistent.
- The period of employment can range from one day to weeks to several months.
- Hours worked in a day or week may be more or less than the traditional 8 hours work day or 40-hour work week.
- You can expect to spend unpaid time expanding your networks, advertising, promoting your services, or honing your skills.
- Once graduates being to work freelance or are self-employed, they will be asked to provide documentation that they are employed as such so that they may be counted as placed for our job placement records.
- Students initialing this disclosure understand that either a majority or all of this school's graduates are employed in this manner and understand what comprises this work style.

**Student's Initials:** \_\_\_\_\_ **Date:** \_\_\_\_\_

**Initial only after you have had sufficient time to read and understand the information.**



**License Examination Passage Rates – This program does not lead to licensing examinations**

**Salary and Wage Information (includes data for the two calendar years prior to reporting)**

Annual salary and wages reported for graduates employed in the field.

Calendar Year	Graduates Available for Employment	Graduates Employed in the Field	\$0	\$10,001	\$20,001	\$25,001	\$40,001	No Salary Information Reported
			- \$5,000	- \$15,000	- \$25,000	- \$30,000	- \$45,000	
2018	10	2	1	1	0	0	0	0
2019	13	2	1	0	0	0	1	0

A list of sources used to substantiate salary disclosures is available from the school. Please contact the Compliance Office.

Student’s Initials: \_\_\_\_\_ Date: \_\_\_\_\_

Initial only after you have had sufficient time to read and understand the information.

**COST OF EDUCATIONAL PROGRAM**

Total charges for the program for students completing on-time in 2018: \$44,902; 2019: \$46,426. Additional charges may be incurred if the program is not completed on-time.

Student’s Initials: \_\_\_\_\_ Date: \_\_\_\_\_

Initial only after you have had sufficient time to read and understand the information.

# NEW YORK FILM ACADEMY

COLLEGE OF VISUAL AND PERFORMING ARTS

## FEDERAL STUDENT LOAN DEBT

Calendar Year	Most recent three year cohort default rate, as reported by the United States Department of Education.*	The percentage of enrolled students receiving federal student loans to pay for this program.	The average amount of federal student loan debt of graduates who took out federal student loans at this institution.	The percentage of graduates who took out federal student loans to pay for this Education Program.
2018	1.8%	13%	\$4,701.00	13%
2019	2.5%	20%	\$42,451.00	8%

\*The percentage of students who defaulted on their federal student loans is called the Cohort Default Rate (CDR). It shows the percentage of this school's students who were more than 270 days (9 months) behind on their federal student loans within three years of when the first payment was due. This is the most recent CDR reported by the U.S. Department of Education.

**Student's Initials:** \_\_\_\_\_ **Date:** \_\_\_\_\_

**Initial only after you have had sufficient time to read and understand the information.**

This fact sheet is filed with the Bureau for Private Postsecondary Education. Regardless of any information you may have relating to the completion rates, starting salaries, or license exam passage rates, this fact sheet contains the information as calculated pursuant to state law.

Any questions a student may have regarding this fact sheet that have not been satisfactorily answered by the institution may be directed to the Bureau for Private Postsecondary Education at 1747 N. Market Blvd, Suite 225, Sacramento, CA 95834, [www.bppe.ca.gov](http://www.bppe.ca.gov), toll-free telephone number (888) 370-7589 or by fax (916) 263-1897.

\_\_\_\_\_  
**Student Name – Print**

\_\_\_\_\_  
**Student Signature**

\_\_\_\_\_  
**School Official**

\_\_\_\_\_  
**Date**

\_\_\_\_\_  
**Date**

## DEFINITIONS

- “Number of Students Who Began the Program” means the number of students who began a program who were scheduled to complete the program within 100% of the published program length within the reporting calendar year and excludes all students who cancelled during the cancellation period.
- “Students Available for Graduation” is the number of students who began the program minus the number of students who have died, been incarcerated, or been called to active military duty.
- “Number of On-time Graduates” is the number of students who completed the program within 100% of the published program length within the reporting calendar year.
- “On-time Completion Rate” is the number of on-time graduates divided by the number of students available for graduation.
- “150% Graduates” is the number of students who completed the program within 150% of the program length (includes on-time graduates).
- “150% Completion Rate” is the number of students who completed the program in the reported calendar year within 150% of the published program length, including on-time graduates, divided by the number of students available for graduation.
- “Graduates Available for Employment” means the number of graduates minus the number of graduates unavailable for employment.
- “Graduates Unavailable for Employment” means the graduates who, after graduation, die, become incarcerated, are called to active military duty, are international students that leave the United States or do not have a visa allowing employment in the United States, or are continuing their education in an accredited or bureau-approved postsecondary institution.
- “Graduates Employed in the Field” means graduates who beginning within six months after a student completes the applicable educational program are gainfully employed, whose employment has been reported, and for whom the institution has documented verification of employment. For occupations for which the state requires passing an examination, the six months period begins after the announcement of the examination results for the first examination available after a student completes an applicable educational program.
- “Placement Rate Employed in the Field” is calculated by dividing the number of graduates gainfully employed in the field by the number of graduates available for employment.
- “Number of Graduates Taking Exam” is the number of graduates who took the first available exam in the reported calendar year.

# NEW YORK FILM ACADEMY

COLLEGE OF VISUAL AND PERFORMING ARTS

- “First Available Exam Date” is the date for the first available exam after a student completed a program.
- “Passage Rate” is calculated by dividing the number of graduates who passed the exam by the number of graduates who took the reported licensing exam.
- “Number Who Passed First Available Exam” is the number of graduates who took and passed the first available licensing exam after completing the program.
- “Salary” is as reported by graduate or graduate’s employer.
- “No Salary Information Reported” is the number of graduates for whom, after making reasonable attempts, the school was not able to obtain salary information.



# NEW YORK FILM ACADEMY

COLLEGE OF VISUAL AND PERFORMING ARTS

## STUDENT'S RIGHT TO CANCEL

The student has a right to cancel this enrollment agreement and obtain a refund. A notice of cancellation or withdrawal must be made in writing. The written request must include the following information: specific timeframes, such as the date the course started and the date of cancellation or withdrawal. Notice of Withdrawal forms are available in the Office of the Registrar. Any student who intends to cancel or withdraw must submit a signed and dated copy of the Notice of Withdrawal Form, or any other form of written notice that includes the required information to:

New York Film Academy  
3300 W. Riverside Dr.  
Burbank, CA 91505

## REFUND INFORMATION:

The New York Film Academy will refund 100% of the amount paid for institutional charges, less an administrative processing fee of \$100.00 if notice of cancellation is made through attendance at the first class session, or the seventh class day after enrollment, whichever is later.

Notice of cancellation or withdrawal must be made no later than \_\_\_\_\_.

After the 100% refund period described above, a student may withdraw from a course after instruction has started and receive a pro rata refund (less a non-refundable administrative processing fee of \$100.00) for the unused portion of the tuition and other refundable charges, if the student has completed 60% or less of the term's instruction.

The amount of the refund is calculated based on the student's withdrawal date. Transfer credits will be awarded with a deduction in overall tuition based on a per credit unit cost. Refunds are disbursed within 30 days of the official withdrawal from the school. The withdrawal is dated on the day that the student gave written notice to the school.



**SCHOOL PERFORMANCE FACT SHEET  
CALENDAR YEARS 2018 & 2019**

**Certificate - 1 Year Documentary Filmmaking – One Year**

**On-time Completion Rates (Graduation Rates)**  
Include data for the two calendar years prior to reporting

Calendar Year	Number of Student Who Began the Program	Students Available for Graduation	Number of On-time Graduates	On-time Completion Rates
<b>2018</b>	7	7	3	43%
<b>2019</b>	4	4	3	75%

Student’s Initials: \_\_\_\_\_ Date: \_\_\_\_\_  
Initial only after you have had sufficient time to read and understand the information.

**Students Completing with 150% of Published Program Length**

Calendar Year	Number of Student Who Began the Program	Students Available for Graduation	150% Graduates	150% Completion Rates
<b>2018</b>	0	0	0	0
<b>2019</b>	0	0	0	0

\*Included only if program is more than one year in length

Student’s Initials: \_\_\_\_\_ Date: \_\_\_\_\_  
Initial only after you have had sufficient time to read and understand the information.

# NEW YORK FILM ACADEMY

COLLEGE OF VISUAL AND PERFORMING ARTS

## **Job Placement Rates (includes data for the two calendar years prior to reporting)**

Calendar Year	Number of Students Who Began the Program	Number of Graduates	Graduates Available for Employment	Graduates Employed in the Field	Placement Rate % Employment in the Field
<b>2018</b>	7	3	3	2	67%
<b>2019</b>	4	3	2	2	100%

You may obtain from the institution a list of the employment positions determined to be in the field for which a student received education and training. Please contact the Compliance Office.

## **Gainful Employment Categories (includes data for the two calendar years prior to reporting)**

### **Part Time vs. Full -Time Employment**

Calendar Year	Graduates Employed in the Field 20 to 29 hours per week	Graduates Employed in the Field at least 30 hours per week	Total Graduates Employed in the field
<b>2018</b>	0	1	2
<b>2019</b>	0	1	2

### **Single Position vs. Concurrent Aggregated Positions**

Calendar Year	Graduates Employed in the Field in a single position	Graduates Employed in the Field concurrent aggregated positions	Total Graduates Employed in the field
<b>2018</b>	1	0	2
<b>2019</b>	1	0	2



**Self-Employed/Freelance Positions**

Calendar Year	Graduates Employed who are self-employed or working freelance	Total Graduates Employed in the field
<b>2018</b>	1	2
<b>2019</b>	1	2

**Institutional Employment**

Calendar Year	Graduates Employed in the field who are Employed by the Institution, an Employer Owned by the Institution, or an Employer who shares Ownership with the institution.	Total Graduates Employed in the field
<b>2018</b>	0	2
<b>2019</b>	0	2

**Student's Initials:** \_\_\_\_\_ **Date:** \_\_\_\_\_


**Initial only after you have had sufficient time to read and understand the information.**

**This Program may result in freelance or self-employment.**

- The work available to graduates of this program is usually for freelance or self-employment.
- This type of work may not be consistent.
- The period of employment can range from one day to weeks to several months.
- Hours worked in a day or week may be more or less than the traditional 8 hours work day or 40-hour work week.
- You can expect to spend unpaid time expanding your networks, advertising, promoting your services, or honing your skills.
- Once graduates begin to work freelance or are self-employed, they will be asked to provide documentation that they are employed as such so that they may be counted as placed for our job placement records.
- Students initialing this disclosure understand that either a majority or all of this school's graduates are employed in this manner and understand what comprises this work style.

**Student's Initials:** \_\_\_\_\_ **Date:** \_\_\_\_\_

**Initial only after you have had sufficient time to read and understand the information.**



**License Examination Passage Rates – This program does not lead to licensing examinations**

**Salary and Wage Information (includes data for the two calendar years prior to reporting)**

Annual salary and wages reported for graduates employed in the field.

Calendar Year	Graduates Available for Employment	Graduates Employed in the Field	\$5,001 - \$10,000	\$25,001 - \$30,000	\$40,001 - \$45,000	\$60,001 - \$65,000	\$75,001 - \$80,000	No Salary Information Reported
2018	3	2	0	0	1	0	1	0
2019	2	2	1	0	0	1	0	0

A list of sources used to substantiate salary disclosures is available from the school. Please contact the Compliance Office.

Student’s Initials: \_\_\_\_\_ Date: \_\_\_\_\_

Initial only after you have had sufficient time to read and understand the information.

**COST OF EDUCATIONAL PROGRAM**

Total Charges for the program for students completing on-time in 2018: \$34,212, 2019: \$35,370. Additional charges may be incurred if the program is not completed on-time.

Student’s Initials: \_\_\_\_\_ Date: \_\_\_\_\_

Initial only after you have had sufficient time to read and understand the information.

# NEW YORK FILM ACADEMY

COLLEGE OF VISUAL AND PERFORMING ARTS

## FEDERAL STUDENT LOAN DEBT

Calendar Year	Most recent three year cohort default rate, as reported by the United States Department of Education.*	The percentage of enrolled students in 2019 receiving federal student loans to pay for this program.	The average amount of federal student loan debt of 2019 graduates who took out federal student loans at this institution.	The percentage of graduates in 2019 who took out federal student loans to pay for this Education. Program.
<b>2018</b>	1.8%	0%	\$0	0%
<b>2019</b>	2.5%	0%	\$0	0%

\*The percentage of students who defaulted on their federal student loans is called the Cohort Default Rate (CDR). It shows the percentage of this school's students who were more than 270 days (9 months) behind on their federal student loans within three years of when the first payment was due. This is the most recent CDR reported by the U.S. Department of Education.

**Student's Initials:** \_\_\_\_\_ **Date:** \_\_\_\_\_

**Initial only after you have had sufficient time to read and understand the information.**

This fact sheet is filed with the Bureau for Private Postsecondary Education. Regardless of any information you may have relating to the completion rates, starting salaries, or license exam passage rates, this fact sheet contains the information as calculated pursuant to state law.

Any questions a student may have regarding this fact sheet that have not been satisfactorily answered by the institution may be directed to the Bureau for Private Postsecondary Education at 1747 N. Market Blvd, Suite 225, Sacramento, CA 95834, [www.bppe.ca.gov](http://www.bppe.ca.gov), toll-free telephone number (888) 370-7589 or by fax (916) 263-1897. .

\_\_\_\_\_  
Student Name – Print

\_\_\_\_\_  
Student Signature

\_\_\_\_\_  
Date

\_\_\_\_\_  
School Official

\_\_\_\_\_  
Date

## Definitions

- “Number of Students Who Began the Program” means the number of students who began a program who were scheduled to complete the program within 100% of the published program length within the reporting calendar year and excludes all students who cancelled during the cancellation period.
- “Students Available for Graduation” is the number of students who began the program minus the number of students who have died, been incarcerated, or been called to active military duty.
- “Number of On-time Graduates” is the number of students who completed the program within 100% of the published program length within the reporting calendar year.
- “On-time Completion Rate” is the number of on-time graduates divided by the number of students available for graduation.
- “150% Graduates” is the number of students who completed the program within 150% of the program length (includes on-time graduates).
- “150% Completion Rate” is the number of students who completed the program in the reported calendar year within 150% of the published program length, including on-time graduates, divided by the number of students available for graduation.
- “Graduates Available for Employment” means the number of graduates minus the number of graduates unavailable for employment.
- “Graduates Unavailable for Employment” means the graduates who, after graduation, die, become incarcerated, are called to active military duty, are international students that leave the United States or do not have a visa allowing employment in the United States, or are continuing their education in an accredited or bureau-approved postsecondary institution.
- “Graduates Employed in the Field” means graduates who beginning within six months after a student completes the applicable educational program are gainfully employed, whose employment has been reported, and for whom the institution has documented verification of employment. For occupations for which the state requires passing an examination, the six months period begins after the announcement of the examination results for the first examination available after a student completes an applicable educational program.
- “Placement Rate Employed in the Field” is calculated by dividing the number of graduates gainfully employed in the field by the number of graduates available for employment.
- “Number of Graduates Taking Exam” is the number of graduates who took the first available exam in the reported calendar year.

# NEW YORK FILM ACADEMY

COLLEGE OF VISUAL AND PERFORMING ARTS

- “First Available Exam Date” is the date for the first available exam after a student completed a program.
- “Passage Rate” is calculated by dividing the number of graduates who passed the exam by the number of graduates who took the reported licensing exam.
- “Number Who Passed First Available Exam” is the number of graduates who took and passed the first available licensing exam after completing the program.
- “Salary” is as reported by graduate or graduate’s employer.
- “No Salary Information Reported” is the number of graduates for whom, after making reasonable attempts, the school was not able to obtain salary information.





## **STUDENT'S RIGHT TO CANCEL**

The student has a right to cancel this enrollment agreement and obtain a refund. A notice of cancellation or withdrawal must be made in writing. The written request must include the following information: specific timeframes, such as the date the course started and the date of cancellation or withdrawal. Notice of Withdrawal forms are available in the Office of the Registrar. Any student who intends to cancel or withdraw must submit a signed and dated copy of the Notice of Withdrawal Form, or any other form of written notice that includes the required information to:

New York Film Academy  
3300 W. Riverside Dr.  
Burbank, CA 91505

## **REFUND INFORMATION:**

The New York Film Academy will refund 100% of the amount paid for institutional charges, less an administrative processing fee of \$100.00 if notice of cancellation is made through attendance at the first class session, or the seventh class day after enrollment, whichever is later.

Notice of cancellation or withdrawal must be made no later than \_\_\_\_\_.

After the 100% refund period described above, a student may withdraw from a course after instruction has started and receive a pro rata refund (less a non-refundable administrative processing fee of \$100.00) for the unused portion of the tuition and other refundable charges, if the student has completed 60% or less of the term's instruction.

The amount of the refund is calculated based on the student's withdrawal date. Transfer credits will be awarded with a deduction in overall tuition based on a per credit unit cost. Refunds are disbursed within 30 days of the official withdrawal from the school. The withdrawal is dated on the day that the student gave written notice to the school.



**SCHOOL PERFORMANCE FACT SHEET  
CALENDAR YEARS 2018 & 2019**

**Certificate - 1 Year Filmmaking – One Year**

**On-time Completion Rates (Graduation Rates)**  
Include data for the two calendar years prior to reporting

Calendar Year	Number of Student Who Began the Program	Students Available for Graduation	Number of On-time Graduates	On-time Completion Rates
<b>2018</b>	46	46	26	57%
<b>2019</b>	45	45	18	40%

Student’s Initials: \_\_\_\_\_ Date: \_\_\_\_\_  
Initial only after you have had sufficient time to read and understand the information.

**Students Completing with 150% of Published Program Length**

Calendar Year	Number of Student Who Began the Program	Students Available for Graduation	150% Graduates	150% Completion Rates
<b>2018</b>	0	0	0	0
<b>2019</b>	0	0	0	0

\*Included only if program is more than one year in length

Student’s Initials: \_\_\_\_\_ Date: \_\_\_\_\_  
Initial only after you have had sufficient time to read and understand the information.



**Job Placement Rates (includes data for the two calendar years prior to reporting)**

Calendar Year	Number of Students Who Began the Program	Number of Graduates	Graduates Available for Employment	Graduates Employed in the Field	Placement Rate % Employment in the Field
<b>2018</b>	46	26	17	6	35%
<b>2019</b>	45	18	9	2	22%

You may obtain from the institution a list of the employment positions determined to be in the field for which a student received education and training. Please contact the Compliance Office.

**Gainful Employment Categories (includes data for the two calendar years prior to reporting)**

**Part Time vs. Full -Time Employment**

Calendar Year	Graduates Employed in the Field 20 to 29 hours per week	Graduates Employed in the Field at least 30 hours per week	Total Graduates Employed in the field
<b>2018</b>	0	1	6
<b>2019</b>	0	0	2

**Single Position vs. Concurrent Aggregated Positions**

Calendar Year	Graduates Employed in the Field in a single position	Graduates Employed in the Field concurrent aggregated positions	Total Graduates Employed in the field
<b>2018</b>	6	0	6
<b>2019</b>	2	0	2



**Self-Employed/Freelance Positions**

Calendar Year	Graduates Employed who are self-employed or working freelance	Total Graduates Employed in the field
<b>2018</b>	5	6
<b>2019</b>	2	2

**Institutional Employment**

Calendar Year	Graduates Employed in the field who are Employed by the Institution, an Employer Owned by the Institution, or an Employer who shares Ownership with the institution.	Total Graduates Employed in the field
<b>2018</b>	0	6
<b>2019</b>	0	2

**Student's Initials:** \_\_\_\_\_ **Date:** \_\_\_\_\_


**Initial only after you have had sufficient time to read and understand the information.**

**This Program may result in freelance or self-employment.**

- The work available to graduates of this program is usually for freelance or self-employment.
- This type of work may not be consistent.
- The period of employment can range from one day to weeks to several months.
- Hours worked in a day or week may be more or less than the traditional 8 hours work day or 40-hour work week.
- You can expect to spend unpaid time expanding your networks, advertising, promoting your services, or honing your skills.
- Once graduates begin to work freelance or are self-employed, they will be asked to provide documentation that they are employed as such so that they may be counted as placed for our job placement records.
- Students initialing this disclosure understand that either a majority or all of this school's graduates are employed in this manner and understand what comprises this work style.

**Student's Initials:** \_\_\_\_\_ **Date:** \_\_\_\_\_

**Initial only after you have had sufficient time to read and understand the information.**



**License Examination Passage Rates – This program does not lead to licensing examinations**

**Salary and Wage Information (includes data for the two calendar years prior to reporting)**

Annual salary and wages reported for graduates employed in the field.

Calendar Year	Graduates Available for Employment	Graduates Employed in the Field	\$0 - \$5,000	\$15,001 - \$20,000	\$40,001 - \$45,000	\$55,001 - \$60,000	No Salary Information Reported
2018	17	6	3	1	0	1	1
2019	9	2	2	0	0	0	0

A list of sources used to substantiate salary disclosures is available from the school. Please contact the Compliance Office.

**Student’s Initials: \_\_\_\_\_ Date: \_\_\_\_\_**


**Initial only after you have had sufficient time to read and understand the information.**

**COST OF EDUCATIONAL PROGRAM**

Total Charges for the program for students completing on-time in 2018: \$44,898; 2019: \$46,422. Additional charges may be incurred if the program is not completed on-time.

**Student’s Initials: \_\_\_\_\_ Date: \_\_\_\_\_**

**Initial only after you have had sufficient time to read and understand the information.**



**FEDERAL STUDENT LOAN DEBT**

Calendar Year	Most recent three year cohort default rate, as reported by the United States Department of Education.*	The percentage of enrolled students receiving federal student loans to pay for this program.	The average amount of federal student loan debt of graduates who took out federal student loans at this institution.	The percentage of graduates who took out federal student loans to pay for this Education. Program.
<b>2018</b>	1.8%	11%	\$15,277.75	13%
<b>2019</b>	2.5%	20%	\$22,812.75	10%

\*The percentage of students who defaulted on their federal student loans is called the Cohort Default Rate (CDR). It shows the percentage of this school’s students who were more than 270 days (9 months) behind on their federal student loans within three years of when the first payment was due. This is the most recent CDR reported by the U.S. Department of Education.

**Student’s Initials:** \_\_\_\_\_ **Date:** \_\_\_\_\_

**Initial only after you have had sufficient time to read and understand the information.**

This fact sheet is filed with the Bureau for Private Postsecondary Education. Regardless of any information you may have relating to the completion rates, starting salaries, or license exam passage rates, this fact sheet contains the information as calculated pursuant to state law.

Any questions a student may have regarding this fact sheet that have not been satisfactorily answered by the institution may be directed to the Bureau for Private Postsecondary Education at 1747 N. Market Blvd, Suite 225, Sacramento, CA 95834, [www.bppe.ca.gov](http://www.bppe.ca.gov), toll-free telephone number (888) 370-7589 or by fax (916) 263-1897.

\_\_\_\_\_  
Student Name – Print

\_\_\_\_\_  
Student Signature

\_\_\_\_\_  
Date

\_\_\_\_\_  
School Official

\_\_\_\_\_  
Date

## Definitions

- “Number of Students Who Began the Program” means the number of students who began a program who were scheduled to complete the program within 100% of the published program length within the reporting calendar year and excludes all students who cancelled during the cancellation period.
- “Students Available for Graduation” is the number of students who began the program minus the number of students who have died, been incarcerated, or been called to active military duty.
- “Number of On-time Graduates” is the number of students who completed the program within 100% of the published program length within the reporting calendar year.
- “On-time Completion Rate” is the number of on-time graduates divided by the number of students available for graduation.
- “150% Graduates” is the number of students who completed the program within 150% of the program length (includes on-time graduates).
- “150% Completion Rate” is the number of students who completed the program in the reported calendar year within 150% of the published program length, including on-time graduates, divided by the number of students available for graduation.
- “Graduates Available for Employment” means the number of graduates minus the number of graduates unavailable for employment.
- “Graduates Unavailable for Employment” means the graduates who, after graduation, die, become incarcerated, are called to active military duty, are international students that leave the United States or do not have a visa allowing employment in the United States, or are continuing their education in an accredited or bureau-approved postsecondary institution.
- “Graduates Employed in the Field” means graduates who beginning within six months after a student completes the applicable educational program are gainfully employed, whose employment has been reported, and for whom the institution has documented verification of employment. For occupations for which the state requires passing an examination, the six months period begins after the announcement of the examination results for the first examination available after a student completes an applicable educational program.
- “Placement Rate Employed in the Field” is calculated by dividing the number of graduates gainfully employed in the field by the number of graduates available for employment.
- “Number of Graduates Taking Exam” is the number of graduates who took the first available exam in the reported calendar year.

# NEW YORK FILM ACADEMY

COLLEGE OF VISUAL AND PERFORMING ARTS

- “First Available Exam Date” is the date for the first available exam after a student completed a program.
- “Passage Rate” is calculated by dividing the number of graduates who passed the exam by the number of graduates who took the reported licensing exam.
- “Number Who Passed First Available Exam” is the number of graduates who took and passed the first available licensing exam after completing the program.
- “Salary” is as reported by graduate or graduate’s employer.
- “No Salary Information Reported” is the number of graduates for whom, after making reasonable attempts, the school was not able to obtain salary information.





## **STUDENT'S RIGHT TO CANCEL**

The student has a right to cancel this enrollment agreement and obtain a refund. A notice of cancellation or withdrawal must be made in writing. The written request must include the following information: specific timeframes, such as the date the course started and the date of cancellation or withdrawal. Notice of Withdrawal forms are available in the Office of the Registrar. Any student who intends to cancel or withdraw must submit a signed and dated copy of the Notice of Withdrawal Form, or any other form of written notice that includes the required information to:

New York Film Academy  
3300 W. Riverside Dr.  
Burbank, CA 91505

## **REFUND INFORMATION**

The New York Film Academy will refund 100% of the amount paid for institutional charges, less an administrative processing fee of \$100.00 if notice of cancellation is made through attendance at the first class session, or the seventh class day after enrollment, whichever is later.

Notice of cancellation or withdrawal must be made no later than \_\_\_\_\_.

After the 100% refund period described above, a student may withdraw from a course after instruction has started and receive a pro rata refund (less a non-refundable administrative processing fee of \$100.00) for the unused portion of the tuition and other refundable charges, if the student has completed 60% or less of the term's instruction.

The amount of the refund is calculated based on the student's withdrawal date. Transfer credits will be awarded with a deduction in overall tuition based on a per credit unit cost. Refunds are disbursed within 30 days of the official withdrawal from the school. The withdrawal is dated on the day that the student gave written notice to the school.



**SCHOOL PERFORMANCE FACT SHEET  
CALENDAR YEARS 2017 & 2018**

**Certificate - 1 Year Game Design – 1 Year**

**On-time Completion Rates (Graduation Rates)**

Include data for the two calendar years prior to reporting

Calendar Year	Number of Student Who Began the Program	Students Available for Graduation	Number of On-time Graduates	On-time Completion Rates
<b>2018</b>	0	0	0	0%
<b>2019</b>	1	1	0	0%

Student’s Initials: \_\_\_\_\_ Date: \_\_\_\_\_

Initial only after you have had sufficient time to read and understand the information.

**Students Completing with 150% of Published Program Length**

Calendar Year	Number of Student Who Began the Program	Students Available for Graduation	150% Graduates	150% Completion Rates
<b>2018</b>	0	0	0	0
<b>2019</b>	0	0	0	0

\*Included only if program is more than one year in length

Student’s Initials: \_\_\_\_\_ Date: \_\_\_\_\_

Initial only after you have had sufficient time to read and understand the information.

## **Job Placement Rates (includes data for the two calendar years prior to reporting)**

Calendar Year	Number of Students Who Began the Program	Number of Graduates	Graduates Available for Employment	Graduates Employed in the Field	Placement Rate % Employment in the Field
<b>2018</b>	0	0	0	0	0%
<b>2019</b>	1	0	0	0	0%

You may obtain from the institution a list of the employment positions determined to be in the field for which a student received education and training. Please contact the Compliance Office.

## **Gainful Employment Categories (includes data for the two calendar years prior to reporting)**

### **Part Time vs. Full -Time Employment**

Calendar Year	Graduates Employed in the Field 20 to 29 hours per week	Graduates Employed in the Field at least 30 hours per week	Total Graduates Employed in the field
<b>2018</b>	0	0	0
<b>2019</b>	0	0	0

### **Single Position vs. Concurrent Aggregated Positions**

Calendar Year	Graduates Employed in the Field in a single position	Graduates Employed in the Field concurrent aggregated positions	Total Graduates Employed in the field
<b>2018</b>	0	0	0
<b>2019</b>	0	0	0



**Self-Employed/Freelance Positions**

Calendar Year	Graduates Employed who are self-employed or working freelance	Total Graduates Employed in the field
<b>2018</b>	0	0
<b>2019</b>	0	0

**Institutional Employment**

Calendar Year	Graduates Employed in the field who are Employed by the Institution, an Employer Owned by the Institution, or an Employer who shares Ownership with the institution.	Total Graduates Employed in the field
<b>2018</b>	0	0
<b>2019</b>	0	0

**Student's Initials:** \_\_\_\_\_ **Date:** \_\_\_\_\_


**Initial only after you have had sufficient time to read and understand the information.**

**This Program may result in freelance or self-employment.**

- The work available to graduates of this program is usually for freelance or self-employment.
- This type of work may not be consistent.
- The period of employment can range from one day to weeks to several months.
- Hours worked in a day or week may be more or less than the traditional 8 hours work day or 40-hour work week.
- You can expect to spend unpaid time expanding your networks, advertising, promoting your services, or honing your skills.
- Once graduates begin to work freelance or are self-employed, they will be asked to provide documentation that they are employed as such so that they may be counted as placed for our job placement records.
- Students initialing this disclosure understand that either a majority or all of this school's graduates are employed in this manner and understand what comprises this work style.

**Student's Initials:** \_\_\_\_\_ **Date:** \_\_\_\_\_

**Initial only after you have had sufficient time to read and understand the information.**



**License Examination Passage Rates – This program does not lead to licensing examinations**

**Salary and Wage Information (includes data for the two calendar years prior to reporting)**

Annual salary and wages reported for graduates employed in the field.

Calendar Year	Graduates Available for Employment	Graduates Employed in the Field	\$20,001 - \$25,000	\$35,001 - \$40,000	\$40,001 - \$45,000	\$45,001 - \$50,000	No Salary Information Reported
2018	0	0	0	0	0	0	0
2019	0	0	0	0	0	0	0

A list of sources used to substantiate salary disclosures is available from the school. Please contact the Compliance Office.

Student’s Initials: \_\_\_\_\_ Date: \_\_\_\_\_


Initial only after you have had sufficient time to read and understand the information.

**COST OF EDUCATIONAL PROGRAM**

Total Charges for the program for students completing on-time in 2018: \$34,212; 2019: \$35,374. Additional charges may be incurred if the program is not completed on-time.

Student’s Initials: \_\_\_\_\_ Date: \_\_\_\_\_

Initial only after you have had sufficient time to read and understand the information.



**FEDERAL STUDENT LOAN DEBT**

Calendar Year	Most recent three year cohort default rate, as reported by the United States Department of Education.*	The percentage of enrolled students receiving federal student loans to pay for this program.	The average amount of federal student loan debt of graduates who took out federal student loans at this institution.	The percentage of graduates who took out federal student loans to pay for this Education. Program.
<b>2018</b>	1.8%	0%	\$0	0%
<b>2019</b>	2.5%	50%	\$9,402.00	50%

\*The percentage of students who defaulted on their federal student loans is called the Cohort Default Rate (CDR). It shows the percentage of this school’s students who were more than 270 days (9 months) behind on their federal student loans within three years of when the first payment was due. This is the most recent CDR reported by the U.S. Department of Education.

**Student’s Initials:** \_\_\_\_\_ **Date:** \_\_\_\_\_

**Initial only after you have had sufficient time to read and understand the information.**

This fact sheet is filed with the Bureau for Private Postsecondary Education. Regardless of any information you may have relating to the completion rates, starting salaries, or license exam passage rates, this fact sheet contains the information as calculated pursuant to state law.

Any questions a student may have regarding this fact sheet that have not been satisfactorily answered by the institution may be directed to the Bureau for Private Postsecondary Education at 1747 N. Market Blvd, Suite 225, Sacramento, CA 95834, [www.bppe.ca.gov](http://www.bppe.ca.gov), toll-free telephone number (888) 370-7589 or by fax (916) 263-1897.

\_\_\_\_\_  
Student Name – Print

\_\_\_\_\_  
Student Signature

\_\_\_\_\_  
Date

\_\_\_\_\_  
School Official

\_\_\_\_\_  
Date

## Definitions

- “Number of Students Who Began the Program” means the number of students who began a program who were scheduled to complete the program within 100% of the published program length within the reporting calendar year and excludes all students who cancelled during the cancellation period.
- “Students Available for Graduation” is the number of students who began the program minus the number of students who have died, been incarcerated, or been called to active military duty.
- “Number of On-time Graduates” is the number of students who completed the program within 100% of the published program length within the reporting calendar year.
- “On-time Completion Rate” is the number of on-time graduates divided by the number of students available for graduation.
- “150% Graduates” is the number of students who completed the program within 150% of the program length (includes on-time graduates).
- “150% Completion Rate” is the number of students who completed the program in the reported calendar year within 150% of the published program length, including on-time graduates, divided by the number of students available for graduation.
- “Graduates Available for Employment” means the number of graduates minus the number of graduates unavailable for employment.
- “Graduates Unavailable for Employment” means the graduates who, after graduation, die, become incarcerated, are called to active military duty, are international students that leave the United States or do not have a visa allowing employment in the United States, or are continuing their education in an accredited or bureau-approved postsecondary institution.
- “Graduates Employed in the Field” means graduates who beginning within six months after a student completes the applicable educational program are gainfully employed, whose employment has been reported, and for whom the institution has documented verification of employment. For occupations for which the state requires passing an examination, the six months period begins after the announcement of the examination results for the first examination available after a student completes an applicable educational program.
- “Placement Rate Employed in the Field” is calculated by dividing the number of graduates gainfully employed in the field by the number of graduates available for employment.
- “Number of Graduates Taking Exam” is the number of graduates who took the first available exam in the reported calendar year.

# NEW YORK FILM ACADEMY

COLLEGE OF VISUAL AND PERFORMING ARTS

- “First Available Exam Date” is the date for the first available exam after a student completed a program.
- “Passage Rate” is calculated by dividing the number of graduates who passed the exam by the number of graduates who took the reported licensing exam.
- “Number Who Passed First Available Exam” is the number of graduates who took and passed the first available licensing exam after completing the program.
- “Salary” is as reported by graduate or graduate’s employer.
- “No Salary Information Reported” is the number of graduates for whom, after making reasonable attempts, the school was not able to obtain salary information.





## **STUDENT'S RIGHT TO CANCEL**

The student has a right to cancel this enrollment agreement and obtain a refund. A notice of cancellation or withdrawal must be made in writing. The written request must include the following information: specific timeframes, such as the date the course started and the date of cancellation or withdrawal. Notice of Withdrawal forms are available in the Office of the Registrar. Any student who intends to cancel or withdraw must submit a signed and dated copy of the Notice of Withdrawal Form, or any other form of written notice that includes the required information to:

New York Film Academy  
3300 W. Riverside Dr.  
Burbank, CA 91505

## **REFUND INFORMATION**

The New York Film Academy will refund 100% of the amount paid for institutional charges, less an administrative processing fee of \$100.00 if notice of cancellation is made through attendance at the first class session, or the seventh class day after enrollment, whichever is later.

Notice of cancellation or withdrawal must be made no later than \_\_\_\_\_.

After the 100% refund period described above, a student may withdraw from a course after instruction has started and receive a pro rata refund (less a non-refundable administrative processing fee of \$100.00) for the unused portion of the tuition and other refundable charges, if the student has completed 60% or less of the term's instruction.

The amount of the refund is calculated based on the student's withdrawal date. Transfer credits will be awarded with a deduction in overall tuition based on a per credit unit cost. Refunds are disbursed within 30 days of the official withdrawal from the school. The withdrawal is dated on the day that the student gave written notice to the school.



**SCHOOL PERFORMANCE FACT SHEET  
CALENDAR YEARS 2018 & 2019**

**Certificate - 1 Year Photography – 1 Year**

**On-time Completion Rates (Graduation Rates)**

Include data for the two calendar years prior to reporting

Calendar Year	Number of Student Who Began the Program	Students Available for Graduation	Number of On-time Graduates	On-time Completion Rates
<b>2018</b>	15	15	9	60%
<b>2019</b>	10	10	7	70%

Student's Initials: \_\_\_\_\_ Date: \_\_\_\_\_

Initial only after you have had sufficient time to read and understand the information.

**Students Completing with 150% of Published Program Length**

Calendar Year	Number of Student Who Began the Program	Students Available for Graduation	150% Graduates	150% Completion Rates
<b>2018</b>	0	0	0	0
<b>2019</b>	0	0	0	0

\*Included only if program is more than one year in length

Student's Initials: \_\_\_\_\_ Date: \_\_\_\_\_

Initial only after you have had sufficient time to read and understand the information.

# NEW YORK FILM ACADEMY

COLLEGE OF VISUAL AND PERFORMING ARTS

## **Job Placement Rates (includes data for the two calendar years prior to reporting)**

Calendar Year	Number of Students Who Began the Program	Number of Graduates	Graduates Available for Employment	Graduates Employed in the Field	Placement Rate % Employment in the Field
2018	15	9	7	1	14%
2019	10	7	5	1	20%

You may obtain from the institution a list of the employment positions determined to be in the field for which a student received education and training. Please contact the Compliance Office.

## **Gainful Employment Categories (includes data for the two calendar years prior to reporting)**

### **Part Time vs. Full -Time Employment**

Calendar Year	Graduates Employed in the Field 20 to 29 hours per week	Graduates Employed in the Field at least 30 hours per week	Total Graduates Employed in the field
2018	0	1	1
2019	0	0	1

### **Single Position vs. Concurrent Aggregated Positions**

Calendar Year	Graduates Employed in the Field in a single position	Graduates Employed in the Field concurrent aggregated positions	Total Graduates Employed in the field
2018	1	0	1
2019	0	0	1



**Self-Employed/Freelance Positions**

Calendar Year	Graduates Employed who are self-employed or working freelance	Total Graduates Employed in the field
2018	0	1
2019	1	1

**Institutional Employment**

Calendar Year	Graduates Employed in the field who are Employed by the Institution, an Employer Owned by the Institution, or an Employer who shares Ownership with the institution.	Total Graduates Employed in the field
2018	0	1
2019	0	1

Student's Initials: \_\_\_\_\_ Date: \_\_\_\_\_


**Initial only after you have had sufficient time to read and understand the information.**

**This Program may result in freelance or self-employment.**

- The work available to graduates of this program is usually for freelance or self-employment.
- This type of work may not be consistent.
- The period of employment can range from one day to weeks to several months.
- Hours worked in a day or week may be more or less than the traditional 8 hours work day or 40-hour work week.
- You can expect to spend unpaid time expanding your networks, advertising, promoting your services, or honing your skills.
- Once graduates being to work freelance or are self-employed, they will be asked to provide documentation that they are employed as such so that they may be counted as placed for our job placement records.
- Students initialing this disclosure understand that either a majority or all of this school's graduates are employed in this manner and understand what comprises this work style.

Student's Initials: \_\_\_\_\_ Date: \_\_\_\_\_

**Initial only after you have had sufficient time to read and understand the information.**



**License Examination Passage Rates – This program does not lead to licensing examinations**

**Salary and Wage Information (includes data for the two calendar years prior to reporting)**

Annual salary and wages reported for graduates employed in the field.

Calendar Year	Graduates Available for Employment	Graduates Employed in the Field	\$0 - \$5,000	\$35,001 - \$40,000	\$40,001 - \$45,000	\$45,001 - \$50,000	No Salary Information Reported
2018	7	1	0	1	0	0	0
2019	5	1	1	0	0	0	0

A list of sources used to substantiate salary disclosures is available from the school. Please contact the Compliance Office.

Student’s Initials: \_\_\_\_\_ Date: \_\_\_\_\_


Initial only after you have had sufficient time to read and understand the information.

**COST OF EDUCATIONAL PROGRAM**

Total charges for the program for students completing on-time in 2018: \$42,764; 2019: \$44,216. Additional charges may be incurred if the program is not completed on-time.

Student’s Initials: \_\_\_\_\_ Date: \_\_\_\_\_

Initial only after you have had sufficient time to read and understand the information.



**FEDERAL STUDENT LOAN DEBT**

Calendar Year	Most recent three year cohort default rate, as reported by the United State Department of Education.*	The percentage of enrolled students receiving federal student loans to pay for this program.	The average amount of federal student loan debt of graduates who took out federal student loans at this institution.	The percentage of graduates who took out federal student loans to pay for this Education. Program.
<b>2018</b>	1.8%	43%	\$3,768.33	50%
<b>2019</b>	2.5%	18%	\$9,524.50	22%

\*The percentage of students who defaulted on their federal student loans is called the Cohort Default Rate (CDR). It shows the percentage of this school’s students who were more than 270 days (9 months) behind on their federal student loans within three years of when the first payment was due. This is the most recent CDR reported by the U.S. Department of Education.

**Student’s Initials:** \_\_\_\_\_ **Date:** \_\_\_\_\_

**Initial only after you have had sufficient time to read and understand the information.**

This fact sheet is filed with the Bureau for Private Postsecondary Education. Regardless of any information you may have relating to the completion rates, starting salaries, or license exam passage rates, this fact sheet contains the information as calculated pursuant to state law.

Any questions a student may have regarding this fact sheet that have not been satisfactorily answered by the institution may be directed to the Bureau for Private Postsecondary Education at 1747 N. Market Blvd, Suite 225, Sacramento, CA 95834, [www.bppe.ca.gov](http://www.bppe.ca.gov), toll-free telephone number (888) 370-7589 or by fax (916) 263-1897.

\_\_\_\_\_  
Student Name – Print

\_\_\_\_\_  
Student Signature

\_\_\_\_\_  
School Official

\_\_\_\_\_  
Date

\_\_\_\_\_  
Date

## Definitions

- “Number of Students Who Began the Program” means the number of students who began a program who were scheduled to complete the program within 100% of the published program length within the reporting calendar year and excludes all students who cancelled during the cancellation period.
- “Students Available for Graduation” is the number of students who began the program minus the number of students who have died, been incarcerated, or been called to active military duty.
- “Number of On-time Graduates” is the number of students who completed the program within 100% of the published program length within the reporting calendar year.
- “On-time Completion Rate” is the number of on-time graduates divided by the number of students available for graduation.
- “150% Graduates” is the number of students who completed the program within 150% of the program length (includes on-time graduates).
- “150% Completion Rate” is the number of students who completed the program in the reported calendar year within 150% of the published program length, including on-time graduates, divided by the number of students available for graduation.
- “Graduates Available for Employment” means the number of graduates minus the number of graduates unavailable for employment.
- “Graduates Unavailable for Employment” means the graduates who, after graduation, die, become incarcerated, are called to active military duty, are international students that leave the United States or do not have a visa allowing employment in the United States, or are continuing their education in an accredited or bureau-approved postsecondary institution.
- “Graduates Employed in the Field” means graduates who beginning within six months after a student completes the applicable educational program are gainfully employed, whose employment has been reported, and for whom the institution has documented verification of employment. For occupations for which the state requires passing an examination, the six months period begins after the announcement of the examination results for the first examination available after a student completes an applicable educational program.
- “Placement Rate Employed in the Field” is calculated by dividing the number of graduates gainfully employed in the field by the number of graduates available for employment.
- “Number of Graduates Taking Exam” is the number of graduates who took the first available exam in the reported calendar year.

# NEW YORK FILM ACADEMY

COLLEGE OF VISUAL AND PERFORMING ARTS

- “First Available Exam Date” is the date for the first available exam after a student completed a program.
- “Passage Rate” is calculated by dividing the number of graduates who passed the exam by the number of graduates who took the reported licensing exam.
- “Number Who Passed First Available Exam” is the number of graduates who took and passed the first available licensing exam after completing the program.
- “Salary” is as reported by graduate or graduate’s employer.
- “No Salary Information Reported” is the number of graduates for whom, after making reasonable attempts, the school was not able to obtain salary information.





## **STUDENT'S RIGHT TO CANCEL**

The student has a right to cancel this enrollment agreement and obtain a refund. A notice of cancellation or withdrawal must be made in writing. The written request must include the following information: specific timeframes, such as the date the course started and the date of cancellation or withdrawal. Notice of Withdrawal forms are available in the Office of the Registrar. Any student who intends to cancel or withdraw must submit a signed and dated copy of the Notice of Withdrawal Form, or any other form of written notice that includes the required information to:

New York Film Academy  
3300 W. Riverside Dr.  
Burbank, CA 91505

## **REFUND INFORMATION**

The New York Film Academy will refund 100% of the amount paid for institutional charges, less an administrative processing fee of \$100.00 if notice of cancellation is made through attendance at the first class session, or the seventh class day after enrollment, whichever is later.

Notice of cancellation or withdrawal must be made no later than \_\_\_\_\_.

After the 100% refund period described above, a student may withdraw from a course after instruction has started and receive a pro rata refund (less a non-refundable administrative processing fee of \$100.00) for the unused portion of the tuition and other refundable charges, if the student has completed 60% or less of the term's instruction.

The amount of the refund is calculated based on the student's withdrawal date. Transfer credits will be awarded with a deduction in overall tuition based on a per credit unit cost. Refunds are disbursed within 30 days of the official withdrawal from the school. The withdrawal is dated on the day that the student gave written notice to the school.



**SCHOOL PERFORMANCE FACT SHEET  
CALENDAR YEARS 2018 & 2019**

**Certificate - 1 Year Producing for Film and Television – 1 Year**

**On-time Completion Rates (Graduation Rates)**  
Include data for the two calendar years prior to reporting

Calendar Year	Number of Student Who Began the Program	Students Available for Graduation	Number of On-time Graduates	On-time Completion Rates
<b>2018</b>	11	11	9	82%
<b>2019</b>	7	7	6	86%

Student’s Initials: \_\_\_\_\_ Date: \_\_\_\_\_  
Initial only after you have had sufficient time to read and understand the information.

**Students Completing with 150% of Published Program Length**

Calendar Year	Number of Student Who Began the Program	Students Available for Graduation	150% Graduates	150% Completion Rates
<b>2018</b>	0	0	0	0
<b>2019</b>	0	0	0	0

\*Included only if program is more than one year in length

Student’s Initials: \_\_\_\_\_ Date: \_\_\_\_\_  
Initial only after you have had sufficient time to read and understand the information.

# NEW YORK FILM ACADEMY

COLLEGE OF VISUAL AND PERFORMING ARTS

## Job Placement Rates (includes data for the two calendar years prior to reporting)

Calendar Year	Number of Students Who Began the Program	Number of Graduates	Graduates Available for Employment	Graduates Employed in the Field	Placement Rate % Employment in the Field
<b>2018</b>	11	9	7	2	29%
<b>2019</b>	7	6	5	0	0%

You may obtain from the institution a list of the employment positions determined to be in the field for which a student received education and training. Please contact the Compliance Office.

## Gainful Employment Categories (includes data for the two calendar years prior to reporting)

### **Part Time vs. Full -Time Employment**

Calendar Year	Graduates Employed in the Field 20 to 29 hours per week	Graduates Employed in the Field at least 30 hours per week	Total Graduates Employed in the field
<b>2018</b>	0	1	2
<b>2019</b>	0	0	0

### **Single Position vs. Concurrent Aggregated Positions**

Calendar Year	Graduates Employed in the Field in a single position	Graduates Employed in the Field concurrent aggregated positions	Total Graduates Employed in the field
<b>2018</b>	1	0	2
<b>2019</b>	0	0	0



**Self-Employed/Freelance Positions**

Calendar Year	Graduates Employed who are self-employed or working freelance	Total Graduates Employed in the field
<b>2018</b>	1	2
<b>2019</b>	0	0

**Institutional Employment**

Calendar Year	Graduates Employed in the field who are Employed by the Institution, an Employer Owned by the Institution, or an Employer who shares Ownership with the institution.	Total Graduates Employed in the field
<b>2018</b>	0	2
<b>2019</b>	0	0

**Student's Initials:** \_\_\_\_\_ **Date:** \_\_\_\_\_


**Initial only after you have had sufficient time to read and understand the information.**

**This Program may result in freelance or self-employment.**

- The work available to graduates of this program is usually for freelance or self-employment.
- This type of work may not be consistent.
- The period of employment can range from one day to weeks to several months.
- Hours worked in a day or week may be more or less than the traditional 8 hours work day or 40-hour work week.
- You can expect to spend unpaid time expanding your networks, advertising, promoting your services, or honing your skills.
- Once graduates being to work freelance or are self-employed, they will be asked to provide documentation that they are employed as such so that they may be counted as placed for our job placement records.
- Students initialing this disclosure understand that either a majority or all of this school's graduates are employed in this manner and understand what comprises this work style.

**Student's Initials:** \_\_\_\_\_ **Date:** \_\_\_\_\_

**Initial only after you have had sufficient time to read and understand the information.**



**License Examination Passage Rates – This program does not lead to licensing examinations**

**Salary and Wage Information (includes data for the two calendar years prior to reporting)**

Annual salary and wages reported for graduates employed in the field.

Calendar Year	Graduates Available for Employment	Graduates Employed in the Field	\$0 - \$5,000	\$25,001 - \$30,000	\$40,001 - \$45,000	\$45,001 - \$50,000	No Salary Information Reported
2018	7	2	1	0	1	0	0
2019	5	0	0	0	0	0	0

A list of sources used to substantiate salary disclosures is available from the school. Please contact the Compliance Office.

Student’s Initials: \_\_\_\_\_ Date: \_\_\_\_\_

Initial only after you have had sufficient time to read and understand the information.

**COST OF EDUCATIONAL PROGRAM**

Total Charges for the program for students completing on-time in 2018: \$42,764; 2019: \$44,216. Additional charges may be incurred if the program is not completed on-time.

Student’s Initials: \_\_\_\_\_ Date: \_\_\_\_\_

Initial only after you have had sufficient time to read and understand the information.

# NEW YORK FILM ACADEMY

COLLEGE OF VISUAL AND PERFORMING ARTS

## FEDERAL STUDENT LOAN DEBT

Calendar Year	Most recent three year cohort default rate, as reported by the United State Department of Education.*	The percentage of enrolled students receiving federal student loans to pay for this program.	The average amount of federal student loan debt of graduates who took out federal student loans at this institution.	The percentage of graduates who took out federal student loans to pay for this Education. Program.
<b>2018</b>	1.8%	0%	\$0	0%
<b>2019</b>	2.5%	5%	\$9,402.00	6%

\*The percentage of students who defaulted on their federal student loans is called the Cohort Default Rate (CDR). It shows the percentage of this school's students who were more than 270 days (9 months) behind on their federal student loans within three years of when the first payment was due. This is the most recent CDR reported by the U.S. Department of Education.

**Student's Initials:** \_\_\_\_\_ **Date:** \_\_\_\_\_

**Initial only after you have had sufficient time to read and understand the information.**

This fact sheet is filed with the Bureau for Private Postsecondary Education. Regardless of any information you may have relating to the completion rates, starting salaries, or license exam passage rates, this fact sheet contains the information as calculated pursuant to state law.

Any questions a student may have regarding this fact sheet that have not been satisfactorily answered by the institution may be directed to the Bureau for Private Postsecondary Education at 1747 N. Market Blvd, Suite 225, Sacramento, CA 95834, [www.bppe.ca.gov](http://www.bppe.ca.gov), toll-free telephone number (888) 370-7589 or by fax (916) 263-1897.

\_\_\_\_\_  
Student Name – Print

\_\_\_\_\_  
Student Signature

\_\_\_\_\_  
School Official

\_\_\_\_\_  
Date

\_\_\_\_\_  
Date

## Definitions

- “Number of Students Who Began the Program” means the number of students who began a program who were scheduled to complete the program within 100% of the published program length within the reporting calendar year and excludes all students who cancelled during the cancellation period.
- “Students Available for Graduation” is the number of students who began the program minus the number of students who have died, been incarcerated, or been called to active military duty.
- “Number of On-time Graduates” is the number of students who completed the program within 100% of the published program length within the reporting calendar year.
- “On-time Completion Rate” is the number of on-time graduates divided by the number of students available for graduation.
- “150% Graduates” is the number of students who completed the program within 150% of the program length (includes on-time graduates).
- “150% Completion Rate” is the number of students who completed the program in the reported calendar year within 150% of the published program length, including on-time graduates, divided by the number of students available for graduation.
- “Graduates Available for Employment” means the number of graduates minus the number of graduates unavailable for employment.
- “Graduates Unavailable for Employment” means the graduates who, after graduation, die, become incarcerated, are called to active military duty, are international students that leave the United States or do not have a visa allowing employment in the United States, or are continuing their education in an accredited or bureau-approved postsecondary institution.
- “Graduates Employed in the Field” means graduates who beginning within six months after a student completes the applicable educational program are gainfully employed, whose employment has been reported, and for whom the institution has documented verification of employment. For occupations for which the state requires passing an examination, the six months period begins after the announcement of the examination results for the first examination available after a student completes an applicable educational program.
- “Placement Rate Employed in the Field” is calculated by dividing the number of graduates gainfully employed in the field by the number of graduates available for employment.
- “Number of Graduates Taking Exam” is the number of graduates who took the first available exam in the reported calendar year.

# NEW YORK FILM ACADEMY

COLLEGE OF VISUAL AND PERFORMING ARTS

- “First Available Exam Date” is the date for the first available exam after a student completed a program.
- “Passage Rate” is calculated by dividing the number of graduates who passed the exam by the number of graduates who took the reported licensing exam.
- “Number Who Passed First Available Exam” is the number of graduates who took and passed the first available licensing exam after completing the program.
- “Salary” is as reported by graduate or graduate’s employer.
- “No Salary Information Reported” is the number of graduates for whom, after making reasonable attempts, the school was not able to obtain salary information.



# NEW YORK FILM ACADEMY

COLLEGE OF VISUAL AND PERFORMING ARTS

## STUDENT'S RIGHT TO CANCEL

The student has a right to cancel this enrollment agreement and obtain a refund. A notice of cancellation or withdrawal must be made in writing. The written request must include the following information: specific timeframes, such as the date the course started and the date of cancellation or withdrawal. Notice of Withdrawal forms are available in the Office of the Registrar. Any student who intends to cancel or withdraw must submit a signed and dated copy of the Notice of Withdrawal Form, or any other form of written notice that includes the required information to:

New York Film Academy  
3300 W. Riverside Dr.  
Burbank, CA 91505

## REFUND INFORMATION

The New York Film Academy will refund 100% of the amount paid for institutional charges, less an administrative processing fee of \$100.00 if notice of cancellation is made through attendance at the first class session, or the seventh class day after enrollment, whichever is later.

Notice of cancellation or withdrawal must be made no later than \_\_\_\_\_.

After the 100% refund period described above, a student may withdraw from a course after instruction has started and receive a pro rata refund (less a non-refundable administrative processing fee of \$100.00) for the unused portion of the tuition and other refundable charges, if the student has completed 60% or less of the term's instruction.

The amount of the refund is calculated based on the student's withdrawal date. Transfer credits will be awarded with a deduction in overall tuition based on a per credit unit cost. Refunds are disbursed within 30 days of the official withdrawal from the school. The withdrawal is dated on the day that the student gave written notice to the school.



**SCHOOL PERFORMANCE FACT SHEET  
CALENDAR YEARS 2018 & 2019**

**Certificate - 1 Year Screenwriting – 1 Year**

**On-time Completion Rates (Graduation Rates)**

Include data for the two calendar years prior to reporting

Calendar Year	Number of Student Who Began the Program	Students Available for Graduation	Number of On-time Graduates	On-time Completion Rates
<b>2018</b>	18	18	9	50%
<b>2019</b>	17	17	9	53%

Student's Initials: \_\_\_\_\_ Date: \_\_\_\_\_

Initial only after you have had sufficient time to read and understand the information.

**Students Completing with 150% of Published Program Length**

Calendar Year	Number of Student Who Began the Program	Students Available for Graduation	150% Graduates	150% Completion Rates
<b>2018</b>	0	0	0	0
<b>2019</b>	0	0	0	0

\*Included only if program is more than one year in length

Student's Initials: \_\_\_\_\_ Date: \_\_\_\_\_

Initial only after you have had sufficient time to read and understand the information.

# NEW YORK FILM ACADEMY

COLLEGE OF VISUAL AND PERFORMING ARTS

## **Job Placement Rates (includes data for the two calendar years prior to reporting)**

Calendar Year	Number of Students Who Began the Program	Number of Graduates	Graduates Available for Employment	Graduates Employed in the Field	Placement Rate % Employment in the Field
<b>2018</b>	18	9	6	1	17%
<b>2019</b>	17	9	8	5	63%

You may obtain from the institution a list of the employment positions determined to be in the field for which a student received education and training. Please contact the Compliance Office.

## **Gainful Employment Categories (includes data for the two calendar years prior to reporting)**

### **Part Time vs. Full -Time Employment**

Calendar Year	Graduates Employed in the Field 20 to 29 hours per week	Graduates Employed in the Field at least 30 hours per week	Total Graduates Employed in the field
<b>2018</b>	1	0	1
<b>2019</b>	0	2	5

### **Single Position vs. Concurrent Aggregated Positions**

Calendar Year	Graduates Employed in the Field in a single position	Graduates Employed in the Field concurrent aggregated positions	Total Graduates Employed in the field
<b>2018</b>	1	0	1
<b>2019</b>	5	0	5



**Self-Employed/Freelance Positions**

Calendar Year	Graduates Employed who are self-employed or working freelance	Total Graduates Employed in the field
<b>2018</b>	0	1
<b>2019</b>	3	5

**Institutional Employment**

Calendar Year	Graduates Employed in the field who are Employed by the Institution, an Employer Owned by the Institution, or an Employer who shares Ownership with the institution.	Total Graduates Employed in the field
<b>2018</b>	0	1
<b>2019</b>	0	5

**Student's Initials:** \_\_\_\_\_ **Date:** \_\_\_\_\_


**Initial only after you have had sufficient time to read and understand the information.**

**This Program may result in freelance or self-employment.**

- The work available to graduates of this program is usually for freelance or self-employment.
- This type of work may not be consistent.
- The period of employment can range from one day to weeks to several months.
- Hours worked in a day or week may be more or less than the traditional 8 hours work day or 40-hour work week.
- You can expect to spend unpaid time expanding your networks, advertising, promoting your services, or honing your skills.
- Once graduates being to work freelance or are self-employed, they will be asked to provide documentation that they are employed as such so that they may be counted as placed for our job placement records.
- Students initialing this disclosure understand that either a majority or all of this school's graduates are employed in this manner and understand what comprises this work style.

**Student's Initials:** \_\_\_\_\_ **Date:** \_\_\_\_\_

**Initial only after you have had sufficient time to read and understand the information.**



**License Examination Passage Rates – This program does not lead to licensing examinations**

**Salary and Wage Information (includes data for the two calendar years prior to reporting)**

Annual salary and wages reported for graduates employed in the field.

Calendar Year	Graduates Available for Employment	Graduates Employed in the Field	\$0 - \$5,000	\$5,001 - \$10,000	\$10,001 - \$15,000	\$30,001 - \$35,000	No Salary Information Reported
2018	8	1	1	0	0	0	0
2019	8	5	2	1	1	1	0

A list of sources used to substantiate salary disclosures is available from the school. Please contact the Compliance Office.

Student’s Initials: \_\_\_\_\_ Date: \_\_\_\_\_

Initial only after you have had sufficient time to read and understand the information.

**COST OF EDUCATIONAL PROGRAM**

Total Charges for the program for students completing on-time in 2018: \$29,936; 2019: \$30,952. Additional charges may be incurred if the program is not completed on-time.

Student’s Initials: \_\_\_\_\_ Date: \_\_\_\_\_

Initial only after you have had sufficient time to read and understand the information.

**FEDERAL STUDENT LOAN DEBT**

# NEW YORK FILM ACADEMY

COLLEGE OF VISUAL AND PERFORMING ARTS

Calendar Year	Most recent three year cohort default rate, as reported by the United States Department of Education.	The percentage of enrolled students receiving federal student loans to pay for this program.	The average amount of federal student loan debt of graduates who took out federal student loans at this institution.	The percentage of graduates who took out federal student loans to pay for this Education. Program.
<b>2018</b>	1.8%	8%	\$24,982	20%
<b>2019</b>	2.5%	31%	\$20,642.40	26%

The percentage of students who defaulted on their federal student loans is called the Cohort Default Rate (CDR). It shows the percentage of this school's students who were more than 270 days (9 months) behind on their federal student loans within three years of when the first payment was due. This is the most recent CDR reported by the U.S. Department of Education.

**Student's Initials:** \_\_\_\_\_ **Date:** \_\_\_\_\_

**Initial only after you have had sufficient time to read and understand the information.**

This fact sheet is filed with the Bureau for Private Postsecondary Education. Regardless of any information you may have relating to the completion rates, starting salaries, or license exam passage rates, this fact sheet contains the information as calculated pursuant to state law.

Any questions a student may have regarding this fact sheet that have not been satisfactorily answered by the institution may be directed to the Bureau for Private Postsecondary Education at 1747 N. Market Blvd, Suite 225, Sacramento, CA 95834, [www.bppe.ca.gov](http://www.bppe.ca.gov), toll-free telephone number (888) 370-7589 or by fax (916) 263-1897.

\_\_\_\_\_  
Student Name – Print

\_\_\_\_\_  
Student Signature

\_\_\_\_\_  
School Official

\_\_\_\_\_  
Date

\_\_\_\_\_  
Date

## Definitions

- “Number of Students Who Began the Program” means the number of students who began a program who were scheduled to complete the program within 100% of the published program length within the reporting calendar year and excludes all students who cancelled during the cancellation period.
- “Students Available for Graduation” is the number of students who began the program minus the number of students who have died, been incarcerated, or been called to active military duty.
- “Number of On-time Graduates” is the number of students who completed the program within 100% of the published program length within the reporting calendar year.
- “On-time Completion Rate” is the number of on-time graduates divided by the number of students available for graduation.
- “150% Graduates” is the number of students who completed the program within 150% of the program length (includes on-time graduates).
- “150% Completion Rate” is the number of students who completed the program in the reported calendar year within 150% of the published program length, including on-time graduates, divided by the number of students available for graduation.
- “Graduates Available for Employment” means the number of graduates minus the number of graduates unavailable for employment.
- “Graduates Unavailable for Employment” means the graduates who, after graduation, die, become incarcerated, are called to active military duty, are international students that leave the United States or do not have a visa allowing employment in the United States, or are continuing their education in an accredited or bureau-approved postsecondary institution.
- “Graduates Employed in the Field” means graduates who beginning within six months after a student completes the applicable educational program are gainfully employed, whose employment has been reported, and for whom the institution has documented verification of employment. For occupations for which the state requires passing an examination, the six months period begins after the announcement of the examination results for the first examination available after a student completes an applicable educational program.
- “Placement Rate Employed in the Field” is calculated by dividing the number of graduates gainfully employed in the field by the number of graduates available for employment.
- “Number of Graduates Taking Exam” is the number of graduates who took the first available exam in the reported calendar year.

# NEW YORK FILM ACADEMY

COLLEGE OF VISUAL AND PERFORMING ARTS

- “First Available Exam Date” is the date for the first available exam after a student completed a program.
- “Passage Rate” is calculated by dividing the number of graduates who passed the exam by the number of graduates who took the reported licensing exam.
- “Number Who Passed First Available Exam” is the number of graduates who took and passed the first available licensing exam after completing the program.
- “Salary” is as reported by graduate or graduate’s employer.
- “No Salary Information Reported” is the number of graduates for whom, after making reasonable attempts, the school was not able to obtain salary information.





## **STUDENT'S RIGHT TO CANCEL**

The student has a right to cancel this enrollment agreement and obtain a refund. A notice of cancellation or withdrawal must be made in writing. The written request must include the following information: specific timeframes, such as the date the course started and the date of cancellation or withdrawal. Notice of Withdrawal forms are available in the Office of the Registrar. Any student who intends to cancel or withdraw must submit a signed and dated copy of the Notice of Withdrawal Form, or any other form of written notice that includes the required information to:

New York Film Academy  
3300 W. Riverside Dr.  
Burbank, CA 91505

## **REFUND INFORMATION:**

The New York Film Academy will refund 100% of the amount paid for institutional charges, less an administrative processing fee of \$100.00 if notice of cancellation is made through attendance at the first class session, or the seventh class day after enrollment, whichever is later.

Notice of cancellation or withdrawal must be made no later than \_\_\_\_\_.

After the 100% refund period described above, a student may withdraw from a course after instruction has started and receive a pro rata refund (less a non-refundable administrative processing fee of \$100.00) for the unused portion of the tuition and other refundable charges, if the student has completed 60% or less of the term's instruction.

The amount of the refund is calculated based on the student's withdrawal date. Transfer credits will be awarded with a deduction in overall tuition based on a per credit unit cost. Refunds are disbursed within 30 days of the official withdrawal from the school. The withdrawal is dated on the day that the student gave written notice to the school.



**SCHOOL PERFORMANCE FACT SHEET  
CALENDAR YEARS 2018 & 2019**

**Certificate - 2 Years Photography – 2 Years**

**On-time Completion Rates (Graduation Rates)**

Include data for the two calendar years prior to reporting

Calendar Year	Number of Student Who Began the Program	Students Available for Graduation	Number of On-time Graduates	On-time Completion Rates
<b>2018</b>	4	4	2	50%
<b>2019</b>	0	0	0	0%

Student's Initials: \_\_\_\_\_ Date: \_\_\_\_\_

Initial only after you have had sufficient time to read and understand the information.

**Students Completing with 150% of Published Program Length**

Calendar Year	Number of Student Who Began the Program	Students Available for Graduation	150% Graduates	150% Completion Rates
<b>2018</b>	0	0	0	0
<b>2019</b>	0	0	0	0

\*Included only if program is more than one year in length

Student's Initials: \_\_\_\_\_ Date: \_\_\_\_\_

Initial only after you have had sufficient time to read and understand the information.



**Job Placement Rates (includes data for the two calendar years prior to reporting)**

Calendar Year	Number of Students Who Began the Program	Number of Graduates	Graduates Available for Employment	Graduates Employed in the Field	Placement Rate % Employment in the Field
<b>2018</b>	4	2	1	0	0%
<b>2019</b>	0	0	0	0	0%

You may obtain from the institution a list of the employment positions determined to be in the field for which a student received education and training. Please contact the Compliance Office.

**Gainful Employment Categories (includes data for the two calendar years prior to reporting)**

**Part Time vs. Full -Time Employment**

Calendar Year	Graduates Employed in the Field 20 to 29 hours per week	Graduates Employed in the Field at least 30 hours per week	Total Graduates Employed in the field
<b>2018</b>	0	0	0
<b>2019</b>	0	0	0

**Single Position vs. Concurrent Aggregated Positions**

Calendar Year	Graduates Employed in the Field in a single position	Graduates Employed in the Field concurrent aggregated positions	Total Graduates Employed in the field
<b>2018</b>	0	0	0
<b>2019</b>	0	0	0

# NEW YORK FILM ACADEMY

COLLEGE OF VISUAL AND PERFORMING ARTS

## Self-Employed/Freelance Positions

Calendar Year	Graduates Employed who are self-employed or working freelance	Total Graduates Employed in the field
<b>2018</b>	0	0
<b>2019</b>	0	0

## Institutional Employment

Calendar Year	Graduates Employed in the field who are Employed by the Institution, an Employer Owned by the Institution, or an Employer who shares Ownership with the institution.	Total Graduates Employed in the field
<b>2018</b>	0	0
<b>2019</b>	0	0

**Student's Initials:** \_\_\_\_\_ **Date:** \_\_\_\_\_


**Initial only after you have had sufficient time to read and understand the information.**

**This Program may result in freelance or self-employment.**

- The work available to graduates of this program is usually for freelance or self-employment.
- This type of work may not be consistent.
- The period of employment can range from one day to weeks to several months.
- Hours worked in a day or week may be more or less than the traditional 8 hours work day or 40-hour work week.
- You can expect to spend unpaid time expanding your networks, advertising, promoting your services, or honing your skills.
- Once graduates begin to work freelance or are self-employed, they will be asked to provide documentation that they are employed as such so that they may be counted as placed for our job placement records.
- Students initialing this disclosure understand that either a majority or all of this school's graduates are employed in this manner and understand what comprises this work style.

**Student's Initials:** \_\_\_\_\_ **Date:** \_\_\_\_\_

**Initial only after you have had sufficient time to read and understand the information.**



**License Examination Passage Rates – This program does not lead to licensing examinations**

**Salary and Wage Information (includes data for the two calendar years prior to reporting)**

Annual salary and wages reported for graduates employed in the field.

Calendar Year	Graduates Available for Employment	Graduates Employed in the Field	\$20,001 - \$25,000	\$35,001 - \$40,000	\$40,001 - \$45,000	\$45,001 - \$50,000	No Salary Information Reported
2018	1	0	0	0	0	0	0
2019	0	0	0	0	0	0	0

A list of sources used to substantiate salary disclosures is available from the school. Please contact the Compliance Office.

Student’s Initials: \_\_\_\_\_ Date: \_\_\_\_\_

Initial only after you have had sufficient time to read and understand the information.

**COST OF EDUCATIONAL PROGRAM**

Total Charges for the program for students completing on-time in 2018: \$79,731; 2019: \$88,432. Additional charges may be incurred if the program is not completed on-time.

Student’s Initials: \_\_\_\_\_ Date: \_\_\_\_\_

Initial only after you have had sufficient time to read and understand the information.

# NEW YORK FILM ACADEMY

COLLEGE OF VISUAL AND PERFORMING ARTS

## FEDERAL STUDENT LOAN DEBT

Calendar Year	Most recent three year cohort default rate, as reported by the United States Department of Education.*	The percentage of enrolled students receiving federal student loans to pay for this program.	The average amount of federal student loan debt of graduates who took out federal student loans at this institution.	The percentage of graduates who took out federal student loans to pay for this Education Program.
<b>2018</b>	1.8%	0%	\$0	0%
<b>2019</b>	2.5%	0%	\$0	0%

\*The percentage of students who defaulted on their federal student loans is called the Cohort Default Rate (CDR). It shows the percentage of this school's students who were more than 270 days (9 months) behind on their federal student loans within three years of when the first payment was due. This is the most recent CDR reported by the U.S. Department of Education.

**Student's Initials:** \_\_\_\_\_ **Date:** \_\_\_\_\_

**Initial only after you have had sufficient time to read and understand the information.**

This fact sheet is filed with the Bureau for Private Postsecondary Education. Regardless of any information you may have relating to the completion rates, starting salaries, or license exam passage rates, this fact sheet contains the information as calculated pursuant to state law.

Any questions a student may have regarding this fact sheet that have not been satisfactorily answered by the institution may be directed to the Bureau for Private Postsecondary Education at 1747 N. Market Blvd, Suite 225, Sacramento, CA 95834, [www.bppe.ca.gov](http://www.bppe.ca.gov), toll-free telephone number (888) 370-7589 or by fax (916) 263-1897.

\_\_\_\_\_  
Student Name – Print

\_\_\_\_\_  
Student Signature

\_\_\_\_\_  
School Official

\_\_\_\_\_  
Date

\_\_\_\_\_  
Date

## Definitions

- “Number of Students Who Began the Program” means the number of students who began a program who were scheduled to complete the program within 100% of the published program length within the reporting calendar year and excludes all students who cancelled during the cancellation period.
- “Students Available for Graduation” is the number of students who began the program minus the number of students who have died, been incarcerated, or been called to active military duty.
- “Number of On-time Graduates” is the number of students who completed the program within 100% of the published program length within the reporting calendar year.
- “On-time Completion Rate” is the number of on-time graduates divided by the number of students available for graduation.
- “150% Graduates” is the number of students who completed the program within 150% of the program length (includes on-time graduates).
- “150% Completion Rate” is the number of students who completed the program in the reported calendar year within 150% of the published program length, including on-time graduates, divided by the number of students available for graduation.
- “Graduates Available for Employment” means the number of graduates minus the number of graduates unavailable for employment.
- “Graduates Unavailable for Employment” means the graduates who, after graduation, die, become incarcerated, are called to active military duty, are international students that leave the United States or do not have a visa allowing employment in the United States, or are continuing their education in an accredited or bureau-approved postsecondary institution.
- “Graduates Employed in the Field” means graduates who beginning within six months after a student completes the applicable educational program are gainfully employed, whose employment has been reported, and for whom the institution has documented verification of employment. For occupations for which the state requires passing an examination, the six months period begins after the announcement of the examination results for the first examination available after a student completes an applicable educational program.
- “Placement Rate Employed in the Field” is calculated by dividing the number of graduates gainfully employed in the field by the number of graduates available for employment.
- “Number of Graduates Taking Exam” is the number of graduates who took the first available exam in the reported calendar year.

# NEW YORK FILM ACADEMY

COLLEGE OF VISUAL AND PERFORMING ARTS

- “First Available Exam Date” is the date for the first available exam after a student completed a program.
- “Passage Rate” is calculated by dividing the number of graduates who passed the exam by the number of graduates who took the reported licensing exam.
- “Number Who Passed First Available Exam” is the number of graduates who took and passed the first available licensing exam after completing the program.
- “Salary” is as reported by graduate or graduate’s employer.
- “No Salary Information Reported” is the number of graduates for whom, after making reasonable attempts, the school was not able to obtain salary information.





## **STUDENT'S RIGHT TO CANCEL**

The student has a right to cancel this enrollment agreement and obtain a refund. A notice of cancellation or withdrawal must be made in writing. The written request must include the following information: specific timeframes, such as the date the course started and the date of cancellation or withdrawal. Notice of Withdrawal forms are available in the Office of the Registrar. Any student who intends to cancel or withdraw must submit a signed and dated copy of the Notice of Withdrawal Form, or any other form of written notice that includes the required information to:

New York Film Academy  
3300 W. Riverside Dr.  
Burbank, CA 91505

## **REFUND INFORMATION:**

The New York Film Academy will refund 100% of the amount paid for institutional charges, less an administrative processing fee of \$100.00 if notice of cancellation is made through attendance at the first class session, or the seventh class day after enrollment, whichever is later.

Notice of cancellation or withdrawal must be made no later than \_\_\_\_\_.

After the 100% refund period described above, a student may withdraw from a course after instruction has started and receive a pro rata refund (less a non-refundable administrative processing fee of \$100.00) for the unused portion of the tuition and other refundable charges, if the student has completed 60% or less of the term's instruction.

The amount of the refund is calculated based on the student's withdrawal date. Transfer credits will be awarded with a deduction in overall tuition based on a per credit unit cost. Refunds are disbursed within 30 days of the official withdrawal from the school. The withdrawal is dated on the day that the student gave written notice to the school.