



1670 So Amphlett Blvd, Suite 214-38 San Mateo, CA 94402
 (650) 345-1555 | www.californiacollegeofece.com

**SCHOOL PERFORMANCE FACT SHEET
 CALENDAR YEARS 2018 & 2019**

Early Childhood Education Certificate – 495 Hours

On-Time Completion Rates (Graduation Rates)
(Includes data for the two calendar years prior to reporting)

Calendar Year	Number of Students who began the Program	Students Available for Graduation	Number of On-Time Graduates	On-Time Completion Rate
2018	2	2	2	100%
2019	4	4	4	100%

Student's Initials: _____ Date: _____

Initial only after you have had sufficient time to read and understand the information.

Job Placement Rates
(Includes data for the two calendar years prior to reporting)

Calendar Year	Number of Students who Began Program	Number of Graduates	Graduates Available For Employment	Graduates Employed in the Field	Placement Rate % Employed in the Field
2018	2	2	2	2	100%
2019	4	4	4	1	25%

You may obtain from the institution a list of the employment positions determined to be in the field for which a student received education and training. Student may obtain this information by contacting the College.



Gainfully Employed Categories

(Includes data for the two calendar years prior to reporting)

Part-time vs. Full-Time Employment

Calendar Year	Graduates Employed in the field 20-29 Hours per Week	Graduates Employed in the Field at Least 30 Hours Per Week	Total Graduates Employed in the Field
2018	0	2	2
2019	0	1	1

Single Position vs. Concurrent Aggregated Position

Calendar Year	Graduates Employed in the Field in a Single Position	Graduates Employed in the Field in Concurrent Aggregated Positions	Total Graduates Employed in the Field
2018	2	0	2
2019	1	0	1

Self-Employed / Freelance Positions

Calendar Year	Graduates Employed who are Self-Employed or Working Freelance	Total Graduates Employed in the Field
2018	0	2
2019	0	1

Institutional Employment

Calendar Year	Graduates Employed in the Field who are Employed by the Institution, an Employer Owned by the Institution, or an Employer who Shares Ownership with the Institution	Total Graduates Employed in the Field
2018	0	2
2019	0	1

Student's Initials: _____ Date: _____

Initial only after you have had sufficient time to read and understand the information.



1670 So Amphlett Blvd, Suite 214-38 San Mateo, CA 94402
 (650) 345-1555 | www.californiacollegeofece.com

License Examination Passage Rates

(Includes data for the two calendar years prior to reporting)

Calendar Year	Number of Graduates in Calendar	Number of Graduates Taking Exam	Number Who Passed First Available Exam	Number Who Failed First Available Exam	Passage Rate
2018	N/A	N/A	N/A	N/A	N/A
2019	N/A	N/A	N/A	N/A	N/A

Licensure examination passage data is not available from the state agency administering the examination. We are unable to collect data from graduates. This program does not lead to any occupations that require licensure.

Student's Initials: _____ Date: _____

Initial only after you have had sufficient time to read and understand the information.

Salary and Wage Information

(Includes data for the two calendar years prior to reporting)

Annual Salary and Wages Reported for Graduates Employed in the Field

Calendar Year	Graduates Available for Employment	Graduates Employed in Field	\$30,001 to \$35,000	No Salary Information Reported
2018	2	2	2	0
2019	4	1	1	0

Students are entitled to a list of the objective sources of information used to substantiate the salary disclosure. To obtain this list, please ask an institutional representative where to view this list.

Student's Initials: _____ Date: _____

Initial only after you have had sufficient time to read and understand the information.



1670 So Amphlett Blvd, Suite 214-38 San Mateo, CA 94402
(650) 345-1555 | www.californiacollegeofece.com

Cost of Educational Program

Total Charges for the students completing on-time in 2018: \$4,844.00
Total Charges may be higher for students who do not complete on-time.

Total Charges for the students completing on-time in 2019: \$4,844.00
Total Charges may be higher for students who do not complete on-time.

Student's Initials: _____ **Date:** _____

Initial only after you have had sufficient time to read and understand the information.

Federal Student Loan Debt

Students at California College of Early Childhood Education are not eligible for federal student loans. This institution does not meet the U.S. Dept. of Education criteria that would allow its students to participate in federal student aid programs.

Student's Initials: _____ **Date:** _____

Initial only after you have had sufficient time to read and understand the information.

This fact sheet is filed with the Bureau for Private Postsecondary Education. Regardless of an information you may have relating to completion rates, placement rates, starting salaries or license exam passage rates, this fact sheet contains the information as calculated pursuant to law.

Any questions a student may have regarding this fact sheet that have not been satisfactorily answered by the institution may be directed to the Bureau for Private Postsecondary Education at 1747 N. Market Blvd. Suite 225 Sacramento CA 95834, www.bppe.ca.gov, toll free number (888) 370-7589 or Fax (916) 263-1897.

Student Name Print

Student Signature

Date

School Official

Date



1670 So Amphlett Blvd, Suite 214-38 San Mateo, CA 94402
(650) 345-1555 | www.californiacollegeofece.com

DEFINITIONS

- “Number of Students Who Began the Program” means the number of students who began a program who were scheduled to complete the program within 100% of the published program length within the reporting calendar year and excludes all students who cancelled during the cancellation period.
- “Students Available for Graduation” is the number of students who began the program minus the number of students who have died, been incarcerated, or been called to active military duty.
- “Number of On-time Graduates” is the number of students who completed the program within 100% of the published program length within the reporting calendar year.
- “On-time Completion Rate” is the number of on-time graduates divided by the number of students available for graduation.
- “150% Graduates” is the number of students who completed the program within 150% of the program length (includes on-time graduates).
- “150% Completion Rate” is the number of students who completed the program in the reported calendar year within 150% of the published program length, including on-time graduates, divided by the number of students available for graduation.
- “Graduates Available for Employment” means the number of graduates minus the number of graduates unavailable for employment.
- “Graduates Unavailable for Employment” means the graduates who, after graduation, die, become incarcerated, are called to active military duty, are international students that leave the United States or do not have a visa allowing employment in the United States, or are continuing their education in an accredited or bureau-approved postsecondary institution.
- “Graduates Employed in the Field” means graduates who beginning within six months after a student completes the applicable educational program are gainfully employed, whose employment has been reported, and for whom the institution has documented verification of employment. For occupations for which the state requires passing an examination, the six months period begins after the announcement of the examination results for the first examination available after a student completes an applicable educational program.
- “Placement Rate Employed in the Field” is calculated by dividing the number of graduates gainfully employed in the field by the number of graduates available for employment.
- “Number of Graduates Taking Exam” is the number of graduates who took the first available exam in the reported calendar year.
- “First Available Exam Date” is the date for the first available exam after a student completed a program.
- “Passage Rate” is calculated by dividing the number of graduates who passed the exam by the number of graduates who took the reported licensing exam.



*1670 So Amphlett Blvd, Suite 214-38 San Mateo, CA 94402
(650) 345-1555 | www.californiacollegeofece.com*

- “Number Who Passed First Available Exam” is the number of graduates who took and passed the first available licensing exam after completing the program.
- “Salary” is as reported by graduate or graduate’s employer.
- “No Salary Information Reported” is the number of graduates for whom, after making reasonable attempts, the school was not able to obtain salary information.



*1670 So Amphlett Blvd, Suite 214-38 San Mateo, CA 94402
(650) 345-1555 | www.californiacollegeofece.com*

Student's Right to Cancel

The Student has the right to cancel the Enrollment Agreement and obtain a refund of charges paid through attendance at the first class session, or on the seventh day after enrollment, whichever is later.



1670 So Amphlett Blvd, Suite 214-38 San Mateo, CA 94402
 (650) 345-1555 | www.californiacollegeofece.com

**SCHOOL PERFORMANCE FACT SHEET
 CALENDAR YEARS 2018 & 2019**

ECE101 – Introduction to ECE Curriculum – 45 Hours

On-Time Completion Rates (Graduation Rates)

(Includes data for the two calendar years prior to reporting)

Calendar Year	Number of Students who began the Program	Students Available for Graduation	Number of On-Time Graduates	On-Time Completion Rate
2018	43	42	42	100%
2019	29	29	29	100%

Student’s Initials: _____ Date: _____

Initial only after you have had sufficient time to read and understand the information.

Job Placement Rates

(Includes data for the two calendar years prior to reporting)

Calendar Year	Number of Students who Began Program	Number of Graduates	Graduates Available For Employment	Graduates Employed in the Field	Placement Rate % Employed in the Field
2018	43	42	42	30	71%
2019	29	29	29	23	79%

You may obtain from the institution a list of the employment positions determined to be in the field for which a student received education and training. Student may obtain this information by contacting the College.



Gainfully Employed Categories

(Includes data for the two calendar years prior to reporting)

Part-time vs. Full-Time Employment

Calendar Year	Graduates Employed in the field 20-29 Hours per Week	Graduates Employed in the Field at Least 30 Hours Per Week	Total Graduates Employed in the Field
2018	4	26	30
2019	2	21	23

Single Position vs. Concurrent Aggregated Position

Calendar Year	Graduates Employed in the Field in a Single Position	Graduates Employed in the Field in Concurrent Aggregated Positions	Total Graduates Employed in the Field
2018	30	0	30
2019	23	0	23

Self-Employed / Freelance Positions

Calendar Year	Graduates Employed who are Self-Employed or Working Freelance	Total Graduates Employed in the Field
2018	0	30
2019	0	23

Institutional Employment

Calendar Year	Graduates Employed in the Field who are Employed by the Institution, an Employer Owned by the Institution, or an Employer who Shares Ownership with the Institution	Total Graduates Employed in the Field
2018	0	30
2019	0	23

Student's Initials: _____ Date: _____

Initial only after you have had sufficient time to read and understand the information.



1670 So Amphlett Blvd, Suite 214-38 San Mateo, CA 94402
 (650) 345-1555 | www.californiacollegeofece.com

License Examination Passage Rates

(Includes data for the two calendar years prior to reporting)

Calendar Year	Number of Graduates in Calendar	Number of Graduates Taking Exam	Number Who Passed First Available Exam	Number Who Failed First Available Exam	Passage Rate
2018	N/A	N/A	N/A	N/A	N/A
2019	N/A	N/A	N/A	N/A	N/A

Licensure examination passage data is not available from the state agency administering the examination. We are unable to collect data from graduates. This program does not lead to any occupations that require licensure.

Student's Initials: _____ Date: _____

Initial only after you have had sufficient time to read and understand the information.

Salary and Wage Information

(Includes data for the two calendar years prior to reporting)

Annual Salary and Wages Reported for Graduates Employed in the Field


Calendar Year	Graduates Available for Employment	Graduates Employed in Field	\$5,001 to \$10,000	\$10,001 to \$15,000	\$15,001 to \$20,000	\$20,001 to \$25,000	\$25,001 to \$30,000	\$30,001 to \$35,000
2018	42	30	3	2	1	3	11	7
2019	29	23	0	0	1	2	2	8

Calendar Year	Graduates Available for Employment	Graduates Employed in Field	\$35,001 to \$40,000	\$40,001 to \$45,000	\$45,001 to \$50,000	\$60,001 to \$65,000	No Salary Information Reported
2018	42	30	0	2	0	1	0
2019	29	23	4	3	2	0	1

Students are entitled to a list of the objective sources of information used to substantiate the salary disclosure. To obtain this list, please ask an institutional representative where to view this list.

Student's Initials: _____ Date: _____

Initial only after you have had sufficient time to read and understand the information.



1670 So Amphlett Blvd, Suite 214-38 San Mateo, CA 94402
(650) 345-1555 | www.californiacollegeofece.com

Cost of Educational Program

Total Charges for the students completing on-time in 2018: \$595.00
Total Charges may be higher for students who do not complete on-time.

Total Charges for the students completing on-time in 2019: \$595.00
Total Charges may be higher for students who do not complete on-time.

Student's Initials: _____ **Date:** _____

Initial only after you have had sufficient time to read and understand the information.

Federal Student Loan Debt

Students at California College of Early Childhood Education are not eligible for federal student loans. This institution does not meet the U.S. Dept. of Education criteria that would allow its students to participate in federal student aid programs.

Student's Initials: _____ **Date:** _____

Initial only after you have had sufficient time to read and understand the information.

This fact sheet is filed with the Bureau for Private Postsecondary Education. Regardless of any information you may have relating to completion rates, placement rates, starting salaries or license exam passage rates, this fact sheet contains the information as calculated pursuant to law.

Any questions a student may have regarding this fact sheet that have not been satisfactorily answered by the institution may be directed to the Bureau for Private Postsecondary Education at 1747 N. Market Blvd. Suite 225 Sacramento CA 95834, www.bppe.ca.gov, toll free number (888) 370-7589 or Fax (916) 263-1897.

Student Name Print

Student Signature

Date

School Official

Date

DEFINITIONS

- “Number of Students Who Began the Program” means the number of students who began a program who were scheduled to complete the program within 100% of the published program length within the reporting calendar year and excludes all students who cancelled during the cancellation period.
- “Students Available for Graduation” is the number of students who began the program minus the number of students who have died, been incarcerated, or been called to active military duty.
- “Number of On-time Graduates” is the number of students who completed the program within 100% of the published program length within the reporting calendar year.
- “On-time Completion Rate” is the number of on-time graduates divided by the number of students available for graduation.
- “150% Graduates” is the number of students who completed the program within 150% of the program length (includes on-time graduates).
- “150% Completion Rate” is the number of students who completed the program in the reported calendar year within 150% of the published program length, including on-time graduates, divided by the number of students available for graduation.
- “Graduates Available for Employment” means the number of graduates minus the number of graduates unavailable for employment.
- “Graduates Unavailable for Employment” means the graduates who, after graduation, die, become incarcerated, are called to active military duty, are international students that leave the United States or do not have a visa allowing employment in the United States, or are continuing their education in an accredited or bureau-approved postsecondary institution.
- “Graduates Employed in the Field” means graduates who beginning within six months after a student completes the applicable educational program are gainfully employed, whose employment has been reported, and for whom the institution has documented verification of employment. For occupations for which the state requires passing an examination, the six months period begins after the announcement of the examination results for the first examination available after a student completes an applicable educational program.
- “Placement Rate Employed in the Field” is calculated by dividing the number of graduates gainfully employed in the field by the number of graduates available for employment.
- “Number of Graduates Taking Exam” is the number of graduates who took the first available exam in the reported calendar year.
- “First Available Exam Date” is the date for the first available exam after a student completed a program.
- “Passage Rate” is calculated by dividing the number of graduates who passed the exam by the number of graduates who took the reported licensing exam.



*1670 So Amphlett Blvd, Suite 214-38 San Mateo, CA 94402
(650) 345-1555 | www.californiacollegeofece.com*

- “Number Who Passed First Available Exam” is the number of graduates who took and passed the first available licensing exam after completing the program.
- “Salary” is as reported by graduate or graduate’s employer.
- “No Salary Information Reported” is the number of graduates for whom, after making reasonable attempts, the school was not able to obtain salary information.



*1670 So Amphlett Blvd, Suite 214-38 San Mateo, CA 94402
(650) 345-1555 | www.californiacollegeofece.com*

Student's Right to Cancel

The Student has the right to cancel the Enrollment Agreement and obtain a refund of charges paid through attendance at the first class session, or on the seventh day after enrollment, whichever is later.



1670 So Amphlett Blvd, Suite 214-38 San Mateo, CA 94402
 (650) 345-1555 | www.californiacollegeofece.com

**SCHOOL PERFORMANCE FACT SHEET
 CALENDAR YEARS 2018 & 2019**

ECE102 – Child, Family & Community – 45 Hours

On-Time Completion Rates (Graduation Rates)

(Includes data for the two calendar years prior to reporting)

Calendar Year	Number of Students who began the Program	Students Available for Graduation	Number of On-Time Graduates	On-Time Completion Rate
2018	43	43	43	100%
2019	35	35	35	100%

Student's Initials: _____ Date: _____

Initial only after you have had sufficient time to read and understand the information.

Job Placement Rates

(Includes data for the two calendar years prior to reporting)

Calendar Year	Number of Students who Began Program	Number of Graduates	Graduates Available For Employment	Graduates Employed in the Field	Placement Rate % Employed in the Field
2018	43	43	43	30	70%
2019	35	35	35	28	80%

You may obtain from the institution a list of the employment positions determined to be in the field for which a student received education and training. Student may obtain this information by contacting the College.



1670 So Amphlett Blvd, Suite 214-38 San Mateo, CA 94402
 (650) 345-1555 | www.californiacollegeofece.com

Gainfully Employed Categories

(Includes data for the two calendar years prior to reporting)

Part-time vs. Full-Time Employment

Calendar Year	Graduates Employed in the field 20-29 Hours per Week	Graduates Employed in the Field at Least 30 Hours Per Week	Total Graduates Employed in the Field
2018	4	26	30
2019	3	25	28

Single Position vs. Concurrent Aggregated Position

Calendar Year	Graduates Employed in the Field in a Single Position	Graduates Employed in the Field in Concurrent Aggregated Positions	Total Graduates Employed in the Field
2018	30	0	30
2019	28	0	28

Self-Employed / Freelance Positions

Calendar Year	Graduates Employed who are Self-Employed or Working Freelance	Total Graduates Employed in the Field
2018	0	30
2019	0	28

Institutional Employment

Calendar Year	Graduates Employed in the Field who are Employed by the Institution, an Employer Owned by the Institution, or an Employer who Shares Ownership with the Institution	Total Graduates Employed in the Field
2018	0	30
2019	0	28

Student's Initials: _____ Date: _____

Initial only after you have had sufficient time to read and understand the information.



1670 So Amphlett Blvd, Suite 214-38 San Mateo, CA 94402
 (650) 345-1555 | www.californiacollegeofece.com

License Examination Passage Rates

(Includes data for the two calendar years prior to reporting)

Calendar Year	Number of Graduates in Calendar	Number of Graduates Taking Exam	Number Who Passed First Available Exam	Number Who Failed First Available Exam	Passage Rate
2018	N/A	N/A	N/A	N/A	N/A
2019	N/A	N/A	N/A	N/A	N/A

Licensure examination passage data is not available from the state agency administering the examination. We are unable to collect data from graduates. This program does not lead to any occupations that require licensure.

Student's Initials: _____ Date: _____

Initial only after you have had sufficient time to read and understand the information.

Salary and Wage Information

(Includes data for the two calendar years prior to reporting)

Annual Salary and Wages Reported for Graduates Employed in the Field

Calendar Year	Graduates Available for Employment	Graduates Employed in Field	\$5,001 to \$10,000	\$10,001 to \$15,000	\$15,001 to \$20,000	\$20,001 to \$25,000	\$25,001 to \$30,000	\$30,001 to \$35,000
2018	43	30	1	1	1	5	8	5
2019	34	28	0	1	1	1	6	9

Calendar Year	Graduates Available for Employment	Graduates Employed in Field	\$35,001 to \$40,000	\$40,001 to \$45,000	\$45,001 to \$50,000	\$65,001 to \$70,000	No Salary Information Reported
2018	43	30	2	5	1	1	0
2019	34	28	3	2	3	0	2

Students are entitled to a list of the objective sources of information used to substantiate the salary disclosure. To obtain this list, please ask an institutional representative where to view this list.

Student's Initials: _____ Date: _____

Initial only after you have had sufficient time to read and understand the information.



1670 So Amphlett Blvd, Suite 214-38 San Mateo, CA 94402
(650) 345-1555 | www.californiacollegeofece.com

Cost of Educational Program

Total Charges for the students completing on-time in 2018: \$615.00
Total Charges may be higher for students who do not complete on-time.

Total Charges for the students completing on-time in 2019: \$615.00
Total Charges may be higher for students who do not complete on-time.

Student's Initials: _____ **Date:** _____

Initial only after you have had sufficient time to read and understand the information.

Federal Student Loan Debt

Students at California College of Early Childhood Education are not eligible for federal student loans. This institution does not meet the U.S. Dept. of Education criteria that would allow its students to participate in federal student aid programs.

Student's Initials: _____ **Date:** _____

Initial only after you have had sufficient time to read and understand the information.

This fact sheet is filed with the Bureau for Private Postsecondary Education. Regardless of any information you may have relating to completion rates, placement rates, starting salaries or license exam passage rates, this fact sheet contains the information as calculated pursuant to law.

Any questions a student may have regarding this fact sheet that have not been satisfactorily answered by the institution may be directed to the Bureau for Private Postsecondary Education at 1747 N. Market Blvd. Suite 225 Sacramento CA 95834, www.bppe.ca.gov, toll free number (888) 370-7589 or Fax (916) 263-1897.

Student Name Print

Student Signature

Date

School Official

Date

DEFINITIONS

- “Number of Students Who Began the Program” means the number of students who began a program who were scheduled to complete the program within 100% of the published program length within the reporting calendar year and excludes all students who cancelled during the cancellation period.
- “Students Available for Graduation” is the number of students who began the program minus the number of students who have died, been incarcerated, or been called to active military duty.
- “Number of On-time Graduates” is the number of students who completed the program within 100% of the published program length within the reporting calendar year.
- “On-time Completion Rate” is the number of on-time graduates divided by the number of students available for graduation.
- “150% Graduates” is the number of students who completed the program within 150% of the program length (includes on-time graduates).
- “150% Completion Rate” is the number of students who completed the program in the reported calendar year within 150% of the published program length, including on-time graduates, divided by the number of students available for graduation.
- “Graduates Available for Employment” means the number of graduates minus the number of graduates unavailable for employment.
- “Graduates Unavailable for Employment” means the graduates who, after graduation, die, become incarcerated, are called to active military duty, are international students that leave the United States or do not have a visa allowing employment in the United States, or are continuing their education in an accredited or bureau-approved postsecondary institution.
- “Graduates Employed in the Field” means graduates who beginning within six months after a student completes the applicable educational program are gainfully employed, whose employment has been reported, and for whom the institution has documented verification of employment. For occupations for which the state requires passing an examination, the six months period begins after the announcement of the examination results for the first examination available after a student completes an applicable educational program.
- “Placement Rate Employed in the Field” is calculated by dividing the number of graduates gainfully employed in the field by the number of graduates available for employment.
- “Number of Graduates Taking Exam” is the number of graduates who took the first available exam in the reported calendar year.
- “First Available Exam Date” is the date for the first available exam after a student completed a program.
- “Passage Rate” is calculated by dividing the number of graduates who passed the exam by the number of graduates who took the reported licensing exam.



*1670 So Amphlett Blvd, Suite 214-38 San Mateo, CA 94402
(650) 345-1555 | www.californiacollegeofece.com*

- “Number Who Passed First Available Exam” is the number of graduates who took and passed the first available licensing exam after completing the program.
- “Salary” is as reported by graduate or graduate’s employer.
- “No Salary Information Reported” is the number of graduates for whom, after making reasonable attempts, the school was not able to obtain salary information.



*1670 So Amphlett Blvd, Suite 214-38 San Mateo, CA 94402
(650) 345-1555 | www.californiacollegeofece.com*

Student's Right to Cancel

The Student has the right to cancel the Enrollment Agreement and obtain a refund of charges paid through attendance at the first class session, or on the seventh day after enrollment, whichever is later.



1670 So Amphlett Blvd, Suite 214-38 San Mateo, CA 94402
 (650) 345-1555 | www.californiacollegeofece.com

**SCHOOL PERFORMANCE FACT SHEET
 CALENDAR YEARS 2018 & 2019**

ECE103 – Child Development – 45 Hours

On-Time Completion Rates (Graduation Rates)

(Includes data for the two calendar years prior to reporting)

Calendar Year	Number of Students who began the Program	Students Available for Graduation	Number of On-Time Graduates	On-Time Completion Rate
2018	36	35	35	100%
2019	32	32	32	100%

Student's Initials: _____ Date: _____

Initial only after you have had sufficient time to read and understand the information.

Job Placement Rates

(Includes data for the two calendar years prior to reporting)

Calendar Year	Number of Students who Began Program	Number of Graduates	Graduates Available For Employment	Graduates Employed in the Field	Placement Rate % Employed in the Field
2018	36	35	35	26	74%
2019	32	32	32	25	78%

You may obtain from the institution a list of the employment positions determined to be in the field for which a student received education and training. Student may obtain this information by contacting the College.



Gainfully Employed Categories

(Includes data for the two calendar years prior to reporting)

Part-time vs. Full-Time Employment

Calendar Year	Graduates Employed in the field 20-29 Hours per Week	Graduates Employed in the Field at Least 30 Hours Per Week	Total Graduates Employed in the Field
2018	6	20	26
2019	4	21	25

Single Position vs. Concurrent Aggregated Position

Calendar Year	Graduates Employed in the Field in a Single Position	Graduates Employed in the Field in Concurrent Aggregated Positions	Total Graduates Employed in the Field
2018	26	0	26
2019	25	0	25

Self-Employed / Freelance Positions

Calendar Year	Graduates Employed who are Self-Employed or Working Freelance	Total Graduates Employed in the Field
2018	0	26
2019	0	25

Institutional Employment

Calendar Year	Graduates Employed in the Field who are Employed by the Institution, an Employer Owned by the Institution, or an Employer who Shares Ownership with the Institution	Total Graduates Employed in the Field
2018	0	26
2019	0	25

Student's Initials: _____ Date: _____

Initial only after you have had sufficient time to read and understand the information.



License Examination Passage Rates

(Includes data for the two calendar years prior to reporting)

Calendar Year	Number of Graduates in Calendar	Number of Graduates Taking Exam	Number Who Passed First Available Exam	Number Who Failed First Available Exam	Passage Rate
2018	N/A	N/A	N/A	N/A	N/A
2019	N/A	N/A	N/A	N/A	N/A

Licensure examination passage data is not available from the state agency administering the examination. We are unable to collect data from graduates. This program does not lead to any occupations that require licensure.

Student's Initials: _____ Date: _____

Initial only after you have had sufficient time to read and understand the information.

Salary and Wage Information

(Includes data for the two calendar years prior to reporting)

Annual Salary and Wages Reported for Graduates Employed in the Field

Calendar Year	Graduates Available for Employment	Graduates Employed in Field	\$10,001 to \$15,000	\$15,001 to \$20,000	\$20,001 to \$25,000	\$25,001 to \$30,000	\$30,001 to \$35,000
2018	35	26	3	2	5	10	2
2019	32	25	2	1	1	5	7

Calendar Year	Graduates Available for Employment	Graduates Employed in Field	\$35,001 to \$40,000	\$40,001 to \$45,000	\$45,001 to \$50,000	\$65,001 to \$70,000	No Salary Information Reported
2018	35	26	3	0	0	1	0
2019	32	25	2	2	1	0	4

Students are entitled to a list of the objective sources of information used to substantiate the salary disclosure. To obtain this list, please ask an institutional representative where to view this list.

Student's Initials: _____ Date: _____

Initial only after you have had sufficient time to read and understand the information.



1670 So Amphlett Blvd, Suite 214-38 San Mateo, CA 94402
(650) 345-1555 | www.californiacollegeofece.com

Cost of Educational Program

Total Charges for the students completing on-time in 2018: \$733.00

Total Charges may be higher for students who do not complete on-time.

Total Charges for the students completing on-time in 2019: \$733.00

Total Charges may be higher for students who do not complete on-time.

Student's Initials: _____ **Date:** _____

Initial only after you have had sufficient time to read and understand the information.

Federal Student Loan Debt

Students at California College of Early Childhood Education are not eligible for federal student loans. This institution does not meet the U.S. Dept. of Education criteria that would allow its students to participate in federal student aid programs.

Student's Initials: _____ **Date:** _____

Initial only after you have had sufficient time to read and understand the information.

This fact sheet is filed with the Bureau for Private Postsecondary Education. Regardless of any information you may have relating to completion rates, placement rates, starting salaries or license exam passage rates, this fact sheet contains the information as calculated pursuant to law.

Any questions a student may have regarding this fact sheet that have not been satisfactorily answered by the institution may be directed to the Bureau for Private Postsecondary Education at 1747 N. Market Blvd. Suite 225 Sacramento CA 95834, www.bppe.ca.gov, toll free number (888) 370-7589 or Fax (916) 263-1897.

Student Name Print

Student Signature

Date

School Official

Date



DEFINITIONS

- “Number of Students Who Began the Program” means the number of students who began a program who were scheduled to complete the program within 100% of the published program length within the reporting calendar year and excludes all students who cancelled during the cancellation period.
- “Students Available for Graduation” is the number of students who began the program minus the number of students who have died, been incarcerated, or been called to active military duty.
- “Number of On-time Graduates” is the number of students who completed the program within 100% of the published program length within the reporting calendar year.
- “On-time Completion Rate” is the number of on-time graduates divided by the number of students available for graduation.
- “150% Graduates” is the number of students who completed the program within 150% of the program length (includes on-time graduates).
- “150% Completion Rate” is the number of students who completed the program in the reported calendar year within 150% of the published program length, including on-time graduates, divided by the number of students available for graduation.
- “Graduates Available for Employment” means the number of graduates minus the number of graduates unavailable for employment.
- “Graduates Unavailable for Employment” means the graduates who, after graduation, die, become incarcerated, are called to active military duty, are international students that leave the United States or do not have a visa allowing employment in the United States, or are continuing their education in an accredited or bureau-approved postsecondary institution.
- “Graduates Employed in the Field” means graduates who beginning within six months after a student completes the applicable educational program are gainfully employed, whose employment has been reported, and for whom the institution has documented verification of employment. For occupations for which the state requires passing an examination, the six months period begins after the announcement of the examination results for the first examination available after a student completes an applicable educational program.
- “Placement Rate Employed in the Field” is calculated by dividing the number of graduates gainfully employed in the field by the number of graduates available for employment.
- “Number of Graduates Taking Exam” is the number of graduates who took the first available exam in the reported calendar year.
- “First Available Exam Date” is the date for the first available exam after a student completed a program.
- “Passage Rate” is calculated by dividing the number of graduates who passed the exam by the number of graduates who took the reported licensing exam.



*1670 So Amphlett Blvd, Suite 214-38 San Mateo, CA 94402
(650) 345-1555 | www.californiacollegeofece.com*

- “Number Who Passed First Available Exam” is the number of graduates who took and passed the first available licensing exam after completing the program.
- “Salary” is as reported by graduate or graduate’s employer.
- “No Salary Information Reported” is the number of graduates for whom, after making reasonable attempts, the school was not able to obtain salary information.



*1670 So Amphlett Blvd, Suite 214-38 San Mateo, CA 94402
(650) 345-1555 | www.californiacollegeofece.com*

Student's Right to Cancel

The Student has the right to cancel the Enrollment Agreement and obtain a refund of charges paid through attendance at the first class session, or on the seventh day after enrollment, whichever is later.



**SCHOOL PERFORMANCE FACT SHEET
 CALENDAR YEARS 2018 & 2019**

ECE104 – Curriculum Planning – 45 Hours

On-Time Completion Rates (Graduation Rates)

(Includes data for the two calendar years prior to reporting)

Calendar Year	Number of Students who began the Program	Students Available for Graduation	Number of On-Time Graduates	On-Time Completion Rate
2018	34	33	33	100%
2019	32	32	32	100%

Student's Initials: _____ Date: _____

Initial only after you have had sufficient time to read and understand the information.

Job Placement Rates

(Includes data for the two calendar years prior to reporting)

Calendar Year	Number of Students who Began Program	Number of Graduates	Graduates Available For Employment	Graduates Employed in the Field	Placement Rate % Employed in the Field
2018	34	33	33	25	76%
2019	32	32	32	24	75%

You may obtain from the institution a list of the employment positions determined to be in the field for which a student received education and training. Student may obtain this information by contacting the College.



Gainfully Employed Categories

(Includes data for the two calendar years prior to reporting)

Part-time vs. Full-Time Employment

Calendar Year	Graduates Employed in the field 20-29 Hours per Week	Graduates Employed in the Field at Least 30 Hours Per Week	Total Graduates Employed in the Field
2018	3	22	25
2019	3	21	24

Single Position vs. Concurrent Aggregated Position

Calendar Year	Graduates Employed in the Field in a Single Position	Graduates Employed in the Field in Concurrent Aggregated Positions	Total Graduates Employed in the Field
2018	25	0	25
2019	24	0	24

Self-Employed / Freelance Positions

Calendar Year	Graduates Employed who are Self-Employed or Working Freelance	Total Graduates Employed in the Field
2018	0	25
2019	0	24

Institutional Employment

Calendar Year	Graduates Employed in the Field who are Employed by the Institution, an Employer Owned by the Institution, or an Employer who Shares Ownership with the Institution	Total Graduates Employed in the Field
2018	0	25
2019	0	24

Student's Initials: _____ Date: _____

Initial only after you have had sufficient time to read and understand the information.



1670 So Amphlett Blvd, Suite 214-38 San Mateo, CA 94402
 (650) 345-1555 | www.californiacollegeofece.com

License Examination Passage Rates

(Includes data for the two calendar years prior to reporting)

Calendar Year	Number of Graduates in Calendar	Number of Graduates Taking Exam	Number Who Passed First Available Exam	Number Who Failed First Available Exam	Passage Rate
2018	N/A	N/A	N/A	N/A	N/A
2019	N/A	N/A	N/A	N/A	N/A

Licensure examination passage data is not available from the state agency administering the examination. We are unable to collect data from graduates. This program does not lead to any occupations that require licensure.

Student's Initials: _____ Date: _____

Initial only after you have had sufficient time to read and understand the information.

Salary and Wage Information

(Includes data for the two calendar years prior to reporting)

Annual Salary and Wages Reported for Graduates Employed in the Field


Calendar Year	Graduates Available for Employment	Graduates Employed in Field	\$1 to \$5,000	\$5,001 to \$10,000	\$20,001 to \$25,000	\$25,001 to \$30,000	\$30,001 to \$35,000	\$35,001 to \$40,000
2018	33	25	2	1	3	7	9	0
2019	32	24	0	0	1	5	5	4

Calendar Year	Graduates Available for Employment	Graduates Employed in Field	\$40,001 to \$45,000	\$45,001 to \$50,000	\$60,001 to \$65,000	\$65,001 to \$70,000	No Salary Information Reported
2018	33	25	0	2	1	0	0
2019	32	24	2	0	0	1	6

Students are entitled to a list of the objective sources of information used to substantiate the salary disclosure. To obtain this list, please ask an institutional representative where to view this list.

Student's Initials: _____ Date: _____

Initial only after you have had sufficient time to read and understand the information.



1670 So Amphlett Blvd, Suite 214-38 San Mateo, CA 94402
(650) 345-1555 | www.californiacollegeofece.com

Cost of Educational Program

Total Charges for the students completing on-time in 2018: \$655.00
Total Charges may be higher for students who do not complete on-time.

Total Charges for the students completing on-time in 2019: \$655.00
Total Charges may be higher for students who do not complete on-time.

Student's Initials: _____ **Date:** _____

Initial only after you have had sufficient time to read and understand the information.

Federal Student Loan Debt

Students at California College of Early Childhood Education are not eligible for federal student loans. This institution does not meet the U.S. Dept. of Education criteria that would allow its students to participate in federal student aid programs.

Student's Initials: _____ **Date:** _____

Initial only after you have had sufficient time to read and understand the information.

This fact sheet is filed with the Bureau for Private Postsecondary Education. Regardless of any information you may have relating to completion rates, placement rates, starting salaries or license exam passage rates, this fact sheet contains the information as calculated pursuant to law.

Any questions a student may have regarding this fact sheet that have not been satisfactorily answered by the institution may be directed to the Bureau for Private Postsecondary Education at 1747 N. Market Blvd. Suite 225 Sacramento CA 95834, www.bppe.ca.gov, toll free number (888) 370-7589 or Fax (916) 263-1897.

Student Name Print

Student Signature

Date

School Official

Date



1670 So Amphlett Blvd, Suite 214-38 San Mateo, CA 94402
(650) 345-1555 | www.californiacollegeofece.com

DEFINITIONS

- “Number of Students Who Began the Program” means the number of students who began a program who were scheduled to complete the program within 100% of the published program length within the reporting calendar year and excludes all students who cancelled during the cancellation period.
- “Students Available for Graduation” is the number of students who began the program minus the number of students who have died, been incarcerated, or been called to active military duty.
- “Number of On-time Graduates” is the number of students who completed the program within 100% of the published program length within the reporting calendar year.
- “On-time Completion Rate” is the number of on-time graduates divided by the number of students available for graduation.
- “150% Graduates” is the number of students who completed the program within 150% of the program length (includes on-time graduates).
- “150% Completion Rate” is the number of students who completed the program in the reported calendar year within 150% of the published program length, including on-time graduates, divided by the number of students available for graduation.
- “Graduates Available for Employment” means the number of graduates minus the number of graduates unavailable for employment.
- “Graduates Unavailable for Employment” means the graduates who, after graduation, die, become incarcerated, are called to active military duty, are international students that leave the United States or do not have a visa allowing employment in the United States, or are continuing their education in an accredited or bureau-approved postsecondary institution.
- “Graduates Employed in the Field” means graduates who beginning within six months after a student completes the applicable educational program are gainfully employed, whose employment has been reported, and for whom the institution has documented verification of employment. For occupations for which the state requires passing an examination, the six months period begins after the announcement of the examination results for the first examination available after a student completes an applicable educational program.
- “Placement Rate Employed in the Field” is calculated by dividing the number of graduates gainfully employed in the field by the number of graduates available for employment.
- “Number of Graduates Taking Exam” is the number of graduates who took the first available exam in the reported calendar year.
- “First Available Exam Date” is the date for the first available exam after a student completed a program.
- “Passage Rate” is calculated by dividing the number of graduates who passed the exam by the number of graduates who took the reported licensing exam.



*1670 So Amphlett Blvd, Suite 214-38 San Mateo, CA 94402
(650) 345-1555 | www.californiacollegeofece.com*

- “Number Who Passed First Available Exam” is the number of graduates who took and passed the first available licensing exam after completing the program.
- “Salary” is as reported by graduate or graduate’s employer.
- “No Salary Information Reported” is the number of graduates for whom, after making reasonable attempts, the school was not able to obtain salary information.



*1670 So Amphlett Blvd, Suite 214-38 San Mateo, CA 94402
(650) 345-1555 | www.californiacollegeofece.com*

Student's Right to Cancel

The Student has the right to cancel the Enrollment Agreement and obtain a refund of charges paid through attendance at the first class session, or on the seventh day after enrollment, whichever is later.



**SCHOOL PERFORMANCE FACT SHEET
 CALENDAR YEARS 2018 & 2019**

ECE105 - Infant/Toddler Development – 45 Hours

On-Time Completion Rates (Graduation Rates)

(Includes data for the two calendar years prior to reporting)

Calendar Year	Number of Students who began the Program	Students Available for Graduation	Number of On-Time Graduates	On-Time Completion Rate
2018	20	19	19	100%
2019	27	27	27	100%

Student's Initials: _____ Date: _____

Initial only after you have had sufficient time to read and understand the information.

Job Placement Rates

(Includes data for the two calendar years prior to reporting)

Calendar Year	Number of Students who Began Program	Number of Graduates	Graduates Available For Employment	Graduates Employed in the Field	Placement Rate % Employed in the Field
2018	20	19	19	15	79%
2019	27	27	27	22	81%

You may obtain from the institution a list of the employment positions determined to be in the field for which a student received education and training. Student may obtain this information by contacting the College.



Gainfully Employed Categories

(Includes data for the two calendar years prior to reporting)

Part-time vs. Full-Time Employment

Calendar Year	Graduates Employed in the Field 20-29 Hours per Week	Graduates Employed in the Field at Least 30 Hours Per Week	Total Graduates Employed in the Field
2018	3	12	15
2019	1	21	22

Single Position vs. Concurrent Aggregated Position

Calendar Year	Graduates Employed in the Field in a Single Position	Graduates Employed in the Field in Concurrent Aggregated Positions	Total Graduates Employed in the Field
2018	15	0	15
2019	22	0	22

Self-Employed / Freelance Positions

Calendar Year	Graduates Employed who are Self-Employed or Working Freelance	Total Graduates Employed in the Field
2018	0	15
2019	0	22

Institutional Employment

Calendar Year	Graduates Employed in the Field who are Employed by the Institution, an Employer Owned by the Institution, or an Employer who Shares Ownership with the Institution	Total Graduates Employed in the Field
2018	0	15
2019	0	22

Student's Initials: _____ Date: _____

Initial only after you have had sufficient time to read and understand the information.



1670 So Amphlett Blvd, Suite 214-38 San Mateo, CA 94402
 (650) 345-1555 | www.californiacollegeofece.com

License Examination Passage Rates

(Includes data for the two calendar years prior to reporting)

Calendar Year	Number of Graduates in Calendar	Number of Graduates Taking Exam	Number Who Passed First Available Exam	Number Who Failed First Available Exam	Passage Rate
2018	N/A	N/A	N/A	N/A	N/A
2019	N/A	N/A	N/A	N/A	N/A

Licensure examination passage data is not available from the state agency administering the examination. We are unable to collect data from graduates. This program does not lead to any occupations that require licensure.

Student's Initials: _____ Date: _____

Initial only after you have had sufficient time to read and understand the information.

Salary and Wage Information

(Includes data for the two calendar years prior to reporting)

Annual Salary and Wages Reported for Graduates Employed in the Field


Calendar Year	Graduates Available for Employment	Graduates Employed in Field	\$5,001 to \$10,000	\$10,001 to \$15,000	\$20,001 to \$25,000	\$25,001 to \$30,000	\$30,001 to \$35,000	\$35,001 to \$40,000
2018	19	15	1	1	3	1	5	1
2019	27	22	0	1	1	4	6	2

Calendar Year	Graduates Available for Employment	Graduates Employed in Field	\$40,001 to \$45,000	\$45,001 to \$50,000	\$50,001 to \$55,000	\$55,001 to \$60,000	\$65,001 to \$70,000	No Salary Information Reported
2018	19	15	1	0	1	1	0	0
2019	27	22	1	3	1	0	2	1

Students are entitled to a list of the objective sources of information used to substantiate the salary disclosure. To obtain this list, please ask an institutional representative where to view this list.

Student's Initials: _____ Date: _____

Initial only after you have had sufficient time to read and understand the information.



1670 So Amphlett Blvd, Suite 214-38 San Mateo, CA 94402
(650) 345-1555 | www.californiacollegeofece.com

Cost of Educational Program

Total Charges for the students completing on-time in 2018: \$619.00
Total Charges may be higher for students who do not complete on-time.

Total Charges for the students completing on-time in 2019: \$619.00
Total Charges may be higher for students who do not complete on-time.

Student's Initials: _____ **Date:** _____

Initial only after you have had sufficient time to read and understand the information.

Federal Student Loan Debt

Students at California College of Early Childhood Education are not eligible for federal student loans. This institution does not meet the U.S. Dept. of Education criteria that would allow its students to participate in federal student aid programs.

Student's Initials: _____ **Date:** _____

Initial only after you have had sufficient time to read and understand the information.

This fact sheet is filed with the Bureau for Private Postsecondary Education. Regardless of any information you may have relating to completion rates, placement rates, starting salaries or license exam passage rates, this fact sheet contains the information as calculated pursuant to law.

Any questions a student may have regarding this fact sheet that have not been satisfactorily answered by the institution may be directed to the Bureau for Private Postsecondary Education at 1747 N. Market Blvd. Suite 225 Sacramento CA 95834, www.bppe.ca.gov, toll free number (888) 370-7589 or Fax (916) 263-1897.

Student Name Print

Student Signature

Date

School Official

Date



1670 So Amphlett Blvd, Suite 214-38 San Mateo, CA 94402
(650) 345-1555 | www.californiacollegeofece.com

DEFINITIONS

- “Number of Students Who Began the Program” means the number of students who began a program who were scheduled to complete the program within 100% of the published program length within the reporting calendar year and excludes all students who cancelled during the cancellation period.
- “Students Available for Graduation” is the number of students who began the program minus the number of students who have died, been incarcerated, or been called to active military duty.
- “Number of On-time Graduates” is the number of students who completed the program within 100% of the published program length within the reporting calendar year.
- “On-time Completion Rate” is the number of on-time graduates divided by the number of students available for graduation.
- “150% Graduates” is the number of students who completed the program within 150% of the program length (includes on-time graduates).
- “150% Completion Rate” is the number of students who completed the program in the reported calendar year within 150% of the published program length, including on-time graduates, divided by the number of students available for graduation.
- “Graduates Available for Employment” means the number of graduates minus the number of graduates unavailable for employment.
- “Graduates Unavailable for Employment” means the graduates who, after graduation, die, become incarcerated, are called to active military duty, are international students that leave the United States or do not have a visa allowing employment in the United States, or are continuing their education in an accredited or bureau-approved postsecondary institution.
- “Graduates Employed in the Field” means graduates who beginning within six months after a student completes the applicable educational program are gainfully employed, whose employment has been reported, and for whom the institution has documented verification of employment. For occupations for which the state requires passing an examination, the six months period begins after the announcement of the examination results for the first examination available after a student completes an applicable educational program.
- “Placement Rate Employed in the Field” is calculated by dividing the number of graduates gainfully employed in the field by the number of graduates available for employment.
- “Number of Graduates Taking Exam” is the number of graduates who took the first available exam in the reported calendar year.
- “First Available Exam Date” is the date for the first available exam after a student completed a program.
- “Passage Rate” is calculated by dividing the number of graduates who passed the exam by the number of graduates who took the reported licensing exam.



*1670 So Amphlett Blvd, Suite 214-38 San Mateo, CA 94402
(650) 345-1555 | www.californiacollegeofece.com*

- “Number Who Passed First Available Exam” is the number of graduates who took and passed the first available licensing exam after completing the program.
- “Salary” is as reported by graduate or graduate’s employer.
- “No Salary Information Reported” is the number of graduates for whom, after making reasonable attempts, the school was not able to obtain salary information.



*1670 So Amphlett Blvd, Suite 214-38 San Mateo, CA 94402
(650) 345-1555 | www.californiacollegeofece.com*

Student's Right to Cancel

The Student has the right to cancel the Enrollment Agreement and obtain a refund of charges paid through attendance at the first class session, or on the seventh day after enrollment, whichever is later.



**SCHOOL PERFORMANCE FACT SHEET
 CALENDAR YEARS 2018 & 2019**

**ECE106 – Childcare Center Supervision & Administration
 – 45 Hours**

On-Time Completion Rates (Graduation Rates)

(Includes data for the two calendar years prior to reporting)

Calendar Year	Number of Students who began the Program	Students Available for Graduation	Number of On-Time Graduates	On-Time Completion Rate
2018	16	16	16	100%
2019	20	20	20	100%

Student's Initials: _____ Date: _____

Initial only after you have had sufficient time to read and understand the information.

Job Placement Rates

(Includes data for the two calendar years prior to reporting)

Calendar Year	Number of Students who Began Program	Number of Graduates	Graduates Available For Employment	Graduates Employed in the Field	Placement Rate % Employed in the Field
2018	16	16	16	12	75%
2019	20	20	20	14	70%

You may obtain from the institution a list of the employment positions determined to be in the field for which a student received education and training. Student may obtain this information by contacting the College.



Gainfully Employed Categories

(Includes data for the two calendar years prior to reporting)

Part-time vs. Full-Time Employment

Calendar Year	Graduates Employed in the Field 20-29 Hours per Week	Graduates Employed in the Field at Least 30 Hours Per Week	Total Graduates Employed in the Field
2018	2	10	12
2019	0	14	14

Single Position vs. Concurrent Aggregated Position

Calendar Year	Graduates Employed in the Field in a Single Position	Graduates Employed in the Field in Concurrent Aggregated Positions	Total Graduates Employed in the Field
2018	12	0	12
2019	14	0	14

Self-Employed / Freelance Positions

Calendar Year	Graduates Employed who are Self-Employed or Working Freelance	Total Graduates Employed in the Field
2018	0	12
2019	0	14

Institutional Employment

Calendar Year	Graduates Employed in the Field who are Employed by the Institution, an Employer Owned by the Institution, or an Employer who Shares Ownership with the Institution	Total Graduates Employed in the Field
2018	0	12
2019	0	14

Student's Initials: _____ Date: _____

Initial only after you have had sufficient time to read and understand the information.



License Examination Passage Rates

(Includes data for the two calendar years prior to reporting)

Calendar Year	Number of Graduates in Calendar	Number of Graduates Taking Exam	Number Who Passed First Available Exam	Number Who Failed First Available Exam	Passage Rate
2018	N/A	N/A	N/A	N/A	N/A
2019	N/A	N/A	N/A	N/A	N/A

Licensure examination passage data is not available from the state agency administering the examination. We are unable to collect data from graduates. This program does not lead to any occupations that require licensure.

Student's Initials: _____ Date: _____

Initial only after you have had sufficient time to read and understand the information.

Salary and Wage Information

(Includes data for the two calendar years prior to reporting)

Annual Salary and Wages Reported for Graduates Employed in the Field

Calendar Year	Graduates Available for Employment	Graduates Employed in Field	\$15,001 to \$20,000	\$20,001 to \$25,000	\$25,001 to \$30,000	\$30,001 to \$35,000	\$35,001 to \$40,000	\$40,001 to \$45,000
2018	16	12	1	2	1	1	5	1
2019	20	14	0	0	1	3	1	2

Calendar Year	Graduates Available for Employment	Graduates Employed in Field	\$45,001 to \$50,000	\$50,001 to \$55,000	\$55,001 to \$60,000	\$60,001 to \$65,000	\$65,001 to \$70,000	No Salary Information Reported
2018	16	12	0	0	1	0	0	0
2019	20	14	1	2	1	1	2	0

Students are entitled to a list of the objective sources of information used to substantiate the salary disclosure. To obtain this list, please ask an institutional representative where to view this list.

Student's Initials: _____ Date: _____

Initial only after you have had sufficient time to read and understand the information.



1670 So Amphlett Blvd, Suite 214-38 San Mateo, CA 94402
(650) 345-1555 | www.californiacollegeofece.com

Cost of Educational Program

Total Charges for the students completing on-time in 2018: \$655.00
Total Charges may be higher for students who do not complete on-time.

Total Charges for the students completing on-time in 2019: \$655.00
Total Charges may be higher for students who do not complete on-time.

Student's Initials: _____ **Date:** _____

Initial only after you have had sufficient time to read and understand the information.

Federal Student Loan Debt

Students at California College of Early Childhood Education are not eligible for federal student loans. This institution does not meet the U.S. Dept. of Education criteria that would allow its students to participate in federal student aid programs.

Student's Initials: _____ **Date:** _____

Initial only after you have had sufficient time to read and understand the information.

This fact sheet is filed with the Bureau for Private Postsecondary Education. Regardless of an information you may have relating to completion rates, placement rates, starting salaries or license exam passage rates, this fact sheet contains the information as calculated pursuant to law.

Any questions a student may have regarding this fact sheet that have not been satisfactorily answered by the institution may be directed to the Bureau for Private Postsecondary Education at 1747 N. Market Blvd. Suite 225 Sacramento CA 95834, www.bppe.ca.gov, toll free number (888) 370-7589 or Fax (916) 263-1897.

Student Name Print

Student Signature

Date

School Official

Date

DEFINITIONS

- “Number of Students Who Began the Program” means the number of students who began a program who were scheduled to complete the program within 100% of the published program length within the reporting calendar year and excludes all students who cancelled during the cancellation period.
- “Students Available for Graduation” is the number of students who began the program minus the number of students who have died, been incarcerated, or been called to active military duty.
- “Number of On-time Graduates” is the number of students who completed the program within 100% of the published program length within the reporting calendar year.
- “On-time Completion Rate” is the number of on-time graduates divided by the number of students available for graduation.
- “150% Graduates” is the number of students who completed the program within 150% of the program length (includes on-time graduates).
- “150% Completion Rate” is the number of students who completed the program in the reported calendar year within 150% of the published program length, including on-time graduates, divided by the number of students available for graduation.
- “Graduates Available for Employment” means the number of graduates minus the number of graduates unavailable for employment.
- “Graduates Unavailable for Employment” means the graduates who, after graduation, die, become incarcerated, are called to active military duty, are international students that leave the United States or do not have a visa allowing employment in the United States, or are continuing their education in an accredited or bureau-approved postsecondary institution.
- “Graduates Employed in the Field” means graduates who beginning within six months after a student completes the applicable educational program are gainfully employed, whose employment has been reported, and for whom the institution has documented verification of employment. For occupations for which the state requires passing an examination, the six months period begins after the announcement of the examination results for the first examination available after a student completes an applicable educational program.
- “Placement Rate Employed in the Field” is calculated by dividing the number of graduates gainfully employed in the field by the number of graduates available for employment.
- “Number of Graduates Taking Exam” is the number of graduates who took the first available exam in the reported calendar year.
- “First Available Exam Date” is the date for the first available exam after a student completed a program.
- “Passage Rate” is calculated by dividing the number of graduates who passed the exam by the number of graduates who took the reported licensing exam.



*1670 So Amphlett Blvd, Suite 214-38 San Mateo, CA 94402
(650) 345-1555 | www.californiacollegeofece.com*

- “Number Who Passed First Available Exam” is the number of graduates who took and passed the first available licensing exam after completing the program.
- “Salary” is as reported by graduate or graduate’s employer.
- “No Salary Information Reported” is the number of graduates for whom, after making reasonable attempts, the school was not able to obtain salary information.



*1670 So Amphlett Blvd, Suite 214-38 San Mateo, CA 94402
(650) 345-1555 | www.californiacollegeofece.com*

Student's Right to Cancel

The Student has the right to cancel the Enrollment Agreement and obtain a refund of charges paid through attendance at the first class session, or on the seventh day after enrollment, whichever is later.



**SCHOOL PERFORMANCE FACT SHEET
 CALENDAR YEARS 2018 & 2019**

ECE107 – Introduction to ECE Environment - 135 Hours

On-Time Completion Rates (Graduation Rates)

(Includes data for the two calendar years prior to reporting)

Calendar Year	Number of Students who began the Program	Students Available for Graduation	Number of On-Time Graduates	On-Time Completion Rate
2018	1	1	1	100%
2019	9	9	9	100%

Student's Initials: _____ Date: _____

Initial only after you have had sufficient time to read and understand the information.

Job Placement Rates

(Includes data for the two calendar years prior to reporting)

Calendar Year	Number of Students who Began Program	Number of Graduates	Graduates Available For Employment	Graduates Employed in the Field	Placement Rate % Employed in the Field
2018	1	1	1	1	100%
2019	9	9	9	6	67%

You may obtain from the institution a list of the employment positions determined to be in the field for which a student received education and training. Student may obtain this information by contacting the College.



1670 So Amphlett Blvd, Suite 214-38 San Mateo, CA 94402
 (650) 345-1555 | www.californiacollegeofece.com

Gainfully Employed Categories

(Includes data for the two calendar years prior to reporting)

Part-time vs. Full-Time Employment

Calendar Year	Graduates Employed in the field 20-29 Hours per Week	Graduates Employed in the Field at Least 30 Hours Per Week	Total Graduates Employed in the Field
2018	0	1	1
2019	0	6	6

Single Position vs. Concurrent Aggregated Position

Calendar Year	Graduates Employed in the Field in a Single Position	Graduates Employed in the Field in Concurrent Aggregated Positions	Total Graduates Employed in the Field
2018	1	0	1
2019	6	0	6

Self-Employed / Freelance Positions

Calendar Year	Graduates Employed who are Self-Employed or Working Freelance	Total Graduates Employed in the Field
2018	0	1
2019	0	6

Institutional Employment

Calendar Year	Graduates Employed in the Field who are Employed by the Institution, an Employer Owned by the Institution, or an Employer who Shares Ownership with the Institution	Total Graduates Employed in the Field
2018	0	1
2019	0	6

Student's Initials: _____ Date: _____

Initial only after you have had sufficient time to read and understand the information.



License Examination Passage Rates

(Includes data for the two calendar years prior to reporting)

Calendar Year	Number of Graduates in Calendar	Number of Graduates Taking Exam	Number Who Passed First Available Exam	Number Who Failed First Available Exam	Passage Rate
2018	N/A	N/A	N/A	N/A	N/A
2019	N/A	N/A	N/A	N/A	N/A

Licensure examination passage data is not available from the state agency administering the examination. We are unable to collect data from graduates. This program does not lead to any occupations that require licensure.

Student's Initials: _____ Date: _____

Initial only after you have had sufficient time to read and understand the information.

Salary and Wage Information

(Includes data for the two calendar years prior to reporting)

Annual Salary and Wages Reported for Graduates Employed in the Field

Calendar Year	Graduates Available for Employment	Graduates Employed in Field	\$30,001 to \$35,000	\$35,001 to \$40,000	\$40,001 to \$45,000	No Salary Information Reported
2018	1	1	0	1	0	0
2019	9	6	3	1	1	1

Students are entitled to a list of the objective sources of information used to substantiate the salary disclosure. To obtain this list, please ask an institutional representative where to view this list.

Student's Initials: _____ Date: _____

Initial only after you have had sufficient time to read and understand the information.



1670 So Amphlett Blvd, Suite 214-38 San Mateo, CA 94402
(650) 345-1555 | www.californiacollegeofece.com

Cost of Educational Program

Total Charges for the students completing on-time in 2018: \$572.00
Total Charges may be higher for students who do not complete on-time.

Total Charges for the students completing on-time in 2019: \$572.00
Total Charges may be higher for students who do not complete on-time.

Student's Initials: _____ **Date:** _____

Initial only after you have had sufficient time to read and understand the information.

Federal Student Loan Debt

Students at California College of Early Childhood Education are not eligible for federal student loans. This institution does not meet the U.S. Dept. of Education criteria that would allow its students to participate in federal student aid programs.

Student's Initials: _____ **Date:** _____

Initial only after you have had sufficient time to read and understand the information.

This fact sheet is filed with the Bureau for Private Postsecondary Education. Regardless of an information you may have relating to completion rates, placement rates, starting salaries or license exam passage rates, this fact sheet contains the information as calculated pursuant to law.

Any questions a student may have regarding this fact sheet that have not been satisfactorily answered by the institution may be directed to the Bureau for Private Postsecondary Education at 1747 N. Market Blvd. Suite 225 Sacramento CA 95834, www.bppe.ca.gov, toll free number (888) 370-7589 or Fax (916) 263-1897.

Student Name Print

Student Signature

Date

School Official

Date

DEFINITIONS

- “Number of Students Who Began the Program” means the number of students who began a program who were scheduled to complete the program within 100% of the published program length within the reporting calendar year and excludes all students who cancelled during the cancellation period.
- “Students Available for Graduation” is the number of students who began the program minus the number of students who have died, been incarcerated, or been called to active military duty.
- “Number of On-time Graduates” is the number of students who completed the program within 100% of the published program length within the reporting calendar year.
- “On-time Completion Rate” is the number of on-time graduates divided by the number of students available for graduation.
- “150% Graduates” is the number of students who completed the program within 150% of the program length (includes on-time graduates).
- “150% Completion Rate” is the number of students who completed the program in the reported calendar year within 150% of the published program length, including on-time graduates, divided by the number of students available for graduation.
- “Graduates Available for Employment” means the number of graduates minus the number of graduates unavailable for employment.
- “Graduates Unavailable for Employment” means the graduates who, after graduation, die, become incarcerated, are called to active military duty, are international students that leave the United States or do not have a visa allowing employment in the United States, or are continuing their education in an accredited or bureau-approved postsecondary institution.
- “Graduates Employed in the Field” means graduates who beginning within six months after a student completes the applicable educational program are gainfully employed, whose employment has been reported, and for whom the institution has documented verification of employment. For occupations for which the state requires passing an examination, the six months period begins after the announcement of the examination results for the first examination available after a student completes an applicable educational program.
- “Placement Rate Employed in the Field” is calculated by dividing the number of graduates gainfully employed in the field by the number of graduates available for employment.
- “Number of Graduates Taking Exam” is the number of graduates who took the first available exam in the reported calendar year.
- “First Available Exam Date” is the date for the first available exam after a student completed a program.
- “Passage Rate” is calculated by dividing the number of graduates who passed the exam by the number of graduates who took the reported licensing exam.



*1670 So Amphlett Blvd, Suite 214-38 San Mateo, CA 94402
(650) 345-1555 | www.californiacollegeofece.com*

- “Number Who Passed First Available Exam” is the number of graduates who took and passed the first available licensing exam after completing the program.
- “Salary” is as reported by graduate or graduate’s employer.
- “No Salary Information Reported” is the number of graduates for whom, after making reasonable attempts, the school was not able to obtain salary information.



*1670 So Amphlett Blvd, Suite 214-38 San Mateo, CA 94402
(650) 345-1555 | www.californiacollegeofece.com*

Student's Right to Cancel

The Student has the right to cancel the Enrollment Agreement and obtain a refund of charges paid through attendance at the first class session, or on the seventh day after enrollment, whichever is later.



**SCHOOL PERFORMANCE FACT SHEET
 CALENDAR YEARS 2018 & 2019**

ECE108 – Childcare Provider Practicum – 90 Hours

On-Time Completion Rates (Graduation Rates)
(Includes data for the two calendar years prior to reporting)

Calendar Year	Number of Students who began the Program	Students Available for Graduation	Number of On-Time Graduates	On-Time Completion Rate
2018	2	2	2	100%
2019	9	9	9	100%

Student's Initials: _____ Date: _____

Initial only after you have had sufficient time to read and understand the information.

Job Placement Rates
(Includes data for the two calendar years prior to reporting)

Calendar Year	Number of Students who Began Program	Number of Graduates	Graduates Available For Employment	Graduates Employed in the Field	Placement Rate % Employed in the Field
2018	2	2	2	2	100%
2019	9	9	9	6	67%

You may obtain from the institution a list of the employment positions determined to be in the field for which a student received education and training. Student may obtain this information by contacting the College.



Gainfully Employed Categories

(Includes data for the two calendar years prior to reporting)

Part-time vs. Full-Time Employment

Calendar Year	Graduates Employed in the field 20-29 Hours per Week	Graduates Employed in the Field at Least 30 Hours Per Week	Total Graduates Employed in the Field
2018	0	2	2
2019	0	6	6

Single Position vs. Concurrent Aggregated Position

Calendar Year	Graduates Employed in the Field in a Single Position	Graduates Employed in the Field in Concurrent Aggregated Positions	Total Graduates Employed in the Field
2018	2	0	2
2019	6	0	6

Self-Employed / Freelance Positions

Calendar Year	Graduates Employed who are Self-Employed or Working Freelance	Total Graduates Employed in the Field
2018	0	2
2019	0	6

Institutional Employment

Calendar Year	Graduates Employed in the Field who are Employed by the Institution, an Employer Owned by the Institution, or an Employer who Shares Ownership with the Institution	Total Graduates Employed in the Field
2018	0	2
2019	0	6

Student's Initials: _____ Date: _____

Initial only after you have had sufficient time to read and understand the information.



1670 So Amphlett Blvd, Suite 214-38 San Mateo, CA 94402
 (650) 345-1555 | www.californiacollegeofece.com

License Examination Passage Rates

(Includes data for the two calendar years prior to reporting)

Calendar Year	Number of Graduates in Calendar	Number of Graduates Taking Exam	Number Who Passed First Available Exam	Number Who Failed First Available Exam	Passage Rate
2018	N/A	N/A	N/A	N/A	N/A
2019	N/A	N/A	N/A	N/A	N/A

Licensure examination passage data is not available from the state agency administering the examination. We are unable to collect data from graduates. This program does not lead to any occupations that require licensure.

Student's Initials: _____ Date: _____

Initial only after you have had sufficient time to read and understand the information.

Salary and Wage Information

(Includes data for the two calendar years prior to reporting)

Annual Salary and Wages Reported for Graduates Employed in the Field

Calendar Year	Graduates Available for Employment	Graduates Employed in Field	\$30,001 to \$35,000	\$35,001 to \$40,000	\$40,001 to \$45,000	No Salary Information Reported
2018	2	2	1	1	0	0
2019	9	6	2	1	1	2

Students are entitled to a list of the objective sources of information used to substantiate the salary disclosure. To obtain this list, please ask an institutional representative where to view this list.

Student's Initials: _____ Date: _____

Initial only after you have had sufficient time to read and understand the information.



1670 So Amphlett Blvd, Suite 214-38 San Mateo, CA 94402
(650) 345-1555 | www.californiacollegeofece.com

Cost of Educational Program

Total Charges for the students completing on-time in 2018: \$734.00

Total Charges may be higher for students who do not complete on-time.

Total Charges for the students completing on-time in 2019: \$734.00

Total Charges may be higher for students who do not complete on-time.

Student's Initials: _____ **Date:** _____

Initial only after you have had sufficient time to read and understand the information.

Federal Student Loan Debt

Students at California College of Early Childhood Education are not eligible for federal student loans. This institution does not meet the U.S. Dept. of Education criteria that would allow its students to participate in federal student aid programs.

Student's Initials: _____ **Date:** _____

Initial only after you have had sufficient time to read and understand the information.

This fact sheet is filed with the Bureau for Private Postsecondary Education. Regardless of an information you may have relating to completion rates, placement rates, starting salaries or license exam passage rates, this fact sheet contains the information as calculated pursuant to law.

Any questions a student may have regarding this fact sheet that have not been satisfactorily answered by the institution may be directed to the Bureau for Private Postsecondary Education at 1747 N. Market Blvd. Suite 225 Sacramento CA 95834, www.bppe.ca.gov, toll free number (888) 370-7589 or Fax (916) 263-1897.

Student Name Print

Student Signature

School Official

Date

Date



1670 So Amphlett Blvd, Suite 214-38 San Mateo, CA 94402
(650) 345-1555 | www.californiacollegeofece.com

DEFINITIONS

- “Number of Students Who Began the Program” means the number of students who began a program who were scheduled to complete the program within 100% of the published program length within the reporting calendar year and excludes all students who cancelled during the cancellation period.
- “Students Available for Graduation” is the number of students who began the program minus the number of students who have died, been incarcerated, or been called to active military duty.
- “Number of On-time Graduates” is the number of students who completed the program within 100% of the published program length within the reporting calendar year.
- “On-time Completion Rate” is the number of on-time graduates divided by the number of students available for graduation.
- “150% Graduates” is the number of students who completed the program within 150% of the program length (includes on-time graduates).
- “150% Completion Rate” is the number of students who completed the program in the reported calendar year within 150% of the published program length, including on-time graduates, divided by the number of students available for graduation.
- “Graduates Available for Employment” means the number of graduates minus the number of graduates unavailable for employment.
- “Graduates Unavailable for Employment” means the graduates who, after graduation, die, become incarcerated, are called to active military duty, are international students that leave the United States or do not have a visa allowing employment in the United States, or are continuing their education in an accredited or bureau-approved postsecondary institution.
- “Graduates Employed in the Field” means graduates who beginning within six months after a student completes the applicable educational program are gainfully employed, whose employment has been reported, and for whom the institution has documented verification of employment. For occupations for which the state requires passing an examination, the six months period begins after the announcement of the examination results for the first examination available after a student completes an applicable educational program.
- “Placement Rate Employed in the Field” is calculated by dividing the number of graduates gainfully employed in the field by the number of graduates available for employment.
- “Number of Graduates Taking Exam” is the number of graduates who took the first available exam in the reported calendar year.
- “First Available Exam Date” is the date for the first available exam after a student completed a program.
- “Passage Rate” is calculated by dividing the number of graduates who passed the exam by the number of graduates who took the reported licensing exam.



*1670 So Amphlett Blvd, Suite 214-38 San Mateo, CA 94402
(650) 345-1555 | www.californiacollegeofece.com*

- “Number Who Passed First Available Exam” is the number of graduates who took and passed the first available licensing exam after completing the program.
- “Salary” is as reported by graduate or graduate’s employer.
- “No Salary Information Reported” is the number of graduates for whom, after making reasonable attempts, the school was not able to obtain salary information.



*1670 So Amphlett Blvd, Suite 214-38 San Mateo, CA 94402
(650) 345-1555 | www.californiacollegeofece.com*

Student's Right to Cancel

The Student has the right to cancel the Enrollment Agreement and obtain a refund of charges paid through attendance at the first class session, or on the seventh day after enrollment, whichever is later.