


**ORANGE COUNTY EMT
EMERGENCY MEDICAL TECHNICIAN PARAMEDIC**



PROGRAM CATALOG

JANUARY 1ST, 2019 - DECEMBER 31ST 2019

Training Center

26489 Rancho Parkway South
Lake Forest, CA 92630
Phone: (949) 421-3958,
Website: www.ocemt.edu
Email: courseinfo@ocemt.edu

Mission Statement:

To provide the highest level of Emergency Medical Training and Education to persons seeking Employment, Career Development, or Personal Development in the Pre-Hospital setting, by exceeding National Standards and staying at the forefront of EMS Education.

Vision Statement:

Through Commitment, Dedication, and Perseverance, we will become a nationally recognized Emergency Medical Training Program that specializes in all EMS certifications at the State and National levels, while *always* maintaining excellence within our program.

Program Director

Corey Gremel: Chief Administrative Officer
Anaheim Fire and Rescue: Captain/Paramedic
Phone: (714) 717-4927
Email: cgremel@ocemt.edu

Clinical Coordinator

Andrew Kilian: Chief Operating Officer
Anaheim Fire and Rescue: Engineer/Paramedic/ Hazardous Materials Specialist
Phone: (949) 291-3887
Email: akilian@ocemt.edu

Medical Director

Wendy Ruggeri: Medical Doctor
Email: wruggeri@ocemt.edu

Administrative Assistant

Lynn Barr
Phone: (949) 421-3958
Email: lbarr@ocemt.edu

Lead Instructor

Bryan Carter: Lead/Master Instructor
Newport Beach Fire Department: Firefighter/Paramedic
Email: bcarter@ocemt.edu

Assistant Instructor

Peter Trapani: Assistant Instructor
Orange County Fire Authority: Firefighter/Paramedic
Email: ptrapani@ocemt.edu

Assistant Instructor

Lauren Lee: Assistant Instructor
Newport Beach Fire Department: EMS Educator
Nationally Accredited Educational Institution

Council on Occupational Education (COE)

7840 Roswell Road, Building, Suite 325
Atlanta, Georgia 30350
Phone: (800) 396-3790
Website: www.council.org

Bureau for Private Post Secondary Education

2535 Capital Oaks Drive, Suite 400
West Sacramento, CA 95798
Phone: (888) 370- 7589
Website: www.bppe.ca.gov

State of California Continuing Education Provider

California Emergency Medical Services
Continuing Education Provider Number: 30-0111
10901 Gold Center Drive, Suite 400
Rancho Cordova, CA 95670
Phone: (916) 322-4336
Website: www.emsa.ca.gov/

County of Orange License to Operate

Orange County Emergency Medical Services
405 W. Fifth Street, Suite 301A
Santa Ana, CA 92701
Phone: (714) 834-3500
Website: www.healthdisasteroc.org/ems/

County of Los Angeles License to Operate

Los Angeles County Emergency Medical Services
10100 Pioneer Blvd, Suite 200
Santa Fe Springs, CA 90670
Phone: (562) 347-1500
Website: www.dhs.lacounty.gov

Bureau For Private Post-Secondary Education

Approval means the institution has been approved to operate and that approval means compliance with state standards as set forth in the *California Private Postsecondary Act of 2009*.

CoAEMSP: Letter Of Review

The Orange County EMT Paramedic program has been issued a Letter of Review by the Committee on Accreditation of Educational Programs for the Emergency Medical Services Professions (CoAEMSP). This letter is NOT a CAAHEP accreditation status, it is a status signifying that a program seeking initial accreditation has demonstrated sufficient compliance with the accreditation Standards through the Letter of Review Self Study Report (LSSR) and other documentation. Letter of Review is recognized by the National Registry of Emergency Medical Technicians (NREMT) for eligibility to take the NREMT's Paramedic credentialing examination(s). However, it is NOT a guarantee of eventual accreditation.

To Contact CoAEMSP:

8301 Lakeview Parkway Suite 111-312
Rowlett, TX 75088
(214) 703-8445
www.coaemsp.org

Clinical Internship Sites

University of California Irvine Medical Center

101 The City Drive South
Orange, CA 92868

Children's Hospital of Orange County (CHOC)

1201 West La Veta
Orange, CA 92868

West Anaheim Medical Center (Prime Healthcare)

3033 West Orange Avenue
Anaheim, CA 92804

Orange County Global

1001 N Tustin Ave
Santa Ana, CA 92705

Field Internship Sites

Anaheim Fire Department

201 S Anaheim Blvd
Anaheim, CA 92805

Compton Fire Department

205 S Willowbrook Ave
Compton, CA 90220

Huntington Beach Fire Department

2000 Main Street
Huntington Beach, CA 92648

Newport Beach Fire Department

100 Civic Center Drive
Newport Beach, CA 92660

Orange City Fire Department

176 South Grand St.
Orange, CA 92866

Orange County Fire Authority

1 Fire Authority Drive
Irvine, CA 92602

Riverside City Fire Department

3401 University Ave
Riverside, CA 92501

Riverside County Fire Department

16902 Bundy Ave
Riverside, CA 92518

2019 Academic Calendar

Date	Schedule of Events
March 1 st	Enrollment Open
April	Entrance Exams Scheduled
May 1 st -15 th	Interview Process Begins
May 16 th - 30 th	Notification of Acceptance
July 15 th	Student Orientation
August 5 th	Didactic Start: M-F, 8:00am- 5:00pm
September	Didactic Continued: M-F, 8:00- 5:00pm
October	Didactic Continued: M-F, 8:00- 5:00pm
November	Finals Week (Excluding Holidays)
December	Clinical Internship (10) 12 hour shifts to be scheduled according to Internship Site
February	Field Experience (1) 24 hour shift
February/March	Field Internship: Shifts 1-16Capstone Field Internship
April	Capstone Internship: Shift 17-24
April	Course Licensure/Completion (3 days) 8:00- 5:00

Paramedic Program Fees

Item	Cost
Application Fee	\$50.00
Enrollment Fee	\$2500.00
Tuition	\$10,000.00

Required Course Material

Textbook	\$300.00
Textbooks, optional	\$170.00
FISDAP: Electronic Skills Database and Testing Fees	\$125.00
Clinical equipment: <i>Stethoscope/Goggles</i>	\$50- \$200
Uniform: 511 Pants/Polo, optional boots and belt	\$120- \$300

Post Course Fees: Required for Certification/Licensure

National Registry Practical Exam	\$225.00
National Registry written exam application fee	\$225.00
State of California Paramedic Licensing Fee	\$110.00
Live Scan	\$70- \$125
Estimated Cost:	\$12,000.00

Payment Plans

Payment Plans require the Enrollment Fee of \$2,500.00 to be paid in full two weeks after acceptance into the Program. Students will then have (3) installments of \$2,525.00 due on the first day of each month following the start date of the course, for 3 consecutive months. There is a \$50.00 enrollment fee for all payment plans. Refer to Financial Contract for more options.

Course Description

This comprehensive Paramedic Program meets the standards of Title 22, from the California Code of Regulations, derived from the current National Standard Curriculum and formulated by the U.S. Department of Transportation. The Program is full-time lasting 6 months in duration and consists of the following components: Didactic, Skills Labs, Clinical Internship, Field Experience, and Capstone Field Internship. Upon completion of the Program, a Course Completion Certificate is issued allowing students to apply for the National Registry Exam and then Licensure.

Required Course Documents

“As a prospective student, you are encouraged to review this catalog prior to signing an enrollment agreement. You are also encouraged to review the School Performance Fact Sheet, which must be provided to you prior to signing an enrollment agreement.”

Certificate Program

The Paramedic Course offered by OCEMT is for certificate only. A course completion certificate shall be issued that meets the criteria of California EMS, Orange County EMS, National Registry of EMT, and is drawn from the National Highway Traffic Safety Administration. Upon successful completion of our 1368 hour Paramedic course, students who achieve a minimum of 80% on all exams, successfully complete their hospital clinical and field internship will be eligible to take the National Registry Exam. We do not offer licensure or a degree for this course.

Minimum Course Expectations

“To prepare competent entry-level Paramedics in the cognitive (knowledge), psychomotor (skills), and affective (behavior) learning domains with or without exit points at the Advanced Emergency Medical Technician and/or Emergency Medical Technician, and/or Emergency Medical Responder levels.”

Contact Hours for Program Completion:

1. Didactic Lecture: 344 hours
2. Skills Labs: 184
3. Hospital Clinical: 168 hours
4. Field Experience: (1) 24 hour shift
5. Field Internship: 384 Hours (16 Shifts)
6. Capstone Field internship: 192 Hours (8 Shifts)

Total: 1296 Course Hours

Program Matrix

Course Sequence	Course Number	Course Title	Credit Hr.	Lecture Hr.	Lab Hr.	Clinical Hours	Field Exp.	Field Hr.
1	EMTP-1	Airway	1.5	80				
2	EMTP-1L	Airway Lab	0.5		26			
3	EMTP-2	Cardiac	1.5	64				
4	EMTP-2L	Cardiac Lab	0.5		26			
5	EMTP-3	Medical	1.5	48				
6	EMTP-3L	Medical Lab	0.5		20			
7	EMTP-4	Trauma	1.5	40				
8	EMTP-4L	Trauma Lab	0.5		26			
9	EMTP-5	OB/Pediatrics	1.5	56				
10	EMTP-5L	OB/Pediatric Lab	0.5		20			
11	EMTP-6	Operations	1.5	56				
12	EMTP-6L	Operations Lab	0.5		18			
13	EMTP-7L	Clinical Internship Lab	0.25		16			
14	EMTP-7CI	Clinical Internship	2			168		
15	EMTP-8L	Field Internship Lab	0.25		16			
16	EMTP-8FI	Field Experience Field Internship Capstone Internship	6				24	
17	EMTP-9	Terminal Competencies Licensure	0.5		16			576
Total	17		21	344	184	168	24	576
Program Total: 1296								

Program Objectives

1. Describe the roles and responsibilities of paramedics in the health care system
2. Demonstrate the level of professionalism expected of paramedics
3. Perform the duties of a paramedic while ensuring the safety and wellness to yourself and others
4. Operate within the Scope of Practice and Standard of Care of a paramedic including medical, legal and ethical issues
5. Apply principles of anatomy, physiology, pathophysiology, life-span development, and therapeutic communications to the assessment and management of patients
6. Identify the need to perform immediate lifesaving interventions to manage a patient's airway, breathing, and circulation
7. Assess and formulate treatment plans within the Paramedic Scope of Practice for patients of all ages, to include Medical and Traumatic Emergencies
8. Apply principles of emergency medical services operations, including considerations in ambulance and air medical transportation, multiple casualty incidents, gaining access to and extricating patients, hazardous materials incidents, and responding to WMD incidents.

Course Progression

Students will progress through the Program by completing lecture, lab and clinical internships. The objectives for each course are explained in the syllabi for each course. Students are required to read the syllabus for each of the classes they are enrolled in. Students advance in the Hospital and Field Clinical program by meeting skill and assessment objectives along with affective behavior objectives outlined in the course syllabus. A minimum number of hours are required in various clinical settings as well as minimum skill competencies.

Program Completion Requirements

1. The Paramedic Program is comprised of 17 individual courses that must be completed in sequence to complete the Program.
2. Students must Pass each Course by achieving the minimum score for each Unit Exam, completing all E-Book Quizzes, and “Pass” the Skills Lab, to move on to the next course.
3. Upon Completion of Courses 1-6, students will take a cumulative Final Exam consisting of 3 sections. Students must achieve the following scores in each section to move on to the Clinical Internship:
 - a) Final Exam: 73% or above
 - b) Written Treatment Plans: Must Meet Expectations
 - c) EKG Competency: 80% or above
 - d) NREMT Psychomotor Exam: Pass/Fail
4. Students must complete the Clinical Internship with a “Pass” or Meets Expectations on their final evaluation completed by their Clinical Preceptor, Program Clinical Coordinator, Program Director, and Program Medical Director. Students who complete this course will continue in the Program to the Field Experience.
5. Students who complete the Field Experience Course, will proceed to the Field Internship Shifts 1-16
6. Capstone Field Internship:
Shifts 17-24
7. Students must complete the Capstone Field Internship with a “Pass” or Meets Expectations on their final evaluation completed by their Field Preceptors, Program Clinical Coordinator, Program Director, and Program Medical Director. Students must also complete all of the objectives listed in the Capstone Field Internship Syllabus to complete course. Students that are successful will continue in the program to the last course in the Program titled “Licensure.”
8. Upon Completion of the Capstone Internships, students must successfully pass the following Terminal Competency Tests
 - A) Summative Exam: 100 Questions
Minimum Score: 73%
 - B) NREMT Psychomotor Exam
Pass/Fail
 - C) Affective Domain Evaluation
Pass/Fail

9. Upon completion of all sections, students will be eligible to take the NREMT Exam and apply for licensure. Students completing this course will graduate the Program and will achieve a Course Completion Certificate.

Entrance Requirements

1. Student must be a minimum of 18 years old and possess a High School Diploma, GED, and or equivalent.
2. Applicant must possess a current State of California EMT Basic, or EMT Intermediate license issued by a State EMS Agency, or the California Fire Marshal's Office, or the NREMT.
3. Applicant must have a current BLS for Healthcare Provider card issued through the American Heart Association.
4. Applicant must have completed an Anatomy/Pathophysiology (Individual or Combined) or have taken a Paramedic Preparation course from an accredited institution that includes it .
5. Applicant must have a minimum of 1000 hours of part-time or full-time experience as an EMT prior to the application deadline. Verification must be in writing from a supervisor or Department Head, on official letterhead. Time may be served as a reserve and or Volunteer Firefighter and the Administration reserves the right to accept qualified candidates given sufficient work history in a related field.
6. Applicant must complete a Pre-Entrance Medical exam within six months of starting the course. This form must be completed and signed by a physician.
7. Applicants must have all vaccinations listed prior to starting their clinical internship and provide proof of their completed HBV series & titer at the time of application.
8. Applicants must complete a background history prior to entering the program. This does not include the DOJ Live Scan.
9. Applicants must provide a letter of recommendation from their current supervisor at their place of employment and one from an additional reference.
10. Applicants must submit the completed application with all supporting documents prior to moving on to the selection process.

Highly Desirable Qualifications

1. Paramedic Preparatory Course from an Accredited Institution
2. EKG Course from an Accredited Institution (College, University, Post-Secondary)
3. American Heart Association: Advanced Cardiac Life Support (ACLS)
4. American Heart Association: Pediatric Advanced Life Support (PALS)

Selection Process

1. Complete Application: \$50.00 Fee
2. Schedule and take Fisdap Entrance Exam
3. Scheduled Interview with the Program Staff:
 - a) Questions to include: work experience, preparation, and EMT knowledge
 - b) Manipulative Skills Evaluation: Patient/Trauma Assessment and Random EMT Skills
5. Closing Statement
6. Students will be placed on an eligibility list based on their performance during the Selection Process
7. The Administration will evaluate each candidate and reserves the right to select the most qualified students based upon their experience and education. This applies to all candidates and those who have experience outside of EMS, to include US Naval corpsman, DOD, and US Army Combat Medics.

Learning Methods

The course contains 344 hours of lecture material combined with 184 hours of Skills Labs. Material is broken down into the following five learning methods:

- a) Lecture based material (Didactic)
- b) Navigate Premier Online Resource (Didactic)
- c) Interactive group based psychomotor skills (Skills Lab)
- d) Fisdap: Paramedic Assessment Tools
- e) Individually based psychomotor skills (Skills Lab)

1. E-Book Quizzes

These are completed at the end of each lesson and are found in the JBL Navigate software. Quizzes are not graded but must be completed to take the Unit Exams

2. Unit Exams

Exams are graded as a percentage and are also Pass/Fail. Students must achieve the minimum cut score listed for each exam to progress to the next course. Students will be allowed one re-test for a score not meeting the standard.

3. Skills Labs

Students must complete the following; Skills Labs assigned with the corresponding Didactic Courses found in the Course Catalog. Skills Labs are Pass/Fail and students must successfully complete each Lab to move forward to the next section. Skills Labs are used to train students in practical skills and ALS interventions, defined by the NREMT and local protocol. Students must Pass all Skills Labs to move on to their Clinical Internship.

4. Final Exams

Final Exams will be graded as a percentage towards the student's overall score. Students must receive the minimum cut score listed for the cognitive exam or will not progress in the course. Students must also successfully pass the EKG exam with an 80% or above and receive a Meets Expectations on all written treatment plans.

Program Completion Procedure:

Student must pass each course by meeting the following requirements:

1. Complete all Post-Lesson tests (Multiple Attempts allowed)
2. Highly recommended to complete all quizzes with a score of 80%
3. Complete all Skills Labs with a "Meets Expectations" (Pass/Fail)
4. Complete all Unit Exams with the minimum cut scores
5. Complete the Cumulative Final Exam with a minimum of 73%
6. Complete the Final EKG Exam with a minimum score of 80%
7. Receive a Meets Expectations on all Treatment Plans on the Final Exam
8. Pass All NREMT Psychomotor Skills
9. Complete the Clinical Internship with a "Meets Expectations" on final evaluation (Pass/Fail)
10. Complete the Field Experience Internship
11. Complete the Field Internship with a "Meets or Below Expectations" on Shift 16 Evaluation
12. Complete the Capstone Internship with a "Meets Expectations" on the Final Evaluation: Shift 24
13. Receive a "Meets Expectations" on Affective Domain Evaluations
14. Complete Course 9: Terminal Competency
 - A) Summative Exam
 - B) Psychomotor Exam
 - C) Affective Exam

Schedule of Total Charges

Tuition for the course is \$10,000.00, which covers the entire period of attendance and is equivalent to the entire program consisting of Courses 1-9. (All Courses listed in the Course Syllabus)

Included with Tuition

1. Controlled Notes
2. Uniform: Polo, Pants, T-Shirt, Hat
3. Stethoscope
4. ICS 100 and 700
5. Clinical Internship
6. Field Internship
7. American Heart Association: Advanced Cardiac Life Support
8. Orange County EMS: Course Completion Certificate
9. Orange County EMS: Paramedic Accreditation

10. Riverside County EMS: Paramedic Accreditation
11. NREMT Psychomotor Exam

Required Vaccinations: TB skin test (PPD), MMR, Varicella, Hepatitis B, Tetanus (TDaP) and Seasonal Influenza

1. TB skin test (PPD)
 - a) Must be current within the last 6 months and kept current while enrolled.
 - b) Positive PPD, or history of TB requires a written chest x-ray clearance from MD within last 12 months.
2. MMR – (Measles, Mumps, Rubella)
 - a) Must show proof of two MMR immunizations
 - b) Positive titers for all three (MMR)
 - c) If both TB Skin Test and MMR are needed, MMR must be administered with the second TB skin test
3. Varicella Series (VZV)
 - a) Positive titer or immunization
4. Hepatitis B Series & Titer (Quantitative)
 - a) No waivers or declinations will be accepted
 - b) Must have proof of all three shots in the series and HBV titer results
5. TDP – (Tetanus, Diphtheria, Pertussis)
 - a) A tetanus booster within the last year, or
 - b) If you have not received a tetanus booster within the last two years, you **MUST** get a TDaP (tetanus, diphtheria, & pertussis) vaccination.
6. Seasonal Influenza
 - a) Must be current each year or sign a flu declination form
 - b) You must have this prior to clinical rotations.

Course Language

All students enrolling must speak English proficiently enough to have graduated from High School or to have achieved a GED. There will be no English services provided to those students who are not fluent in English; this course is instructed in ENGLISH ONLY.

Libraries and Other Learning Resources

For the purpose of instructional education for Emergency Medical Technician Paramedic the following resources will be included with the tuition of the course to assist student equipment and/or learning resources necessary to be successful for completion of our program.

Library Resources/Media Center

- a) Textbook: Nancy Caroline AAOS Emergency Care in the Streets 8th Edition
- b) Study Guide: Emergency Care in the Streets 8th Edition Workbook
- c) American Heart Association BLS for Healthcare Provider Student Manual (CPR)
- d) American Heart Association ACLS Student Manual
- e) American Heart Association PALS Student Manual

- f) EKG Student Books
- g) Anatomy and Pathophysiology reference material

Websites and Other Resources

These websites may be used at the student's leisure to offer further insight and possibly as resource for employment opportunities that lay ahead once course has been completed

- a) National Standard Curriculum Course Outline: www.nhtsa.dot.gov
- b) National Registry EMT: www.nremt.org/
- c) Perfect Firefighter Candidate: www.firecareers.com
- d) California EMS Agency: www.emsa.ca.gov
- e) Pearson My Lab: www.pearsonmylabandmastering.com/northamerica/
- f) Orange County EMS Agency: www.ochealthinfo.com

Articulation Agreement

Orange County EMT has an Articulation Agreement with Columbia Southern University. Students who complete the Paramedic Program through OCEMT and enroll in Columbia Southern University will receive 21 lower level semester hours in CSU's degree programs.

Note: Hours may also be divided as follows: 6 hours may be placed in the Natural Sciences and the remaining 15 hours in electives. Please refer to the university for admissions and transfer policies.

Columbia Southern University

21982 University Drive
Orangewood, Alabama 36561
Admissions: (800) 977- 8449
Website: www.columbiasouthern.edu

Policy on Transfer of Hours/Units

The transferability of credits you earn at Orange County EMT is at the complete discretion of an institution to which you may seek to transfer. Acceptance of the Course Completion Certificate you earn thru OCEMT is also at the complete discretion of the institution to which you may seek to transfer. If the Course Completion Certificate(s) that you earn at this institution is/are not accepted at the institution to which you seek to transfer, you may be required to repeat some or all of your course work at the institution. For this reason, you should make certain that your attendance at this institution will meet your educational goals. This may include contacting an institution to which you may seek to transfer after attending Orange County EMT's Paramedic Program to determine if your Course Completion Certificate will transfer.

Title IV

It should be noted that Orange County EMT does not participate in Federal or State Financial Aid Programs.

Credit by Exam

OCEMT does not offer credit by exam

Advanced Placement Services

At this time, we do not offer Job Placement Services to candidates that have passed this program successfully. Orange County EMT has established well-respected professional relationships with many employers throughout Orange County. It is our desire to eventually become a recruiting platform for employment within these organizations.

Housing

Orange County EMT does not offer housing and does not have dormitory facilities. The average monthly rent for an apartment in the area is \$2,000.00 and \$3,200.00 for a residential home.

Visa

Orange County EMT does not admit students from other countries. It is not the responsibility of OCEMT to check the immigration status of our prospective students. A Department of Justice Background check will be performed for the EMT wishing to become licensed in Orange County in the near future. All instruction and audio/visual aids will be delivered in the English Language.

Experiential Credit

Orange County EMT does not award credit earned from another training institution and/or college or university. The Paramedic Program is an intense, challenging course that includes protocols that are specific to Orange County. Any previous education in Health Science or Emergency Medicine will be beneficial to the student, however will not count as credit earned for this course.

Financial Aid

Orange County EMT does not provide financial aid programs in any way. All costs that are associated with enrollment into our program shall be between the student and their financial institution. OCEMT does offer installment plans for approved students.

Loans

Any student obtaining a loan to pay for an educational program, the student will have the responsibility to repay the full amount of the loan plus interest, less the amount of any refund, and that, if the student has received federal student financial aid funds, the student is entitled to a refund of the money's not paid from federal student financial aid program funds.

Bankruptcy

OCEMT Corp. is financially solvent and has not filed for bankruptcy, is not operating as a debtor in possession, filed a petition within the preceding five years, or has had a petitions in bankruptcy filed against it within the preceding five years that resulted in reorganization under Chapter 11 of the United States Bankruptcy Code (11 U.S.C. Sec. 1101 et seq.)

Distance Education

Orange County EMT does not provide distance education.

American Disability Act

OCEMT will follow the policies of the ADA as defined through “The NREMTs Americans with Disabilities Accommodations Policy for Educators and Students.”

- a) For More information: www.nremt.org under general policies, ADA policy
- b) Request the ADA brochure through the Program Administrator

Student Probation Policy

Any student who receives an exam score less than 80% will be placed on academic probation for the duration of the course. Academic Probation consists of a signed document signed by both OCEMT and the student, which states the student has achieved an exam score below the minimum standard and is at risk of failing the course.

Student Attendance Policy

Students shall attend all course hours unless arrangements have previously been made through the Administration. In these cases, a maximum of 3 class sessions will be excused before a student is dropped from the course at the discretion of OCEMT.

Leave of Absence Policy

Any student who is absent for more than 3 class sessions without consent from OCEMT will be dropped from the class, or will be placed on a Leave of Absence. If placed on a Leave of Absence the student will have the option to enroll in the next course.

Student Withdraw Procedure

Any student dropping the course must do so in writing by completing a Course Withdrawal form. The form can be accessed on our website under “Student Access” or by requesting one through the Administrative Secretary.

Dismissal Policy

Failure to abide by all local and federal laws will be grounds for immediate dismissal from the program. Furthermore, all Rules of conduct found under “Program Code of Conduct” shall be followed with strict adherence. Any student found cheating, under the influence of any intoxicant, displaying violent or threatening behavior, will be dropped from the course. Any student dropped from the course for the reasons above will be refunded according to the refund policy. Failure to meet objectives stated in course achievement criteria will result in dismissal from this program. Also, any unlawful, unethical, or act seen as dishonest outside the guidelines set forth by the State of California EMS Authority or Orange County EMS may result in program expulsion.

Non- Discrimination Enrollment Procedure

OCEMT will not discriminate against enrolling a student from any gender, race, ethnicity, age, or disability. ALL students must meet the entrance requirements and are evaluated equally through the selection process.

Non- Discrimination Policy for Faculty

OCEMT will not discriminate against any faculty, employee, or prospective employee, based on gender, race, ethnicity, age, or disability. Faculty will be hired in accordance to the requirements listed in Title 22, Division 9, Chapter 4 of the California Code of Regulations.

Student Substitution for Staff

At no time will a student be substituted for staff during the Clinical Internship, Field Experience Internship, or Capstone Field Internship.

Medical Insurance

Students are responsible for their own Medical Insurance to cover any health related issues during the Didactic, Clinical, and Field Internship sections of the course, including any exposures that require medical attention during the Program.

Complaint Procedure

“A student or any member of the public may file a complaint about this institution with Bureau of Private Postsecondary Education by calling (888) 370-7589, or by completing a complaint form, which can be obtained on the Bureau’s Internet Web site.

Uniform and Grooming Policy

1. All students must maintain personal hygiene through all portions of the course
2. No ear-rings or piercings of any kind may be visible on male students
3. No facial hair other than a moustache is acceptable- Cannot extend below the bottom lip
4. Tattoos must be covered by long sleeves, pants or collared shirts.
5. OCEMT Uniform must be worn at ALL times unless otherwise advised by the Administration
 - a) Embroidered Polo
 - b) Pants
 - c) Black Belt
 - d) Black Steel Toed Boots or Shoes

Code of Ethics:

1. The Emergency Medical Technician provides services based on human need, with respect for human dignity, unrestricted by consideration of nationality, race creed, color, or status.
2. The Emergency Medical Technician does not use professional knowledge and skills in any enterprise detrimental to the public wellbeing.
3. The Emergency Medical Technician respects and holds in confidence all information of a confidential nature obtained in the course of professional work unless required by law to divulge such information.
4. The Emergency Medical Technician shall maintain professionalism and demonstrate concern for the competence of other members of the Emergency Medical Services health care team.
5. An Emergency Medical Technician assumes responsibility in defining and upholding standards of professional practice and education.
6. The Emergency Medical Technician assumes responsibility for individual and professional actions and judgment in both dependent and independent emergency functions and knows and upholds the laws, which affect the practice of the Emergency Medical Technician.

7. An Emergency Medical Technician has the responsibility to be aware of and participate in matters of legislation affecting the Emergency Medical Service System.
8. The Emergency Medical Technician, or groups of Emergency Medical Technicians, who advertise professional service, do so in conformity with the dignity of the profession.
9. The Emergency Medical Technician has an obligation to protect the public by not delegating to a person less qualified, any service that requires the professional competence of an Emergency Medical Technician
10. The Emergency Medical Technician will work harmoniously with and sustain confidence in Emergency Medical Technician associates, the nurses, the physicians, and other members of the Emergency Medical Services health care team.
11. The Emergency Medical Technician refuses to participate in unethical procedures, and assumes the responsibility to expose incompetence or unethical conduct of others to the appropriate authority in a proper and professional manner.

Licensing Requirements

Before a graduate can obtain entry-level employment as a licensed paramedic, the graduate must complete the National Registry Certification Exam and the National Registry Practical Skills with a passing score. The NREMT Exam is offered at eight (8) Pearson Vue Educational Centers located throughout the State of California. The National Registry Practical Skills exam is offered at various colleges throughout California and can be found on the NREMT Website. After successfully completing the exams, graduates can obtain a State Paramedic license through the CA State EMSA office. Once received, candidates can apply for jobs as an Emergency Medical Technician Paramedic.

Affective Domain measures the student’s attitudes, behaviors, and professional attributes, as well as Classroom and Field conduct. Students will be evaluated in these domains upon completion of each Didactic Course and with each Major Evaluation during the Clinical Internship, Field Experience, and Capstone Field Internship. Students must consistently demonstrate these attributes to successfully

Scoring Criteria

The affective domain is measured through 11 attributes that are worth up to 2 points each for every domain that the student displays. Students must receive a score of 22 or meet expectations for all 11 attributes on their final evaluation to pass the course.

Students who are grossly negligent in one of the domains can be dropped from the program after the first evaluation

Grading Criteria

Scoring	Competency	Description
0	Does Not Meet Expectations	Unsuccessful: Failed Attribute
1	Below Expectations	Marginal: Inconsistent with Attribute
2	Meets Expectations	Successful: Consistent with Attribute

Affective Domains Evaluated

1. Integrity

Examples of professional behavior include, but are not limited to: Consistent honesty; being able to be trusted with the property of others; can be trusted with confidential information; complete and accurate documentation of patient care and learning activities.

2. Empathy

Examples of professional behavior include, but are not limited to: Showing compassion for others; responding appropriately to the emotional response of patients and family members; demonstrating respect for others demonstrating a calm, compassionate, and helpful demeanor toward those in need; being supportive and reassuring to others.

3. Self- Motivation

Examples of professional behavior include, but are not limited to: Taking initiative to complete assignments; taking initiative to improve and/or correct behavior; taking on and following through on tasks without constant supervision; showing enthusiasm for learning and improvement; consistently striving for excellence in all aspects of patient care and professional activities; accepting constructive feedback in a positive manner; taking advantage of learning opportunities

4. Appearance and Personal Hygiene

Examples of professional behavior include, but are not limited to: Clothing and uniform is appropriate, neat, clean and well maintained; good personal hygiene and grooming.

5. Self- Confidence

Examples of professional behavior include, but are not limited to: Demonstrating the ability to trust personal judgment; demonstrating an awareness of strengths and limitations; exercises good personal judgment.

6. Communications

Examples of professional behavior include, but are not limited to: Speaking clearly; writing legibly; listening actively; adjusting communication strategies to various situations

7. Time Management

Examples of professional behavior include, but are not limited to: Consistent punctuality; completing tasks, assignments on time, being to class on time, not leaving class early, no excessive absences.

8. Teamwork and Diplomacy

Examples of professional behavior include, but are not limited to: Placing the success of the team above self interest; not undermining the team; helping and supporting other team members; showing respect for all team members; remaining flexible and open to change; communicating with others to resolve problems.

9. Respect

Examples of professional behavior include, but are not limited to: Being polite to others; not using derogatory or demeaning terms; behaving in a manner that brings credit to the profession.

10. Patient Advocacy

Examples of professional behavior include, but are not limited to: Not allowing personal bias to or feelings to interfere with patient care; placing the needs of patients above self interest; protecting and respecting patient confidentiality and dignity.

11. Careful Delivery of Service

Examples of professional behavior include, but are not limited to: Mastering and refreshing skills; performing complete equipment checks; demonstrating careful and safe ambulance operations; following policies, procedures, and protocols; following orders.

Evaluations per Course

1. One evaluation for EMTP-1 and EMTP-1L
2. One evaluation for EMTP-2 and EMTP-2L
3. One evaluation for EMTP-3 and EMTP-3L
4. One evaluation for EMTP-4 and EMTP-4L
5. One evaluation for EMTP-5 and EMTP-5L
6. One evaluation for EMTP-6 and EMTP-6L
7. Three evaluations for EMTP-7CI: 56 Hours, 112 Hours, 168 Hours
8. Three evaluations for EMTP-8FI: Shifts 8/16/24

Refund Policy

Orange County EMT has established a fair and equitable refund policy for the refund of tuition, fees, and other institutional charges in the event a course is cancelled, a student does not enter the course in which they enrolled, or does not complete the period of enrollment for which the student has been charged.

Procedure

1. Notify Administration of your intention to drop Course through email, writing, phone, or in person
2. Administration will confirm your request to drop has been received.
3. The date of confirmation will start the Refund period.
4. Refund amounts will be issued per the Criteria listed below
5. Refunds will be issued through PayPal or by check to the address listed at the time of enrollment
6. Refunds, when due, must be made without requiring a request from the student
7. Refunds, when due, shall be made within 45 days of the last day of attendance if (a) written notification of withdrawal has been provided to OCEMT by the student, or (b) from the date OCEMT terminates the student from the course, or (c) OCEMT determines withdrawal by the student.
8. Retention of tuition and fees collected in advance for a student who does not commence class shall not exceed \$100.

Refunds for Classes Canceled by Orange County EMT

If tuition and fees are collected in advance of the start date of a program and the institution cancels the class, 100% of the tuition and fees collected must be refunded. The refund shall be made within 45 days of the planned start date.

Mandatory Cancellation, Withdraw, and Refund Policies

An institution that does not participate in the federal student financial aid programs shall do all of the following:

- (a) The institution shall advise each student that a notice of cancellation shall be in writing, and that a withdrawal may be effectuated by the student's written notice or by the student's conduct, including, but not necessarily limited to, a student's lack of attendance.
- (b) Institutions shall refund 100 percent of the amount paid for institutional charges, less a reasonable deposit or application fee not to exceed two hundred fifty dollars (\$250), if notice of cancellation is made through attendance at the first class session, or the seventh day after enrollment, whichever is later.
- (c) The bureau may adopt by regulation a different method of calculation for instruction delivered by other means, including, but not necessarily limited to, distance education.
- (d) The institution shall have a refund policy for the return of unearned institutional charges if the student cancels an enrollment agreement or withdraws during a period of attendance. The refund policy for students who have completed 60 percent or less of the period of attendance shall be a pro rata refund.
- (e) The institution shall pay or credit refunds within 45 days of a student's cancellation or withdrawal.

Refunds for Students Enrolled Prior to Visiting the Institution:

Students who have not visited the school facility prior to enrollment will have the opportunity to withdraw without penalty within three days following either attendance at a regularly scheduled orientation or following a tour of the facilities and inspection of the equipment.

Refund Policy

The refund policy for students who have completed 60 percent or less of the period of attendance shall be a pro- rata refund based on the 1296 hours required to complete the Program.

Refund Period: 60% of the 1296 Hours needed for Program Completion (778 Hours)

1. \$250.00 Registration Fee: Non- Refundable
2. Program Expenses deducted from refund:
 - A) Uniforms: \$200.00
 - B) Stethoscope: \$50.00
3. Tuition Paid in Full: Students will be refunded \$12.85 per hour for each class hour not attended after exiting the Program through the 778th hour
4. Tuition Not Paid in Full: (Tuition Owed) Students will be refunded \$12.85 for each class hour not attended after exiting the Program, not exceeding 778 hours, unless the student is on a payment plan and has not paid the tuition in full. Students on payment plans who have not paid the tuition in full are required to pay the Program \$12.85 for every class-hour attended, prior to exiting the Program, not exceeding the 778th hour.
5. No refunds will be given after 778th hour of class

Breakdown of Refund Hours

Student refund hours are calculated using the method below. The refund period will begin the first day following the exit point of the program.

Didactic/Skills Lab Course

- A) All Didactic and Skills Lab Classes are valued at 8 hours in duration
- B) Students who exit the program during the Didactic or Skill Lab Course will be charged for the full 8 hour day of the class day they exit the Program.
- C) Refund hours will be calculated the first class day following the exit point
- D) Tuition owed will be calculated from the first class day following the exit point

Clinical Internship

- A) Clinical Internship days are valued at 12 hours in duration
- B) Students who exit the Program during the Clinical Internship will be charged for the full 12 hours of the internship the day they exit the Program.
- C) Refund hours will be calculated the first internship day following the exit point
- D) Tuition owed will be calculated from the first internship day following the exit point

Field Experience/Field Internship/Capstone Internship

- A) Field Experience, Field Internship, Capstone Internship are valued at 24 hours in duration
- B) Students who exit the Program during the Field Experience, Field Internship, Capstone Internship, will be charged for the full 24 hours of internship the day they exit the Program.
- C) Refund hours will be calculated the first internship day following the exit point.
- D) Tuition owed will be calculated from the first internship day following the exit point.

Student Health and Safety

See the Health and Safety Plan found in the student access section of the program website at www.ocemt.edu or request a copy from the Administrative Secretary

Student Grievance Procedure

If you feel that your rights have been violated follow the procedure below:

A) Informal Process- Notify instructor and or Administrative Faculty

If Unresolved, File a formal complaint

B) Formal Process- Send a written complaint to the Chief Administrative Officer

If Unresolved, Formal Process continues

C) Investigation: OCEMT will investigate the grievance & will respond within 2 weeks of filing

If Unresolved, file an appeal within 5 days of decision

D) Send a written appeal to OCEMT Board of Trustees through the Program Director: A decision will be given to the student within 30 days of receiving the written complaint

Unresolved, send a written complaint to the BPPE

“Any questions a student may have regarding this course catalog that have not been satisfactorily answered by the Institution may be directed to the Bureau of Private Postsecondary Education.”

Required Student Records

1. Orange County EMT shall maintain records of the name, address, e-mail address, and telephone number of each student who is enrolled in an educational program within this institution.
2. Orange County EMT shall maintain, for each student granted a degree or certificate by this institution, permanent records of all of the following:
 - a) The EMT-P course completion certificate granted and the date on which that degree or certificate was granted.

- b) The courses and units on which the certificate or degree was based.
 - c) The grades earned by the student in each of those courses.
3. Orange County EMT shall maintain, for a period of not less than five years, at its principal place of business in this state, complete and accurate records of all of the following information:
- a) The educational programs offered by this institution and the curriculum for each.
 - b) The names and addresses of the members of this institution's faculty and records of the educational qualifications of each member of the faculty.
 - c) Any other records required to be maintained by this chapter, including, but not limited to, records maintained pursuant to Article 16

Student Tuition Recovery Fund Disclosures

“The State of California established the Student Tuition Recovery Fund (STRF) to relieve or mitigate economic loss suffered by a student in an educational program at a qualifying institution, who is or was a California resident while enrolled, or was enrolled in a residency program, if the student enrolled in the institution, prepaid tuition, and suffered an economic loss. Unless relieved of the obligation to do so, you must pay the state-imposed assessment for the STRF, or it must be paid on your behalf, if you are a student in an educational program, who is a California resident, or are enrolled in a residency program, and prepay all or part of your tuition.

You are not eligible for protection from the STRF and you are not required to pay the STRF assessment, if you are not a California resident, or are not enrolled in a residency program.”

(b) In addition to the statement required under subdivision (a) of this section, a qualifying institution shall include the following statement in its school catalog:

“It is important that you keep copies of your enrollment agreement, financial aid documents, receipts, or any other information that documents the amount paid to the school. Questions regarding the STRF may be directed to the Bureau for Private Postsecondary Education, 2535 Capitol Oaks Drive, Suite 400, Sacramento, CA 95833, (916) 431-6959 or (888) 370-7589.

To be eligible for STRF, you must be a California resident or are enrolled in a residency program, prepaid tuition, paid or deemed to have paid the STRF assessment, and suffered an economic loss as a result of any of the following:

1. The institution, a location of the institution, or an educational program offered by the institution was closed or discontinued, and you did not choose to participate in a teach-out plan approved by the Bureau or did not complete a chosen teach-out plan approved by the Bureau.
2. You were enrolled at an institution or a location of the institution within the 120 day period before the closure of the institution or location of the institution, or were enrolled in an educational program within the 120 day period before the program was discontinued.
3. You were enrolled at an institution or a location of the institution more than 120 days before the closure of the institution or location of the institution, in an educational program offered by the institution as to which the Bureau determined there was a significant decline in the quality or value of the program more than 120 days before closure.
4. The institution has been ordered to pay a refund by the Bureau but has failed to do so.
5. The institution has failed to pay or reimburse loan proceeds under a federal student loan program as required by law, or has failed to pay or reimburse proceeds received by the institution in excess of tuition and other costs.

6. You have been awarded restitution, a refund, or other monetary award by an arbitrator or court, based on a violation of this chapter by an institution or representative of an institution, but have been unable to collect the award from the institution.

7. You sought legal counsel that resulted in the cancellation of one or more of your student loans and have an invoice for services rendered and evidence of the cancellation of the student loan or loans. To qualify for STRF reimbursement, the application must be received within four (4) years from the date of the action or event that made the student eligible for recovery from STRF.

A student whose loan is revived by a loan holder or debt collector after a period of non collection may, at any time, file a written application for recovery from STRF for the debt that would have otherwise been eligible for recovery. If it has been more than four (4) years since the action or event that made the student eligible, the student must have filed a written application for recovery within the original four (4) year period, unless the period has been extended by another act of law.

However, no claim can be paid to any student without a social security number or a taxpayer identification number.”

Note: Authority cited: Sections 94803, 94877 and 94923, Education Code. Reference: Section 94923, 94924 and 94925, Education Code.

Bureau for Private Postsecondary Education:

2535 Capitol Oaks Drive Suite 400

Sacramento, CA 95833

Toll Free (888) 370-7589

Fax (916) 263-1896

www.bppe.ca.gov

Program Content

National Curriculum

The content of this paramedic course meets the objectives contained in the U. S. Department of Transportation (DOT) National Emergency Medical Services Education Standards, DOT HS 811 077A *AAOS Nancy Caroline's Emergency Care in the Streets 8th Edition, Volumes 1 & 2* is intended to serve as a foundational guide and reference to paramedicine. Developed to stay ahead of current trends and practices in paramedicine, all seven volumes are based on the National EMS Education Standards and the accompanying Paramedic Instructional Guidelines

Textbook:

AAOS, Nancy Caroline's Emergency Care in the Streets, 8th edition, Volumes 1 & 2

Online Resources

1. JBL Learning: Navigate Premier Access
 2. Fisdap: Paramedic Assessment Package
-

Course One: Airway

Course ID: EMTP-1
Hours: 80

Skills Lab: Airway

Course ID: EMTP-1L
Hours: 26

Course Two: Cardiac

Course ID: EMTP-2
Hours: 64

Skills Lab: Cardiac

Course ID: EMTP-2L
Hours: 26

Course Three: Medical

Course ID: EMTP-3
Hours: 48

Skills Lab: Medical

Course ID: EMTP-3L
Hours: 20

Course Four: Trauma

Course ID: EMTP-4
Hours: 40

Skills Lab: Trauma

Course ID: EMTP-4L
Hours: 26

Course Five: OB/Pediatrics

Course ID: EMTP-5

Hours: 56

Skills Lab: OB/Pediatrics

Course ID: EMTP-5L

Hours: 20

Course Six: Operations

Course ID: EMTP-6

Hours: 40

Skills Lab: Operations

Course ID: EMTP-6L

Hours: 18

Course Seven: Clinical Internship

Section 1: Clinical Skills Lab

Course ID: EMTP-7L

Hours: 16

Section 2: Clinical Internship

Course ID: EMTP-7C

Hours: 164

Course Eight: Field Internship

Section 1: Field Internship Skills Lab

Course ID: EMTP-8L

Hours: 16

Section 2: Field Experience

Course ID: EMTP- 8FI

Hours: 24

Section Three: Field Internship

Course ID: EMTP-8FI

Hours: 384

Section Four: Capstone Internship

Course ID: EMTP- 8FI

Hours: 192


Course Nine: Terminal Competencies/Licensure

Course ID: EMTP-9

Skills Lab: 16 Hours


1. Summative Exam: 73% or above
 2. Psychomotor Exam: Must receive a Meets Expectations to pass
 3. Affective Evaluation: Must receive a Meets Expectations to pass
-

**ORANGE COUNTY EMT
EMERGENCY MEDICAL TECHNICIAN**



PROGRAM CATALOG

JANUARY 1ST, 2019 - DECEMBER 31ST 2019



2019 Institutional Statements

Mission Statement

“To provide the highest level of Emergency Medical Training and Education to persons seeking Employment, Career Development, or Personal Development in the Pre-Hospital setting, by exceeding National Standards and staying at the forefront of EMS Education.”

Vision Statement

“Through Commitment, Dedication, and Perseverance, we will become a nationally recognized Emergency Medical Training Program that specializes in all EMS certifications at the State and National levels, while always maintaining excellence within our program.”

Training Center

26489 Rancho Parkway South
Lake Forest, CA 92630
Phone: (949) 421-3958,
Website: www.ocemt.edu
Email: courseinfo@ocemt.edu

Mission Statement:

To provide the highest level of Emergency Medical Training and Education to persons seeking Employment, Career Development, or Personal Development in the Pre-Hospital setting, by exceeding National Standards and staying at the forefront of EMS Education.

Vision Statement:

Through Commitment, Dedication, and Perseverance, we will become a nationally recognized Emergency Medical Training Program that specializes in all EMS certifications at the State and National levels, while *always* maintaining excellence within our program.

Program Director

Corey Gremel: Chief Administrative Officer
Anaheim Fire and Rescue: Captain/Paramedic
Phone: (714) 717-4927
Email: cgremel@ocemt.edu

Clinical Coordinator

Andrew Kilian: Chief Operating Officer
Anaheim Fire and Rescue: Engineer/Paramedic/ Hazardous Materials Specialist
Phone: (949) 291-3887
Email: akilian@ocemt.edu

Medical Director

Wendy Ruggeri: Medical Doctor
Email: wruggeri@ocemt.edu

Administrative Assistant

Lynn Barr
Phone: (949) 421-3958
Email: lbarr@ocemt.edu

Lead Instructor

Bryan Carter: Lead/Master Instructor
Newport Beach Fire Department: Firefighter/Paramedic
Email: bcarter@ocemt.edu

Assistant Instructor

Peter Trapani: Assistant Instructor
Orange County Fire Authority: Firefighter/Paramedic
Email: ptrapani@ocemt.edu

Assistant Instructor

Lauren Lee: Assistant Instructor
Newport Beach Fire Department: EMS Educator
llee@ocemt.edu

Assistant Instructor

Marco Cendejas: Assistant Instructor
Lynch Ambulance Service: Paramedic
mcendejas@ocemt.edu

Assistant Instructor

Eric Gafner: Assistant Instructor
Retired - Orange County Fire Authority: Firefighter/Paramedic
egafner@ocemt.edu

Assistant Instructor

Paul Guns: Assistant Instructor
Retired - Orange County Fire Authority: Firefighter/Paramedic
pguns@ocemt.edu

Assistant Instructor

Bob Schneider
Retired - Orange County Fire Authority: Firefighter/Paramedic
bschneider@ocemt.edu

Assistant Instructor

Richard Gilmartin
Cal Fire Riverside County Fire Department: Firefighter/Paramedic
rgilmartin@ocemt.edu

**Nationally Accredited Educational Institution
Council on Occupational Education (COE)**

7840 Roswell Road, Building, Suite 325
Atlanta, Georgia 30350
Phone: (800) 396-3790
Website: www.council.org

Bureau for Private Post Secondary Education

2535 Capital Oaks Drive, Suite 400
West Sacramento, CA 95798
Phone: (888) 370-7589
Website: www.bppe.ca.gov

State of California Continuing Education Provider

California Emergency Medical Services
Continuing Education Provider Number: 30-0111
10901 Gold Center Drive, Suite 400
Rancho Cordova, CA 95670
Phone: (916) 322-4336
Website: www.emsa.ca.gov/

County of Orange License to Operate

Orange County Emergency Medical Services
405 W. Fifth Street, Suite 301A
Santa Ana, CA 92701
Phone: (714) 834-3500
Website: www.healthdisasteroc.org/ems/

County of Los Angeles License to Operate

Los Angeles County Emergency Medical Services
10100 Pioneer Blvd, Suite 200
Santa Fe Springs, CA 90670
Phone: (562) 347-1500
Website: www.dhs.lacounty.gov

Bureau For Private Post-Secondary Education

Approval means the institution has been approved to operate and that approval means compliance with state standards as set forth in the *California Private Postsecondary Act of 2009*.

CoAEMSP: Letter Of Review

The Orange County EMT Paramedic program has been issued a Letter of Review by the Committee on Accreditation of Educational Programs for the Emergency Medical Services Professions (CoAEMSP). This letter is NOT a CAAHEP accreditation status, it is a status signifying that a program seeking initial accreditation has demonstrated sufficient compliance with the accreditation Standards through the Letter of Review Self Study Report (LSSR) and other documentation. Letter of Review is recognized by the National Registry of Emergency Medical Technicians (NREMT) for eligibility to take the NREMT's Paramedic credentialing examination(s). However, it is NOT a guarantee of eventual accreditation.

To Contact CoAEMSP:

8301 Lakeview Parkway Suite 111-312
Rowlett, TX 75088
(214) 703-8445
www.coaemsp.org

Clinical Internship Sites

University of California Irvine Medical Center

101 The City Drive South
Orange, CA 92868

Children's Hospital of Orange County (CHOC)

1201 West La Veta
Orange, CA 92868

West Anaheim Medical Center (Prime Healthcare)

3033 West Orange Avenue
Anaheim, CA 92804

Orange County Global

1001 N Tustin Ave
Santa Ana, CA 92705

Field Internship Sites

Anaheim Fire Department

201 S Anaheim Blvd
Anaheim, CA 92805

Compton Fire Department

205 S Willowbrook Ave
Compton, CA 90220

Huntington Beach Fire Department

2000 Main Street
Huntington Beach, CA 92648

Newport Beach Fire Department

100 Civic Center Drive
Newport Beach, CA 92660

Orange City Fire Department

176 South Grand St.
Orange, CA 92866

Orange County Fire Authority

1 Fire Authority Drive
Irvine, CA 92602

Riverside City Fire Department

3401 University Ave
Riverside, CA 92501

Riverside County Fire Department

16902 Bundy Ave
Riverside, CA 92518

Bureau For Private Post-Secondary Education

Approval means the institution has been approved to operate and that approval means compliance with state standards as set forth in the California Private Postsecondary Act of 2009.

“Orange County EMT’s Emergency Medical Technician-1 Program has been approved to operate by the California Bureau for Private Postsecondary. This is a privately owned and operated training program.” “As a prospective student, you are encouraged to review this catalog prior to signing an enrollment agreement. You are also encouraged to review the school’s performance fact sheet, which must be provided to you prior signing an enrollment agreement.”

Schedule of Total Charges

The course fee is \$1,400 dollars, which covers the entire period of attendance and is equivalent to the entire educational program.

Course Description

This comprehensive EMT Course is in compliance with Title 22 of the California Health and Safety Code and meets the current National Standards for Curriculum approved through the U.S. Department of Transportation. The Course is 212 hours in duration and consists of the following sections: Didactic, Skills Labs, Clinical Observation, and Ambulance Ride-Along. Upon completion of the Program, a Course Completion Certificate is issued allowing students to apply for the National Registry Exam and then Licensure.

Required Course Documents

“As a prospective student, you are encouraged to review this catalog prior to signing an enrollment agreement. You are also encouraged to review the School Performance Fact Sheet, which must be provided to you prior to signing an enrollment agreement.”

Certificate Program

The EMT Course offered by OCEMT is for certificate only. A course completion certificate shall be issued that meets the criteria of California EMS, Orange County EMS, National Registry of EMT, and is drawn from the National Highway Traffic Safety Administration. Upon successful completion of the 212 hour EMT course, students who achieve a minimum score of 70% on the Final Exam, successfully pass all NREMT skills, and complete their Ambulance Ride-Along will be eligible to take the National Registry Exam. We do not offer licensure or a degree for this course.

Admissions Requirements

Students may enroll in the course prior to meeting the requirements below, but must have verification of meeting them prior to the first day of class

1. Proof of G.E.D or above
 - a) High School Diploma
 - b) Transcripts verifying graduation
 - c) ATB

2. American Heart Association: BLS for Healthcare Provider Certificate
 - a) Course provided by OCEMT after orientation will meet this requirement

Course Language

All students enrolling must speak English proficiently enough to have graduated from High School or to have achieved a GED. There will be no English services provided to those students who are not fluent in English; this course is instructed in ENGLISH ONLY.

Learning Methods

The course contains 212 hours of didactic curriculum, skills labs, and clinical/field observations. The didactic course is broken into the following learning methods

- a) Lecture based material (Didactic)
- b) JBL Navigate Premier Online Resource (Didactic)
- c) Interactive group based psychomotor skills (Skills Lab)
- d) Fisdap: EMT Assessment Tools
- e) Individually based psychomotor skills (Skills Lab)

1. E-Book Quizzes

These are completed at the end of each lesson and are found in the JBL Navigate software. Quizzes are not graded but must be completed to take the Unit Exams

2. Unit Exams

Exams are graded as a percentage and are required to take the final exam.

3. Skills Labs

Students must pass all NREMT Skills to complete the course

4. Final Exams

Final Exams will be graded as a percentage towards the student's overall score. Students must receive the minimum cut score listed for the cognitive exam or will not complete the course

Program Completion Procedure

Students must complete the following requirements to pass the course

1. Complete JBL chapter quizzes
2. Complete (6) Practice JBL Comprehensive Exams
3. Complete all FISDAP Practice Exams
4. Pass the Final Exam with a 70% or above
5. Pass All NREMT Psychomotor Skills
6. Complete the Ambulance Ride-Along

Course Points

1. Final Exam - 200 Question multiple choice
2. Exams (6) - 75 Question multiple choice
3. JBL Chapter Quizzes: Pass/Fail
4. Clinical Observation: Pass/Fail.
5. Ambulance Ride Along: Pass/Fail
6. NREMT Skills Exam - Pass/Fail

Course Grading Scale

Grading Scale is for student transcripts only and do not reflect a passing score. Students must complete the Final Exam with a 70% or higher and pass NREMT skills to complete the course.

A = 247- 275 Points = 90%-100%

B = 220- 246 Points = 80%-89%

C = 192-245 Points = 70%-79%

D = 165-244 Points = 60%-69%

F = 137-243 Points = 0%-59%

It should be noted that any student pursuing National Registry Exam, must score 70% or above on the final exam and pass all "pass/fail" requirements.

The EMT Code of Ethics

1. The Emergency Medical Technician provides services based on human need, with respect for human dignity, unrestricted by consideration of nationality, race creed, color, or status.
2. The Emergency Medical Technician does not use professional knowledge and skills in any enterprise detrimental to the public well-being.
3. The Emergency Medical Technician respects and holds in confidence all information of a confidential nature obtained in the course of professional work unless required by law to divulge such information.
4. The Emergency Medical Technician shall maintain professional competence and demonstrate concern for the competence of other members of the Emergency Medical Services health care team.
5. An Emergency Medical Technician assumes responsibility in defining and upholding standards of professional practice and education.
6. The Emergency Medical Technician assumes responsibility for individual professional actions and judgment, both in dependent and independent emergency functions, and knows and upholds the laws, which affect the practice of the Emergency Medical Technician.
7. An Emergency Medical Technician has the responsibility to be aware of and participate in matters of legislation affecting the Emergency Medical Service System.
8. The Emergency Medical Technician, or groups of Emergency Medical Technicians, who advertise professional service, do so in conformity with the dignity of the profession.
9. The Emergency Medical Technician has an obligation to protect the public by not delegating to a person less qualified, any service that requires the professional competence of an Emergency-Medical Technician
10. The Emergency Medical Technician will work harmoniously with and sustain confidence in Emergency Medical Technician associates, the nurses, the physicians, and other members of the Emergency Medical Services health care team.
11. The Emergency Medical Technician refuses to participate in unethical procedures and assumes the responsibility to expose incompetence or unethical conduct of others to the appropriate authority in a proper and professional manner.

Libraries and Other Learning Resources

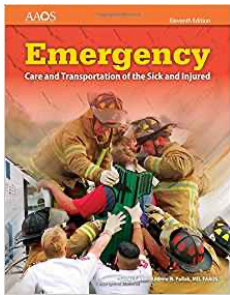
For the purpose of instructional education for Emergency Medical Technician-1, Orange County EMT has listed all needed equipment and/or learning resources necessary to be successful for completion of our program. The following resources are mandatory for each student to have prior to the first day of didactic instruction. These items must be purchased by the student prior to start of class:

Required Course Material

Students are required to purchase the following resources prior to class using the link on the registration page of our website: ALL COURSE MATERIALS REQUIRE A COURSE ID: DO NOT PURCHASE THROUGH AN OUTSIDE SOURCE

1. Emergency Care and Transportation of the Sick and Injured 11th Edition
2. JBL Navigate Premier
3. FISDAP EMT Assessment Package

Course Book



Library Resources

Resources found in the Library include the following:

1. Emergency Care and Transportation of the Sick and Injured, 11th Edition
2. ACLS Books
3. PALS Books
4. EKG Books
5. PHTLS Books
6. BLS Manual
7. Anatomy and Pathophysiology

Websites and Other Resources

1. These websites may be used at the student's leisure to offer further insight and possibly as resource for employment opportunities that lay ahead once course has been completed
2. National Standard Curriculum Course Outline: www.nhtsa.dot.gov
3. National Registry EMT: www.nremt.org/
4. Perfect Firefighter Candidate: www.firecareers.com
5. California EMS Agency: www.emsa.ca.gov/
6. Orange County EMS Agency: www.ochealthinfo.com

The EMT-1 training material is drawn directly from The National Standard Curriculum *New Education Standards*. Brady Publications is an excellent resource to reflect this curriculum specifically. Each and every student has the ability to be successful in this course if he/she follows lesson plans and puts forth the effort to learn the material

School Policies

“Notice concerning transferability of credits and credentials earned at our institution.”

The transferability of credits you earn at Orange County EMT, is at the complete discretion of an institution to which you may seek to transfer. Acceptance of the Course Completion Certificate you earn thru OCEMT is also at the complete discretion of the institution to which you may seek to transfer. If the Course Completion Certificate(s) that you earn at this institution is/are not accepted at the institution to which you seek to transfer, you may be required to repeat some or all of your course work at the institution. For this reason, you should make certain that your attendance at this institution will meet your educational goals. This may include contacting an institution to which you may seek to transfer after attending OCEMT's EMT-1 Training Program to determine if your Course Completion Certificate will transfer.

Title IV

It should be noted that Orange County EMT does not participate in Federal or State Financial Aid Programs.

Placement Services

At this time, we do not offer Job Placement Services to candidates that have passed this program successfully. Orange County EMT has established well-respected professional relationships with many employers throughout Orange County. It is our desire to eventually become a recruiting platform for employment within these organizations.

Housing

Orange County EMT does not offer housing and does not have dormitory facilities. The average monthly rent for an apartment in the area is \$2,000.00 and \$3,200.00 for a residential home.

VISA

Orange County EMT does not admit students from other countries. It is not the responsibility of OCEMT to check immigration status of our prospective students. A Department of Justice Background check will be performed for the EMT wishing to become licensed in Orange County in the near future. All instruction and audio/visual aids will be delivered in the English Language.

Experiential Credit

Orange County EMT does not award credit earned from another training institution and/or college or university. The 212 Hour Emergency Medical Technician-1 Program is an intense and challenging course that will have specifics taught that are Orange County CA specific. Any previous education in Health Science or Emergency Medicine will be beneficial to the student, however, will not count as credit earned for this course.

Financial Aid

Orange County EMT does not provide financial aid programs in any way. All costs that are associated with enrollment into our program shall be between the student and their financial institution.

Loans

Any student obtaining a loan to pay for an educational program, the student will have the responsibility to repay the full amount of the loan plus interest, less the amount of any refund, and that, if the student has received federal student financial aid funds, the student is entitled to a refund of the money's not paid from federal student financial aid program funds.

Bankruptcy

OCEMT Corp. is financially solvent and has not filed for bankruptcy, is not operating as a debtor in possession, filed a petition within the preceding five years, or has had a petitions in bankruptcy filed against it within the preceding five years that resulted in reorganization under Chapter 11 of the United States Bankruptcy Code (11 U.S.C. Sec. 1101 et seq.)

Distance Education

Orange County EMT does not provide distance education.

Articulation Agreement

OCEMT does not have an articulation agreement with other institutions for its EMT Course

Dismissal Policy

Failure to abide by all local and federal laws will be grounds for immediate dismissal from the program. Furthermore, all Rules of conduct found under "Program Code of Conduct" shall be followed with strict adherence. Any student found cheating, under the influence of any intoxicant, displaying violent or threatening behavior, will be dropped from the course. Any student dropped from the course for the reasons above will be refunded according to the refund policy. Failure to meet objectives stated in course achievement criteria will result in dismissal from this program. Also, any unlawful, unethical, or act seen as dishonest outside the guidelines set forth by the State of California EMS Authority or Orange County EMS may result in program expulsion.

Student Probation Policy

Any student who receives an 70% on the average of the first three block exams will be placed on academic probation throughout the duration of the course. Probation consists of a signed document signed by both OCEMT and the student, which states the student has achieved a sub-standard exam score and may be in danger of not passing the final with an 70% without a corrective action.

Leave of Absence Policy

Any student who is absent for more than 3 class sessions without contacting OCEMT will be dropped from the class or will be placed on a Leave of Absence per our discretion. If placed on a Leave of Absence the student will have the option to enroll in the next course available to them.

Student Withdraw Procedure

Any student dropping the course must do so in writing by completing a Course Withdrawal form. The form can be accessed on our website under "Student Access" or by requesting one through the Administrative Secretary.

Non- Discrimination Enrollment Procedure

OCEMT will not discriminate against enrolling a student from any gender, race, ethnicity, age, or disability. ALL students must meet the entrance requirements and are evaluated equally through the selection process.

Non- Discrimination Policy for Faculty

OCEMT will not discriminate against any faculty, employee, or prospective employee, based on gender, race, ethnicity, age, or disability. Faculty will be hired in accordance to the requirements listed in Title 22, Division 9, Chapter 4 of the California Code of Regulations.

Attendance

Attendance will be taken at the end of every class

- a) Students are allowed (1) unexcused absence
- b) The second absence must be approved by an Instructor
- c) Students will be dropped from the course after the 2nd unexcused absence

- d) Students will be dropped from the class after the 3rd absence of any kind

Tardiness

- a) Students are allowed to be late to class (1) time without penalty
- b) The 2nd tardiness will result in the student being marked absent
- c) The 3rd tardiness will result in the student being dropped from the class

Chapter Quizzes

- a) Students will take Chapter Quizzes through JBL
- b) Students must complete all Chapter Quizzes to take the Unit Exams
- c) The Quiz report will be found on the Instructors desk the day of the exam
- d) Students who have not completed the quizzes cannot take the Unit Exam
- e) There will be a \$25.00 Proctor Fee for make-up exams

Unit Exams

- a) Students must complete JBL Practice Comprehensive Exams prior to Unit Exams
- b) Students must complete Fisdap Practice Exams prior to Unit Exams
- c) Students who have not completed the Practice Exams will be sent home on Exam days
- d) Doors close for all exams at the start time of class
- e) All exams are timed: Refer to EMT Catalog
- f) Phones cannot be used for Exams: Students may borrow computers
- g) There will be a \$25.00 Proctor Fee for make-up exams
- h) There are no make-ups for Final Exams

Practice Final Exam

- a) There will be (1) Optional Practice Final Exam
- b) The practice exam score cannot be used in lieu of the Final Exam Score: No exceptions

Skills Testing

- a) Students will be allowed (1) re-test on any failed skill
- b) Midterm Skills Test: All skills failed on the first attempt will be documented and scheduled for a re-test the last day of class
- c) Students who fail any skill (2) times will fail the course

Resources

- a) Students are responsible for downloading all Course documents
- b) All Course documents are found on the OCEMT website or JBL Online Platform
- c) Students will print All NREMT skills sheets and bring to class
- d) Students will print all Peer Evaluation forms and bring to class

Uniform Policy

- a) Instructors will enforce the uniform policy
- b) Students will wear uniforms daily
- c) Instructors will document violations on the attendance sheet & Instructor notes
- d) Students with (2) violations will lose their ambulance ride along.
- e) Students with (3) violations will lose their clinical observation causing them to fail the class

Ambulance Ride- Along and Clinical Observations

- a) Can be scheduled upon submission of student packets
- b) Students submitting packets after the **18th Day of Class** will lose their Ambulance Ride-Along and will only be scheduled a Clinical Observation
- c) Students who do not complete their packet by the **22nd Day of Class** will lose their Clinical Observation and will be dropped from the Course.

- d) All Clinical Observations and Ambulance Ride-Alongs must be completed before taking the Final Exam
- e) Shifts will not be scheduled after the Final Exam

Complaint Procedure

"A student or any member of the public may file a complaint about this institution with Bureau of Private Post secondary Education by calling (888) 370-7589, or by completing a complaint form, which can be obtained on the Bureau's Internet Web site.

Refund Policy

Orange County EMT has established a fair and equitable refund policy for the refund of tuition, fees, and other institutional charges in the event a course is cancelled, a student does not enter the course in which they enrolled, or does not complete the period of enrollment for which the student has been charged.

Procedure

1. Notify Administration of your intention to drop Course through email, writing, phone, or in person
2. Administration will confirm your request to drop has been received.
3. The date of confirmation will start the Refund period.
4. Refund amounts will be issued per the Criteria listed below
5. Refunds will be issued through credit card or by check to the address listed at the time of enrollment

Refunds

1. Refunds, when due, must be made without requiring a request from the student
2. Refunds, when due, shall be made within 45 days:
 - A) of the last day of attendance if written notification of withdrawal has been provided to Orange County EMT by the student
 - B) from the date Orange County EMT terminates the student or determines withdrawal by the student.
3. Retention of tuition and fees collected in advance for a student who does not commence class shall not exceed \$250.

Refunds for Classes Canceled by Orange County EMT

If tuition and fees are collected in advance of the start date of a program and the institution cancels the class, 100% of the tuition and fees collected must be refunded. The refund shall be made within 45 days of the planned start date.

Mandatory Cancellation, Withdraw, and Refund Policies

An institution that does not participate in the federal student financial aid programs shall do all of the following

1. The institution shall advise each student that a notice of cancellation shall be in writing, and that a withdrawal may be effectuated by the student's written notice or by the student's conduct, including, but not necessarily limited to, a student's lack of attendance.
2. Institutions shall refund 100 percent of the amount paid for institutional charges, less a reasonable deposit or application fee not to exceed two hundred fifty dollars (\$250), if notice of cancellation is made through attendance at the first-class session, or the seventh day after enrollment, whichever is later.
3. The bureau may adopt by regulation a different method of calculation for instruction delivered by other means, including, but not necessarily limited to, distance education.
4. The institution shall have a refund policy for the return of unearned institutional charges if the student cancels an enrollment agreement or withdraws during a period of attendance. The refund policy for students who have completed 60 percent or less of the period of attendance shall be a pro rata refund.

5. The institution shall pay or credit refunds within 45 days of a student's cancellation or withdrawal.

Refunds for Students Enrolled Prior to Visiting the Institution

Students who have not visited the school facility prior to enrollment will have the opportunity to withdraw without penalty within three days following either attendance at a regularly scheduled orientation or following a tour of the facilities and inspection of the equipment.

Refunds for Students Who Withdraw On or Before the First Day of Class

If tuition and fees are collected in advance of the start date of classes and the student does not begin classes or withdraws on the first day of classes, no more than \$250 of the tuition and fees may be retained by the institution. Appropriate refunds for a student who does not begin classes shall be made within 45 days of the class start date.

Refund Policy

The refund policy for students who have completed 60 percent or less of the period of attendance shall be a pro-rata refund.

The following guidelines apply to all refunds

1. Students who exit the Program after attending orientation will have the following Program Expenses deducted from their refund
 - a) Registration Fee: \$250.00
 - b) Uniform Fee: \$100.00
 -
 - Total Deductions: \$350.00

2. Refunds are determined by the day the Course Withdraw Form is received or after the students (3rd) consecutive absence if no Course Withdraw Form is received.

3. There are no refunds provided to students after Class Day Sixteen

Refunds After Course Commences

Exit Point	Percent of Completion	Percent Refunded	Amount Refunded
Class Day One	4%	97.4%	\$1022.70
Class Day Two	8%	94.8%	\$995.40
Class Day Three	12%	92.2%	\$968.10
Class Day Four	16%	89.6%	\$940.80
Class Day Five	20%	87%	\$913.50
Class Day Six	24%	84.4%	\$886.20
Class Day Seven	28%	81.8%	\$858.90
Class Day Eight	32%	79.2%	\$831.60
Class Day Nine	36%	76.6%	\$804.30
Class Day Ten	40%	74%	\$777.00
Class Day Eleven	44%	71.4%	\$749.70
Class Day Twelve	48%	68.8%	\$722.40
Class Day Thirteen	52%	66.2%	\$695.10
Class Day Fourteen	56%	63.6%	\$667.80
Class Day Fifteen	60%	61%	\$640.50
Class Day Sixteen	64%	58.4%	\$613.12
Class Day Seventeen	No Refunds	0%	\$0.00

Student Grievance Procedure

If you feel that your rights have been violated follow the procedure below:

A) Informal Process- Notify instructor and or Administrative Faculty

If Unresolved, File a formal complaint

B) Formal Process- Send a written complaint to the Chief Administrative Officer

If Unresolved, Formal Process continues

C) Investigation: OCEMT will investigate the grievance & will respond within 2 weeks of filing

If Unresolved, file an appeal within 5 days of decision

D) Send a written appeal to OCEMT Board of Trustees through the Program Director: A decision will be given to the student within 30 days of receiving the written complaint

Unresolved, send a written complaint to the BPPE

“Any questions a student may have regarding this course catalog that have not been satisfactorily answered by the Institution may be directed to the Bureau of Private Postsecondary Education.”

Questions

“Any questions a student may have regarding this course catalog that have not been satisfactorily answered by the Institution may be directed to the Bureau of Private Postsecondary Education.”

Bureau of Private Post secondary Education

2535 Capital Oaks Drive, Suite 400

West Sacramento, CA 95798-0818

Toll Free (888) 370-7589

Fax (916) 263-1896

www.bppe.ca.gov

Required Student Records

1. Orange County EMT shall maintain records of the name, address, e-mail address, and telephone number of each student who is enrolled in an educational program within this institution.
2. Orange County EMT shall maintain, for each student granted a degree or certificate by this institution, permanent records of all of the following
 - A) The EMT-1 course completion certificate granted and the date on which that degree or certificate was granted.
 - B) The grades earned by the student in each of those courses
3. Orange County EMT shall maintain, for a period of not less than five years, at its principal place of business in this state, complete and accurate records of all of the following information
 - A) The educational programs offered by this institution and the curriculum for each.
 - B) The names and addresses of the members of this institution's faculty and records of the educational qualifications of each member of the faculty
 - C) Any other records required to be maintained by this chapter, including, but not limited to, records maintained pursuant to Article 16

Student Tuition Recovery Fund Disclosure

“The State of California established the Student Tuition Recovery Fund (STRF) to relieve or mitigate economic loss suffered by a student in an educational program at a qualifying institution, who is or was a

California resident while enrolled, or was enrolled in a residency program, if the student enrolled in the institution, prepaid tuition, and suffered an economic loss. Unless relieved of the obligation to do so, you must pay the state-imposed assessment for the STRF, or it must be paid on your behalf, if you are a student in an educational program, who is a California resident, or are enrolled in a residency program, and prepay all or part of your tuition.

- A) You are not eligible for protection from the STRF and you are not required to pay the STRF assessment, if you are not a California resident, or are not enrolled in a residency program.”
- B) In addition to the statement required under subdivision (a) of this section, a qualifying institution shall include the following statement in its school catalog:

“It is important that you keep copies of your enrollment agreement, financial aid documents, receipts, or any other information that documents the amount paid to the school. Questions regarding the STRF may be directed to the Bureau for Private Postsecondary Education, 2535 Capitol Oaks Drive, Suite 400, Sacramento, CA 95833, (916) 431-6959 or (888) 370-7589.

To be eligible for STRF, you must be a California resident or are enrolled in a residency program, prepaid tuition, paid or deemed to have paid the STRF assessment, and suffered an economic loss as a result of any of the following:

1. The institution, a location of the institution, or an educational program offered by the institution was closed or discontinued, and you did not choose to participate in a teach-out plan approved by the Bureau or did not complete a chosen teach-out plan approved by the Bureau.
2. You were enrolled at an institution or a location of the institution within the 120-day period before the closure of the institution or location of the institution, or were enrolled in an educational program within the 120 day period before the program was discontinued.
3. You were enrolled at an institution or a location of the institution more than 120 days before the closure of the institution or location of the institution, in an educational program offered by the institution as to which the Bureau determined there was a significant decline in the quality or value of the program more than 120 days before closure.
4. The institution has been ordered to pay a refund by the Bureau but has failed to do so.
5. The institution has failed to pay or reimburse loan proceeds under a federal student loan program as required by law or has failed to pay or reimburse proceeds received by the institution in excess of tuition and other costs.
6. You have been awarded restitution, a refund, or other monetary award by an arbitrator or court, based on a violation of this chapter by an institution or representative of an institution, but have been unable to collect the award from the institution.
7. You sought legal counsel that resulted in the cancellation of one or more of your student loans and have an invoice for services rendered and evidence of the cancellation of the student loan or loans. To qualify for STRF reimbursement, the application must be received within four (4) years from the date of the action or event that made the student eligible for recovery from STRF.

A student whose loan is revived by a loan holder or debt collector after a period of non-collection may, at any time, file a written application for recovery from STRF for the debt that would have otherwise been eligible for recovery. If it has been more than four (4) years since the action or event that made the student eligible, the student must have filed a written application for recovery within the original four (4) year period, unless the period has been extended by another act of law.

However, no claim can be paid to any student without a social security number or a taxpayer identification number.”

Note: Authority cited: Sections 94803, 94877 and 94923, Education Code. Reference: Section 94923, 94924 and 94925, Education Code.

Bureau for Private Post secondary Education:

2535 Capitol Oaks Drive Suite 400
Sacramento, CA 95833
Toll Free (888) 370-7589
Fax (916) 263-1896
www.bppe.ca.gov

Student Tuition Recovery Fund

“You must pay the state-imposed assessment for the Student Tuition Recovery Fund (STRF) if all of the following applies to you:

1. You are a student in an educational program, who is a California resident, or are enrolled in a residency program, and prepay all of part of your tuition either by cash, guaranteed student loans, or personal loans, and
2. Your total charges are not paid by any third-party payer such as an employer, government program or other payer unless you have a separate agreement to repay the third party.
3. You are not eligible for protection from the STRF and you are not required to pay the STRF assessment if either of the following applies:
4. You are not a California resident, or are not enrolled in a residency program, or
Your total charges are paid by a third party, such as an employer, government program or other payer, and you have no separate agreement to repay the third party.”

“The State of California created the Student Tuition Recovery Fund (STRF) to relieve or mitigate economic losses suffered by students in educational programs who are California residents, or are enrolled in a residency program attending certain schools regulated by the Bureau for Private Postsecondary Education.

You may be eligible for STRF if you are a California resident or are enrolled in a residency program, prepaid tuition, paid STRF assessment, and suffered an economic loss as a result of any of the following:

1. The school closed before the course of instruction was completed.
2. The school’s failure to pay refunds or charges on behalf of a student to a third party for license fees or any other purpose, or to provide equipment or materials for which a charge was collected within 180 days before the closure of the school.
3. The school’s failure to pay or reimburse loan proceeds under a federally guaranteed student loan program as required by law or to pay or reimburse proceeds received by the school prior to closure in excess of tuition and other costs.
4. There was a material failure to comply with the Act or the Division within 30-days before the school closed or, if the material failure began earlier than 30-days prior to closure, the period determined by the Bureau.
5. An inability after diligent efforts to prosecute, prove, and collect on a judgment against the institution for a violation of the Act.

Course Objectives

1. Describe the roles and responsibilities of EMT's in the health care system
2. Demonstrate the level of professionalism expected of EMT's
3. Perform the duties of a paramedic while ensuring the safety and wellness to yourself and others
4. Operate within the Scope of Practice and Standard of Care of an EMT including medical, legal and ethical issues
5. Apply principles of anatomy, physiology, pathophysiology, life-span development, and therapeutic communications to the assessment and management of patients
6. Identify the need to perform immediate lifesaving interventions to manage a patient's airway, breathing, and circulation
7. Assess and formulate treatment plans within the EMT Scope of Practice for patients of all ages, to include Medical and Traumatic Emergencies
8. Apply principles of emergency medical services operations, including considerations in ambulance and air medical transportation, multiple casualty incidents, gaining access to and extricating patients, hazardous materials incidents, and responding to WMD incidents.

Clinical Objectives

Present a neat, well-groomed appearance.

1. Dress according to the uniform policy
2. Demonstrate dependability by reporting for duty on time and stay the full allotted scheduled time.
3. Notify the EMT instructor when ill or unable to attend scheduled clinical assignment.
4. Demonstrate cooperation and willingness to learn.

Ambulance Ride-Along

1. Identify the location and purpose of the standard equipment found on a BLS Ambulance Unit.
2. Complete the BLS Ambulance Unit Checklist
3. Lift gurney in and out of the BLS Ambulance Unit with instruction and help from the ambulance personnel

Objectives Related to Performance

1. Perform a primary survey and treat patients.
2. Perform a secondary survey, record findings and give care.
3. Assist with patient care on the scene, at the discretion of ambulance personnel.
4. Monitor patient's vital signs and status during transportation.
5. Take and record a minimum of two (10) patient assessments and histories, using the form provided.

Objectives Related to Observation

1. The student observes and is prepared to discuss the following:
2. Reassurance of family members at the scene.
3. Extrication of trapped persons.
4. Patient care during transportation, including monitoring of intravenous therapy.
5. Communication between the ambulance and hospital, including written and verbal reports.

Objectives Related to End of Assignment

1. Have Student Performance Documentation form completed by ambulance personnel.

2. Complete Student Performance & Observation Log on Training Plan.
3. Inform the ambulance personnel when leaving.

Clinical Objectives: Emergency Department

4. Present a neat, well-groomed appearance.
5. Dress according to the clinical guidelines, nametag visible.
6. Demonstrate dependability by reporting for duty on time and stay the full allotted schedule.
7. Notify the EMT instructor when ill or unable to attend scheduled clinical assignment.
8. Demonstrate cooperation and willingness to learn.

Objectives Related to Performance

1. Measure and record temperatures, pulses, respirations and blood pressures.
2. Measure and record apical pulses.
3. Take and record a minimum of two (10) patient assessments.
4. Move, lift and transport patients to other units with supervision.
5. Identify the location and purpose of oxygen and suction equipment.
6. Identify the location of supplies, linen, medical equipment, etc.
7. Complete the Emergency Room Checklist.

Objectives Related to Observation

1. The student observes and is prepared to discuss the following:
2. The patient evaluation, including the physical exam and history recording.
3. The care given in emergency situations, including airway management, breathing assistance, oxygen therapy, control of bleeding, combating shock, care of the emotionally disturbed, pediatric patients and patients with medical problems.
4. Care of wounds and aseptic techniques.
5. Application of slings, elastic bandages, basic bandages and pressure bandages.
6. Methods of suctioning, including oral, oral pharyngeal, endotracheal and tracheal.
7. Monitoring of Intravenous Therapy

Objectives Related to End of Assignment

1. Have Student Performance Documentation form completed by emergency room personnel.
2. Complete Student Performance & Observation Log on Training Plan.
3. Inform emergency room personnel when leaving.

Instructor Qualifications

Corey Gremel: Program Director

Fire Captain/ Paramedic - Anaheim Fire Department
Bachelor of Science Degree - San Diego State University
Associates of Science Degree - Santa Ana College
Long Beach State University - Vocational Education Teaching Credential
Coastline Regional Occupational Program - First Responder Instructor
Advanced Cardiac Life Support
Pediatric Advanced Life Support
BLS For Healthcare Provider

Andrew Kilian: Clinical Coordinator

Fire Engineer/Paramedic - Anaheim Fire Department
Coastline Regional Occupational Program - Vocational Education Teaching Credential
California State Fire Marshal - Instructor 1A
Advanced Cardiac Life Support
Pediatric Advanced Life Support
BLS For Healthcare Provider

Instructors maintain licensure as California State Paramedics through 48 hours of Continuing Education every 2 years. Each instructor shall maintain their knowledge by completing continuing education courses in his or her subject or other courses related to teaching

Course Content

Chapter 1: Emergency Medical Services (EMS)

1. EMS systems
2. History of EMS
3. Roles/Responsibilities/professionalism of EMS personnel
4. Quality improvement
5. Patient Safety

Chapter 2: Workforce Safety and Wellness

1. Standard Safety precautions
2. Personal protective equipment
3. Stress Management
4. Prevention of response-related injuries

5. Prevention of work-related injuries
6. Lifting and Moving patients
7. Disease transmission
8. Wellness principles

Chapter 3: Medical/Legal and Ethics

1. Consent/refusal of care
2. Confidentiality
3. Advanced directives
4. Tort and criminal actions
5. Evidence preservation
6. Statutory responsibilities
7. Mandatory reporting
8. Ethical principles/moral obligations
9. End-of-life issues

Chapter 4: Communications and Documentation

1. Therapeutic Communication
2. EMS System Communication
3. Documentation

Chapter 5: Medical Terminology

1. Explain the purpose of medical terminology
2. Identify the four components that comprise a medical term
3. Describe the following directional terms: anterior, posterior, right, left, superior, inferior, proximal, distal, medial, lateral, superficial and deep
4. Describe the prone, supine, Fowler, and semi-Fowler positions of the body
5. Breakdown the meaning of a medical term based on the components of the term
6. Identify error-prone medical abbreviations, acronyms, and symbols
7. Interpret selected medical abbreviations, acronyms, and symbols

Chapter 6: The Human Body

1. Preparatory
2. Anatomy and Physiology
3. Pathophysiology

Chapter 7: Life Span Development

1. Know the terms used to designate the following stages of life: infants, toddlers, and preschoolers, school-age children, adolescents, early adults, middle adults, and older adults
2. Describe the major physical and psychosocial characteristics of an infant's life
3. Describe the major physical and psychosocial characteristics of a toddler's life
4. Describe the major physical and psychosocial characteristics of a school-age child's life
5. Describe the major physical and psychosocial characteristics of an adolescent's life
6. Describe the major physical and psychosocial characteristics of an early adult's life
7. Describe the major physical and psychosocial characteristics of a middle adult's life
8. Describe the major physical and psychosocial characteristics of an older adult's life

Chapter 8: Lifting and Moving Patients

1. Explain the need and use of the most common patient-moving equipment, the stretcher and backboard

2. Explain the technical skills and general considerations required of EMTs during patient packaging and patient handling
3. Define the term body mechanics
4. Discuss how following proper patient lifting and moving techniques can help prevent work-related injuries
5. Identify how to avoid common mistakes when lifting and carrying a patient
6. Explain guidelines and safety considerations for the use of medical restraints

Chapter 9: Patient Assessment

1. Scene Size-up
2. Primary Assessment
3. History Taking
4. Secondary Assessment
5. Monitoring Devices
6. Reassessment

Chapter 10: Patient Management

1. Airway Management
2. Respiration
3. Artificial Ventilation
4. Pathophysiology

Chapter 11: Principles of Pharmacology

1. Pharmacology
2. Principles of Pharmacology
3. Medication Administration
4. Emergency Medication

Chapter 12: Shock

1. Describe the pathophysiology of shock
2. Identify the causes of shock
3. Differentiate among the various types of shock
4. Describe the signs and symptoms of shock including compensated and decompensated
5. Discuss key components of patient assessment for shock
6. Describe the steps to follow in the emergency care of the patient with various types of shock

Chapter 13: BLS Resuscitation

1. Explain the elements of basic life support, how it differs from advanced life support and why BLS must be applied rapidly
2. Explain the goals of cardiopulmonary resuscitation and when it should be performed on a patient
3. Discuss the importance of frequent CPR training for EMT's as well as public education programs that teach compression only CPR

Chapter 14: Medical Overview

1. Differentiate between medical emergencies and trauma emergencies
2. Name the various categories of common medical emergencies
3. Describe the evaluation of the nature of illness
4. Discuss the assessment of a patient with a medical emergency
5. Explain the importance of transport time and destination selection for a medical patient
6. Define infectious disease and communicable disease

Chapter 15: Respiratory Emergencies

1. List the structures and functions of the upper and lower airways, lungs, and accessory structures of the respiratory system
2. Explain the physiology of respiration
3. Describe different respiratory conditions that cause dyspnea
4. List the characteristics of infectious disease

Chapter 16: Cardiovascular Emergencies

5. Discuss the basic anatomy and physiology of the cardiovascular system
6. Explain the assessment for patients with cardiovascular problems
2. Define cardiac arrest
3. Describe the emergency medical care for the patient with cardiac arrest

Chapter 17: Neurologic Emergencies

1. Describe the anatomy and physiology of the functions of the brain and spinal cord
2. List the general signs and symptoms of stroke and how those symptoms manifest
3. Describe how the different stages of a seizure are characterized
4. Define altered mental status

Chapter 18: Gastrointestinal and Urologic Emergencies

1. Describe the anatomy and physiology of the gastrointestinal, genital and urinary systems
2. Describe pathologic conditions of the gastrointestinal, genital and urinary systems
3. Identify the signs and symptoms, and common causes, of an acute abdomen

Chapter 19: Endocrine and Hematologic Emergencies

1. Describe the anatomy and physiology of the endocrine system and its main function in the body
2. Define the terms diabetes, mellitus, hyperglycemia, and hypoglycemia
3. Discuss the composition and function of blood
4. Describe two types of blood clotting disorders, and the risk factors, characteristics and management of each

Chapter 20: Immunologic Emergencies

1. Define the terms allergic reaction and anaphylactic
2. List the five categories of stimuli that could cause an allergic reaction or an extreme allergic reaction

Chapter 21: Toxicology

1. Define toxicology, poison, toxin, and overdose
2. Identify the common signs and symptoms of poisoning or toxic exposure
3. Describe how poisons and toxins can enter the body
4. Describe the assessment and treatment of a patient with a suspected poisoning or toxic exposure

Chapter 22: Psychiatric Emergencies

1. Discuss the myths and realities concerning psychiatric emergencies
2. Discuss general factors that can cause altercation in a patient's behavior
3. Define a behavioral crisis
4. Explain special consideration for assessing and managing a behavioral crisis or psychiatric emergency

Chapter 23: Gynecologic Emergencies

1. Describe the anatomy and physiology of the female reproductive system, include the developmental changes that occur during puberty and menopause
2. List three common examples of gynecologic emergencies; include the causes, risk factors, assessment findings, and patient management considerations

Chapter 24: Trauma Overview

1. Define the terms mechanism of injury MOI, blunt trauma, and penetrating trauma
2. Explain the major components of trauma patient assessment; include considerations related to whether the method of injury was significant or nonsignificant
3. Explain a general overview of multisystem trauma patient management

Chapter 25: Bleeding

1. Describe the general structure of the circulatory system and function of its parts, including the heart, arteries, veins, and capillaries
2. Explain the significance of bleeding caused by blunt force trauma, including the importance of perfusion
3. Discuss hypovolemic shock as a result of bleeding, including the signs of shock
4. Identify the signs and symptoms of internal bleeding

Chapter 26: Soft Tissue Injuries

1. Describe the anatomy of the skin; include the layers of the skin
2. Know the major functions of the skin
3. Name the three types of soft-tissue injuries
4. Explain patient assessment of closed and open injuries

Chapter 27: Face and neck Injuries

1. Describe the anatomy and physiology of the head, face and neck
2. Describe the factors that may cause the obstruction of the upper airway following a facial injury
3. Discuss the different types of facial injuries and patient care considerations related to each one
4. Explain emergency medical care of a patient with soft tissue wounds of the face and neck

Chapter 28: Head and Spine Injuries

1. Describe the anatomy and physiology of the nervous system
2. Explain the function of the somatic and autonomic nervous systems
3. Define traumatic brain injury

Chapter 29: Chest Injuries

1. Explain the mechanics of ventilation in relation to chest injuries
2. Describe the difference between an open and closed chest injury

Chapter 30: Abdominal and Genitourinary Injuries

1. Describe the anatomy and physiology of the abdomen; include an explanation of abdominal all quadrants and boundaries and the difference between hollow and solid organs.
2. Describe some special considerations related to the care of pediatric patients and geriatric patients who have experienced abdominal trauma.

Chapter 31: Orthopedic Injuries

1. Describe the anatomy and physiology of the musculoskeletal system
2. Name the four mechanisms of injury
3. Describe the different types of musculoskeletal injuries, including fractures, dislocations, amputations, sprains, and strains

Chapter 32: Environmental Emergencies

1. Identify the four factors that affect how a person deals with exposure to a cold or hot environment
2. Describe the four general stages of hypothermia
3. Describe local cold injuries and their underlying causes
4. Describe the three emergencies that are caused by heat exposure, including their risk factors, signs, and symptoms

Chapter 33: Obstetrics and neonatal Care

1. Identify the anatomy and physiology of the female reproductive system.
2. Explain the normal changes that occur in the body during pregnancy
3. Discuss the need to consider two patients – the woman and the unborn fetus – when treating a pregnant trauma patient

Chapter 34: Pediatric Emergencies

1. Explain some of the challenges inherent in providing emergency care to pediatric patients and why effective communication with both the patient and his or her family members is critical to a successful outcome
2. Discuss the physical and cognitive developmental stages of an infant, including health risks, signs that may indicate illness, and patient assessment

Chapter 35: Geriatric Emergencies

1. Define the term geriatrics
2. Recognize some of the special aspects of the lives of older people
3. Describe the common complaints and the leading causes of death in older people
4. Discuss the effect of aging on behavioral emergencies

Chapter 36: Patients with Special Challenges

1. Give examples of patients with special challenges EMT's may encounter during a medical emergency.
2. Explain the special patient care considerations required when providing emergency medical care to patients with intellectual disabilities,

Chapter 37: Transport Operations

1. List the nine phases of an ambulance call; include examples of key tasks EMTs perform during each phase
2. List the minimum dispatch information required by EMTs
3. Discuss the specific considerations required to ensure scene safety; include personal safety, patient safety, and traffic control

Chapter 38: Vehicle Extrication and Special Rescue

1. Explain the responsibilities of an EMT in patient rescue and vehicle extrication
2. Discuss how to ensure safety at the scene of a rescue incident, including scene size-up and the selection for the proper personal protective equipment and additional necessary gear
3. Discuss the terms extrication and entrapment

Chapter 39: Incident Management

1. Describe the purpose of the National Incident Management System and its major components and its organizational structure
2. Explain the role of the EMS response within the ICS

Chapter 40: Terrorism Response and Disaster Management

1. Define international terrorism and domestic terrorism include examples of incidents that have been caused by each one
2. Name four differently types of goals that commonly motivate terrorist groups to carry out terrorist attacks.
3. List three categories of biologic agents, their routes of exposure, effects on the patient, and patient care

Chapter 41: The Team Approach to Healthcare

1. Define a continuum of care
2. List the five essential elements of a group
3. Explain the advantages of a team over a group; include the advantages of regularly training and practicing together
4. List the five essential elements of a team