

SCHOOL PERFORMANCE FACT SHEET
CALENDAR YEARS 2018 & 2019

**Associate of Arts in Christian
Studies – 95 Quarter Units (2 years)**

On-Time Completion Rates (Graduation Rates)

Includes data for the two calendar years prior to reporting.

Calendar Year	Number of Students Who Began the Program	Students Available for Graduation	Number of On-Time Graduates	On-Time Completion Rate
2018	4	4	1	25%
2019	0	0	0	0%

Student's Initials: _____ Date: _____

Initial only after you have had sufficient time to read and understand the information.

Job Placement Rates (includes data for the two calendar years prior to reporting)

Calendar Year	Number of Students Who Began Program	Number of Graduates	Graduates Available for Employment	Graduates Employed in the Field	Placement Rate % Employed in the Field
2018	4	5	4	0	0%
2019	0	0	0	0	0%

You may obtain from the institution a list of the employment positions determined to be in the field for which a student received education and training. This information can be found in the EPIC *Catalog*.

Gainfully Employed Categories (includes data for the two calendar years prior to reporting)

Part-Time vs. Full-Time Employment

Calendar Year	Graduate Employed in the Field 20-29 Hours Per Week	Graduates Employed in the Field at Least 30 Hours Per Week	Total Graduates Employed in the Field
2018	0	0	0
2019	0	0	0

Single Position vs. Concurrent Aggregated Position

Calendar Year	Graduates Employed in the Field in a Single Position	Graduates Employed in the Field in Concurrent Aggregated Positions	Total Graduates Employed in the Field
2018	0	0	0
2019	0	0	0

Self-Employed / Freelance Positions

Calendar Year	Graduates Employed who are Self-Employed or Working Freelance	Total Graduates Employed in the Field
2018	0	0
2019	0	0

Institutional Employment

Calendar Year	Graduates Employed in the Field who are Employed by the Institution, an Employer Owned by the Institution, or an Employer who Shares Ownership with the Institution.	Total Graduates Employed in the Field
2018	0	0
2019	0	0

Student's Initials: _____ Date: _____

Initial only after you have had sufficient time to read and understand the information.

License Examination Passage Rates (includes data for the two calendar years prior to reporting)

This program does not require a State license or exam.

First Available Exam Date	Date Exam Results Announced	Number of Graduates in Calendar Year	Number of Graduates Taking Exam	Number Who Passed Exam	Number Who Failed Exam	Passage Rate
	NA					
	NA					
	NA					
	NA					

Licensure examination passage data is not available for the state agency administering the examination. We are unable to collect data from graduates.

Student's Initials: _____ Date: _____

Initial only after you have had sufficient time to read and understand the information.

Salary and Wage Information (includes data for the two calendar years prior to reporting)

Annual salary and wages reported for graduates employed in the field.

Calendar Year	Graduates Available for Employment	Graduates Employed in Field	\$20,001 - \$25,000	\$35,001 - \$40,000	\$40,001 - \$45,000	\$45,001 - \$50,000	No Salary Information Reported
2018	4	0					0
2019	0	0					0

A list of sources used to substantiate salary disclosures is available from the school. (Contact an Academic Advisor.)

Student's Initials: _____ Date: _____

Initial only after you have had sufficient time to read and understand the information.

Cost of Educational Program

Total charges for the program (tuition, fees, estimated for books) for students completing on-time in 2018: \$18,200.00.
Additional charges may be incurred if the program is not completed on-time.

Total charges for the program (tuition, fees, estimated for books) for students completing on-time in 2019: \$18,200.00.
Additional charges may be incurred if the program is not completed on-time.

Student's Initials: _____ Date: _____

Initial only after you have had sufficient time to read and understand the information.

Federal Student Loan Debt

Calendar Year(s)	Most recent three year cohort default rate, as reported by the United State Department of Education. ¹	The percentage of enrolled students in 2018/19 receiving federal student loans to pay for this program.	The percentage of graduates in 2018/19 who took out federal student loans to pay for this program.	The average amount of federal student loan debt of 2018/19 graduates who took out federal student loans at this institution.
2018	18%	47%	66%	\$38,020
2019	20.4%	47%	65%	\$38.020

¹The percentage of students who defaulted on their federal student loans is called the Cohort Default Rate (CDR). It shows the percentage of this school's students who were more than 270 days (9 months) behind on their federal student loans within three years of when the first payment was due. This is the most recent CDR reported by the U.S. Department of Education.



EPIC Bible College & Graduate School
4330 Auburn Blvd., Sacramento, CA 95841 | 916-348-4689 | EPIC.EDU

Student's Initials: _____ Date: _____

Initial only after you have had sufficient time to read and understand the information.

This fact sheet is filed with the Bureau for Private Postsecondary Education. Regardless of any information you may have relating to completion rates, placement rates, starting salaries, or license exam passage rates, this fact sheet contains the information as calculated pursuant to state law.

Any questions a student may have regarding this fact sheet that have not been satisfactorily answered by the institution may be directed to the Bureau for Private Postsecondary Education at 2535 Capitol Oaks Drive, Suite 400, Sacramento, CA 95833, www.bppe.ca.gov, toll-free telephone number (888) 370-7589 or by fax (916) 263-1897.

Student Name - Print

Student Signature

Date

School Official

Date

Definitions

- ▣ "Number of Students Who Began the Program" means the number of students who began a program who were scheduled to complete the program within 100% of the published program length within the reporting calendar year and excludes all students who cancelled during the cancellation period.
- ▣ "Students Available for Graduation" is the number of students who began the program minus the number of students who have died, been incarcerated, or been called to active military duty.
- ▣ "Number of On-time Graduates" is the number of students who completed the program within 100% of the published program length within the reporting calendar year.
- ▣ "On-time Completion Rate" is the number of on-time graduates divided by the number of students available for graduation.
- ▣ "150% Graduates" is the number of students who completed the program within 150% of the program length (includes on-time graduates).
- ▣ "150% Completion Rate" is the number of students who completed the program in the reported calendar year within 150% of the published program length, including on-time graduates, divided by the number of students available for graduation.
- ▣ "Graduates Available for Employment" means the number of graduates minus the number of graduates unavailable for employment.
- ▣ "Graduates Unavailable for Employment" means the graduates who, after graduation, die, become incarcerated, are called to active military duty, are international students that leave the United States or do not have a visa allowing employment in the United States, or are continuing their education in an accredited or bureau-approved postsecondary institution.
- ▣ "Graduates Employed in the Field" means graduates who beginning within six months after a student completes the applicable educational program are gainfully employed, whose employment has been reported, and for whom the institution has documented verification of employment. For occupations for which the state requires passing an examination, the six months period begins after the announcement of the examination results for the first examination available after a student completes an applicable educational program.
- ▣ "Placement Rate Employed in the Field" is calculated by dividing the number of graduates gainfully employed in the field by the number of graduates available for employment.
- ▣ "Number of Graduates Taking Exam" is the number of graduates who took the first available exam in the reported calendar year
- ▣ "First Available Exam Date" is the date for the first available exam after a student completed a program.
- ▣ "Passage Rate" is calculated by dividing the number of graduates who passed the exam by the number of graduates who took the reported licensing exam.
- ▣ "Number Who Passed First Available Exam" is the number of graduates who took and passed the first available licensing exam after completing the program.
- ▣ "Salary" is as reported by graduate or graduate's employer.
- ▣ "No Salary Information Reported" is the number of graduates for whom, after making reasonable attempts, the school was not able to obtain salary information.



EPIC Bible College & Graduate School
4330 Auburn Blvd., Sacramento, CA 95841 | 916-348-4689 | EPIC.EDU

STUDENT'S RIGHT TO CANCEL

☐ Start Date: _____. End Date: _____.

The student has a right to cancel or change this Financial Agreement and obtain a refund of charges under the following provisions. The student must fill out the **Change of Status Form** to cancel or change this Financial Agreement and deliver it to the college either in person or by certified mail prior to the appropriate deadlines. Refund or credit of all charges and fees, except application fee and registration fee, will apply upon full withdrawal and notification prior to the first day of class. In addition, the student may drop a class after the first session and receive a pro-rated refund or credit to their account for the unused portion of the tuition, all fees will be applicable. ***The student may NOT drop a class after the second session.*** A student may withdraw completely from EPIC Bible College and Graduate School after instruction has begun through the end of the fourth week of class (60%) and receive a pro-rated refund or credit to their account of the unused portion of tuition, all fees will be applicable. For example, if the student is enrolled in only one 4-unit course and completes 16 hours of the 40-hour/4-unit course and paid \$996.00 tuition, then withdraws at the end of the fourth week, \$332.00 will be refunded or credited to the student's account. **In order to receive a refund a student must provide written notice to the Director of Records at EPIC Bible College and Graduate School, 4330 Auburn Blvd., Sacramento, CA 95841.** Pro-ration will be based on the date that EPIC receives the written request or the date on the certified mail. Refunds shall be paid upon written request within 30 days of cancellation. Any balance still owing by the student will be due and payable at the time of withdrawal. If the college cancels or discontinues a course or educational program, the college will make a full refund or credit of all charges related to that course, including fees and books.

If a student has received Federal Student Financial Aid funds, the student is entitled to a refund of moneys not paid from the Federal Student Financial Aid program funds.

If the student obtains a loan to pay for an educational program, the student will have the responsibility to repay the full amount of the loan plus interest, less the amount of any refund.

If a student is eligible for a loan guaranteed by the federal or state government and the student defaults on the loan, both of the following may occur:

1. The federal or state government or a loan guarantee agency may take action against the student, including applying any income tax refund to which the person is entitled, to reduce the balance owed on the loan.
2. The student may not be eligible for any other government financial assistance at another institution until the loan is repaid.

I understand EPIC Bible College's Student's Right to Cancel policy as explained above.

Student's Initials: _____ Date: _____

Initial only after you have had sufficient time to read and understand the information

SCHOOL PERFORMANCE FACT SHEET
CALENDAR YEARS 2018 & 2019

**Associate of Arts in Ministerial
Studies – 95 Quarter Units (2 years)**

On-Time Completion Rates (Graduation Rates)

Includes data for the two calendar years prior to reporting.

Calendar Year	Number of Students Who Began the Program	Students Available for Graduation	Number of On-Time Graduates	On-Time Completion Rate
2018	30	30	0	0%
2019	29	29	1	3%

Student's Initials: _____ Date: _____

Initial only after you have had sufficient time to read and understand the information.

Job Placement Rates (includes data for the two calendar years prior to reporting)

Calendar Year	Number of Students Who Began Program	Number of Graduates	Graduates Available for Employment	Graduates Employed in the Field	Placement Rate % Employed in the Field
2018	30	18	10	0	0
2019	29	1	0	0	0

You may obtain from the institution a list of the employment positions determined to be in the field for which a student received education and training. This information can be found in the EPIC *Catalog*.

Gainfully Employed Categories (includes data for the two calendar years prior to reporting)

Part-Time vs. Full-Time Employment

Calendar Year	Graduate Employed in the Field 20-29 Hours Per Week	Graduates Employed in the Field at Least 30 Hours Per Week	Total Graduates Employed in the Field
2018	0	0	0
2019	0	0	0

Single Position vs. Concurrent Aggregated Position

Calendar Year	Graduates Employed in the Field in a Single Position	Graduates Employed in the Field in Concurrent Aggregated Positions	Total Graduates Employed in the Field
2018	0	0	0
2019	0	0	0

Self-Employed / Freelance Positions

Calendar Year	Graduates Employed who are Self-Employed or Working Freelance	Total Graduates Employed in the Field
2018	0	0
2019	0	0

Institutional Employment

Calendar Year	Graduates Employed in the Field who are Employed by the Institution, an Employer Owned by the Institution, or an Employer who Shares Ownership with the Institution.	Total Graduates Employed in the Field
2018	0	0
2019	0	0

Student's Initials: _____ Date: _____

Initial only after you have had sufficient time to read and understand the information.

License Examination Passage Rates (includes data for the two calendar years prior to reporting)

The program does not require a State license or exam.

First Available Exam Date	Date Exam Results Announced	Number of Graduates in Calendar Year	Number of Graduates Taking Exam	Number Who Passed Exam	Number Who Failed Exam	Passage Rate
	NA					
	NA					
	NA					
	NA					

Licensure examination passage data is not available for the state agency administering the examination. We are unable to collect data from graduates.

Student's Initials: _____ Date: _____

Initial only after you have had sufficient time to read and understand the information.

Salary and Wage Information (includes data for the two calendar years prior to reporting)

Annual salary and wages reported for graduates employed in the field.

Calendar Year	Graduates Available for Employment	Graduates Employed in Field	\$20,001 - \$25,000	\$35,001 - \$40,000	\$40,001 - \$45,000	\$45,001 - \$50,000	No Salary Information Reported
2018	10	0					0
2019	0	0					0

A list of sources used to substantiate salary disclosures is available from the school. (Contact an Academic Advisor.)

Student's Initials: _____ Date: _____

Initial only after you have had sufficient time to read and understand the information.

Cost of Educational Program

Total charges for the program (tuition, fees, estimated for books) for students completing on-time in 2018: \$25,065.00.
Additional charges may be incurred if the program is not completed on-time.

Total charges for the program (tuition, fees, estimated for books) for students completing on-time in 2019: \$25,065.00.
Additional charges may be incurred if the program is not completed on-time.


Student's Initials: _____ Date: _____

Initial only after you have had sufficient time to read and understand the information.

Federal Student Loan Debt

Calendar Year(s)	Most recent three year cohort default rate, as reported by the United State Department of Education. ¹	The percentage of enrolled students in 2018/19 receiving federal student loans to pay for this program.	The percentage of graduates in 2018/19 who took out federal student loans to pay for this program.	The average amount of federal student loan debt of 2018/19 graduates who took out federal student loans at this institution.
2018	18%	47%	66%	\$38,020
2019	20.4%	47%	65%	\$38.020

¹The percentage of students who defaulted on their federal student loans is called the Cohort Default Rate (CDR). It shows the percentage of this school's students who were more than 270 days (9 months) behind on their federal student loans within three years of when the first payment was due. This is the most recent CDR reported by the U.S. Department of Education



EPIC Bible College & Graduate School
4330 Auburn Blvd., Sacramento, CA 95841 | 916-348-4689 | EPIC.EDU

Student's Initials: _____ Date: _____

Initial only after you have had sufficient time to read and understand the information.

This fact sheet is filed with the Bureau for Private Postsecondary Education. Regardless of any information you may have relating to completion rates, placement rates, starting salaries, or license exam passage rates, this fact sheet contains the information as calculated pursuant to state law.

Any questions a student may have regarding this fact sheet that have not been satisfactorily answered by the institution may be directed to the Bureau for Private Postsecondary Education at 2535 Capitol Oaks Drive, Suite 400, Sacramento, CA 95833, www.bppe.ca.gov, toll-free telephone number (888) 370-7589 or by fax (916) 263-1897.


Student Name - Print

Student Signature

Date

School Official


Date



EPIC Bible College & Graduate School
4330 Auburn Blvd., Sacramento, CA 95841 | 916-348-4689 | EPIC.EDU

Definitions

- ▣ "Number of Students Who Began the Program" means the number of students who began a program who were scheduled to complete the program within 100% of the published program length within the reporting calendar year and excludes all students who cancelled during the cancellation period.
- ▣ "Students Available for Graduation" is the number of students who began the program minus the number of students who have died, been incarcerated, or been called to active military duty.
- ▣ "Number of On-time Graduates" is the number of students who completed the program within 100% of the published program length within the reporting calendar year.
- ▣ "On-time Completion Rate" is the number of on-time graduates divided by the number of students available for graduation.
- ▣ "150% Graduates" is the number of students who completed the program within 150% of the program length (includes on-time graduates).
- ▣ "150% Completion Rate" is the number of students who completed the program in the reported calendar year within 150% of the published program length, including on-time graduates, divided by the number of students available for graduation.
- ▣ "Graduates Available for Employment" means the number of graduates minus the number of graduates unavailable for employment.
- ▣ "Graduates Unavailable for Employment" means the graduates who, after graduation, die, become incarcerated, are called to active military duty, are international students that leave the United States or do not have a visa allowing employment in the United States, or are continuing their education in an accredited or bureau-approved postsecondary institution.
- ▣ "Graduates Employed in the Field" means graduates who beginning within six months after a student completes the applicable educational program are gainfully employed, whose employment has been reported, and for whom the institution has documented verification of employment. For occupations for which the state requires passing an examination, the six months period begins after the announcement of the examination results for the first examination available after a student completes an applicable educational program.
- ▣ "Placement Rate Employed in the Field" is calculated by dividing the number of graduates gainfully employed in the field by the number of graduates available for employment.
- ▣ "Number of Graduates Taking Exam" is the number of graduates who took the first available exam in the reported calendar year.
- ▣ "First Available Exam Date" is the date for the first available exam after a student completed a program.
- ▣ "Passage Rate" is calculated by dividing the number of graduates who passed the exam by the number of graduates who took the reported licensing exam.
- ▣ "Number Who Passed First Available Exam" is the number of graduates who took and passed the first available licensing exam after completing the program.
- ▣ "Salary" is as reported by graduate or graduate's employer.
- ▣ "No Salary Information Reported" is the number of graduates for whom, after making reasonable attempts, the school was not able to obtain salary information.



EPIC Bible College & Graduate School
4330 Auburn Blvd., Sacramento, CA 95841 | 916-348-4689 | EPIC.EDU

STUDENT'S RIGHT TO CANCEL

☐ Start Date: _____ End Date: _____

The student has a right to cancel or change this Financial Agreement and obtain a refund of charges under the following provisions. The student must fill out the **Change of Status Form** to cancel or change this Financial Agreement and deliver it to the college either in person or by certified mail prior to the appropriate deadlines. Refund or credit of all charges and fees, except application fee and registration fee, will apply upon full withdrawal and notification prior to the first day of class. In addition, the student may drop a class after the first session and receive a pro-rated refund or credit to their account for the unused portion of the tuition, all fees will be applicable. **The student may NOT drop a class after the second session.** A student may withdraw completely from EPIC Bible College and Graduate School after instruction has begun through the end of the fourth week of class (60%) and receive a pro-rated refund or credit to their account of the unused portion of tuition, all fees will be applicable. For example, if the student is enrolled in only one 4-unit course and completes 16 hours of the 40-hour/4-unit course and paid \$996.00 tuition, then withdraws at the end of the fourth week, \$332.00 will be refunded or credited to the student's account. **In order to receive a refund a student must provide written notice to the Director of Records at EPIC Bible College and Graduate School, 4330 Auburn Blvd., Sacramento, CA 95841.** Pro-ration will be based on the date that EPIC receives the written request or the date on the certified mail. Refunds shall be paid upon written request within 30 days of cancellation. Any balance still owing by the student will be due and payable at the time of withdrawal. If the college cancels or discontinues a course or educational program, the college will make a full refund or credit of all charges related to that course, including fees and books.

If a student has received Federal Student Financial Aid funds, the student is entitled to a refund of moneys not paid from the Federal Student Financial Aid program funds.

If the student obtains a loan to pay for an educational program, the student will have the responsibility to repay the full amount of the loan plus interest, less the amount of any refund.

If a student is eligible for a loan guaranteed by the federal or state government and the student defaults on the loan, both of the following may occur:

1. The federal or state government or a loan guarantee agency may take action against the student, including applying any income tax refund to which the person is entitled, to reduce the balance owed on the loan.
2. The student may not be eligible for any other government financial assistance at another institution until the loan is repaid.

I understand EPIC Bible College's Student's Right to Cancel policy as explained above.

Student's Initials: _____ Date: _____

Initial only after you have had sufficient time to read and understand the information

SCHOOL PERFORMANCE FACT SHEET
CALENDAR YEARS 2018 & 2019

Bachelor of Arts in Ministerial Studies
199 Quarter Units (4 years)

On-Time Completion Rates (Graduation Rates)

Includes data for the two calendar years prior to reporting.

Calendar Year	Number of Students Who Began the Program	Students Available for Graduation	Number of On-Time Graduates	On-Time Completion Rate
2018	50	50	1	2%
2019	46	46	1	2%

Student's Initials: _____ Date: _____

Initial only after you have had sufficient time to read and understand the information.

Students Completing Within 150% of the Published Program Length

Calendar Year* **	Number of Students Who Began the Program	Students Available for Graduation	150% Graduates	150% Completion Rate
2016	24	24	1	4%
2017	83	83	1	1%
2018	50	50	3	6%
2019	46	46	1	2%

**Included if the program is more than one year in length.

Student's Initials: _____ Date: _____

Initial only after you have had sufficient time to read and understand the information.

Job Placement Rates (includes data for the two calendar years prior to reporting)

Calendar Year	Number of Students Who Began Program	Number of Graduates	Graduates Available for Employment	Graduates Employed in the Field	Placement Rate % Employed in the Field
2018	50	4	4	0	0%
2019	46	1	0	0	0%

You may obtain from the institution a list of the employment positions determined to be in the field for which a student received education and training. This information can be found in the EPIC *Catalog*.

Gainfully Employed Categories (includes data for the two calendar years prior to reporting)

Part-Time vs. Full-Time Employment

Calendar Year	Graduate Employed in the Field 20-29 Hours Per Week	Graduates Employed in the Field at Least 30 Hours Per Week	Total Graduates Employed in the Field
2018	0	0	0
2019	0	0	0

Single Position vs. Concurrent Aggregated Position

Calendar Year	Graduates Employed in the Field in a Single Position	Graduates Employed in the Field in Concurrent Aggregated Positions	Total Graduates Employed in the Field
2018	0	0	0
2019	0	0	0

Self-Employed / Freelance Positions

Calendar Year	Graduates Employed who are Self-Employed or Working Freelance	Total Graduates Employed in the Field
2018	0	0
2019	0	0

Institutional Employment

Calendar Year	Graduates Employed in the Field who are Employed by the Institution, an Employer Owned by the Institution, or an Employer who Shares Ownership with the Institution.	Total Graduates Employed in the Field
2018	0	0
2019	0	0

Student's Initials: _____ Date: _____

Initial only after you have had sufficient time to read and understand the information.

License Examination Passage Rates (includes data for the two calendar years prior to reporting)

This program does not lead a state license or exam.

First Available Exam Date	Date Exam Results Announced	Number of Graduates in Calendar Year	Number of Graduates Taking Exam	Number Who Passed Exam	Number Who Failed Exam	Passage Rate
	NA					
	NA					
	NA					
	NA					

Licensure examination passage data is not available for the state agency administering the examination. We are unable to collect data from graduates.

Student's Initials: _____ Date: _____

Initial only after you have had sufficient time to read and understand the information.



EPIC Bible College & Graduate School
4330 Auburn Blvd., Sacramento, CA 95841 | 916-348-4689 | EPIC.EDU

Salary and Wage Information (includes data for the two calendar years prior to reporting)

Annual salary and wages reported for graduates employed in the field.

Calendar Year	Graduates Available for Employment	Graduates Employed in Field	\$20,001 - \$25,000	\$35,001 \$40,000	\$40,001 \$45,000	\$45,001 \$50,000	No Salary Information Reported
2018	4	0					0
2019	0	0					0

A list of sources used to substantiate salary disclosures is available from the school. (Contact an Academic Advisor.)

Student's Initials: _____ Date: _____

Initial only after you have had sufficient time to read and understand the information.

Cost of Educational Program

Total charges for the program (tuition, fees, books) for students completing on-time in 2018: \$47,649.00. Additional charges may be incurred if the program is not completed on-time.

Total charges for the program (tuition, fees, books) for students completing on-time in 2019: \$47,649.00. Additional charges may be incurred if the program is not completed on-time.

Student's Initials: _____ Date: _____

Initial only after you have had sufficient time to read and understand the information.

Federal Student Loan Debt

Calendar Year(s)	Most recent three year cohort default rate, as reported by the United State Department of Education. ¹	The percentage of enrolled students in 2018/19 receiving federal student loans to pay for this program.	The percentage of graduates in 2018/19 who took out federal student loans to pay for this program.	The average amount of federal student loan debt of 2018/19 graduates who took out federal student loans at this institution.
2018	18%	47%	66%	\$38,020
2019	20.4%	47%	67%	\$38,020

¹The percentage of students who defaulted on their federal student loans is called the Cohort Default Rate (CDR). It shows the percentage of this school's students who were more than 270 days (9 months) behind on their federal student loans within three years of when the first payment was due. This is the most recent CDR reported by the U.S. Department of Education.



EPIC Bible College & Graduate School
4330 Auburn Blvd., Sacramento, CA 95841 | 916-348-4689 | EPIC.EDU

Student's Initials: _____ Date: _____

Initial only after you have had sufficient time to read and understand the information.

This fact sheet is filed with the Bureau for Private Postsecondary Education. Regardless of any information you may have relating to completion rates, placement rates, starting salaries, or license exam passage rates, this fact sheet contains the information as calculated pursuant to state law.

Any questions a student may have regarding this fact sheet that have not been satisfactorily answered by the institution may be directed to the Bureau for Private Postsecondary Education at 1747 North Market Street, Suite 225, Sacramento, CA 95834, www.bppe.ca.gov, toll-free telephone number (888) 370-7589 or by fax (916) 263-1897.

Student Name - Print

Student Signature

Date

School Official

Date

Definitions

- ▣ "Number of Students Who Began the Program" means the number of students who began a program who were scheduled to complete the program within 100% of the published program length within the reporting calendar year and excludes all students who cancelled during the cancellation period.
- ▣ "Students Available for Graduation" is the number of students who began the program minus the number of students who have died, been incarcerated, or been called to active military duty.
- ▣ "Number of On-time Graduates" is the number of students who completed the program within 100% of the published program length within the reporting calendar year.
- ▣ "On-time Completion Rate" is the number of on-time graduates divided by the number of students available for graduation.
- ▣ "150% Graduates" is the number of students who completed the program within 150% of the program length (includes on-time graduates).
- ▣ "150% Completion Rate" is the number of students who completed the program in the reported calendar year within 150% of the published program length, including on-time graduates, divided by the number of students available for graduation.
- ▣ "Graduates Available for Employment" means the number of graduates minus the number of graduates unavailable for employment.
- ▣ "Graduates Unavailable for Employment" means the graduates who, after graduation, die, become incarcerated, are called to active military duty, are international students that leave the United States or do not have a visa allowing employment in the United States, or are continuing their education in an accredited or bureau-approved postsecondary institution.
- ▣ "Graduates Employed in the Field" means graduates who beginning within six months after a student completes the applicable educational program are gainfully employed, whose employment has been reported, and for whom the institution has documented verification of employment. For occupations for which the state requires passing an examination, the six months period begins after the announcement of the examination results for the first examination available after a student completes an applicable educational program.
- ▣ "Placement Rate Employed in the Field" is calculated by dividing the number of graduates gainfully employed in the field by the number of graduates available for employment.
- ▣ "Number of Graduates Taking Exam" is the number of graduates who took the first available exam in the reported calendar year.
- ▣ "First Available Exam Date" is the date for the first available exam after a student completed a program.
- ▣ "Passage Rate" is calculated by dividing the number of graduates who passed the exam by the number of graduates who took the reported licensing exam.
- ▣ "Number Who Passed First Available Exam" is the number of graduates who took and passed the first available licensing exam after completing the program.
- ▣ "Salary" is as reported by graduate or graduate's employer.
- ▣ "No Salary Information Reported" is the number of graduates for whom, after making reasonable attempts, the school was not able to obtain salary information.



EPIC Bible College 4330 Auburn Blvd.,
Sacramento, CA 95841 | 916-348-4689 | EPIC.EDU

STUDENT'S RIGHT TO CANCEL

☐ Start Date: _____ End Date: _____

The student has a right to cancel or change this Financial Agreement and obtain a refund of charges under the following provisions. The student must fill out the **Change of Status Form** to cancel or change this Financial Agreement and deliver it to the college either in person or by certified mail prior to the appropriate deadlines. Refund or credit of all charges and fees, except application fee and registration fee, will apply upon full withdrawal and notification prior to the first day of class. In addition, the student may drop a class after the first session and receive a pro-rated refund or credit to their account for the unused portion of the tuition, all fees will be applicable. ***The student may NOT drop a class after the second session.*** A student may withdraw completely from EPIC Bible College and Graduate School after instruction has begun through the end of the fourth week of class (60%) and receive a pro-rated refund or credit to their account of the unused portion of tuition, all fees will be applicable. For example, if the student is enrolled in only one 4-unit course and completes 16 hours of the 40-hour/4-unit course and paid \$996.00 tuition, then withdraws at the end of the fourth week, \$332.00 will be refunded or credited to the student's account. **In order to receive a refund a student must provide written notice to the Director of Records at EPIC Bible College and Graduate School, 4330 Auburn Blvd., Sacramento, CA 95841. Pro-ration will be based on the date that EPIC receives the written request or the date on the certified mail.** Refunds shall be paid upon written request within 30 days of cancellation. Any balance still owing by the student will be due and payable at the time of withdrawal. If the college cancels or discontinues a course or educational program, the college will make a full refund or credit of all charges related to that course, including fees and books.

If a student has received Federal Student Financial Aid funds, the student is entitled to a refund of moneys not paid from the Federal Student Financial Aid program funds.

If the student obtains a loan to pay for an educational program, the student will have the responsibility to repay the full amount of the loan plus interest, less the amount of any refund.

If a student is eligible for a loan guaranteed by the federal or state government and the student defaults on the loan, both of the following may occur:

1. The federal or state government or a loan guarantee agency may take action against the student, including applying any income tax refund to which the person is entitled, to reduce the balance owed on the loan.
2. The student may not be eligible for any other government financial assistance at another institution until the loan is repaid.

I understand EPIC Bible College's Student's Right to Cancel policy as explained above.

Student's Initials: _____ Date: _____

Initial only after you have had sufficient time to read and understand the information

SCHOOL PERFORMANCE FACT SHEET
CALENDAR YEARS 2018 & 2019

Master of Arts in Biblical Studies
48 Graduate Quarter Units (1 year)

On-Time Completion Rates (Graduation Rates)

Includes data for the two calendar years prior to reporting.

Calendar Year	Number of Students Who Began the Program	Students Available for Graduation	Number of On-Time Graduates	On-Time Completion Rate
2018	12	12	0	0%
2019	9	9	2	22%

Student's Initials: _____ Date: _____

Initial only after you have had sufficient time to read and understand the information.

Job Placement Rates (includes data for the two calendar years prior to reporting)

Calendar Year	Number of Students Who Began Program	Number of Graduates	Graduates Available for Employment	Graduates Employed in the Field	Placement Rate % Employed in the Field
2018	12	1	0	0	0
2019	9	2	1	0	0

You may obtain from the institution a list of the employment positions determined to be in the field for which a student received education and training. [\(Contact EPIC Admissions or speak with an Academic Advisor.\)](#)

Gainfully Employed Categories (includes data for the two calendar years prior to reporting)

Part-Time vs. Full-Time Employment


Calendar Year	Graduate Employed in the Field 20-29 Hours Per Week	Graduates Employed in the Field at Least 30 Hours Per Week	Total Graduates Employed in the Field
2018	0	0	0
2019	0	0	0

Single Position vs. Concurrent Aggregated Position

Calendar Year	Graduates Employed in the Field in a Single Position	Graduates Employed in the Field in Concurrent Aggregated Positions	Total Graduates Employed in the Field
2018	0	0	0
2019	0	0	0

Self-Employed / Freelance Positions

Calendar Year	Graduates Employed who are Self-Employed or Working Freelance	Total Graduates Employed in the Field
2018	0	0
2019	0	0



EPIC Bible College & Graduate School
4330 Auburn Blvd., Sacramento, CA 95841 | 916-348-4689 | EPIC.EDU

Institutional Employment

Calendar Year	Graduates Employed in the Field who are Employed by the Institution, an Employer Owned by the Institution, or an Employer who Shares Ownership with the Institution.	Total Graduates Employed in the Field
2018	0	0
2019	0	0

Student's Initials: _____ Date: _____

Initial only after you have had sufficient time to read and understand the information.

License Examination Passage Rates (includes data for the two calendar years prior to reporting)

This program does not require State license or exam.

First Available Exam Date	Date Exam Results Announced	Number of Graduates in Calendar Year	Number of Graduates Taking Exam	Number Who Passed Exam	Number Who Failed Exam	Passage Rate
	NA					
	NA					
	NA					
	NA					

Licensure examination passage data is not available for the state agency administering the examination. We are unable to collect data from graduates.

Student's Initials: _____ Date: _____

Initial only after you have had sufficient time to read and understand the information.



EPIC Bible College & Graduate School
4330 Auburn Blvd., Sacramento, CA 95841 | 916-348-4689 | EPIC.EDU

Salary and Wage Information (includes data for the two calendar years prior to reporting)

Annual salary and wages reported for graduates employed in the field.

Calendar Year	Graduates Available for Employment	Graduates Employed in Field	\$20,001 - \$25,000	\$35,001 - \$40,000	\$40,001 - \$45,000	\$45,001 - \$50,000	No Salary Information Reported
2018	0	0					0
2019	1	0					0

A list of sources used to substantiate salary disclosures is available from the school. (Contact Admissions or an Academic Advisor.)

Student's Initials: _____ Date: _____

Initial only after you have had sufficient time to read and understand the information.

Cost of Educational Program

Total charges for the program (tuition, fees, estimated for books) for students completing on-time in 2018: \$15,612. Additional charges may be incurred if the program is not completed on-time.

Total charges for the program (tuition, fees, estimated for books) for students completing on-time in 2019: \$15,612. Additional charges may be incurred if the program is not completed on-time. There were no increased in tuition and/or fees from 2018.

Student's Initials: _____ Date: _____

Initial only after you have had sufficient time to read and understand the information.

Federal Student Loan Debt

Calendar Year(s)	Most recent three year cohort default rate, as reported by the United State Department of Education. ¹	The percentage of enrolled students in 2017/18 receiving federal student loans to pay for this program.	The percentage of graduates in 2017/18 who took out federal student loans to pay for this program.	The average amount of federal student loan debt of 2017/18 graduates who took out federal student loans at this institution.
2018	18%	100%	100%	\$18,781
2019	20.4%	47%	67%	\$38,020

¹The percentage of students who defaulted on their federal student loans is called the Cohort Default Rate (CDR). It shows the percentage of this school's students who were more than 270 days (9 months) behind on their federal student loans within three years of when the first payment was due. This is the most recent CDR reported by the U.S. Department of Education.



EPIC Bible College & Graduate School
4330 Auburn Blvd., Sacramento, CA 95841 | 916-348-4689 | EPIC.EDU

Student's Initials: _____ **Date:** _____

Initial only after you have had sufficient time to read and understand the information.

This fact sheet is filed with the Bureau for Private Postsecondary Education. Regardless of any information you may have relating to completion rates, placement rates, starting salaries, or license exam passage rates, this fact sheet contains the information as calculated pursuant to state law.

Any questions a student may have regarding this fact sheet that have not been satisfactorily answered by the institution may be directed to the Bureau for Private Postsecondary Education at 1747 North Market Street, Suite 225, Sacramento, CA 95834, toll-free telephone number (888) 370-7589 or by fax (916) 263-1897.

Student Name - Print

Student Signature


Date

School Official

Date

Definitions

- ▣ "Number of Students Who Began the Program" means the number of students who began a program who were scheduled to complete the program within 100% of the published program length within the reporting calendar year and excludes all students who cancelled during the cancellation period.
- ▣ "Students Available for Graduation" is the number of students who began the program minus the number of students who have died, been incarcerated, or been called to active military duty.
- ▣ "Number of On-time Graduates" is the number of students who completed the program within 100% of the published program length within the reporting calendar year.
- ▣ "On-time Completion Rate" is the number of on-time graduates divided by the number of students available for graduation.
- ▣ "150% Graduates" is the number of students who completed the program within 150% of the program length (includes on-time graduates).
- ▣ "150% Completion Rate" is the number of students who completed the program in the reported calendar year within 150% of the published program length, including on-time graduates, divided by the number of students available for graduation.
- ▣ "Graduates Available for Employment" means the number of graduates minus the number of graduates unavailable for employment.
- ▣ "Graduates Unavailable for Employment" means the graduates who, after graduation, die, become incarcerated, are called to active military duty, are international students that leave the United States or do not have a visa allowing employment in the United States, or are continuing their education in an accredited or bureau-approved postsecondary institution.
- ▣ "Graduates Employed in the Field" means graduates who beginning within six months after a student completes the applicable educational program are gainfully employed, whose employment has been reported, and for whom the institution has documented verification of employment. For occupations for which the state requires passing an examination, the six months period begins after the announcement of the examination results for the first examination available after a student completes an applicable educational program.
- ▣ "Placement Rate Employed in the Field" is calculated by dividing the number of graduates gainfully employed in the field by the number of graduates available for employment.
- ▣ "Number of Graduates Taking Exam" is the number of graduates who took the first available exam in the reported calendar year.
- ▣ "First Available Exam Date" is the date for the first available exam after a student completed a program.
- ▣ "Passage Rate" is calculated by dividing the number of graduates who passed the exam by the number of graduates who took the reported licensing exam.
- ▣ "Number Who Passed First Available Exam" is the number of graduates who took and passed the first available licensing exam after completing the program.
- ▣ "Salary" is as reported by graduate or graduate's employer.
- ▣ "No Salary Information Reported" is the number of graduates for whom, after making reasonable attempts, the school was not able to obtain salary information.



EPIC Bible College & Graduate School

330 Auburn Blvd., Sacramento, CA 95841 | 916-348-4689 | EPIC.EDU

STUDENT'S RIGHT TO CANCEL

☐ Start Date: _____. End Date: _____.

The student has a right to cancel or change this Financial Agreement and obtain a refund of charges under the following provisions. The student must fill out the **Change of Status Form** to cancel or change this Financial Agreement and deliver it to the college either in person or by certified mail prior to the appropriate deadlines. Refund or credit of all charges and fees, except application fee and registration fee, will apply upon full withdrawal and notification prior to the first day of class. In addition, the student may drop a class after the first session and receive a pro-rated refund or credit to their account for the unused portion of the tuition, all fees will be applicable. ***The student may NOT drop a class after the second session.*** A student may withdraw completely from EPIC Bible College and Graduate School after instruction has begun through the end of the fourth week of class (60%) and receive a pro-rated refund or credit to their account of the unused portion of tuition, all fees will be applicable. For example, if the student is enrolled in only one 4-unit course and completes 16 hours of the 40-hour/4-unit course and paid \$996.00 tuition, then withdraws at the end of the fourth week, \$332.00 will be refunded or credited to the student's account. **In order to receive a refund a student must provide written notice to the Director of Records at EPIC Bible College and Graduate School, 4330 Auburn Blvd., Sacramento, CA 95841. Pro-ration will be based on the date that EPIC receives the written request or the date on the certified mail.** Refunds shall be paid upon written request within 30 days of cancellation. Any balance still owing by the student will be due and payable at the time of withdrawal. If the college cancels or discontinues a course or educational program, the college will make a full refund or credit of all charges related to that course, including fees and books.

If a student has received Federal Student Financial Aid funds, the student is entitled to a refund of moneys not paid from the Federal Student Financial Aid program funds.

If the student obtains a loan to pay for an educational program, the student will have the responsibility to repay the full amount of the loan plus interest, less the amount of any refund.

If a student is eligible for a loan guaranteed by the federal or state government and the student defaults on the loan, both of the following may occur:

1. The federal or state government or a loan guarantee agency may take action against the student, including applying any income tax refund to which the person is entitled, to reduce the balance owed on the loan.
2. The student may not be eligible for any other government financial assistance at another institution until the loan is repaid.

I understand EPIC Bible College's Student's Right to Cancel policy as explained above.

Student's Initials: _____ Date: _____

Initial only after you have had sufficient time to read and understand the information



EPIC Bible College & Graduate School
4330 Auburn Blvd., Sacramento, CA 95841 | 916-348-4689 | EPIC.EDU

SCHOOL PERFORMANCE FACT SHEET
CALENDAR YEARS 2018 & 2019

Master of Arts in Christian Ministry
48 Graduate Quarter Units - One Year/4 Quarters

On-Time Completion Rates (Graduation Rates)

Includes data for the two calendar years prior to reporting.

Calendar Year	Number of Students Who Began the Program	Students Available for Graduation	Number of On-Time Graduates	On-Time Completion Rate
2018	0	0	0	0
2019	3	3	0	0%

Student's Initials: _____ Date: _____

Initial only after you have had sufficient time to read and understand the information.

Job Placement Rates (includes data for the two calendar years prior to reporting)

Calendar Year	Number of Students Who Began Program	Number of Graduates	Graduates Available for Employment	Graduates Employed in the Field	Placement Rate % Employed in the Field
2018	0	0	0	0	0
2019	3	0	0	0	0

You may obtain from the institution a list of the employment positions determined to be in the field for which a student received education and training. **(Contact Admissions or an Academic Advisor.)**



Gainfully Employed Categories (includes data for the two calendar years prior to reporting)

Part-Time vs. Full-Time Employment

Calendar Year	Graduate Employed in the Field 20-29 Hours Per Week	Graduates Employed in the Field at Least 30 Hours Per Week	Total Graduates Employed in the Field
2018	0	0	0
2019	0	0	0

Single Position vs. Concurrent Aggregated Position

Calendar Year	Graduates Employed in the Field in a Single Position	Graduates Employed in the Field in Concurrent Aggregated Positions	Total Graduates Employed in the Field
2018	0	0	0
2019	0	0	0

Self-Employed / Freelance Positions

Calendar Year	Graduates Employed who are Self-Employed or Working Freelance	Total Graduates Employed in the Field
2018	0	0
2019	0	0

Institutional Employment

Calendar Year	Graduates Employed in the Field who are Employed by the Institution, an Employer Owned by the Institution, or an Employer who Shares Ownership with the Institution.	Total Graduates Employed in the Field
2018	0	0
2019	0	0

Student's Initials: _____ Date: _____

Initial only after you have had sufficient time to read and understand the information.

License Examination Passage Rates (includes data for the two calendar years prior to reporting)

This program does not require a State license or exam.

First Available Exam Date	Date Exam Results Announced	Number of Graduates in Calendar Year	Number of Graduates Taking Exam	Number Who Passed Exam	Number Who Failed Exam	Passage Rate
	NA					
	NA					

Licensure examination passage data is not available for the state agency administering the examination. We are unable to collect data from graduates.

Student's Initials: _____ Date: _____

Initial only after you have had sufficient time to read and understand the information.

Salary and Wage Information (includes data for the two calendar years prior to reporting)

Annual salary and wages reported for graduates employed in the field.

Calendar Year	Graduates Available for Employment	Graduates Employed in Field	\$20,001 - \$25,000	\$35,001 \$40,000	\$40,001 \$45,000	\$45,001 \$50,000	No Salary Information Reported
2018	0	0	0	0	0	0	0
2019	0	0	0	0	0	0	0

A list of sources used to substantiate salary disclosures is available from the school. **(Contact an Academic Advisor.)**

Student's Initials: _____ Date: _____

Initial only after you have had sufficient time to read and understand the information.

Cost of Educational Program

Total charges for the program (tuition, fees, estimate for books) for students completing on-time in 2018: \$15,612.00. Additional charges may be incurred if the program is not completed on-time.

Total charges for the program (tuition, fees, estimated for books) for students completing on-time in 2019: \$15,612.00. Additional charges may be incurred if the program is not completed on-time.

Student's Initials: _____ Date: _____

Initial only after you have had sufficient time to read and understand the information.

Federal Student Loan Debt

Calendar Year(s)	Most recent three year cohort default rate, as reported by the United State Department of Education. ¹	The percentage of enrolled students in 2018/19 receiving federal student loans to pay for this program.	The percentage of graduates in 2018/19 who took out federal student loans to pay for this program.	The average amount of federal student loan debt of 2018/19 graduates who took out federal student loans at this institution.
2018	18%	100%	100%	\$28,781
2019	20.4%	47%	68%	\$38,020

¹The percentage of students who defaulted on their federal student loans is called the Cohort Default Rate (CDR). It shows the percentage of this school's students who were more than 270 days (9 months) behind on their federal student loans within three years of when the first payment was due. This is the most recent CDR reported by the U.S. Department of Education.



EPIC Bible College & Graduate School
4330 Auburn Blvd., Sacramento, CA 95841 | 916-348-4689 | EPIC.EDU

Student's Initials: _____ Date: _____

Initial only after you have had sufficient time to read and understand the information.

This fact sheet is filed with the Bureau for Private Postsecondary Education. Regardless of any information you may have relating to completion rates, placement rates, starting salaries, or license exam passage rates, this fact sheet contains the information as calculated pursuant to state law.

Any questions a student may have regarding this fact sheet that have not been satisfactorily answered by the institution may be directed to the Bureau for Private Postsecondary Education at 1747 North Market Street, Suite 225, Sacramento, CA 95834, www.bppe.ca.gov, toll-free telephone number (888) 370-7589 or by fax (916) 263-1897.

Student Name - Print

Student Signature

Date

School Official

Date

Definitions

▣ "Number of Students Who Began the Program" means the number of students who began a program who were scheduled to complete the program within 100% of the published program length within the reporting calendar year and excludes all students who cancelled during the cancellation period.

▣ "Students Available for Graduation" is the number of students who began the program minus the number of students who have died, been incarcerated, or been called to active military duty.

▣ "Number of On-time Graduates" is the number of students who completed the program within 100% of the published program length within the reporting calendar year.

▣ "On-time Completion Rate" is the number of on-time graduates divided by the number of students available for graduation.

▣ "150% Graduates" is the number of students who completed the program within 150% of the program length (includes on-time graduates).

▣ "150% Completion Rate" is the number of students who completed the program in the reported calendar year within 150% of the published program length, including on-time graduates, divided by the number of students available for graduation.

▣ "Graduates Available for Employment" means the number of graduates minus the number of graduates unavailable for employment.

▣ "Graduates Unavailable for Employment" means the graduates who, after graduation, die, become incarcerated, are called to active military duty, are international students that leave the United States or do not have a visa allowing employment in the United States, or are continuing their education in an accredited or bureau-approved postsecondary institution.

▣ "Graduates Employed in the Field" means graduates who beginning within six months after a student completes the applicable educational program are gainfully employed, whose employment has been reported, and for whom the institution has documented verification of employment. For occupations for which the state requires passing an examination, the six months period begins after the announcement of the examination results for the first examination available after a student completes an applicable educational program.

▣ "Placement Rate Employed in the Field" is calculated by dividing the number of graduates gainfully employed in the field by the number of graduates available for employment.

▣ "Number of Graduates Taking Exam" is the number of graduates who took the first available exam in the reported calendar year.

▣ "First Available Exam Date" is the date for the first available exam after a student completed a program.

▣ "Passage Rate" is calculated by dividing the number of graduates who passed the exam by the number of graduates who took the reported licensing exam.

▣ "Number Who Passed First Available Exam" is the number of graduates who took and passed the first available licensing exam after completing the program.

▣ "Salary" is as reported by graduate or graduate's employer.

▣ "No Salary Information Reported" is the number of graduates for whom, after making reasonable attempts, the school was not able to obtain salary information.



EPIC Bible College

4330 Auburn Blvd., Sacramento, CA 95841 | 916-348-4689 | EPIC.EDU

STUDENT'S RIGHT TO CANCEL

☐ **Start Date:** _____ **End Date:** _____.

The student has a right to cancel or change this Financial Agreement and obtain a refund of charges under the following provisions. The student must fill out the **Change of Status Form** to cancel or change this Financial Agreement and deliver it to the college either in person or by certified mail prior to the appropriate deadlines. Refund or credit of all charges and fees, except application fee and registration fee, will apply upon full withdrawal and notification prior to the first day of class. In addition, the student may drop a class after the first session and receive a pro-rated refund or credit to their account for the unused portion of the tuition, all fees will be applicable. ***The student may NOT drop a class after the second session.*** A student may withdraw completely from EPIC Bible College and Graduate School after instruction has begun through the end of the fourth week of class (60%) and receive a pro-rated refund or credit to their account of the unused portion of tuition, all fees will be applicable. For example, if the student is enrolled in only one 4-unit course and completes 16 hours of the 40-hour/4-unit course and paid \$996.00 tuition, then withdraws at the end of the fourth week, \$332.00 will be refunded or credited to the student's account. **In order to receive a refund a student must provide written notice to the Director of Records at EPIC Bible College and Graduate School, 4330 Auburn Blvd., Sacramento, CA 95841. Pro-ration will be based on the date that EPIC receives the written request or the date on the certified mail.** Refunds shall be paid upon written request within 30 days of cancellation. Any balance still owing by the student will be due and payable at the time of withdrawal. If the college cancels or discontinues a course or educational program, the college will make a full refund or credit of all charges related to that course, including fees and books.

If a student has received Federal Student Financial Aid funds, the student is entitled to a refund of moneys not paid from the Federal Student Financial Aid program funds.

If the student obtains a loan to pay for an educational program, the student will have the responsibility to repay the full amount of the loan plus interest, less the amount of any refund.

If a student is eligible for a loan guaranteed by the federal or state government and the student defaults on the loan, both of the following may occur:

1. The federal or state government or a loan guarantee agency may take action against the student, including applying any income tax refund to which the person is entitled, to reduce the balance owed on the loan.
2. The student may not be eligible for any other government financial assistance at another institution until the loan is repaid.

I understand EPIC Bible College's Student's Right to Cancel policy as explained above.

Student's Initials: _____ **Date:** _____

Initial only after you have had sufficient time to read and understand the information

SCHOOL PERFORMANCE FACT SHEET
CALENDAR YEARS 2018 & 2019

Master of Arts in Ethical Leadership
48 Graduate Quarter Units (1 year)

On-Time Completion Rates (Graduation Rates)

Includes data for the two calendar years prior to reporting.

Calendar Year	Number of Students Who Began the Program	Students Available for Graduation	Number of On-Time Graduates	On-Time Completion Rate
2018	1	1	0	0%
2019	0	0	0	0%

Student's Initials: _____ Date: _____

Initial only after you have had sufficient time to read and understand the information.

Job Placement Rates (includes data for the two calendar years prior to reporting)

Calendar Year	Number of Students Who Began Program	Number of Graduates	Graduates Available for Employment	Graduates Employed in the Field	Placement Rate % Employed in the Field
2018	1	3	3	0	0
2019	0	0	0	0	0

You may obtain from the institution a list of the employment positions determined to be in the field for which a student received education and training. **(Contact Admissions or an Academic Advisor.)**

Gainfully Employed Categories (includes data for the two calendar years prior to reporting)

Part-Time vs. Full-Time Employment

Calendar Year	Graduate Employed in the Field 20-29 Hours Per Week	Graduates Employed in the Field at Least 30 Hours Per Week	Total Graduates Employed in the Field
2018	0	0	0
2019	0	0	0

Single Position vs. Concurrent Aggregated Position

Calendar Year	Graduates Employed in the Field in a Single Position	Graduates Employed in the Field in Concurrent Aggregated Positions	Total Graduates Employed in the Field
2018	0	0	0
2019	0	0	0

Self-Employed / Freelance Positions

Calendar Year	Graduates Employed who are Self-Employed or Working Freelance	Total Graduates Employed in the Field
2018	0	0
2019	0	0

Institutional Employment

Calendar Year	Graduates Employed in the Field who are Employed by the Institution, an Employer Owned by the Institution, or an Employer who Shares Ownership with the Institution.	Total Graduates Employed in the Field
2018	0	0
2019	0	0

Student's Initials: _____ Date: _____

Initial only after you have had sufficient time to read and understand the information.

License Examination Passage Rates (includes data for the two calendar years prior to reporting)

The program does not require a State license or exam.

First Available Exam Date	Date Exam Results Announced	Number of Graduates in Calendar Year	Number of Graduates Taking Exam	Number Who Passed Exam	Number Who Failed Exam	Passage Rate
	NA					
	NA					
	NA					
	NA					

Licensure examination passage data is not available for the state agency administering the examination. We are unable to collect data from graduates.

Student's Initials: _____ Date: _____

Initial only after you have had sufficient time to read and understand the information.

Salary and Wage Information (includes data for the two calendar years prior to reporting)

Annual salary and wages reported for graduates employed in the field.

Calendar Year	Graduates Available for Employment	Graduates Employed in Field	\$20,001 - \$25,000	\$35,001 \$40,000	\$40,001 \$45,000	\$45,001 \$50,000	No Salary Information Reported
2018	3	0	0	0	0	0	0
2019	0	0	0	0	0	0	0

A list of sources used to substantiate salary disclosures is available from the school. (Contact an Academic Advisor.)

Student's Initials: _____ Date: _____

Initial only after you have had sufficient time to read and understand the information.

Cost of Educational Program

Total charges for the program (tuition, fees, estimate for books) for students completing on-time in 2018: \$15,612.00.
Additional charges may be incurred if the program is not completed on-time.

Total charges for the program (tuition, fees estimate for books) for students completing on-time in 2019: \$15,612.00.
Additional charges may be incurred if the program is not completed on-time.


Student's Initials: _____ Date: _____

Initial only after you have had sufficient time to read and understand the information.

Federal Student Loan Debt

Calendar Year(s)	Most recent three year cohort default rate, as reported by the United State Department of Education. ¹	The percentage of enrolled students in 2018/19 receiving federal student loans to pay for this program.	The percentage of graduates in 2018/19 who took out federal student loans to pay for this program.	The average amount of federal student loan debt of 2018/19 graduates who took out federal student loans at this institution.
2018	18%	50%	69%	\$38,020
2019	20.4%	47%	70%	\$38,020

¹The percentage of students who defaulted on their federal student loans is called the Cohort Default Rate (CDR). It shows the percentage of this school's students who were more than 270 days (9 months) behind on their federal student loans within three years of when the first payment was due. This is the most recent CDR reported by the U.S. Department of Education.



EPIC Bible College & Graduate School
4330 Auburn Blvd., Sacramento, CA 95841 | 916-348-4689 | EPIC.EDU

Student's Initials: _____ Date: _____

Initial only after you have had sufficient time to read and understand the information.

This fact sheet is filed with the Bureau for Private Postsecondary Education. Regardless of any information you may have relating to completion rates, placement rates, starting salaries, or license exam passage rates, this fact sheet contains the information as calculated pursuant to state law.

Any questions a student may have regarding this fact sheet that have not been satisfactorily answered by the institution may be directed to the Bureau for Private Postsecondary Education at 1747 North Market Street, Suite 225, Sacramento, CA 95834, www.bppe.ca.gov, toll-free telephone number (888) 370-7589 or by fax (916) 263-1897.

Student Name - Print

Student Signature

Date

School Official

Date

Definitions

- ▣ "Number of Students Who Began the Program" means the number of students who began a program who were scheduled to complete the program within 100% of the published program length within the reporting calendar year and excludes all students who cancelled during the cancellation period.
- ▣ "Students Available for Graduation" is the number of students who began the program minus the number of students who have died, been incarcerated, or been called to active military duty.
- ▣ "Number of On-time Graduates" is the number of students who completed the program within 100% of the published program length within the reporting calendar year.
- ▣ "On-time Completion Rate" is the number of on-time graduates divided by the number of students available for graduation.
- ▣ "150% Graduates" is the number of students who completed the program within 150% of the program length (includes on-time graduates).
- ▣ "150% Completion Rate" is the number of students who completed the program in the reported calendar year within 150% of the published program length, including on-time graduates, divided by the number of students available for graduation.
- ▣ "Graduates Available for Employment" means the number of graduates minus the number of graduates unavailable for employment.
- ▣ "Graduates Unavailable for Employment" means the graduates who, after graduation, die, become incarcerated, are called to active military duty, are international students that leave the United States or do not have a visa allowing employment in the United States, or are continuing their education in an accredited or bureau-approved postsecondary institution.
- ▣ "Graduates Employed in the Field" means graduates who beginning within six months after a student completes the applicable educational program are gainfully employed, whose employment has been reported, and for whom the institution has documented verification of employment. For occupations for which the state requires passing an examination, the six months period begins after the announcement of the examination results for the first examination available after a student completes an applicable educational program.
- ▣ "Placement Rate Employed in the Field" is calculated by dividing the number of graduates gainfully employed in the field by the number of graduates available for employment.
- ▣ "Number of Graduates Taking Exam" is the number of graduates who took the first available exam in the reported calendar year.

☐ "First Available Exam Date" is the date for the first available exam after a student completed a program.

☐ "Passage Rate" is calculated by dividing the number of graduates who passed the exam by the number of

graduates who took the reported licensing exam.

☐ "Number Who Passed First Available Exam" is the number of graduates who took and passed the first available

licensing exam after completing the program.

☐ "Salary" is as reported by graduate or graduate's employer.

☐ "No Salary Information Reported" is the number of graduates for whom, after making reasonable attempts, the

school was not able to obtain salary information.



STUDENT'S RIGHT TO CANCEL

☐ **Start Date:** _____ **End Date:** _____.

The student has a right to cancel or change this Financial Agreement and obtain a refund of charges under the following provisions. The student must fill out the **Change of Status Form** to cancel or change this Financial Agreement and deliver it to the college either in person or by certified mail prior to the appropriate deadlines. Refund or credit of all charges and fees, except application fee and registration fee, will apply upon full withdrawal and notification prior to the first day of class. In addition, the student may drop a class after the first session and receive a pro-rated refund or credit to their account for the unused portion of the tuition, all fees will be applicable. ***The student may NOT drop a class after the second session.*** A student may withdraw completely from EPIC Bible College and Graduate School after instruction has begun through the end of the fourth week of class (60%) and receive a pro-rated refund or credit to their account of the unused portion of tuition, all fees will be applicable. For example, if the student is enrolled in only one 4-unit course and completes 16 hours of the 40-hour/4-unit course and paid \$996.00 tuition, then withdraws at the end of the fourth week, \$332.00 will be refunded or credited to the student's account. **In order to receive a refund a student must provide written notice to the Director of Records at EPIC Bible College and Graduate School, 4330 Auburn Blvd., Sacramento, CA 95841. Pro-ration will be based on the date that EPIC receives the written request or the date on the certified mail.** Refunds shall be paid upon written request within 30 days of cancellation. Any balance still owing by the student will be due and payable at the time of withdrawal. If the college cancels or discontinues a course or educational program, the college will make a full refund or credit of all charges related to that course, including fees and books.

If a student has received Federal Student Financial Aid funds, the student is entitled to a refund of moneys not paid from the Federal Student Financial Aid program funds.

If the student obtains a loan to pay for an educational program, the student will have the responsibility to repay the full amount of the loan plus interest, less the amount of any refund.

If a student is eligible for a loan guaranteed by the federal or state government and the student defaults on the loan, both of the following may occur:

1. The federal or state government or a loan guarantee agency may take action against the student, including applying any income tax refund to which the person is entitled, to reduce the balance owed on the loan.
2. The student may not be eligible for any other government financial assistance at another institution until the loan is repaid.

I understand EPIC Bible College's Student's Right to Cancel policy as explained above.

Student's Initials: _____ **Date:** _____

Initial only after you have had sufficient time to read and understand the information

SCHOOL PERFORMANCE FACT SHEET
CALENDAR YEARS 2018 & 2019

Master of Divinity – 108 Quarter Units
Three years/12 Quarters

On-Time Completion Rates (Graduation Rates)

Includes data for the two calendar years prior to reporting.

Calendar Year	Number of Students Who Began the Program	Students Available for Graduation	Number of On-Time Graduates	On-Time Completion Rate
2018	0	0	0	0%
2019	9	9	0	0%

Student's Initials: _____ Date: _____

Initial only after you have had sufficient time to read and understand the information.

Students Completing Within 150% of the Published Program Length

Calendar Year* **	Number of Students Who Began the Program	Students Available for Graduation	150% Graduates	150% Completion Rate
2016	0	0	0	0%
2017	0	0	0	0%
2018	0	0	0	0%
2019	9	9	0	0%

**Included if the program is more than one year in length.

Student's Initials: _____ Date: _____

Initial only after you have had sufficient time to read and understand the information.

Job Placement Rates (includes data for the two calendar years prior to reporting)

Calendar Year	Number of Students Who Began Program	Number of Graduates	Graduates Available for Employment	Graduates Employed in the Field	Placement Rate % Employed in the Field
2018	0	0	0	0	0
2019	9	0	0	0	0

You may obtain from the institution a list of the employment positions determined to be in the field for which a student received education and training, available in the EPIC Bible College *Catalog*.

Gainfully Employed Categories (includes data for the two calendar years prior to reporting)

Part-Time vs. Full-Time Employment

Calendar Year	Graduate Employed in the Field 20-29 Hours Per Week	Graduates Employed in the Field at Least 30 Hours Per Week	Total Graduates Employed in the Field
2018	0	0	0
2019	0	0	0

Single Position vs. Concurrent Aggregated Position

Calendar Year	Graduates Employed in the Field in a Single Position	Graduates Employed in the Field in Concurrent Aggregated Positions	Total Graduates Employed in the Field
2018	0	0	0
2019	0	0	0

Self-Employed / Freelance Positions

Calendar Year	Graduates Employed who are Self-Employed or Working Freelance	Total Graduates Employed in the Field
2018	0	0
2019	0	0

Institutional Employment

Calendar Year	Graduates Employed in the Field who are Employed by the Institution, an Employer Owned by the Institution, or an Employer who Shares Ownership with the Institution.	Total Graduates Employed in the Field
2018	0	0
2019	0	0

Student's Initials: _____ Date: _____

Initial only after you have had sufficient time to read and understand the information.

License Examination Passage Rates (includes data for the two calendar years prior to reporting)


The program does not require a State license or exam.

First Available Exam Date	Date Exam Results Announced	Number of Graduates in Calendar Year	Number of Graduates Taking Exam	Number Who Passed Exam	Number Who Failed Exam	Passage Rate
	NA					

Licensure examination passage data is not available for the state agency administering the examination. We are unable to collect data from graduates.

Student's Initials: _____ Date: _____

Initial only after you have had sufficient time to read and understand the information.



EPIC Bible College & Graduate School
4330 Auburn Blvd., Sacramento, CA | 916-348-4689 |
EPIC.EDU

Salary and Wage Information (includes data for the two calendar years prior to reporting)

Annual salary and wages reported for graduates employed in the field.

Calendar Year	Graduates Available for Employment	Graduates Employed in Field	\$20,001 - \$25,000	\$35,001 \$40,000	\$40,001 \$45,000	\$45,001 \$50,000	No Salary Information Reported
2018	0	0	0	0	0	0	0
2019	0	0	0	0	0	0	0

A list of sources used to substantiate salary disclosures is available from the school can be found in the EPIC Catalog.

Student's Initials: _____ Date: _____

Initial only after you have had sufficient time to read and understand the information.

Cost of Educational Program

Total charges for the program (tuition, fees, estimate for books) for students completing on-time in 2021: \$38,072.00.
 Additional charges may be incurred if the program is not completed on-time.

Student's Initials: _____ Date: _____

Initial only after you have had sufficient time to read and understand the information.

Federal Student Loan Debt

Calendar Year(s)	Most recent three year cohort default rate, as reported by the United State Department of Education. ¹	The percentage of enrolled students in 2018/19 receiving federal student loans to pay for this program.	The percentage of graduates in 2018/19 who took out federal student loans to pay for this program.	The average amount of federal student loan debt of 2018/19 graduates who took out federal student loans at this institution.
2018	18%	50%	75%	\$37,000
2019	20.4%	47%	75%	\$38,020

¹The percentage of students who defaulted on their federal student loans is called the Cohort Default Rate (CDR). It shows the percentage of this school's students who were more than 270 days (9 months) behind on their federal student loans within three years of when the first payment was due. This is the most recent CDR reported by the U.S. Department of Education.



EPIC Bible College & Graduate School
4330 Auburn Blvd., Sacramento, CA | 916-348-4689 |
EPIC.EDU

Student's Initials: _____ **Date:** _____

Initial only after you have had sufficient time to read and understand the information.

This fact sheet is filed with the Bureau for Private Postsecondary Education. Regardless of any information you may have relating to completion rates, placement rates, starting salaries, or license exam passage rates, this fact sheet contains the information as calculated pursuant to state law.

Any questions a student may have regarding this fact sheet that have not been satisfactorily answered by the institution may be directed to the Bureau for Private Postsecondary Education at 1747 North Market Street, Suite 225, Sacramento, CA 95834, toll-free telephone number (888) 370-7589 or by fax (916) 263-1897.


Student Name - Print

Student Signature

School Official

Date

Date




EPIC Bible College & Graduate School
4330 Auburn Blvd., Sacramento, CA | 916-348-4689 |
EPIC.EDU

* = This program is new. Therefore, the number of students who graduate, the number of students who are placed, or the starting salary you can earn after finishing the educational program are unknown at this time. Information regarding general salary and placement statistics may be available from government sources or from the institution, but is not equivalent to actual performance data. This program was approved by the Bureau on 12/16/2016. As of 06/15/2023, two full years of data for this program will be available.

Definitions

- ▣ "Number of Students Who Began the Program" means the number of students who began a program who were scheduled to complete the program within 100% of the published program length within the reporting calendar year and excludes all students who cancelled during the cancellation period.
- ▣ "Students Available for Graduation" is the number of students who began the program minus the number of students who have died, been incarcerated, or been called to active military duty.
- ▣ "Number of On-time Graduates" is the number of students who completed the program within 100% of the published program length within the reporting calendar year.
- ▣ "On-time Completion Rate" is the number of on-time graduates divided by the number of students available for graduation.
- ▣ "150% Graduates" is the number of students who completed the program within 150% of the program length (includes on-time graduates).
- ▣ "150% Completion Rate" is the number of students who completed the program in the reported calendar year within 150% of the published program length, including on-time graduates, divided by the number of students available for graduation.
- ▣ "Graduates Available for Employment" means the number of graduates minus the number of graduates unavailable for employment.
- ▣ "Graduates Unavailable for Employment" means the graduates who, after graduation, die, become incarcerated, are called to active military duty, are international students that leave the United States or do not have a visa allowing employment in the United States, or are continuing their education in an accredited or bureau-approved postsecondary institution.
- ▣ "Graduates Employed in the Field" means graduates who beginning within six months after a student completes the applicable educational program are gainfully employed, whose employment has been reported, and for whom the institution has documented verification of employment. For occupations for which the state requires passing an examination, the six months period begins after the announcement of the examination results for the first examination available after a student completes an applicable educational program.
- ▣ "Placement Rate Employed in the Field" is calculated by dividing the number of graduates gainfully employed in the field by the number of graduates available for employment.
- ▣ "Number of Graduates Taking Exam" is the number of graduates who took the first available exam in the reported calendar year.



EPIC Bible College & Graduate School
4330 Auburn Blvd., Sacramento, CA | 916-348-4689 | EPIC.EDU

- ▯ "First Available Exam Date" is the date for the first available exam after a student completed a program.
- ▯ "Passage Rate" is calculated by dividing the number of graduates who passed the exam by the number of graduates who took the reported licensing exam.
- ▯ "Number Who Passed First Available Exam" is the number of graduates who took and passed the first available licensing exam after completing the program.
- ▯ "Salary" is as reported by graduate or graduate's employer.
- ▯ "No Salary Information Reported" is the number of graduates for whom, after making reasonable attempts, the school was not able to obtain salary information.

STUDENT'S RIGHT TO CANCEL

☐ **Start Date:** _____. **End Date:** _____.

The student has a right to cancel or change this Financial Agreement and obtain a refund of charges under the following provisions. The student must fill out the **Change of Status Form** to cancel or change this Financial Agreement and deliver it to the college either in person or by certified mail prior to the appropriate deadlines. Refund or credit of all charges and fees, except application fee and registration fee, will apply upon full withdrawal and notification prior to the first day of class. In addition, the student may drop a class after the first session and receive a pro-rated refund or credit to their account for the unused portion of the tuition, all fees will be applicable. ***The student may NOT drop a class after the second session.*** A student may withdraw completely from EPIC Bible College and Graduate School after instruction has begun through the end of the fourth week of class (60%) and receive a pro-rated refund or credit to their account of the unused portion of tuition, all fees will be applicable. For example, if the student is enrolled in only one 4-unit course and completes 16 hours of the 40-hour/4-unit course and paid \$996.00 tuition, then withdraws at the end of the fourth week, \$332.00 will be refunded or credited to the student's account. **In order to receive a refund a student must provide written notice to the Director of Records at EPIC Bible College and Graduate School, 4330 Auburn Blvd., Sacramento, CA 95841. Pro-ration will be based on the date that EPIC receives the written request or the date on the certified mail.** Refunds shall be paid upon written request within 30 days of cancellation. Any balance still owing by the student will be due and payable at the time of withdrawal. If the college cancels or discontinues a course or educational program, the college will make a full refund or credit of all charges related to that course, including fees and books.

If a student has received Federal Student Financial Aid funds, the student is entitled to a refund of moneys not paid from the Federal Student Financial Aid program funds.

If the student obtains a loan to pay for an educational program, the student will have the responsibility to repay the full amount of the loan plus interest, less the amount of any refund.

If a student is eligible for a loan guaranteed by the federal or state government and the student defaults on the loan, both of the following may occur:

1. The federal or state government or a loan guarantee agency may take action against the student, including applying any income tax refund to which the person is entitled, to reduce the balance owed on the loan.
2. The student may not be eligible for any other government financial assistance at another institution until the loan is repaid.

I understand EPIC Bible College's Student's Right to Cancel policy as explained above.

Student's Initials: _____ **Date:** _____

Initial only after you have had sufficient time to read and understand the information

SCHOOL PERFORMANCE FACT SHEET
CALENDAR YEARS 2018 & 2019

Doctor of Ministry – 48 Quarter Units
Three years/12 Quarters

This program is new. Therefore, the number of students who graduate, the number of students who are placed, or the starting salary you can earn after finishing the educational program are unknown at this time. Information regarding general salary and placement statistics may be available from government sources or from the institution, but is not equivalent to actual performance data.

This program began in the fall of 2018. Two full years of performance data is expected in 2023.

On-Time Completion Rates (Graduation Rates)

Includes data for the two calendar years prior to reporting.

Calendar Year	Number of Students Who Began the Program	Students Available for Graduation	Number of On-Time Graduates	On-Time Completion Rate
2018	4	0	0	0%
2019	4	0	0	0%

Student's Initials: _____ Date: _____

Initial only after you have had sufficient time to read and understand the information.

Students Completing Within 150% of the Published Program Length

Calendar Year* **	Number of Students Who Began the Program	Students Available for Graduation	150% Graduates	150% Completion Rate
2018	4	0	0	0%
2019	4	0	0	0%

**Included if the program is more than one year in length.

Student's Initials: _____ Date: _____

Initial only after you have had sufficient time to read and understand the information.

Job Placement Rates (includes data for the two calendar years prior to reporting)

Calendar Year	Number of Students Who Began Program	Number of Graduates	Graduates Available for Employment	Graduates Employed in the Field	Placement Rate % Employed in the Field
2018	4	0	0	0	0
2019	4	0	0	0	0

You may obtain from the institution a list of the employment positions determined to be in the field for which a student received education and training, available in the EPIC Bible College *Catalog*.

Gainfully Employed Categories (includes data for the two calendar years prior to reporting)

Part-Time vs. Full-Time Employment

Calendar Year	Graduate Employed in the Field 20-29 Hours Per Week	Graduates Employed in the Field at Least 30 Hours Per Week	Total Graduates Employed in the Field
2018	0	0	0
2019	0	0	0

Single Position vs. Concurrent Aggregated Position

Calendar Year	Graduates Employed in the Field in a Single Position	Graduates Employed in the Field in Concurrent Aggregated Positions	Total Graduates Employed in the Field
2018	0	0	0
2019	0	0	0

Self-Employed / Freelance Positions

Calendar Year	Graduates Employed who are Self-Employed or Working Freelance	Total Graduates Employed in the Field
2018	0	0
2019	0	0

Institutional Employment

Calendar Year	Graduates Employed in the Field who are Employed by the Institution, an Employer Owned by the Institution, or an Employer who Shares Ownership with the Institution.	Total Graduates Employed in the Field
2018	0	0
2019	0	0

Student's Initials: _____ Date: _____

Initial only after you have had sufficient time to read and understand the information.

License Examination Passage Rates (includes data for the two calendar years prior to reporting)

The program does not require a State license or exam.

First Available Exam Date	Date Exam Results Announced	Number of Graduates in Calendar Year	Number of Graduates Taking Exam	Number Who Passed Exam	Number Who Failed Exam	Passage Rate
	NA					

Licensure examination passage data is not available for the state agency administering the examination. We are unable to collect data from graduates.

Student's Initials: _____ Date: _____

Initial only after you have had sufficient time to read and understand the information.

Salary and Wage Information (includes data for the two calendar years prior to reporting)

Annual salary and wages reported for graduates employed in the field.

Calendar Year	Graduates Available for Employment	Graduates Employed in Field	\$20,001 - \$25,000	\$35,001 \$40,000	\$40,001 \$45,000	\$45,001 \$50,000	No Salary Information Reported
2018	0	0	0	0	0	0	0
2019	0	0	0	0	0	0	0

A list of sources used to substantiate salary disclosures is available from the school can be found in the EPIC Catalog.

Student's Initials: _____ Date: _____

Initial only after you have had sufficient time to read and understand the information.

Cost of Educational Program

Total charges for the program (tuition, fees, estimate for books) for students completing on-time: \$21,797.00. Additional charges may be incurred if the program is not completed on-time.

Student's Initials: _____ Date: _____

Initial only after you have had sufficient time to read and understand the information.

Federal Student Loan Debt

Calendar Year(s)	Most recent three year cohort default rate, as reported by the United State Department of Education. ¹	The percentage of enrolled students in 2018/19 receiving federal student loans to pay for this program.	The percentage of graduates in 2018/19 who took out federal student loans to pay for this program.	The average amount of federal student loan debt of 2018/19 graduates who took out federal student loans at this institution.
2018	18%	47%	0/NA	\$38,020
2019	20.5%	47%	0/NA	\$38,020

¹The percentage of students who defaulted on their federal student loans is called the Cohort Default Rate (CDR). It shows the percentage of this school's students who were more than 270 days (9 months) behind on their federal student loans within three years of when the first payment was due. This is the most recent CDR reported by the U.S. Department of Education.

Student's Initials: _____ **Date:** _____

Initial only after you have had sufficient time to read and understand the information.

This fact sheet is filed with the Bureau for Private Postsecondary Education. Regardless of any information you may have relating to completion rates, placement rates, starting salaries, or license exam passage rates, this fact sheet contains the information as calculated pursuant to state law.

Any questions a student may have regarding this fact sheet that have not been satisfactorily answered by the institution may be directed to the Bureau for Private Postsecondary Education at 1747 North Market Street, Suite 225, Sacramento, CA 95834, www.bppe.ca.gov, toll-free telephone number (888) 370-7589 or by fax (916) 263-1897.

Student Name - Print

Student Signature

Date

School Official

Date



EPIC Bible College & Graduate School
4330 Auburn Blvd., Sacramento, CA | 916-348-4689 |
EPIC.EDU

* = This program is new. Therefore, the number of students who graduate, the number of students who are placed, or the starting salary you can earn after finishing the educational program are unknown at this time. Information regarding general salary and placement statistics may be available from government sources or from the institution, but is not equivalent to actual performance data. This program was approved by the Bureau on 12/16/2016. As of 06/15/2023, two full years of data for this program will be available.

Definitions

- ▣ "Number of Students Who Began the Program" means the number of students who began a program who were scheduled to complete the program within 100% of the published program length within the reporting calendar year and excludes all students who cancelled during the cancellation period.
- ▣ "Students Available for Graduation" is the number of students who began the program minus the number of students who have died, been incarcerated, or been called to active military duty.
- ▣ "Number of On-time Graduates" is the number of students who completed the program within 100% of the published program length within the reporting calendar year.
- ▣ "On-time Completion Rate" is the number of on-time graduates divided by the number of students available for graduation.
- ▣ "150% Graduates" is the number of students who completed the program within 150% of the program length (includes on-time graduates).
- ▣ "150% Completion Rate" is the number of students who completed the program in the reported calendar year within 150% of the published program length, including on-time graduates, divided by the number of students available for graduation.
- ▣ "Graduates Available for Employment" means the number of graduates minus the number of graduates unavailable for employment.
- ▣ "Graduates Unavailable for Employment" means the graduates who, after graduation, die, become incarcerated, are called to active military duty, are international students that leave the United States or do not have a visa allowing employment in the United States, or are continuing their education in an accredited or bureau-approved postsecondary institution.
- ▣ "Graduates Employed in the Field" means graduates who beginning within six months after a student completes the applicable educational program are gainfully employed, whose employment has been reported, and for whom the institution has documented verification of employment. For occupations for which the state requires passing an examination, the six months period begins after the announcement of the examination results for the first examination available after a student completes an applicable educational program.
- ▣ "Placement Rate Employed in the Field" is calculated by dividing the number of graduates gainfully employed in the field by the number of graduates available for employment.
- ▣ "Number of Graduates Taking Exam" is the number of graduates who took the first available exam in the reported calendar year.

- ▯ "First Available Exam Date" is the date for the first available exam after a student completed a program.
- ▯ "Passage Rate" is calculated by dividing the number of graduates who passed the exam by the number of graduates who took the reported licensing exam.
- ▯ "Number Who Passed First Available Exam" is the number of graduates who took and passed the first available licensing exam after completing the program.
- ▯ "Salary" is as reported by graduate or graduate's employer.
- ▯ "No Salary Information Reported" is the number of graduates for whom, after making reasonable attempts, the school was not able to obtain salary information.

STUDENT'S RIGHT TO CANCEL

☐ **Start Date:** _____. **End Date:** _____.

The student has a right to cancel or change this Financial Agreement and obtain a refund of charges under the following provisions. The student must fill out the **Change of Status Form** to cancel or change this Financial Agreement and deliver it to the college either in person or by certified mail prior to the appropriate deadlines. Refund or credit of all charges and fees, except application fee and registration fee, will apply upon full withdrawal and notification prior to the first day of class. In addition, the student may drop a class after the first session and receive a pro-rated refund or credit to their account for the unused portion of the tuition, all fees will be applicable. ***The student may NOT drop a class after the second session.*** A student may withdraw completely from EPIC Bible College and Graduate School after instruction has begun through the end of the fourth week of class (60%) and receive a pro-rated refund or credit to their account of the unused portion of tuition, all fees will be applicable. For example, if the student is enrolled in only one 4-unit course and completes 16 hours of the 40-hour/4-unit course and paid \$996.00 tuition, then withdraws at the end of the fourth week, \$332.00 will be refunded or credited to the student's account. **In order to receive a refund a student must provide written notice to the Director of Records at EPIC Bible College and Graduate School, 4330 Auburn Blvd., Sacramento, CA 95841. Pro-ration will be based on the date that EPIC receives the written request or the date on the certified mail.** Refunds shall be paid upon written request within 30 days of cancellation. Any balance still owing by the student will be due and payable at the time of withdrawal. If the college cancels or discontinues a course or educational program, the college will make a full refund or credit of all charges related to that course, including fees and books.

If a student has received Federal Student Financial Aid funds, the student is entitled to a refund of moneys not paid from the Federal Student Financial Aid program funds.

If the student obtains a loan to pay for an educational program, the student will have the responsibility to repay the full amount of the loan plus interest, less the amount of any refund.

If a student is eligible for a loan guaranteed by the federal or state government and the student defaults on the loan, both of the following may occur:

1. The federal or state government or a loan guarantee agency may take action against the student, including applying any income tax refund to which the person is entitled, to reduce the balance owed on the loan.
2. The student may not be eligible for any other government financial assistance at another institution until the loan is repaid.

I understand EPIC Bible College's Student's Right to Cancel policy as explained above.

Student's Initials: _____ **Date:** _____

Initial only after you have had sufficient time to read and understand the information