



UNDERWOOD UNIVERSITY

1818 S. Western Ave. Suite 400 Los Angeles, CA 90006
Phone: 323-998-0399 | Web: www.underwood.edu

SCHOOL PERFORMANCE FACT SHEET CALENDAR YEARS 2021-2022

Bachelor Of Business Administration (4 years)

On- Time Completion Rate (Graduation Rates)

Includes date for the two calendar years prior to reporting.

Calendar Year	Number of Students Who Began the Program	Students Available for Graduation	Number of On-Time Graduates	On-Time Completion Rate
2021	0	0	0	0
2022	0	0	0	0

Student's Initial: _____ Date: _____

Initial Only after you have had sufficient time to read and understand the information.

Students Completing Within 150% of the Published Program Length

Calendar Year	Number of Students Who Began the Program	Students Available for Graduation	150% Graduates	150% Completion Rate
2021	0	0	0	0
2022	0	0	0	0

Student's Initial: _____ Date: _____

Initial Only after you have had sufficient time to read and understand the information.

Job Placement Rates

Includes date for the two calendar years prior to reporting.

Calendar Year	Number of Students Who Began the Program	Number of Graduates	Graduates Available for Employment	Graduates Employed in the Field	Placement Rate % Employment in the Field
2021	N/A	N/A	N/A	N/A	N/A
2022	N/A	N/A	N/A	N/A	N/A

You may obtain from the institution a list of the employment positions determined to be in the field for which a student received education and training. Please contact the Admissions Office for a list of these positions.



UNDERWOOD UNIVERSITY

1818 S. Western Ave. Suite 400 Los Angeles, CA 90006

Phone: 323-998-0399 | Web: www.underwood.edu

Gainfully Employed Categories (includes data for the two calendar years prior to reporting)

Part-Time vs. Full-Time Employment

Calendar Year	Graduate Employed in the Field 20-29 Hours Per Week	Graduates Employed in the Field at Least 30 Hours Per Week	Total Graduates Employed in the Field
2021	N/A	N/A	N/A
2022	N/A	N/A	N/A

Single Position vs. Concurrent Aggregated Position

Calendar Year	Graduates Employed in the Field in a Single Position	Graduates Employed in the Field in Concurrent Aggregated Positions	Total Graduates Employed in the Field
2021	N/A	N/A	N/A
2022	N/A	N/A	N/A

Self-Employed / Freelance Positions

Calendar Year	Graduates Employed who are Self Employed or Working Freelance	Total Graduates Employed in the Field
2021	N/A	N/A
2022	N/A	N/A

Institutional Employment

Calendar Year	Graduates Employed in the Field who are Employed by the Institution, an Employer Owned by the Institution, or an Employer who Shares Ownership with the Institution.	Total Graduates Employed in the Field
2021	N/A	N/A
2022	N/A	N/A

Student's Initials: _____ Date: _____

Initial only after you have had sufficient time to read and understand the information.



UNDERWOOD UNIVERSITY

1818 S. Western Ave. Suite 400 Los Angeles, CA 90006
Phone: 323-998-0399 | Web: www.underwood.edu

License Examination Passage Rates

(includes data for the two calendar years prior to reporting)

First Available Exam Date	Date Exam Results Announced	Number of Graduates in Calendar Year	Number of Graduates Taking Exam	Number Who Passed Exam	Number Who Failed Exam	Passage Rate
N/A	N/A	N/A	N/A	N/A	N/A	N/A
N/A	N/A	N/A	N/A	N/A	N/A	N/A

This program is not intended to prepare its graduates licensure. Licensure is not required for employment in this field.

Student's Initials: _____ Date: _____

Initial only after you have had sufficient time to read and understand the information.

Salary and Wage Information (includes data for the two calendar years prior to reporting)

Annual salary and wages reported for graduates employed in the field.

Calendar Year	Graduates Available for Employment	Graduates Employment in Field	\$20,001 - \$25,000	\$35,001 - \$40,000	\$40,001 - \$45,000	\$45,001 - \$50,000	No Salary Information Reported
<u>2021</u>	N/A	N/A	N/A	N/A	N/A	N/A	N/A
<u>2022</u>	N/A	N/A	N/A	N/A	N/A	N/A	N/A

A list of sources used to substantiate salary disclosures is available from the school. Please contact the Admissions Office for a copy of this list.

Student's Initials: _____ Date: _____

Initial only after you have had sufficient time to read and understand the information.

Cost of Educational Program

Total charges for the program for students completing on time in 2021: \$26,800

Total charges may be higher for students that do not complete on time.

Total charges for the program for students completing on time in 2022: \$26,800

Total charges may be higher for students that do not complete on time.

Student's Initials: _____ Date: _____

Initial only after you have had sufficient time to read and understand the information.



UNDERWOOD UNIVERSITY

1818 S. Western Ave. Suite 400 Los Angeles, CA 90006

Phone: 323-998-0399 | Web: www.underwood.edu

Students at Underwood University are not eligible for federal student loans. This institution does not meet the U.S. Department of Education criteria that would allow its students to participate in federal student aid programs.

Student's Initials: _____ **Date:** _____

Initial only after you have had sufficient time to read and understand the information.

This fact sheet is filed with the Bureau for Private Postsecondary Education. Regardless of any information you may have relating to completion rates, placement rates, starting salaries, or license exam passage rates, this fact sheet contains the information as calculated pursuant to state law.

Any questions a student may have regarding this fact sheet that have not been satisfactorily answered by the institution may be directed to the Bureau for Private Postsecondary Education at 1747 N. Market Blvd, Suite 225, Sacramento, CA 95834, www.bppe.ca.gov, toll-free telephone number (888) 370-7589 or by fax (916) 263-1897.

Student Name - Print

Student Signature

Date

School Official

Date



UNDERWOOD UNIVERSITY

1818 S. Western Ave. Suite 400 Los Angeles, CA 90006

Phone: 323-998-0399 | Web: www.underwood.edu

This program is new. Therefore, the number of students who graduate, the number of students who are placed, or the starting salary you can earn after finishing the educational program are unknown at this time. Information regarding general salary and placement statistics may be available from government sources or from the institution, but is not equivalent to actual performance data. This program began on 08/08/2022. As of 08/08/2024, two full years of data for this program will be available.

Definitions

- “Number of Students Who Began the Program” means the number of students who began a program who were scheduled to complete the program within 100% of the published program length within the reporting calendar year and excludes all students who cancelled during the cancellation period.
- “Students Available for Graduation” is the number of students who began the program minus the number of students who have died, been incarcerated, or been called to active military duty.
- “Number of On-time Graduates” is the number of students who completed the program within 100% of the published program length within the reporting calendar year.
- “On-time Completion Rate” is the number of on-time graduates divided by the number of students available for graduation.
- “150% Graduates” is the number of students who completed the program within 150% of the program length (includes on-time graduates).
- “150% Completion Rate” is the number of students who completed the program in the reported calendar year within 150% of the published program length, including on-time graduates, divided by the number of students available for graduation.
- “Graduates Available for Employment” means the number of graduates minus the number of graduates unavailable for employment.
- “Graduates Unavailable for Employment” means the graduates who, after graduation, die, become incarcerated, are called to active military duty, are international students that leave the United States or do not have a visa allowing employment in the United States, or are continuing their education in an accredited or bureau-approved postsecondary institution.
- “Graduates Employed in the Field” means graduates who beginning within six months after a student completes the applicable educational program are gainfully employed, whose employment has been reported, and for whom the institution has documented verification of employment. For occupations for which the state requires passing an examination, the six months period begins after the announcement of the examination results for the first examination available after a student completes an applicable educational program.
- “Placement Rate Employed in the Field” is calculated by dividing the number of graduates gainfully employed in the field by the number of graduates available for employment.



UNDERWOOD UNIVERSITY

1818 S. Western Ave. Suite 400 Los Angeles, CA 90006

Phone: 323-998-0399 | Web: www.underwood.edu

- “Number of Graduates Taking Exam” is the number of graduates who took the first available exam in the reported calendar year.
- “First Available Exam Date” is the date for the first available exam after a student completed a program.
- “Passage Rate” is calculated by dividing the number of graduates who passed the exam by the number of graduates who took the reported licensing exam.
- “Number Who Passed First Available Exam” is the number of graduates who took and passed the first available licensing exam after completing the program.
- “Salary” is as reported by graduate or graduate’s employer.
- “No Salary Information Reported” is the number of graduates for whom, after making reasonable attempts, the school was not able to obtain salary information




UNDERWOOD UNIVERSITY

1818 S. Western Ave. Suite 400 Los Angeles, CA 90006

Phone: 323-998-0399 | Web: www.underwood.edu

STUDENT'S RIGHT TO CANCEL

A student has the right to cancel an enrollment agreement and obtain a refund of charges paid through attendance at the first class session, or the seventh day after enrollment, whichever is later. Students who cancel during this period will receive a full refund, including the usually nonrefundable application fee and registration fee. Requests for cancellation must be made in writing to the Admissions Office.



UNDERWOOD UNIVERSITY

1818 S. Western Ave. Suite 400 Los Angeles, CA 90006
Phone: 323-998-0399 | Web: www.underwood.edu

SCHOOL PERFORMANCE FACT SHEET CALENDAR YEARS 2021-2022

Bachelor Of Fine Arts (4 years)

On- Time Completion Rate (Graduation Rates)

Includes date for the two calendar years prior to reporting.

Calendar Year	Number of Students Who Began the Program	Students Available for Graduation	Number of On-Time Graduates	On-Time Completion Rate
2021	0	0	0	0
2022	0	0	0	0

Student's Initial: _____ Date: _____

Initial Only after you have had sufficient time to read and understand the information.

Students Completing Within 150% of the Published Program Length

Calendar Year	Number of Students Who Began the Program	Students Available for Graduation	150% Graduates	150% Completion Rate
2021	0	0	0	0
2022	0	0	0	0

Student's Initial: _____ Date: _____


Initial Only after you have had sufficient time to read and understand the information.

Job Placement Rates

Includes date for the two calendar years prior to reporting.

Calendar Year	Number of Students Who Began the Program	Number of Graduates	Graduates Available for Employment	Graduates Employed in the Field	Placement Rate % Employment in the Field
2021	N/A	N/A	N/A	N/A	N/A
2022	N/A	N/A	N/A	N/A	N/A

You may obtain from the institution a list of the employment positions determined to be in the field for which a student received education and training. Please contact the Admissions Office for a list of these positions.



UNDERWOOD UNIVERSITY

1818 S. Western Ave. Suite 400 Los Angeles, CA 90006

Phone: 323-998-0399 | Web: www.underwood.edu

Gainfully Employed Categories (includes data for the two calendar years prior to reporting)

Part-Time vs. Full-Time Employment

Calendar Year	Graduate Employed in the Field 20-29 Hours Per Week	Graduates Employed in the Field at Least 30 Hours Per Week	Total Graduates Employed in the Field
2021	N/A	N/A	N/A
2022	N/A	N/A	N/A

Single Position vs. Concurrent Aggregated Position

Calendar Year	Graduates Employed in the Field in a Single Position	Graduates Employed in the Field in Concurrent Aggregated Positions	Total Graduates Employed in the Field
2021	N/A	N/A	N/A
2022	N/A	N/A	N/A

Self-Employed / Freelance Positions

Calendar Year	Graduates Employed who are Self Employed or Working Freelance	Total Graduates Employed in the Field
2021	N/A	N/A
2022	N/A	N/A

Institutional Employment

Calendar Year	Graduates Employed in the Field who are Employed by the Institution, an Employer Owned by the Institution, or an Employer who Shares Ownership with the Institution.	Total Graduates Employed in the Field
2021	N/A	N/A
2022	N/A	N/A

Student's Initials: _____ Date: _____

Initial only after you have had sufficient time to read and understand the information.



UNDERWOOD UNIVERSITY

1818 S. Western Ave. Suite 400 Los Angeles, CA 90006
Phone: 323-998-0399 | Web: www.underwood.edu

License Examination Passage Rates

(includes data for the two calendar years prior to reporting)

First Available Exam Date	Date Exam Results Announced	Number of Graduates in Calendar Year	Number of Graduates Taking Exam	Number Who Passed Exam	Number Who Failed Exam	Passage Rate
N/A	N/A	N/A	N/A	N/A	N/A	N/A
N/A	N/A	N/A	N/A	N/A	N/A	N/A

This program is not intended to prepare its graduates licensure. Licensure is not required for employment in this field.

Student's Initials: _____ Date: _____

Initial only after you have had sufficient time to read and understand the information.

Salary and Wage Information (includes data for the two calendar years prior to reporting)

Annual salary and wages reported for graduates employed in the field.

Calendar Year	Graduates Available for Employment	Graduates Employed in Field	\$20,001 - \$25,000	\$35,001 - \$40,000	\$40,001 - \$45,000	\$45,001 - \$50,000	No Salary Information Reported
<u>2021</u>	N/A	N/A	N/A	N/A	N/A	N/A	N/A
<u>2022</u>	N/A	N/A	N/A	N/A	N/A	N/A	N/A

A list of sources used to substantiate salary disclosures is available from the school. Please contact the Admissions Office for a copy of this list.

Student's Initials: _____ Date: _____

Initial only after you have had sufficient time to read and understand the information.

Cost of Educational Program

Total charges for the program for students completing on time in 2021: \$27,575

Total charges may be higher for students that do not complete on time.

Total charges for the program for students completing on time in 2022: \$27,575

Total charges may be higher for students that do not complete on time.

Student's Initials: _____ Date: _____

Initial only after you have had sufficient time to read and understand the information.



UNDERWOOD UNIVERSITY

1818 S. Western Ave. Suite 400 Los Angeles, CA 90006

Phone: 323-998-0399 | Web: www.underwood.edu

Students at Underwood University are not eligible for federal student loans. This institution does not meet the U.S. Department of Education criteria that would allow its students to participate in federal student aid programs.

Student's Initials: _____ **Date:** _____

Initial only after you have had sufficient time to read and understand the information.

This fact sheet is filed with the Bureau for Private Postsecondary Education. Regardless of any information you may have relating to completion rates, placement rates, starting salaries, or license exam passage rates, this fact sheet contains the information as calculated pursuant to state law.

Any questions a student may have regarding this fact sheet that have not been satisfactorily answered by the institution may be directed to the Bureau for Private Postsecondary Education at 1747 N. Market Blvd, Suite 225, Sacramento, CA 95834, www.bppe.ca.gov, toll-free telephone number (888) 370-7589 or by fax (916) 263-1897.

Student Name - Print

Student Signature

Date

School Official

Date



UNDERWOOD UNIVERSITY

1818 S. Western Ave. Suite 400 Los Angeles, CA 90006

Phone: 323-998-0399 | Web: www.underwood.edu

This program is new. Therefore, the number of students who graduate, the number of students who are placed, or the starting salary you can earn after finishing the educational program are unknown at this time. Information regarding general salary and placement statistics may be available from government sources or from the institution, but is not equivalent to actual performance data. This program began on 08/08/2022. As of 08/08/2024, two full years of data for this program will be available.

Definitions

- “Number of Students Who Began the Program” means the number of students who began a program who were scheduled to complete the program within 100% of the published program length within the reporting calendar year and excludes all students who cancelled during the cancellation period.
- “Students Available for Graduation” is the number of students who began the program minus the number of students who have died, been incarcerated, or been called to active military duty.
- “Number of On-time Graduates” is the number of students who completed the program within 100% of the published program length within the reporting calendar year.
- “On-time Completion Rate” is the number of on-time graduates divided by the number of students available for graduation.
- “150% Graduates” is the number of students who completed the program within 150% of the program length (includes on-time graduates).
- “150% Completion Rate” is the number of students who completed the program in the reported calendar year within 150% of the published program length, including on-time graduates, divided by the number of students available for graduation.
- “Graduates Available for Employment” means the number of graduates minus the number of graduates unavailable for employment.
- “Graduates Unavailable for Employment” means the graduates who, after graduation, die, become incarcerated, are called to active military duty, are international students that leave the United States or do not have a visa allowing employment in the United States, or are continuing their education in an accredited or bureau-approved postsecondary institution.
- “Graduates Employed in the Field” means graduates who beginning within six months after a student completes the applicable educational program are gainfully employed, whose employment has been reported, and for whom the institution has documented verification of employment. For occupations for which the state requires passing an examination, the six months period begins after the announcement of the examination results for the first examination available after a student completes an applicable educational program.
- “Placement Rate Employed in the Field” is calculated by dividing the number of graduates gainfully employed in the field by the number of graduates available for employment.



UNDERWOOD UNIVERSITY

1818 S. Western Ave. Suite 400 Los Angeles, CA 90006

Phone: 323-998-0399 | Web: www.underwood.edu

- “Number of Graduates Taking Exam” is the number of graduates who took the first available exam in the reported calendar year.
- “First Available Exam Date” is the date for the first available exam after a student completed a program.
- “Passage Rate” is calculated by dividing the number of graduates who passed the exam by the number of graduates who took the reported licensing exam.
- “Number Who Passed First Available Exam” is the number of graduates who took and passed the first available licensing exam after completing the program.
- “Salary” is as reported by graduate or graduate’s employer.
- “No Salary Information Reported” is the number of graduates for whom, after making reasonable attempts, the school was not able to obtain salary information




UNDERWOOD
UNIVERSITY

1818 S. Western Ave. Suite 400 Los Angeles, CA 90006

Phone: 323-998-0399 | Web: www.underwood.edu

STUDENT'S RIGHT TO CANCEL

A student has the right to cancel an enrollment agreement and obtain a refund of charges paid through attendance at the first class session, or the seventh day after enrollment, whichever is later. Students who cancel during this period will receive a full refund, including the usually nonrefundable application fee and registration fee. Requests for cancellation must be made in writing to the Admissions Office.



UNDERWOOD UNIVERSITY

1818 S. Western Ave. Suite 400 Los Angeles, CA 90006
Phone: 323-998-0399 | Web: www.underwood.edu

SCHOOL PERFORMANCE FACT SHEET CALENDAR YEARS 2021-2022

Bachelor Of Arts in Intercultural Leadership (4 years)

On- Time Completion Rate (Graduation Rates)

Includes date for the two calendar years prior to reporting.

Calendar Year	Number of Students Who Began the Program	Students Available for Graduation	Number of On-Time Graduates	On-Time Completion Rate
2021	0	0	0	0
2022	0	0	0	0

Student's Initial: _____ Date: _____

Initial Only after you have had sufficient time to read and understand the information.

Students Completing Within 150% of the Published Program Length

Calendar Year	Number of Students Who Began the Program	Students Available for Graduation	150% Graduates	150% Completion Rate
2021	0	0	0	0
2022	0	0	0	0

Student's Initial: _____ Date: _____

Initial Only after you have had sufficient time to read and understand the information.

Job Placement Rates

Includes date for the two calendar years prior to reporting.

Calendar Year	Number of Students Who Began the Program	Number of Graduates	Graduates Available for Employment	Graduates Employed in the Field	Placement Rate % Employment in the Field
2021	N/A	N/A	N/A	N/A	N/A
2022	N/A	N/A	N/A	N/A	N/A

You may obtain from the institution a list of the employment positions determined to be in the field for which a student received education and training. Please contact the Admissions Office for a list of these positions.



UNDERWOOD UNIVERSITY

1818 S. Western Ave. Suite 400 Los Angeles, CA 90006
Phone: 323-998-0399 | Web: www.underwood.edu

Gainfully Employed Categories (includes data for the two calendar years prior to reporting)

Part-Time vs. Full-Time Employment

Calendar Year	Graduate Employed in the Field 20-29 Hours Per Week	Graduates Employed in the Field at Least 30 Hours Per Week	Total Graduates Employed in the Field
2021	N/A	N/A	N/A
2022	N/A	N/A	N/A

Single Position vs. Concurrent Aggregated Position

Calendar Year	Graduates Employed in the Field in a Single Position	Graduates Employed in the Field in Concurrent Aggregated Positions	Total Graduates Employed in the Field
2021	N/A	N/A	N/A
2022	N/A	N/A	N/A

Self-Employed / Freelance Positions


Calendar Year	Graduates Employed who are Self Employed or Working Freelance	Total Graduates Employed in the Field
2021	N/A	N/A
2022	N/A	N/A

Institutional Employment

Calendar Year	Graduates Employed in the Field who are Employed by the Institution, an Employer Owned by the Institution, or an Employer who Shares Ownership with the Institution.	Total Graduates Employed in the Field
2021	N/A	N/A
2022	N/A	N/A

Student's Initials: _____ Date: _____

Initial only after you have had sufficient time to read and understand the information.



UNDERWOOD UNIVERSITY

1818 S. Western Ave. Suite 400 Los Angeles, CA 90006
Phone: 323-998-0399 | Web: www.underwood.edu

License Examination Passage Rates

(includes data for the two calendar years prior to reporting)

First Available Exam Date	Date Exam Results Announced	Number of Graduates in Calendar Year	Number of Graduates Taking Exam	Number Who Passed Exam	Number Who Failed Exam	Passage Rate
N/A	N/A	N/A	N/A	N/A	N/A	N/A
N/A	N/A	N/A	N/A	N/A	N/A	N/A

This program is not intended to prepare its graduates licensure. Licensure is not required for employment in this field.

Student's Initials: _____ Date: _____

Initial only after you have had sufficient time to read and understand the information.

Salary and Wage Information (includes data for the two calendar years prior to reporting)

Annual salary and wages reported for graduates employed in the field.

Calendar Year	Graduates Available for Employment	Graduates Employment in Field	\$20,001	\$35,001	\$40,001	\$45,001	No Salary Information Reported
			-	-	-	-	
			\$25,000	\$40,000	\$45,000	\$50,000	
<u>2021</u>	N/A	N/A	N/A	N/A	N/A	N/A	N/A
<u>2022</u>	N/A	N/A	N/A	N/A	N/A	N/A	N/A

A list of sources used to substantiate salary disclosures is available from the school. Please contact the Admissions Office for a copy of this list.

Student's Initials: _____ Date: _____

Initial only after you have had sufficient time to read and understand the information.

Cost of Educational Program

Total charges for the program for students completing on time in 2021: \$26,800

Total charges may be higher for students that do not complete on time.

Total charges for the program for students completing on time in 2022: \$26,800

Total charges may be higher for students that do not complete on time.

Student's Initials: _____ Date: _____

Initial only after you have had sufficient time to read and understand the information.



UNDERWOOD UNIVERSITY

1818 S. Western Ave. Suite 400 Los Angeles, CA 90006

Phone: 323-998-0399 | Web: www.underwood.edu

Students at Underwood University are not eligible for federal student loans. This institution does not meet the U.S. Department of Education criteria that would allow its students to participate in federal student aid programs.

Student's Initials: _____ **Date:** _____

Initial only after you have had sufficient time to read and understand the information.

This fact sheet is filed with the Bureau for Private Postsecondary Education. Regardless of any information you may have relating to completion rates, placement rates, starting salaries, or license exam passage rates, this fact sheet contains the information as calculated pursuant to state law.

Any questions a student may have regarding this fact sheet that have not been satisfactorily answered by the institution may be directed to the Bureau for Private Postsecondary Education at 1747 N. Market Blvd, Suite 225, Sacramento, CA 95834, www.bppe.ca.gov, toll-free telephone number (888) 370-7589 or by fax (916) 263-1897.


Student Name - Print

Student Signature

Date

School Official

Date



UNDERWOOD UNIVERSITY

1818 S. Western Ave. Suite 400 Los Angeles, CA 90006

Phone: 323-998-0399 | Web: www.underwood.edu

This program is new. Therefore, the number of students who graduate, the number of students who are placed, or the starting salary you can earn after finishing the educational program are unknown at this time. Information regarding general salary and placement statistics may be available from government sources or from the institution, but is not equivalent to actual performance data. This program began on 08/08/2022. As of 08/08/2024, two full years of data for this program will be available.

Definitions

- “Number of Students Who Began the Program” means the number of students who began a program who were scheduled to complete the program within 100% of the published program length within the reporting calendar year and excludes all students who cancelled during the cancellation period.
- “Students Available for Graduation” is the number of students who began the program minus the number of students who have died, been incarcerated, or been called to active military duty.
- “Number of On-time Graduates” is the number of students who completed the program within 100% of the published program length within the reporting calendar year.
- “On-time Completion Rate” is the number of on-time graduates divided by the number of students available for graduation.
- “150% Graduates” is the number of students who completed the program within 150% of the program length (includes on-time graduates).
- “150% Completion Rate” is the number of students who completed the program in the reported calendar year within 150% of the published program length, including on-time graduates, divided by the number of students available for graduation.
- “Graduates Available for Employment” means the number of graduates minus the number of graduates unavailable for employment.
- “Graduates Unavailable for Employment” means the graduates who, after graduation, die, become incarcerated, are called to active military duty, are international students that leave the United States or do not have a visa allowing employment in the United States, or are continuing their education in an accredited or bureau-approved postsecondary institution.
- “Graduates Employed in the Field” means graduates who beginning within six months after a student completes the applicable educational program are gainfully employed, whose employment has been reported, and for whom the institution has documented verification of employment. For occupations for which the state requires passing an examination, the six months period begins after the announcement of the examination results for the first examination available after a student completes an applicable educational program.
- “Placement Rate Employed in the Field” is calculated by dividing the number of graduates gainfully employed in the field by the number of graduates available for employment.




UNDERWOOD UNIVERSITY

1818 S. Western Ave. Suite 400 Los Angeles, CA 90006

Phone: 323-998-0399 | Web: www.underwood.edu

- “Number of Graduates Taking Exam” is the number of graduates who took the first available exam in the reported calendar year.
- “First Available Exam Date” is the date for the first available exam after a student completed a program.
- “Passage Rate” is calculated by dividing the number of graduates who passed the exam by the number of graduates who took the reported licensing exam.
- “Number Who Passed First Available Exam” is the number of graduates who took and passed the first available licensing exam after completing the program.
- “Salary” is as reported by graduate or graduate’s employer.
- “No Salary Information Reported” is the number of graduates for whom, after making reasonable attempts, the school was not able to obtain salary information



UNDERWOOD
UNIVERSITY

1818 S. Western Ave. Suite 400 Los Angeles, CA 90006

Phone: 323-998-0399 | Web: www.underwood.edu

STUDENT'S RIGHT TO CANCEL

A student has the right to cancel an enrollment agreement and obtain a refund of charges paid through attendance at the first class session, or the seventh day after enrollment, whichever is later. Students who cancel during this period will receive a full refund, including the usually nonrefundable application fee and registration fee. Requests for cancellation must be made in writing to the Admissions Office.



UNDERWOOD UNIVERSITY

1818 S. Western Ave. Suite 400 Los Angeles, CA 90006
Phone: 323-998-0399 | Web: www.underwood.edu

SCHOOL PERFORMANCE FACT SHEET CALENDAR YEARS 2021-2022

Bachelor Of Arts in Biblical Studies (4 years)

On- Time Completion Rate (Graduation Rates)

Includes date for the two calendar years prior to reporting.

Calendar Year	Number of Students Who Began the Program	Students Available for Graduation	Number of On-Time Graduates	On-Time Completion Rate
2021	0	0	0	0
2022	0	0	0	0

Student's Initial: _____ Date: _____

Initial Only after you have had sufficient time to read and understand the information.

Students Completing Within 150% of the Published Program Length

Calendar Year	Number of Students Who Began the Program	Students Available for Graduation	150% Graduates	150% Completion Rate
2021	0	0	0	0
2022	0	0	0	0

Student's Initial: _____ Date: _____


Initial Only after you have had sufficient time to read and understand the information.

Job Placement Rates

Includes date for the two calendar years prior to reporting.

Calendar Year	Number of Students Who Began the Program	Number of Graduates	Graduates Available for Employment	Graduates Employed in the Field	Placement Rate % Employment in the Field
2021	N/A	N/A	N/A	N/A	N/A
2022	N/A	N/A	N/A	N/A	N/A

You may obtain from the institution a list of the employment positions determined to be in the field for which a student received education and training. Please contact the Admissions Office for a list of these positions.



UNDERWOOD UNIVERSITY

1818 S. Western Ave. Suite 400 Los Angeles, CA 90006

Phone: 323-998-0399 | Web: www.underwood.edu

Gainfully Employed Categories (includes data for the two calendar years prior to reporting)

Part-Time vs. Full-Time Employment

Calendar Year	Graduate Employed in the Field 20-29 Hours Per Week	Graduates Employed in the Field at Least 30 Hours Per Week	Total Graduates Employed in the Field
2021	N/A	N/A	N/A
2022	N/A	N/A	N/A

Single Position vs. Concurrent Aggregated Position

Calendar Year	Graduates Employed in the Field in a Single Position	Graduates Employed in the Field in Concurrent Aggregated Positions	Total Graduates Employed in the Field
2021	N/A	N/A	N/A
2022	N/A	N/A	N/A

Self-Employed / Freelance Positions

Calendar Year	Graduates Employed who are Self Employed or Working Freelance	Total Graduates Employed in the Field
2021	N/A	N/A
2022	N/A	N/A

Institutional Employment

Calendar Year	Graduates Employed in the Field who are Employed by the Institution, an Employer Owned by the Institution, or an Employer who Shares Ownership with the Institution.	Total Graduates Employed in the Field
2021	N/A	N/A
2022	N/A	N/A

Student's Initials: _____ Date: _____

Initial only after you have had sufficient time to read and understand the information.



UNDERWOOD UNIVERSITY

1818 S. Western Ave. Suite 400 Los Angeles, CA 90006
Phone: 323-998-0399 | Web: www.underwood.edu

License Examination Passage Rates

(includes data for the two calendar years prior to reporting)

First Available Exam Date	Date Exam Results Announced	Number of Graduates in Calendar Year	Number of Graduates Taking Exam	Number Who Passed Exam	Number Who Failed Exam	Passage Rate
N/A	N/A	N/A	N/A	N/A	N/A	N/A
N/A	N/A	N/A	N/A	N/A	N/A	N/A

This program is not intended to prepare its graduates licensure. Licensure is not required for employment in this field.

Student's Initials: _____ Date: _____

Initial only after you have had sufficient time to read and understand the information.

Salary and Wage Information (includes data for the two calendar years prior to reporting)

Annual salary and wages reported for graduates employed in the field.

Calendar Year	Graduates Available for Employment	Graduates Employment in Field	\$20,001 - \$25,000	\$35,001 - \$40,000	\$40,001 - \$45,000	\$45,001 - \$50,000	No Salary Information Reported
<u>2021</u>	N/A	N/A	N/A	N/A	N/A	N/A	N/A
<u>2022</u>	N/A	N/A	N/A	N/A	N/A	N/A	N/A

A list of sources used to substantiate salary disclosures is available from the school. Please contact the Admissions Office for a copy of this list.

Student's Initials: _____ Date: _____

Initial only after you have had sufficient time to read and understand the information.

Cost of Educational Program

Total charges for the program for students completing on time in 2021: \$26,800


Total charges may be higher for students that do not complete on time.

Total charges for the program for students completing on time in 2022: \$26,800

Total charges may be higher for students that do not complete on time.

Student's Initials: _____ Date: _____

Initial only after you have had sufficient time to read and understand the information.



UNDERWOOD UNIVERSITY

1818 S. Western Ave. Suite 400 Los Angeles, CA 90006

Phone: 323-998-0399 | Web: www.underwood.edu

Students at Underwood University are not eligible for federal student loans. This institution does not meet the U.S. Department of Education criteria that would allow its students to participate in federal student aid programs.

Student's Initials: _____ **Date:** _____

Initial only after you have had sufficient time to read and understand the information.

This fact sheet is filed with the Bureau for Private Postsecondary Education. Regardless of any information you may have relating to completion rates, placement rates, starting salaries, or license exam passage rates, this fact sheet contains the information as calculated pursuant to state law.

Any questions a student may have regarding this fact sheet that have not been satisfactorily answered by the institution may be directed to the Bureau for Private Postsecondary Education at 1747 N. Market Blvd, Suite 225, Sacramento, CA 95834, www.bppe.ca.gov, toll-free telephone number (888) 370-7589 or by fax (916) 263-1897.


Student Name - Print

Student Signature

Date

School Official

Date



UNDERWOOD UNIVERSITY

1818 S. Western Ave. Suite 400 Los Angeles, CA 90006

Phone: 323-998-0399 | Web: www.underwood.edu

This program is new. Therefore, the number of students who graduate, the number of students who are placed, or the starting salary you can earn after finishing the educational program are unknown at this time. Information regarding general salary and placement statistics may be available from government sources or from the institution, but is not equivalent to actual performance data. This program began on 08/08/2022. As of 08/08/2024, two full years of data for this program will be available.

Definitions

- “Number of Students Who Began the Program” means the number of students who began a program who were scheduled to complete the program within 100% of the published program length within the reporting calendar year and excludes all students who cancelled during the cancellation period.
- “Students Available for Graduation” is the number of students who began the program minus the number of students who have died, been incarcerated, or been called to active military duty.
- “Number of On-time Graduates” is the number of students who completed the program within 100% of the published program length within the reporting calendar year.
- “On-time Completion Rate” is the number of on-time graduates divided by the number of students available for graduation.
- “150% Graduates” is the number of students who completed the program within 150% of the program length (includes on-time graduates).
- “150% Completion Rate” is the number of students who completed the program in the reported calendar year within 150% of the published program length, including on-time graduates, divided by the number of students available for graduation.
- “Graduates Available for Employment” means the number of graduates minus the number of graduates unavailable for employment.
- “Graduates Unavailable for Employment” means the graduates who, after graduation, die, become incarcerated, are called to active military duty, are international students that leave the United States or do not have a visa allowing employment in the United States, or are continuing their education in an accredited or bureau-approved postsecondary institution.
- “Graduates Employed in the Field” means graduates who beginning within six months after a student completes the applicable educational program are gainfully employed, whose employment has been reported, and for whom the institution has documented verification of employment. For occupations for which the state requires passing an examination, the six months period begins after the announcement of the examination results for the first examination available after a student completes an applicable educational program.
- “Placement Rate Employed in the Field” is calculated by dividing the number of graduates gainfully employed in the field by the number of graduates available for employment.



UNDERWOOD UNIVERSITY

1818 S. Western Ave. Suite 400 Los Angeles, CA 90006

Phone: 323-998-0399 | Web: www.underwood.edu

- “Number of Graduates Taking Exam” is the number of graduates who took the first available exam in the reported calendar year.
- “First Available Exam Date” is the date for the first available exam after a student completed a program.
- “Passage Rate” is calculated by dividing the number of graduates who passed the exam by the number of graduates who took the reported licensing exam.
- “Number Who Passed First Available Exam” is the number of graduates who took and passed the first available licensing exam after completing the program.
- “Salary” is as reported by graduate or graduate’s employer.
- “No Salary Information Reported” is the number of graduates for whom, after making reasonable attempts, the school was not able to obtain salary information



UNDERWOOD
UNIVERSITY

1818 S. Western Ave. Suite 400 Los Angeles, CA 90006
Phone: 323-998-0399 | Web: www.underwood.edu

STUDENT'S RIGHT TO CANCEL

A student has the right to cancel an enrollment agreement and obtain a refund of charges paid through attendance at the first class session, or the seventh day after enrollment, whichever is later. Students who cancel during this period will receive a full refund, including the usually nonrefundable application fee and registration fee. Requests for cancellation must be made in writing to the Admissions Office.



UNDERWOOD UNIVERSITY

1818 S. Western Ave. Suite 400 Los Angeles, CA 90006
Phone: 323-998-0399 | Web: www.underwood.edu

SCHOOL PERFORMANCE FACT SHEET CALENDAR YEARS 2021-2022

Master Of Business Administration (2 years)

On- Time Completion Rate (Graduation Rates)

Includes date for the two calendar years prior to reporting.

Calendar Year	Number of Students Who Began the Program	Students Available for Graduation	Number of On-Time Graduates	On-Time Completion Rate
2021	0	0	0	0
2022	0	0	0	0

Student's Initial: _____ Date: _____

Initial Only after you have had sufficient time to read and understand the information.

Students Completing Within 150% of the Published Program Length

Calendar Year	Number of Students Who Began the Program	Students Available for Graduation	150% Graduates	150% Completion Rate
2021	0	0	0	0
2022	0	0	0	0

Student's Initial: _____ Date: _____

Initial Only after you have had sufficient time to read and understand the information.

Job Placement Rates

Includes date for the two calendar years prior to reporting.

Calendar Year	Number of Students Who Began the Program	Number of Graduates	Graduates Available for Employment	Graduates Employed in the Field	Placement Rate % Employment in the Field
2021	N/A	N/A	N/A	N/A	N/A
2022	N/A	N/A	N/A	N/A	N/A

You may obtain from the institution a list of the employment positions determined to be in the field for which a student received education and training. Please contact the Admissions Office for a list of these positions.



UNDERWOOD UNIVERSITY

1818 S. Western Ave. Suite 400 Los Angeles, CA 90006

Phone: 323-998-0399 | Web: www.underwood.edu

Gainfully Employed Categories (includes data for the two calendar years prior to reporting)

Part-Time vs. Full-Time Employment

Calendar Year	Graduate Employed in the Field 20-29 Hours Per Week	Graduates Employed in the Field at Least 30 Hours Per Week	Total Graduates Employed in the Field
2021	N/A	N/A	N/A
2022	N/A	N/A	N/A

Single Position vs. Concurrent Aggregated Position

Calendar Year	Graduates Employed in the Field in a Single Position	Graduates Employed in the Field in Concurrent Aggregated Positions	Total Graduates Employed in the Field
2021	N/A	N/A	N/A
2022	N/A	N/A	N/A

Self-Employed / Freelance Positions


Calendar Year	Graduates Employed who are Self Employed or Working Freelance	Total Graduates Employed in the Field
2021	N/A	N/A
2022	N/A	N/A

Institutional Employment

Calendar Year	Graduates Employed in the Field who are Employed by the Institution, an Employer Owned by the Institution, or an Employer who Shares Ownership with the Institution.	Total Graduates Employed in the Field
2021	N/A	N/A
2022	N/A	N/A

Student's Initials: _____ Date: _____

Initial only after you have had sufficient time to read and understand the information.



UNDERWOOD UNIVERSITY

1818 S. Western Ave. Suite 400 Los Angeles, CA 90006
Phone: 323-998-0399 | Web: www.underwood.edu

License Examination Passage Rates

(includes data for the two calendar years prior to reporting)

First Available Exam Date	Date Exam Results Announced	Number of Graduates in Calendar Year	Number of Graduates Taking Exam	Number Who Passed Exam	Number Who Failed Exam	Passage Rate
N/A	N/A	N/A	N/A	N/A	N/A	N/A
N/A	N/A	N/A	N/A	N/A	N/A	N/A

This program is not intended to prepare its graduates licensure. Licensure is not required for employment in this field.

Student's Initials: _____ Date: _____

Initial only after you have had sufficient time to read and understand the information.

Salary and Wage Information (includes data for the two calendar years prior to reporting)

Annual salary and wages reported for graduates employed in the field.

Calendar Year	Graduates Available for Employment	Graduates Employment in Field	\$20,001 - \$25,000	\$35,001 - \$40,000	\$40,001 - \$45,000	\$45,001 - \$50,000	No Salary Information Reported
<u>2021</u>	N/A	N/A	N/A	N/A	N/A	N/A	N/A
<u>2022</u>	N/A	N/A	N/A	N/A	N/A	N/A	N/A

A list of sources used to substantiate salary disclosures is available from the school. Please contact the Admissions Office for a copy of this list.

Student's Initials: _____ Date: _____

Initial only after you have had sufficient time to read and understand the information.

Cost of Educational Program

Total charges for the program for students completing on time in 2021: \$20,800

Total charges may be higher for students that do not complete on time.

Total charges for the program for students completing on time in 2022: \$20,800

Total charges may be higher for students that do not complete on time.

Student's Initials: _____ Date: _____

Initial only after you have had sufficient time to read and understand the information.



UNDERWOOD UNIVERSITY

1818 S. Western Ave. Suite 400 Los Angeles, CA 90006
Phone: 323-998-0399 | Web: www.underwood.edu

Students at Underwood University are not eligible for federal student loans. This institution does not meet the U.S. Department of Education criteria that would allow its students to participate in federal student aid programs.

Student's Initials: _____ **Date:** _____

Initial only after you have had sufficient time to read and understand the information.

This fact sheet is filed with the Bureau for Private Postsecondary Education. Regardless of any information you may have relating to completion rates, placement rates, starting salaries, or license exam passage rates, this fact sheet contains the information as calculated pursuant to state law.

Any questions a student may have regarding this fact sheet that have not been satisfactorily answered by the institution may be directed to the Bureau for Private Postsecondary Education at 1747 N. Market Blvd, Suite 225, Sacramento, CA 95834, www.bppe.ca.gov, toll-free telephone number (888) 370-7589 or by fax (916) 263-1897.

Student Name - Print

Student Signature

Date

School Official

Date



UNDERWOOD UNIVERSITY

1818 S. Western Ave. Suite 400 Los Angeles, CA 90006

Phone: 323-998-0399 | Web: www.underwood.edu

This program is new. Therefore, the number of students who graduate, the number of students who are placed, or the starting salary you can earn after finishing the educational program are unknown at this time. Information regarding general salary and placement statistics may be available from government sources or from the institution, but is not equivalent to actual performance data. This program began on 08/08/2022. As of 08/08/2024, two full years of data for this program will be available.

Definitions

- “Number of Students Who Began the Program” means the number of students who began a program who were scheduled to complete the program within 100% of the published program length within the reporting calendar year and excludes all students who cancelled during the cancellation period.
- “Students Available for Graduation” is the number of students who began the program minus the number of students who have died, been incarcerated, or been called to active military duty.
- “Number of On-time Graduates” is the number of students who completed the program within 100% of the published program length within the reporting calendar year.
- “On-time Completion Rate” is the number of on-time graduates divided by the number of students available for graduation.
- “150% Graduates” is the number of students who completed the program within 150% of the program length (includes on-time graduates).
- “150% Completion Rate” is the number of students who completed the program in the reported calendar year within 150% of the published program length, including on-time graduates, divided by the number of students available for graduation.
- “Graduates Available for Employment” means the number of graduates minus the number of graduates unavailable for employment.
- “Graduates Unavailable for Employment” means the graduates who, after graduation, die, become incarcerated, are called to active military duty, are international students that leave the United States or do not have a visa allowing employment in the United States, or are continuing their education in an accredited or bureau-approved postsecondary institution.
- “Graduates Employed in the Field” means graduates who beginning within six months after a student completes the applicable educational program are gainfully employed, whose employment has been reported, and for whom the institution has documented verification of employment. For occupations for which the state requires passing an examination, the six months period begins after the announcement of the examination results for the first examination available after a student completes an applicable educational program.
- “Placement Rate Employed in the Field” is calculated by dividing the number of graduates gainfully employed in the field by the number of graduates available for employment.



UNDERWOOD UNIVERSITY

1818 S. Western Ave. Suite 400 Los Angeles, CA 90006

Phone: 323-998-0399 | Web: www.underwood.edu

- “Number of Graduates Taking Exam” is the number of graduates who took the first available exam in the reported calendar year.
- “First Available Exam Date” is the date for the first available exam after a student completed a program.
- “Passage Rate” is calculated by dividing the number of graduates who passed the exam by the number of graduates who took the reported licensing exam.
- “Number Who Passed First Available Exam” is the number of graduates who took and passed the first available licensing exam after completing the program.
- “Salary” is as reported by graduate or graduate’s employer.
- “No Salary Information Reported” is the number of graduates for whom, after making reasonable attempts, the school was not able to obtain salary information




UNDERWOOD
UNIVERSITY

1818 S. Western Ave. Suite 400 Los Angeles, CA 90006

Phone: 323-998-0399 | Web: www.underwood.edu

STUDENT'S RIGHT TO CANCEL

A student has the right to cancel an enrollment agreement and obtain a refund of charges paid through attendance at the first class session, or the seventh day after enrollment, whichever is later. Students who cancel during this period will receive a full refund, including the usually nonrefundable application fee and registration fee. Requests for cancellation must be made in writing to the Admissions Office.



UNDERWOOD UNIVERSITY

1818 S. Western Ave. Suite 400 Los Angeles, CA 90006
Phone: 323-998-0399 | Web: www.underwood.edu

SCHOOL PERFORMANCE FACT SHEET CALENDAR YEARS 2021-2022

Master Of Business Administration STEM Concentration Program (2 years)

On- Time Completion Rate (Graduation Rates)

Includes date for the two calendar years prior to reporting.

Calendar Year	Number of Students Who Began the Program	Students Available for Graduation	Number of On-Time Graduates	On-Time Completion Rate
2021	0	0	0	0
2022	0	0	0	0

Student's Initial: _____ Date: _____

Initial Only after you have had sufficient time to read and understand the information.

Students Completing Within 150% of the Published Program Length

Calendar Year	Number of Students Who Began the Program	Students Available for Graduation	150% Graduates	150% Completion Rate
2021	0	0	0	0
2022	0	0	0	0

Student's Initial: _____ Date: _____

Initial Only after you have had sufficient time to read and understand the information.

Job Placement Rates

Includes date for the two calendar years prior to reporting.

Calendar Year	Number of Students Who Began the Program	Number of Graduates	Graduates Available for Employment	Graduates Employed in the Field	Placement Rate % Employment in the Field
2021	N/A	N/A	N/A	N/A	N/A
2022	N/A	N/A	N/A	N/A	N/A

You may obtain from the institution a list of the employment positions determined to be in the field for which a student received education and training. Please contact the Admissions Office for a list of these positions.



UNDERWOOD UNIVERSITY

1818 S. Western Ave. Suite 400 Los Angeles, CA 90006

Phone: 323-998-0399 | Web: www.underwood.edu

Gainfully Employed Categories (includes data for the two calendar years prior to reporting)

Part-Time vs. Full-Time Employment

Calendar Year	Graduate Employed in the Field 20-29 Hours Per Week	Graduates Employed in the Field at Least 30 Hours Per Week	Total Graduates Employed in the Field
2021	N/A	N/A	N/A
2022	N/A	N/A	N/A

Single Position vs. Concurrent Aggregated Position

Calendar Year	Graduates Employed in the Field in a Single Position	Graduates Employed in the Field in Concurrent Aggregated Positions	Total Graduates Employed in the Field
2021	N/A	N/A	N/A
2022	N/A	N/A	N/A

Self-Employed / Freelance Positions

Calendar Year	Graduates Employed who are Self Employed or Working Freelance	Total Graduates Employed in the Field
2021	N/A	N/A
2022	N/A	N/A

Institutional Employment

Calendar Year	Graduates Employed in the Field who are Employed by the Institution, an Employer Owned by the Institution, or an Employer who Shares Ownership with the Institution.	Total Graduates Employed in the Field
2021	N/A	N/A
2022	N/A	N/A

Student's Initials: _____ Date: _____

Initial only after you have had sufficient time to read and understand the information.



UNDERWOOD UNIVERSITY

1818 S. Western Ave. Suite 400 Los Angeles, CA 90006
Phone: 323-998-0399 | Web: www.underwood.edu

License Examination Passage Rates

(includes data for the two calendar years prior to reporting)

First Available Exam Date	Date Exam Results Announced	Number of Graduates in Calendar Year	Number of Graduates Taking Exam	Number Who Passed Exam	Number Who Failed Exam	Passage Rate
N/A	N/A	N/A	N/A	N/A	N/A	N/A
N/A	N/A	N/A	N/A	N/A	N/A	N/A

This program is not intended to prepare its graduates licensure. Licensure is not required for employment in this field.

Student's Initials: _____ Date: _____

Initial only after you have had sufficient time to read and understand the information.

Salary and Wage Information (includes data for the two calendar years prior to reporting)

Annual salary and wages reported for graduates employed in the field.

Calendar Year	Graduates Available for Employment	Graduates Employment in Field	\$20,001	\$35,001	\$40,001	\$45,001	No Salary Information Reported
			- \$25,000	- \$40,000	- \$45,000	- \$50,000	
<u>2021</u>	N/A	N/A	N/A	N/A	N/A	N/A	N/A
<u>2022</u>	N/A	N/A	N/A	N/A	N/A	N/A	N/A

A list of sources used to substantiate salary disclosures is available from the school. Please contact the Admissions Office for a copy of this list.

Student's Initials: _____ Date: _____

Initial only after you have had sufficient time to read and understand the information.

Cost of Educational Program

Total charges for the program for students completing on time in 2021: \$28,000

Total charges may be higher for students that do not complete on time.

Total charges for the program for students completing on time in 2022: \$28,000

Total charges may be higher for students that do not complete on time.

Student's Initials: _____ Date: _____

Initial only after you have had sufficient time to read and understand the information.



UNDERWOOD UNIVERSITY

1818 S. Western Ave. Suite 400 Los Angeles, CA 90006
Phone: 323-998-0399 | Web: www.underwood.edu

Students at Underwood University are not eligible for federal student loans. This institution does not meet the U.S. Department of Education criteria that would allow its students to participate in federal student aid programs.

Student's Initials: _____ **Date:** _____

Initial only after you have had sufficient time to read and understand the information.

This fact sheet is filed with the Bureau for Private Postsecondary Education. Regardless of any information you may have relating to completion rates, placement rates, starting salaries, or license exam passage rates, this fact sheet contains the information as calculated pursuant to state law.

Any questions a student may have regarding this fact sheet that have not been satisfactorily answered by the institution may be directed to the Bureau for Private Postsecondary Education at 1747 N. Market Blvd, Suite 225, Sacramento, CA 95834, www.bppe.ca.gov, toll-free telephone number (888) 370-7589 or by fax (916) 263-1897.

Student Name - Print

Student Signature

Date

School Official

Date



UNDERWOOD UNIVERSITY

1818 S. Western Ave. Suite 400 Los Angeles, CA 90006

Phone: 323-998-0399 | Web: www.underwood.edu

This program is new. Therefore, the number of students who graduate, the number of students who are placed, or the starting salary you can earn after finishing the educational program are unknown at this time. Information regarding general salary and placement statistics may be available from government sources or from the institution, but is not equivalent to actual performance data. This program began on 08/08/2022. As of 08/08/2024, two full years of data for this program will be available.

Definitions

- “Number of Students Who Began the Program” means the number of students who began a program who were scheduled to complete the program within 100% of the published program length within the reporting calendar year and excludes all students who cancelled during the cancellation period.
- “Students Available for Graduation” is the number of students who began the program minus the number of students who have died, been incarcerated, or been called to active military duty.
- “Number of On-time Graduates” is the number of students who completed the program within 100% of the published program length within the reporting calendar year.
- “On-time Completion Rate” is the number of on-time graduates divided by the number of students available for graduation.
- “150% Graduates” is the number of students who completed the program within 150% of the program length (includes on-time graduates).
- “150% Completion Rate” is the number of students who completed the program in the reported calendar year within 150% of the published program length, including on-time graduates, divided by the number of students available for graduation.
- “Graduates Available for Employment” means the number of graduates minus the number of graduates unavailable for employment.
- “Graduates Unavailable for Employment” means the graduates who, after graduation, die, become incarcerated, are called to active military duty, are international students that leave the United States or do not have a visa allowing employment in the United States, or are continuing their education in an accredited or bureau-approved postsecondary institution.
- “Graduates Employed in the Field” means graduates who beginning within six months after a student completes the applicable educational program are gainfully employed, whose employment has been reported, and for whom the institution has documented verification of employment. For occupations for which the state requires passing an examination, the six months period begins after the announcement of the examination results for the first examination available after a student completes an applicable educational program.
- “Placement Rate Employed in the Field” is calculated by dividing the number of graduates gainfully employed in the field by the number of graduates available for employment.



UNDERWOOD UNIVERSITY

1818 S. Western Ave. Suite 400 Los Angeles, CA 90006

Phone: 323-998-0399 | Web: www.underwood.edu

- “Number of Graduates Taking Exam” is the number of graduates who took the first available exam in the reported calendar year.
- “First Available Exam Date” is the date for the first available exam after a student completed a program.
- “Passage Rate” is calculated by dividing the number of graduates who passed the exam by the number of graduates who took the reported licensing exam.
- “Number Who Passed First Available Exam” is the number of graduates who took and passed the first available licensing exam after completing the program.
- “Salary” is as reported by graduate or graduate’s employer.
- “No Salary Information Reported” is the number of graduates for whom, after making reasonable attempts, the school was not able to obtain salary information



UNDERWOOD UNIVERSITY

1818 S. Western Ave. Suite 400 Los Angeles, CA 90006

Phone: 323-998-0399 | Web: www.underwood.edu

STUDENT'S RIGHT TO CANCEL

A student has the right to cancel an enrollment agreement and obtain a refund of charges paid through attendance at the first class session, or the seventh day after enrollment, whichever is later. Students who cancel during this period will receive a full refund, including the usually nonrefundable application fee and registration fee. Requests for cancellation must be made in writing to the Admissions Office.



UNDERWOOD UNIVERSITY

1818 S. Western Ave. Suite 400 Los Angeles, CA 90006
Phone: 323-998-0399 | Web: www.underwood.edu

SCHOOL PERFORMANCE FACT SHEET CALENDAR YEARS 2021-2022

Master Of Fine Arts (2 years)

On- Time Completion Rate (Graduation Rates)

Includes date for the two calendar years prior to reporting.

Calendar Year	Number of Students Who Began the Program	Students Available for Graduation	Number of On-Time Graduates	On-Time Completion Rate
2021	0	0	0	0
2022	0	0	0	0

Student's Initial: _____ Date: _____

Initial Only after you have had sufficient time to read and understand the information.

Students Completing Within 150% of the Published Program Length

Calendar Year	Number of Students Who Began the Program	Students Available for Graduation	150% Graduates	150% Completion Rate
2021	0	0	0	0
2022	0	0	0	0

Student's Initial: _____ Date: _____

Initial Only after you have had sufficient time to read and understand the information.

Job Placement Rates

Includes date for the two calendar years prior to reporting.

Calendar Year	Number of Students Who Began the Program	Number of Graduates	Graduates Available for Employment	Graduates Employed in the Field	Placement Rate % Employment in the Field
2021	N/A	N/A	N/A	N/A	N/A
2022	N/A	N/A	N/A	N/A	N/A

You may obtain from the institution a list of the employment positions determined to be in the field for which a student received education and training. Please contact the Admissions Office for a list of these positions.



UNDERWOOD UNIVERSITY

1818 S. Western Ave. Suite 400 Los Angeles, CA 90006
Phone: 323-998-0399 | Web: www.underwood.edu

Gainfully Employed Categories (includes data for the two calendar years prior to reporting)

Part-Time vs. Full-Time Employment

Calendar Year	Graduate Employed in the Field 20-29 Hours Per Week	Graduates Employed in the Field at Least 30 Hours Per Week	Total Graduates Employed in the Field
2021	N/A	N/A	N/A
2022	N/A	N/A	N/A

Single Position vs. Concurrent Aggregated Position

Calendar Year	Graduates Employed in the Field in a Single Position	Graduates Employed in the Field in Concurrent Aggregated Positions	Total Graduates Employed in the Field
2021	N/A	N/A	N/A
2022	N/A	N/A	N/A

Self-Employed / Freelance Positions

Calendar Year	Graduates Employed who are Self Employed or Working Freelance	Total Graduates Employed in the Field
2021	N/A	N/A
2022	N/A	N/A

Institutional Employment

Calendar Year	Graduates Employed in the Field who are Employed by the Institution, an Employer Owned by the Institution, or an Employer who Shares Ownership with the Institution.	Total Graduates Employed in the Field
2021	N/A	N/A
2022	N/A	N/A

Student's Initials: _____ Date: _____

Initial only after you have had sufficient time to read and understand the information.



UNDERWOOD UNIVERSITY

1818 S. Western Ave. Suite 400 Los Angeles, CA 90006
Phone: 323-998-0399 | Web: www.underwood.edu

License Examination Passage Rates

(includes data for the two calendar years prior to reporting)

First Available Exam Date	Date Exam Results Announced	Number of Graduates in Calendar Year	Number of Graduates Taking Exam	Number Who Passed Exam	Number Who Failed Exam	Passage Rate
N/A	N/A	N/A	N/A	N/A	N/A	N/A
N/A	N/A	N/A	N/A	N/A	N/A	N/A

This program is not intended to prepare its graduates licensure. Licensure is not required for employment in this field.

Student's Initials: _____ Date: _____

Initial only after you have had sufficient time to read and understand the information.

Salary and Wage Information (includes data for the two calendar years prior to reporting)

Annual salary and wages reported for graduates employed in the field.

Calendar Year	Graduates Available for Employment	Graduates Employment in Field	\$20,001 - \$25,000	\$35,001 - \$40,000	\$40,001 - \$45,000	\$45,001 - \$50,000	No Salary Information Reported
<u>2021</u>	N/A	N/A	N/A	N/A	N/A	N/A	N/A
<u>2022</u>	N/A	N/A	N/A	N/A	N/A	N/A	N/A

A list of sources used to substantiate salary disclosures is available from the school. Please contact the Admissions Office for a copy of this list.

Student's Initials: _____ Date: _____

Initial only after you have had sufficient time to read and understand the information.

Cost of Educational Program

Total charges for the program for students completing on time in 2021: \$21,825

Total charges may be higher for students that do not complete on time.

Total charges for the program for students completing on time in 2022: \$21,825

Total charges may be higher for students that do not complete on time.

Student's Initials: _____ Date: _____

Initial only after you have had sufficient time to read and understand the information.



UNDERWOOD UNIVERSITY

1818 S. Western Ave. Suite 400 Los Angeles, CA 90006
Phone: 323-998-0399 | Web: www.underwood.edu

Students at Underwood University are not eligible for federal student loans. This institution does not meet the U.S. Department of Education criteria that would allow its students to participate in federal student aid programs.

Student's Initials: _____ **Date:** _____

Initial only after you have had sufficient time to read and understand the information.

This fact sheet is filed with the Bureau for Private Postsecondary Education. Regardless of any information you may have relating to completion rates, placement rates, starting salaries, or license exam passage rates, this fact sheet contains the information as calculated pursuant to state law.

Any questions a student may have regarding this fact sheet that have not been satisfactorily answered by the institution may be directed to the Bureau for Private Postsecondary Education at 1747 N. Market Blvd, Suite 225, Sacramento, CA 95834, www.bppe.ca.gov, toll-free telephone number (888) 370-7589 or by fax (916) 263-1897.


Student Name - Print

Student Signature

Date

School Official

Date



UNDERWOOD UNIVERSITY

1818 S. Western Ave. Suite 400 Los Angeles, CA 90006

Phone: 323-998-0399 | Web: www.underwood.edu

This program is new. Therefore, the number of students who graduate, the number of students who are placed, or the starting salary you can earn after finishing the educational program are unknown at this time. Information regarding general salary and placement statistics may be available from government sources or from the institution, but is not equivalent to actual performance data. This program began on 08/08/2022. As of 08/08/2024, two full years of data for this program will be available.

Definitions

- “Number of Students Who Began the Program” means the number of students who began a program who were scheduled to complete the program within 100% of the published program length within the reporting calendar year and excludes all students who cancelled during the cancellation period.
- “Students Available for Graduation” is the number of students who began the program minus the number of students who have died, been incarcerated, or been called to active military duty.
- “Number of On-time Graduates” is the number of students who completed the program within 100% of the published program length within the reporting calendar year.
- “On-time Completion Rate” is the number of on-time graduates divided by the number of students available for graduation.
- “150% Graduates” is the number of students who completed the program within 150% of the program length (includes on-time graduates).
- “150% Completion Rate” is the number of students who completed the program in the reported calendar year within 150% of the published program length, including on-time graduates, divided by the number of students available for graduation.
- “Graduates Available for Employment” means the number of graduates minus the number of graduates unavailable for employment.
- “Graduates Unavailable for Employment” means the graduates who, after graduation, die, become incarcerated, are called to active military duty, are international students that leave the United States or do not have a visa allowing employment in the United States, or are continuing their education in an accredited or bureau-approved postsecondary institution.
- “Graduates Employed in the Field” means graduates who beginning within six months after a student completes the applicable educational program are gainfully employed, whose employment has been reported, and for whom the institution has documented verification of employment. For occupations for which the state requires passing an examination, the six months period begins after the announcement of the examination results for the first examination available after a student completes an applicable educational program.
- “Placement Rate Employed in the Field” is calculated by dividing the number of graduates gainfully employed in the field by the number of graduates available for employment.




UNDERWOOD UNIVERSITY

1818 S. Western Ave. Suite 400 Los Angeles, CA 90006

Phone: 323-998-0399 | Web: www.underwood.edu

- “Number of Graduates Taking Exam” is the number of graduates who took the first available exam in the reported calendar year.
- “First Available Exam Date” is the date for the first available exam after a student completed a program.
- “Passage Rate” is calculated by dividing the number of graduates who passed the exam by the number of graduates who took the reported licensing exam.
- “Number Who Passed First Available Exam” is the number of graduates who took and passed the first available licensing exam after completing the program.
- “Salary” is as reported by graduate or graduate’s employer.
- “No Salary Information Reported” is the number of graduates for whom, after making reasonable attempts, the school was not able to obtain salary information




UNDERWOOD
UNIVERSITY

1818 S. Western Ave. Suite 400 Los Angeles, CA 90006
Phone: 323-998-0399 | Web: www.underwood.edu

STUDENT'S RIGHT TO CANCEL

A student has the right to cancel an enrollment agreement and obtain a refund of charges paid through attendance at the first class session, or the seventh day after enrollment, whichever is later. Students who cancel during this period will receive a full refund, including the usually nonrefundable application fee and registration fee. Requests for cancellation must be made in writing to the Admissions Office.



UNDERWOOD UNIVERSITY

1818 S. Western Ave. Suite 400 Los Angeles, CA 90006
Phone: 323-998-0399 | Web: www.underwood.edu

SCHOOL PERFORMANCE FACT SHEET CALENDAR YEARS 2021-2022

Master Of Arts in Intercultural Leadership (2 years)

On- Time Completion Rate (Graduation Rates)

Includes date for the two calendar years prior to reporting.

Calendar Year	Number of Students Who Began the Program	Students Available for Graduation	Number of On-Time Graduates	On-Time Completion Rate
2021	0	0	0	0
2022	0	0	0	0

Student's Initial: _____ Date: _____

Initial Only after you have had sufficient time to read and understand the information.

Students Completing Within 150% of the Published Program Length

Calendar Year	Number of Students Who Began the Program	Students Available for Graduation	150% Graduates	150% Completion Rate
2021	0	0	0	0
2022	0	0	0	0

Student's Initial: _____ Date: _____

Initial Only after you have had sufficient time to read and understand the information.

Job Placement Rates

Includes date for the two calendar years prior to reporting.

Calendar Year	Number of Students Who Began the Program	Number of Graduates	Graduates Available for Employment	Graduates Employed in the Field	Placement Rate % Employment in the Field
2021	N/A	N/A	N/A	N/A	N/A
2022	N/A	N/A	N/A	N/A	N/A

You may obtain from the institution a list of the employment positions determined to be in the field for which a student received education and training. Please contact the Admissions Office for a list of these positions.



UNDERWOOD UNIVERSITY

1818 S. Western Ave. Suite 400 Los Angeles, CA 90006

Phone: 323-998-0399 | Web: www.underwood.edu

Gainfully Employed Categories (includes data for the two calendar years prior to reporting)

Part-Time vs. Full-Time Employment

Calendar Year	Graduate Employed in the Field 20-29 Hours Per Week	Graduates Employed in the Field at Least 30 Hours Per Week	Total Graduates Employed in the Field
2021	N/A	N/A	N/A
2022	N/A	N/A	N/A

Single Position vs. Concurrent Aggregated Position

Calendar Year	Graduates Employed in the Field in a Single Position	Graduates Employed in the Field in Concurrent Aggregated Positions	Total Graduates Employed in the Field
2021	N/A	N/A	N/A
2022	N/A	N/A	N/A

Self-Employed / Freelance Positions

Calendar Year	Graduates Employed who are Self Employed or Working Freelance	Total Graduates Employed in the Field
2021	N/A	N/A
2022	N/A	N/A

Institutional Employment

Calendar Year	Graduates Employed in the Field who are Employed by the Institution, an Employer Owned by the Institution, or an Employer who Shares Ownership with the Institution.	Total Graduates Employed in the Field
2021	N/A	N/A
2022	N/A	N/A

Student's Initials: _____ Date: _____

Initial only after you have had sufficient time to read and understand the information.



UNDERWOOD UNIVERSITY

1818 S. Western Ave. Suite 400 Los Angeles, CA 90006

Phone: 323-998-0399 | Web: www.underwood.edu

License Examination Passage Rates

(includes data for the two calendar years prior to reporting)

First Available Exam Date	Date Exam Results Announced	Number of Graduates in Calendar Year	Number of Graduates Taking Exam	Number Who Passed Exam	Number Who Failed Exam	Passage Rate
N/A	N/A	N/A	N/A	N/A	N/A	N/A
N/A	N/A	N/A	N/A	N/A	N/A	N/A

This program is not intended to prepare its graduates licensure. Licensure is not required for employment in this field.

Student's Initials: _____ Date: _____

Initial only after you have had sufficient time to read and understand the information.

Salary and Wage Information (includes data for the two calendar years prior to reporting)

Annual salary and wages reported for graduates employed in the field.

Calendar Year	Graduates Available for Employment	Graduates Employment in Field	\$20,001	\$35,001	\$40,001	\$45,001	No Salary Information Reported
			- \$25,000	- \$40,000	- \$45,000	- \$50,000	
<u>2021</u>	N/A	N/A	N/A	N/A	N/A	N/A	N/A
<u>2022</u>	N/A	N/A	N/A	N/A	N/A	N/A	N/A

A list of sources used to substantiate salary disclosures is available from the school. Please contact the Admissions Office for a copy of this list.

Student's Initials: _____ Date: _____

Initial only after you have had sufficient time to read and understand the information.

Cost of Educational Program

Total charges for the program for students completing on time in 2021: \$16,000

Total charges may be higher for students that do not complete on time.

Total charges for the program for students completing on time in 2022: \$16,000

Total charges may be higher for students that do not complete on time.

Student's Initials: _____ Date: _____

Initial only after you have had sufficient time to read and understand the information.



UNDERWOOD UNIVERSITY

1818 S. Western Ave. Suite 400 Los Angeles, CA 90006
Phone: 323-998-0399 | Web: www.underwood.edu

Students at Underwood University are not eligible for federal student loans. This institution does not meet the U.S. Department of Education criteria that would allow its students to participate in federal student aid programs.

Student's Initials: _____ **Date:** _____

Initial only after you have had sufficient time to read and understand the information.

This fact sheet is filed with the Bureau for Private Postsecondary Education. Regardless of any information you may have relating to completion rates, placement rates, starting salaries, or license exam passage rates, this fact sheet contains the information as calculated pursuant to state law.

Any questions a student may have regarding this fact sheet that have not been satisfactorily answered by the institution may be directed to the Bureau for Private Postsecondary Education at 1747 N. Market Blvd, Suite 225, Sacramento, CA 95834, www.bppe.ca.gov, toll-free telephone number (888) 370-7589 or by fax (916) 263-1897.


Student Name - Print

Student Signature

Date

School Official

Date



UNDERWOOD UNIVERSITY

1818 S. Western Ave. Suite 400 Los Angeles, CA 90006

Phone: 323-998-0399 | Web: www.underwood.edu

This program is new. Therefore, the number of students who graduate, the number of students who are placed, or the starting salary you can earn after finishing the educational program are unknown at this time. Information regarding general salary and placement statistics may be available from government sources or from the institution, but is not equivalent to actual performance data. This program began on 08/08/2022. As of 08/08/2024, two full years of data for this program will be available.

Definitions

- “Number of Students Who Began the Program” means the number of students who began a program who were scheduled to complete the program within 100% of the published program length within the reporting calendar year and excludes all students who cancelled during the cancellation period.
- “Students Available for Graduation” is the number of students who began the program minus the number of students who have died, been incarcerated, or been called to active military duty.
- “Number of On-time Graduates” is the number of students who completed the program within 100% of the published program length within the reporting calendar year.
- “On-time Completion Rate” is the number of on-time graduates divided by the number of students available for graduation.
- “150% Graduates” is the number of students who completed the program within 150% of the program length (includes on-time graduates).
- “150% Completion Rate” is the number of students who completed the program in the reported calendar year within 150% of the published program length, including on-time graduates, divided by the number of students available for graduation.
- “Graduates Available for Employment” means the number of graduates minus the number of graduates unavailable for employment.
- “Graduates Unavailable for Employment” means the graduates who, after graduation, die, become incarcerated, are called to active military duty, are international students that leave the United States or do not have a visa allowing employment in the United States, or are continuing their education in an accredited or bureau-approved postsecondary institution.
- “Graduates Employed in the Field” means graduates who beginning within six months after a student completes the applicable educational program are gainfully employed, whose employment has been reported, and for whom the institution has documented verification of employment. For occupations for which the state requires passing an examination, the six months period begins after the announcement of the examination results for the first examination available after a student completes an applicable educational program.
- “Placement Rate Employed in the Field” is calculated by dividing the number of graduates gainfully employed in the field by the number of graduates available for employment.



UNDERWOOD UNIVERSITY

1818 S. Western Ave. Suite 400 Los Angeles, CA 90006

Phone: 323-998-0399 | Web: www.underwood.edu

- “Number of Graduates Taking Exam” is the number of graduates who took the first available exam in the reported calendar year.
- “First Available Exam Date” is the date for the first available exam after a student completed a program.
- “Passage Rate” is calculated by dividing the number of graduates who passed the exam by the number of graduates who took the reported licensing exam.
- “Number Who Passed First Available Exam” is the number of graduates who took and passed the first available licensing exam after completing the program.
- “Salary” is as reported by graduate or graduate’s employer.
- “No Salary Information Reported” is the number of graduates for whom, after making reasonable attempts, the school was not able to obtain salary information



UNDERWOOD
UNIVERSITY

1818 S. Western Ave. Suite 400 Los Angeles, CA 90006

Phone: 323-998-0399 | Web: www.underwood.edu

STUDENT'S RIGHT TO CANCEL

A student has the right to cancel an enrollment agreement and obtain a refund of charges paid through attendance at the first class session, or the seventh day after enrollment, whichever is later. Students who cancel during this period will receive a full refund, including the usually nonrefundable application fee and registration fee. Requests for cancellation must be made in writing to the Admissions Office.



UNDERWOOD UNIVERSITY

1818 S. Western Ave. Suite 400 Los Angeles, CA 90006
Phone: 323-998-0399 | Web: www.underwood.edu

SCHOOL PERFORMANCE FACT SHEET CALENDAR YEARS 2021-2022

Master Of Arts in Theological Studies (2 years)

On- Time Completion Rate (Graduation Rates)

Includes date for the two calendar years prior to reporting.

Calendar Year	Number of Students Who Began the Program	Students Available for Graduation	Number of On-Time Graduates	On-Time Completion Rate
2021	0	0	0	0
2022	0	0	0	0

Student's Initial: _____ Date: _____

Initial Only after you have had sufficient time to read and understand the information.

Students Completing Within 150% of the Published Program Length

Calendar Year	Number of Students Who Began the Program	Students Available for Graduation	150% Graduates	150% Completion Rate
2021	0	0	0	0
2022	0	0	0	0

Student's Initial: _____ Date: _____

Initial Only after you have had sufficient time to read and understand the information.

Job Placement Rates

Includes date for the two calendar years prior to reporting.

Calendar Year	Number of Students Who Began the Program	Number of Graduates	Graduates Available for Employment	Graduates Employed in the Field	Placement Rate % Employment in the Field
2021	N/A	N/A	N/A	N/A	N/A
2022	N/A	N/A	N/A	N/A	N/A

You may obtain from the institution a list of the employment positions determined to be in the field for which a student received education and training. Please contact the Admissions Office for a list of these positions.



UNDERWOOD UNIVERSITY

1818 S. Western Ave. Suite 400 Los Angeles, CA 90006
Phone: 323-998-0399 | Web: www.underwood.edu

Gainfully Employed Categories (includes data for the two calendar years prior to reporting)

Part-Time vs. Full-Time Employment

Calendar Year	Graduate Employed in the Field 20-29 Hours Per Week	Graduates Employed in the Field at Least 30 Hours Per Week	Total Graduates Employed in the Field
2021	N/A	N/A	N/A
2022	N/A	N/A	N/A

Single Position vs. Concurrent Aggregated Position

Calendar Year	Graduates Employed in the Field in a Single Position	Graduates Employed in the Field in Concurrent Aggregated Positions	Total Graduates Employed in the Field
2021	N/A	N/A	N/A
2022	N/A	N/A	N/A

Self-Employed / Freelance Positions

Calendar Year	Graduates Employed who are Self Employed or Working Freelance	Total Graduates Employed in the Field
2021	N/A	N/A
2022	N/A	N/A

Institutional Employment

Calendar Year	Graduates Employed in the Field who are Employed by the Institution, an Employer Owned by the Institution, or an Employer who Shares Ownership with the Institution.	Total Graduates Employed in the Field
2021	N/A	N/A
2022	N/A	N/A

Student's Initials: _____ Date: _____

Initial only after you have had sufficient time to read and understand the information.



UNDERWOOD UNIVERSITY

1818 S. Western Ave. Suite 400 Los Angeles, CA 90006

Phone: 323-998-0399 | Web: www.underwood.edu

License Examination Passage Rates

(includes data for the two calendar years prior to reporting)

First Available Exam Date	Date Exam Results Announced	Number of Graduates in Calendar Year	Number of Graduates Taking Exam	Number Who Passed Exam	Number Who Failed Exam	Passage Rate
N/A	N/A	N/A	N/A	N/A	N/A	N/A
N/A	N/A	N/A	N/A	N/A	N/A	N/A

This program is not intended to prepare its graduates licensure. Licensure is not required for employment in this field.

Student's Initials: _____ Date: _____

Initial only after you have had sufficient time to read and understand the information.

Salary and Wage Information (includes data for the two calendar years prior to reporting)

Annual salary and wages reported for graduates employed in the field.

Calendar Year	Graduates Available for Employment	Graduates Employment in Field	\$20,001	\$35,001	\$40,001	\$45,001	No Salary Information Reported
			-	-	-	-	
			\$25,000	\$40,000	\$45,000	\$50,000	
<u>2021</u>	N/A	N/A	N/A	N/A	N/A	N/A	N/A
<u>2022</u>	N/A	N/A	N/A	N/A	N/A	N/A	N/A

A list of sources used to substantiate salary disclosures is available from the school. Please contact the Admissions Office for a copy of this list.

Student's Initials: _____ Date: _____

Initial only after you have had sufficient time to read and understand the information.

Cost of Educational Program

Total charges for the program for students completing on time in 2021: \$16,000


Total charges may be higher for students that do not complete on time.

Total charges for the program for students completing on time in 2022: \$16,000

Total charges may be higher for students that do not complete on time.

Student's Initials: _____ Date: _____

Initial only after you have had sufficient time to read and understand the information.



UNDERWOOD UNIVERSITY

1818 S. Western Ave. Suite 400 Los Angeles, CA 90006

Phone: 323-998-0399 | Web: www.underwood.edu

Students at Underwood University are not eligible for federal student loans. This institution does not meet the U.S. Department of Education criteria that would allow its students to participate in federal student aid programs.

Student's Initials: _____ **Date:** _____

Initial only after you have had sufficient time to read and understand the information.

This fact sheet is filed with the Bureau for Private Postsecondary Education. Regardless of any information you may have relating to completion rates, placement rates, starting salaries, or license exam passage rates, this fact sheet contains the information as calculated pursuant to state law.

Any questions a student may have regarding this fact sheet that have not been satisfactorily answered by the institution may be directed to the Bureau for Private Postsecondary Education at 1747 N. Market Blvd, Suite 225, Sacramento, CA 95834, www.bppe.ca.gov, toll-free telephone number (888) 370-7589 or by fax (916) 263-1897.

Student Name - Print

Student Signature

Date

School Official

Date



UNDERWOOD UNIVERSITY

1818 S. Western Ave. Suite 400 Los Angeles, CA 90006

Phone: 323-998-0399 | Web: www.underwood.edu

This program is new. Therefore, the number of students who graduate, the number of students who are placed, or the starting salary you can earn after finishing the educational program are unknown at this time. Information regarding general salary and placement statistics may be available from government sources or from the institution, but is not equivalent to actual performance data. This program began on 08/08/2022. As of 08/08/2024, two full years of data for this program will be available.

Definitions

- “Number of Students Who Began the Program” means the number of students who began a program who were scheduled to complete the program within 100% of the published program length within the reporting calendar year and excludes all students who cancelled during the cancellation period.
- “Students Available for Graduation” is the number of students who began the program minus the number of students who have died, been incarcerated, or been called to active military duty.
- “Number of On-time Graduates” is the number of students who completed the program within 100% of the published program length within the reporting calendar year.
- “On-time Completion Rate” is the number of on-time graduates divided by the number of students available for graduation.
- “150% Graduates” is the number of students who completed the program within 150% of the program length (includes on-time graduates).
- “150% Completion Rate” is the number of students who completed the program in the reported calendar year within 150% of the published program length, including on-time graduates, divided by the number of students available for graduation.
- “Graduates Available for Employment” means the number of graduates minus the number of graduates unavailable for employment.
- “Graduates Unavailable for Employment” means the graduates who, after graduation, die, become incarcerated, are called to active military duty, are international students that leave the United States or do not have a visa allowing employment in the United States, or are continuing their education in an accredited or bureau-approved postsecondary institution.
- “Graduates Employed in the Field” means graduates who beginning within six months after a student completes the applicable educational program are gainfully employed, whose employment has been reported, and for whom the institution has documented verification of employment. For occupations for which the state requires passing an examination, the six months period begins after the announcement of the examination results for the first examination available after a student completes an applicable educational program.
- “Placement Rate Employed in the Field” is calculated by dividing the number of graduates gainfully employed in the field by the number of graduates available for employment.



UNDERWOOD UNIVERSITY

1818 S. Western Ave. Suite 400 Los Angeles, CA 90006

Phone: 323-998-0399 | Web: www.underwood.edu

- “Number of Graduates Taking Exam” is the number of graduates who took the first available exam in the reported calendar year.
- “First Available Exam Date” is the date for the first available exam after a student completed a program.
- “Passage Rate” is calculated by dividing the number of graduates who passed the exam by the number of graduates who took the reported licensing exam.
- “Number Who Passed First Available Exam” is the number of graduates who took and passed the first available licensing exam after completing the program.
- “Salary” is as reported by graduate or graduate’s employer.
- “No Salary Information Reported” is the number of graduates for whom, after making reasonable attempts, the school was not able to obtain salary information



UNDERWOOD
UNIVERSITY

1818 S. Western Ave. Suite 400 Los Angeles, CA 90006
Phone: 323-998-0399 | Web: www.underwood.edu

STUDENT'S RIGHT TO CANCEL

A student has the right to cancel an enrollment agreement and obtain a refund of charges paid through attendance at the first class session, or the seventh day after enrollment, whichever is later. Students who cancel during this period will receive a full refund, including the usually nonrefundable application fee and registration fee. Requests for cancellation must be made in writing to the Admissions Office.



UNDERWOOD UNIVERSITY

1818 S. Western Ave. Suite 400 Los Angeles, CA 90006
Phone: 323-998-0399 | Web: www.underwood.edu

SCHOOL PERFORMANCE FACT SHEET CALENDAR YEARS 2021-2022

Master Of Divinity (3 years)

On- Time Completion Rate (Graduation Rates)

Includes date for the two calendar years prior to reporting.

Calendar Year	Number of Students Who Began the Program	Students Available for Graduation	Number of On-Time Graduates	On-Time Completion Rate
2021	0	0	0	0
2022	0	0	0	0

Student's Initial: _____ Date: _____

Initial Only after you have had sufficient time to read and understand the information.

Students Completing Within 150% of the Published Program Length

Calendar Year	Number of Students Who Began the Program	Students Available for Graduation	150% Graduates	150% Completion Rate
2021	0	0	0	0
2022	0	0	0	0

Student's Initial: _____ Date: _____

Initial Only after you have had sufficient time to read and understand the information.

Job Placement Rates

Includes date for the two calendar years prior to reporting.

Calendar Year	Number of Students Who Began the Program	Number of Graduates	Graduates Available for Employment	Graduates Employed in the Field	Placement Rate % Employment in the Field
2021	N/A	N/A	N/A	N/A	N/A
2022	N/A	N/A	N/A	N/A	N/A

You may obtain from the institution a list of the employment positions determined to be in the field for which a student received education and training. Please contact the Admissions Office for a list of these positions.



UNDERWOOD UNIVERSITY

1818 S. Western Ave. Suite 400 Los Angeles, CA 90006

Phone: 323-998-0399 | Web: www.underwood.edu

Gainfully Employed Categories (includes data for the two calendar years prior to reporting)

Part-Time vs. Full-Time Employment

Calendar Year	Graduate Employed in the Field 20-29 Hours Per Week	Graduates Employed in the Field at Least 30 Hours Per Week	Total Graduates Employed in the Field
2021	N/A	N/A	N/A
2022	N/A	N/A	N/A

Single Position vs. Concurrent Aggregated Position

Calendar Year	Graduates Employed in the Field in a Single Position	Graduates Employed in the Field in Concurrent Aggregated Positions	Total Graduates Employed in the Field
2021	N/A	N/A	N/A
2022	N/A	N/A	N/A

Self-Employed / Freelance Positions

Calendar Year	Graduates Employed who are Self Employed or Working Freelance	Total Graduates Employed in the Field
2021	N/A	N/A
2022	N/A	N/A

Institutional Employment

Calendar Year	Graduates Employed in the Field who are Employed by the Institution, an Employer Owned by the Institution, or an Employer who Shares Ownership with the Institution.	Total Graduates Employed in the Field
2021	N/A	N/A
2022	N/A	N/A

Student's Initials: _____ Date: _____

Initial only after you have had sufficient time to read and understand the information.



UNDERWOOD UNIVERSITY

1818 S. Western Ave. Suite 400 Los Angeles, CA 90006
Phone: 323-998-0399 | Web: www.underwood.edu

License Examination Passage Rates

(includes data for the two calendar years prior to reporting)

First Available Exam Date	Date Exam Results Announced	Number of Graduates in Calendar Year	Number of Graduates Taking Exam	Number Who Passed Exam	Number Who Failed Exam	Passage Rate
N/A	N/A	N/A	N/A	N/A	N/A	N/A
N/A	N/A	N/A	N/A	N/A	N/A	N/A

This program is not intended to prepare its graduates licensure. Licensure is not required for employment in this field.

Student's Initials: _____ Date: _____

Initial only after you have had sufficient time to read and understand the information.

Salary and Wage Information (includes data for the two calendar years prior to reporting)

Annual salary and wages reported for graduates employed in the field.

Calendar Year	Graduates Available for Employment	Graduates Employment in Field	\$20,001 - \$25,000	\$35,001 - \$40,000	\$40,001 - \$45,000	\$45,001 - \$50,000	No Salary Information Reported
<u>2021</u>	N/A	N/A	N/A	N/A	N/A	N/A	N/A
<u>2022</u>	N/A	N/A	N/A	N/A	N/A	N/A	N/A

A list of sources used to substantiate salary disclosures is available from the school. Please contact the Admissions Office for a copy of this list.

Student's Initials: _____ Date: _____

Initial only after you have had sufficient time to read and understand the information.

Cost of Educational Program

Total charges for the program for students completing on time in 2021: \$28,600

Total charges may be higher for students that do not complete on time.

Total charges for the program for students completing on time in 2022: \$28,600

Total charges may be higher for students that do not complete on time.

Student's Initials: _____ Date: _____

Initial only after you have had sufficient time to read and understand the information.



UNDERWOOD UNIVERSITY

1818 S. Western Ave. Suite 400 Los Angeles, CA 90006

Phone: 323-998-0399 | Web: www.underwood.edu

Students at Underwood University are not eligible for federal student loans. This institution does not meet the U.S. Department of Education criteria that would allow its students to participate in federal student aid programs.

Student's Initials: _____ **Date:** _____

Initial only after you have had sufficient time to read and understand the information.

This fact sheet is filed with the Bureau for Private Postsecondary Education. Regardless of any information you may have relating to completion rates, placement rates, starting salaries, or license exam passage rates, this fact sheet contains the information as calculated pursuant to state law.

Any questions a student may have regarding this fact sheet that have not been satisfactorily answered by the institution may be directed to the Bureau for Private Postsecondary Education at 1747 N. Market Blvd, Suite 225, Sacramento, CA 95834, www.bppe.ca.gov, toll-free telephone number (888) 370-7589 or by fax (916) 263-1897.


Student Name - Print

Student Signature

Date

School Official

Date



UNDERWOOD
UNIVERSITY

1818 S. Western Ave. Suite 400 Los Angeles, CA 90006

Phone: 323-998-0399 | Web: www.underwood.edu

This program is new. Therefore, the number of students who graduate, the number of students who are placed, or the starting salary you can earn after finishing the educational program are unknown at this time. Information regarding general salary and placement statistics may be available from government sources or from the institution, but is not equivalent to actual performance data. This program began on 08/08/2022. As of 08/08/2024, two full years of data for this program will be available.

Definitions

- “Number of Students Who Began the Program” means the number of students who began a program who were scheduled to complete the program within 100% of the published program length within the reporting calendar year and excludes all students who cancelled during the cancellation period.
- “Students Available for Graduation” is the number of students who began the program minus the number of students who have died, been incarcerated, or been called to active military duty.
- “Number of On-time Graduates” is the number of students who completed the program within 100% of the published program length within the reporting calendar year.
- “On-time Completion Rate” is the number of on-time graduates divided by the number of students available for graduation.
- “150% Graduates” is the number of students who completed the program within 150% of the program length (includes on-time graduates).
- “150% Completion Rate” is the number of students who completed the program in the reported calendar year within 150% of the published program length, including on-time graduates, divided by the number of students available for graduation.
- “Graduates Available for Employment” means the number of graduates minus the number of graduates unavailable for employment.
- “Graduates Unavailable for Employment” means the graduates who, after graduation, die, become incarcerated, are called to active military duty, are international students that leave the United States or do not have a visa allowing employment in the United States, or are continuing their education in an accredited or bureau-approved postsecondary institution.
- “Graduates Employed in the Field” means graduates who beginning within six months after a student completes the applicable educational program are gainfully employed, whose employment has been reported, and for whom the institution has documented verification of employment. For occupations for which the state requires passing an examination, the six months period begins after the announcement of the examination results for the first examination available after a student completes an applicable educational program.
- “Placement Rate Employed in the Field” is calculated by dividing the number of graduates gainfully employed in the field by the number of graduates available for employment.



UNDERWOOD
UNIVERSITY

- “Number of Graduates Taking Exam” is the number of graduates who took the first available exam in the reported calendar year.
- “First Available Exam Date” is the date for the first available exam after a student completed a program.
- “Passage Rate” is calculated by dividing the number of graduates who passed the exam by the number of graduates who took the reported licensing exam.
- “Number Who Passed First Available Exam” is the number of graduates who took and passed the first available licensing exam after completing the program.
- “Salary” is as reported by graduate or graduate’s employer.
- “No Salary Information Reported” is the number of graduates for whom, after making reasonable attempts, the school was not able to obtain salary information



UNDERWOOD
UNIVERSITY

1818 S. Western Ave. Suite 400 Los Angeles, CA 90006
Phone: 323-998-0399 | Web: www.underwood.edu

STUDENT'S RIGHT TO CANCEL

A student has the right to cancel an enrollment agreement and obtain a refund of charges paid through attendance at the first class session, or the seventh day after enrollment, whichever is later. Students who cancel during this period will receive a full refund, including the usually nonrefundable application fee and registration fee. Requests for cancellation must be made in writing to the Admissions Office.



UNDERWOOD UNIVERSITY

1818 S. Western Ave. Suite 400 Los Angeles, CA 90006
Phone: 323-998-0399 | Web: www.underwood.edu

SCHOOL PERFORMANCE FACT SHEET CALENDAR YEARS 2021-2022

Doctor Of Business Administration (3 years)

On- Time Completion Rate (Graduation Rates)

Includes date for the two calendar years prior to reporting.

Calendar Year	Number of Students Who Began the Program	Students Available for Graduation	Number of On-Time Graduates	On-Time Completion Rate
2021	0	0	0	0
2022	0	0	0	0

Student's Initial: _____ Date: _____

Initial Only after you have had sufficient time to read and understand the information.

Students Completing Within 150% of the Published Program Length

Calendar Year	Number of Students Who Began the Program	Students Available for Graduation	150% Graduates	150% Completion Rate
2021	0	0	0	0
2022	0	0	0	0

Student's Initial: _____ Date: _____

Initial Only after you have had sufficient time to read and understand the information.

Job Placement Rates

Includes date for the two calendar years prior to reporting.

Calendar Year	Number of Students Who Began the Program	Number of Graduates	Graduates Available for Employment	Graduates Employed in the Field	Placement Rate % Employment in the Field
2021	N/A	N/A	N/A	N/A	N/A
2022	N/A	N/A	N/A	N/A	N/A

You may obtain from the institution a list of the employment positions determined to be in the field for which a student received education and training. Please contact the Admissions Office for a list of these positions.



UNDERWOOD UNIVERSITY

1818 S. Western Ave. Suite 400 Los Angeles, CA 90006

Phone: 323-998-0399 | Web: www.underwood.edu

Gainfully Employed Categories (includes data for the two calendar years prior to reporting)

Part-Time vs. Full-Time Employment

Calendar Year	Graduate Employed in the Field 20-29 Hours Per Week	Graduates Employed in the Field at Least 30 Hours Per Week	Total Graduates Employed in the Field
2021	N/A	N/A	N/A
2022	N/A	N/A	N/A

Single Position vs. Concurrent Aggregated Position

Calendar Year	Graduates Employed in the Field in a Single Position	Graduates Employed in the Field in Concurrent Aggregated Positions	Total Graduates Employed in the Field
2021	N/A	N/A	N/A
2022	N/A	N/A	N/A

Self-Employed / Freelance Positions

Calendar Year	Graduates Employed who are Self Employed or Working Freelance	Total Graduates Employed in the Field
2021	N/A	N/A
2022	N/A	N/A

Institutional Employment

Calendar Year	Graduates Employed in the Field who are Employed by the Institution, an Employer Owned by the Institution, or an Employer who Shares Ownership with the Institution.	Total Graduates Employed in the Field
2021	N/A	N/A
2022	N/A	N/A

Student's Initials: _____ Date: _____

Initial only after you have had sufficient time to read and understand the information.



UNDERWOOD UNIVERSITY

1818 S. Western Ave. Suite 400 Los Angeles, CA 90006
Phone: 323-998-0399 | Web: www.underwood.edu

License Examination Passage Rates

(includes data for the two calendar years prior to reporting)

First Available Exam Date	Date Exam Results Announced	Number of Graduates in Calendar Year	Number of Graduates Taking Exam	Number Who Passed Exam	Number Who Failed Exam	Passage Rate
N/A	N/A	N/A	N/A	N/A	N/A	N/A
N/A	N/A	N/A	N/A	N/A	N/A	N/A

This program is not intended to prepare its graduates licensure. Licensure is not required for employment in this field.

Student's Initials: _____ Date: _____

Initial only after you have had sufficient time to read and understand the information.

Salary and Wage Information (includes data for the two calendar years prior to reporting)

Annual salary and wages reported for graduates employed in the field.

Calendar Year	Graduates Available for Employment	Graduates Employment in Field	\$20,001 - \$25,000	\$35,001 - \$40,000	\$40,001 - \$45,000	\$45,001 - \$50,000	No Salary Information Reported
2021	N/A	N/A	N/A	N/A	N/A	N/A	N/A
2022	N/A	N/A	N/A	N/A	N/A	N/A	N/A

A list of sources used to substantiate salary disclosures is available from the school. Please contact the Admissions Office for a copy of this list.

Student's Initials: _____ Date: _____

Initial only after you have had sufficient time to read and understand the information.

Cost of Educational Program

Total charges for the program for students completing on time in 2021: \$34,600

Total charges may be higher for students that do not complete on time.

Total charges for the program for students completing on time in 2022: \$34,600

Total charges may be higher for students that do not complete on time.

Student's Initials: _____ Date: _____

Initial only after you have had sufficient time to read and understand the information.



UNDERWOOD UNIVERSITY

1818 S. Western Ave. Suite 400 Los Angeles, CA 90006
Phone: 323-998-0399 | Web: www.underwood.edu

Students at Underwood University are not eligible for federal student loans. This institution does not meet the U.S. Department of Education criteria that would allow its students to participate in federal student aid programs.

Student's Initials: _____ **Date:** _____

Initial only after you have had sufficient time to read and understand the information.

This fact sheet is filed with the Bureau for Private Postsecondary Education. Regardless of any information you may have relating to completion rates, placement rates, starting salaries, or license exam passage rates, this fact sheet contains the information as calculated pursuant to state law.

Any questions a student may have regarding this fact sheet that have not been satisfactorily answered by the institution may be directed to the Bureau for Private Postsecondary Education at 1747 N. Market Blvd, Suite 225, Sacramento, CA 95834, www.bppe.ca.gov, toll-free telephone number (888) 370-7589 or by fax (916) 263-1897.

Student Name - Print

Student Signature

Date

School Official

Date



UNDERWOOD UNIVERSITY

1818 S. Western Ave. Suite 400 Los Angeles, CA 90006

Phone: 323-998-0399 | Web: www.underwood.edu

This program is new. Therefore, the number of students who graduate, the number of students who are placed, or the starting salary you can earn after finishing the educational program are unknown at this time. Information regarding general salary and placement statistics may be available from government sources or from the institution, but is not equivalent to actual performance data. This program began on 08/08/2022. As of 08/08/2024, two full years of data for this program will be available.

Definitions

- “Number of Students Who Began the Program” means the number of students who began a program who were scheduled to complete the program within 100% of the published program length within the reporting calendar year and excludes all students who cancelled during the cancellation period.
- “Students Available for Graduation” is the number of students who began the program minus the number of students who have died, been incarcerated, or been called to active military duty.
- “Number of On-time Graduates” is the number of students who completed the program within 100% of the published program length within the reporting calendar year.
- “On-time Completion Rate” is the number of on-time graduates divided by the number of students available for graduation.
- “150% Graduates” is the number of students who completed the program within 150% of the program length (includes on-time graduates).
- “150% Completion Rate” is the number of students who completed the program in the reported calendar year within 150% of the published program length, including on-time graduates, divided by the number of students available for graduation.
- “Graduates Available for Employment” means the number of graduates minus the number of graduates unavailable for employment.
- “Graduates Unavailable for Employment” means the graduates who, after graduation, die, become incarcerated, are called to active military duty, are international students that leave the United States or do not have a visa allowing employment in the United States, or are continuing their education in an accredited or bureau-approved postsecondary institution.
- “Graduates Employed in the Field” means graduates who beginning within six months after a student completes the applicable educational program are gainfully employed, whose employment has been reported, and for whom the institution has documented verification of employment. For occupations for which the state requires passing an examination, the six months period begins after the announcement of the examination results for the first examination available after a student completes an applicable educational program.
- “Placement Rate Employed in the Field” is calculated by dividing the number of graduates gainfully employed in the field by the number of graduates available for employment.



UNDERWOOD UNIVERSITY

1818 S. Western Ave. Suite 400 Los Angeles, CA 90006

Phone: 323-998-0399 | Web: www.underwood.edu

- “Number of Graduates Taking Exam” is the number of graduates who took the first available exam in the reported calendar year.
- “First Available Exam Date” is the date for the first available exam after a student completed a program.
- “Passage Rate” is calculated by dividing the number of graduates who passed the exam by the number of graduates who took the reported licensing exam.
- “Number Who Passed First Available Exam” is the number of graduates who took and passed the first available licensing exam after completing the program.
- “Salary” is as reported by graduate or graduate’s employer.
- “No Salary Information Reported” is the number of graduates for whom, after making reasonable attempts, the school was not able to obtain salary information



UNDERWOOD
UNIVERSITY

1818 S. Western Ave. Suite 400 Los Angeles, CA 90006

Phone: 323-998-0399 | Web: www.underwood.edu

STUDENT'S RIGHT TO CANCEL

A student has the right to cancel an enrollment agreement and obtain a refund of charges paid through attendance at the first class session, or the seventh day after enrollment, whichever is later. Students who cancel during this period will receive a full refund, including the usually nonrefundable application fee and registration fee. Requests for cancellation must be made in writing to the Admissions Office.