

SCHOOL PERFORMANCE FACT SHEET CALENDAR YEARS 2019 & 2020

Bookkeeping – (7 Months)

On-Time Completion Rates (Graduation Rates)

Includes data for the two calendar years prior to reporting.

Calendar Year	Number of Students Who Began the Program	Students Available for Graduation	Number of On-Time Graduates	On-Time Completion Rate
2019	28	28	12	42%
2020	11	11	4	37%

Student's Initials: _____ Date: _____

Initial only after you have had sufficient time to read and understand the information.

150% TABLE OPTIONAL ↓

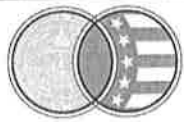
Students Completing Within 150% of the Published Program Length

Calendar Year	Number of Students Who Began the Program	Students Available for Graduation	150% Graduates	150% Completion Rate
2019	28	28	21	75%
2020	11	11	6	55%

**Included if the program is more than one year in length.

Student's Initials: _____ Date: _____

Initial only after you have had sufficient time to read and understand the information.



Job Placement Rates (includes data for the two calendar years prior to reporting)

Calendar Year	Number of Students Who Began Program	Number of Graduates	Graduates Available for Employment	Graduates Employed in the Field	Placement Rate % Employed in the Field
2019	28	21	21	15	71%
2020	11	6	6	5	84%

You may obtain from the institution a list of the employment positions determined to be in the field for which a student received education and training. (Information can be obtained on our website under BPPE Annual Report.)

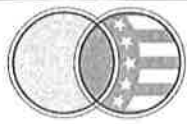
Gainfully Employed Categories (includes data for the two calendar years prior to reporting)

Part-Time vs. Full-Time Employment

Calendar Year	Graduate Employed in the Field 20-29 Hours Per Week	Graduates Employed in the Field at Least 30 Hours Per Week	Total Graduates Employed in the Field
2019	2	13	15
2020	3	2	5

Single Position vs. Concurrent Aggregated Position

Calendar Year	Graduates Employed in the Field in a Single Position	Graduates Employed in the Field in Concurrent Aggregated Positions	Total Graduates Employed in the Field
2019	15	0	15
2020	5	0	5



Self-Employed / Freelance Positions

Calendar Year	Graduates Employed who are Self-Employed or Working Freelance	Total Graduates Employed in the Field
2019	0	15
2020	0	5

Institutional Employment

Calendar Year	Graduates Employed in the Field who are Employed by the Institution, an Employer Owned by the Institution, or an Employer who Shares Ownership with the Institution.	Total Graduates Employed in the Field
2019	0	15
2020	0	5

Student's Initials: _____ Date: _____

Initial only after you have had sufficient time to read and understand the information.


IF the majority of graduates from this program obtain jobs in self-employment or freelance work add:

This program may result in freelance or self-employment.

- The work available to graduates of this program is usually for freelance or self-employment.
- This type of work may not be consistent.
- The period of employment can range from one day to weeks to several months.
- Hours worked in a day or week may be more or less than the traditional 8 hour work day or 40 hour work week.
- You can expect to spend unpaid time expanding your networks, advertising, promoting your services, or honing your skills.
- Once graduates begin to work freelance or are self-employed, they will be asked to provide documentation that they are employed as such so that they may be counted as placed for our job placement records.
- Students initialing this disclosure understand that either a majority or all of this school's graduates are employed in this manner and understand what comprises this work style.

Student's Initials: _____ Date: _____

Only initial after you have had sufficient time to read and understand the information.



MAOF

MEXICAN AMERICAN OPPORTUNITY FOUNDATION

2130 Chester Ave. Suite 200, Bakersfield CA, 93301

PH: (661)336-6826

Fax: (661)432-7854

www.maof.org

License Examination Passage Rates (includes data for the two calendar years prior to reporting)

First Available Exam Date	Date Exam Results Announced	Number of Graduates in Calendar Year	Number of Graduates Taking Exam	Number Who Passed Exam	Number Who Failed Exam	Passage Rate
2019	N/A	N/A	N/A	N/A	N/A	N/A
2020	N/A	N/A	N/A	N/A	N/A	N/A

Licensure examination passage data is not available from the state agency administering the examination. We are unable to collect data from # graduates.

Student's Initials: _____ Date: _____

Initial only after you have had sufficient time to read and understand the information.

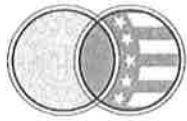
OR

Calendar Year	Number of Graduates in Calendar Year	Number of Graduates Taking Exam	Number Who Passed First Available Exam	Number Who Failed First Available Exam	Passage Rate
2019	N/A	N/A	N/A	N/A	N/A
2020	N/A	N/A	N/A	N/A	N/A

Licensure examination passage data is not available from the state agency administering the examination. We are unable to collect data from # graduates.

Student's Initials: _____ Date: _____

Initial only after you have had sufficient time to read and understand the information.



Salary and Wage Information (includes data for the two calendar years prior to reporting)

Annual salary and wages reported for graduates employed in the field.

Calendar Year	Graduates Available for Employment	Graduates Employed in Field	\$10,001-\$15,000	\$15,001-\$20,000	\$20,001-\$25,000	\$25,001-\$30,000	\$30,001-\$35,000	\$35,001-\$40,000	\$45,001-\$60,000	No Salary Information Reported
2019	21	15	2	0	7	3	1	0	2	0
2020	6	5	1	2	0	1	0	1	0	0

A list of sources used to substantiate salary disclosures is available from the school. (Information can be obtained on our website under BPPE Annual Report.)

Student's Initials: _____ Date: _____

Initial only after you have had sufficient time to read and understand the information.

Cost of Educational Program

Total charges for the program for students completing on time in 2019: \$4,167

Total charges may be higher for students that do not complete on time.

Total charges for the program for students completing on time in 2020: \$4,167

Total charges may be higher for students that do not complete on time.

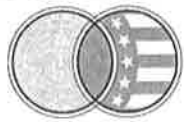
Student's Initials: _____ Date: _____

Initial only after you have had sufficient time to read and understand the information.

Federal Student Loan Debt

Calendar Year(s)	Most recent three year cohort default rate, as reported by the United State Department of Education. ¹	The percentage of enrolled students in 20XX/XY receiving federal student loans to pay for this program.	The percentage of graduates in 20XX/XY who took out federal student loans to pay for this program.	The average amount of federal student loan debt of 20XX/XY graduates who took out federal student loans at this institution.
2019	N/A	N/A	N/A	N/A
2020	N/A	N/A	N/A	N/A

¹The percentage of students who defaulted on their federal student loans is called the Cohort Default Rate (CDR). It shows the percentage of this school's students who were more than 270 days (9 months) behind on their federal student loans within three years of when the first payment was due. This is the most recent CDR reported by the U.S. Department of Education.



MAOF

MEXICAN AMERICAN OPPORTUNITY FOUNDATION

2130 Chester Ave. Suite 200, Bakersfield CA, 93301

PH: (661)336-6826

Fax: (661)432-7854

www.maof.org

MAOF Skill Center-Bakersfield is eligible, but chooses not to participate in federal student aid programs. Therefore, students who attend this institution do not have federal student loans.

Student's Initials: _____ **Date:** _____

Initial only after you have had sufficient time to read and understand the information.

This fact sheet is filed with the Bureau for Private Postsecondary Education. Regardless of any information you may have relating to completion rates, placement rates, starting salaries, or license exam passage rates, this fact sheet contains the information as calculated pursuant to state law.

Any questions a student may have regarding this fact sheet that have not been satisfactorily answered by the institution may be directed to the Bureau for Private Postsecondary Education at 1747 N. Market Blvd, Suite 225, Sacramento, CA 95834, www.bppe.ca.gov, toll-free telephone number (888) 370-7589 or by fax (916) 263-1897.

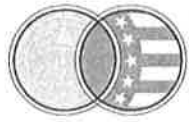
Student Name - Print

Student Signature

Date

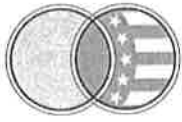
School Official

Date



Definitions

- "Number of Students Who Began the Program" means the number of students who began a program who were scheduled to complete the program within 100% of the published program length within the reporting calendar year and excludes all students who cancelled during the cancellation period.
- "Students Available for Graduation" is the number of students who began the program minus the number of students who have died, been incarcerated, or been called to active military duty.
- "Number of On-time Graduates" is the number of students who completed the program within 100% of the published program length within the reporting calendar year.
- "On-time Completion Rate" is the number of on-time graduates divided by the number of students available for graduation.
- "150% Graduates" is the number of students who completed the program within 150% of the program length (includes on-time graduates).
- "150% Completion Rate" is the number of students who completed the program in the reported calendar year within 150% of the published program length, including on-time graduates, divided by the number of students available for graduation.
- "Graduates Available for Employment" means the number of graduates minus the number of graduates unavailable for employment.
- "Graduates Unavailable for Employment" means the graduates who, after graduation, die, become incarcerated, are called to active military duty, are international students that leave the United States or do not have a visa allowing employment in the United States, or are continuing their education in an accredited or bureau-approved postsecondary institution.
- "Graduates Employed in the Field" means graduates who beginning within six months after a student completes the applicable educational program are gainfully employed, whose employment has been reported, and for whom the institution has documented verification of employment. For occupations for which the state requires passing an examination, the six months period begins after the announcement of the examination results for the first examination available after a student completes an applicable educational program.
- "Placement Rate Employed in the Field" is calculated by dividing the number of graduates gainfully employed in the field by the number of graduates available for employment.
- "Number of Graduates Taking Exam" is the number of graduates who took the first available exam in the reported calendar year.



MAOF

MEXICAN AMERICAN OPPORTUNITY FOUNDATION


2130 Chester Ave. Suite 200, Bakersfield CA, 93301

PH: (661)336-6826

Fax: (661)432-7854

www.maof.org

- "First Available Exam Date" is the date for the first available exam after a student completed a program.
- "Passage Rate" is calculated by dividing the number of graduates who passed the exam by the number of graduates who took the reported licensing exam.
- "Number Who Passed First Available Exam" is the number of graduates who took and passed the first available licensing exam after completing the program.
- "Salary" is as reported by graduate or graduate's employer.
- "No Salary Information Reported" is the number of graduates for whom, after making reasonable attempts, the school was not able to obtain salary information.



MAOF

MEXICAN AMERICAN OPPORTUNITY FOUNDATION

2130 Chester Ave. Suite 200, Bakersfield CA, 93301

PH: (661)336-6826

Fax: (661)432-7854

www.maof.org

STUDENT'S RIGHT TO CANCEL

STUDENT'S RIGHTS TO CANCEL

The student has a right to cancel this enrollment agreement within 7 days after enrollment. Since no tuition or fees are charged to the student, no refund of any type will be provided to the student.

You may cancel this enrollment agreement by providing a written notice to Magda Menendez, Administrator, MAOF SKILL CENTER-BAKERSFIELD CA., 2130 Chester Avenue Suite 200, Bakersfield, CA 93301.

REFUND INFORMATION

Students attending this school are not liable for the cost of tuition, equipment or supplies, fees, or for any other educational service.

MY SIGNATURE BELOW CERTIFIES THAT I HAVE READ, UNDERSTOOD, AND AGREED TO MY RIGHTS AND RESPONSIBILITIES, AND THAT THE INSTITUTION'S CANCELLATION AND REFUND POLICIES HAVE BEEN CLEARLY EXPLAINED TO ME. I FURTHER CERTIFY THAT I HAVE BEEN PROVIDED WITH A COPY OF THIS AGREEMENT, SCHOOL CATALOG, STATISTICAL INFORMATION ON ENROLLMENT AND COMPLETIONS, AND I HAVE RECEIVED A TOUR OF THE FACILITY.


Student Name - Print

Student Signature

Date

School Official

Date



SCHOOL PERFORMANCE FACT SHEET CALENDAR YEARS 2019 & 2020

Clerical Office Worker – (7 Months)

On-Time Completion Rates (Graduation Rates)

Includes data for the two calendar years prior to reporting.

Calendar Year	Number of Students Who Began the Program	Students Available for Graduation	Number of On-Time Graduates	On-Time Completion Rate
2019	18	18	14	78%
2020	9	9	5	56%

Student's Initials: _____ Date: _____

Initial only after you have had sufficient time to read and understand the information.

150% TABLE OPTIONAL ↓

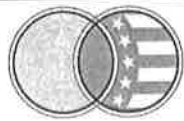
Students Completing Within 150% of the Published Program Length

Calendar Year	Number of Students Who Began the Program	Students Available for Graduation	150% Graduates	150% Completion Rate
2019	28	28	21	75%
2020	9	9	7	78%

**Included if the program is more than one year in length.

Student's Initials: _____ Date: _____

Initial only after you have had sufficient time to read and understand the information.



Job Placement Rates (includes data for the two calendar years prior to reporting)

Calendar Year	Number of Students Who Began Program	Number of Graduates	Graduates Available for Employment	Graduates Employed in the Field	Placement Rate % Employed in the Field
2019	28	21	21	15	71%
2020	9	7	7	6	86%

You may obtain from the institution a list of the employment positions determined to be in the field for which a student received education and training. (Information can be obtained on our website under BPPE Annual Report.)

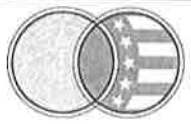
Gainfully Employed Categories (includes data for the two calendar years prior to reporting)

Part-Time vs. Full-Time Employment

Calendar Year	Graduate Employed in the Field 20-29 Hours Per Week	Graduates Employed in the Field at Least 30 Hours Per Week	Total Graduates Employed in the Field
2019	2	13	15
2020	0	6	6

Single Position vs. Concurrent Aggregated Position

Calendar Year	Graduates Employed in the Field in a Single Position	Graduates Employed in the Field in Concurrent Aggregated Positions	Total Graduates Employed in the Field
2019	15	0	15
2020	6	0	6



Self-Employed / Freelance Positions

Calendar Year	Graduates Employed who are Self-Employed or Working Freelance	Total Graduates Employed in the Field
2019	0	15
2020	0	6

Institutional Employment

Calendar Year	Graduates Employed in the Field who are Employed by the Institution, an Employer Owned by the Institution, or an Employer who Shares Ownership with the Institution.	Total Graduates Employed in the Field
2019	0	15
2020	0	6

Student's Initials: _____ Date: _____

Initial only after you have had sufficient time to read and understand the information.

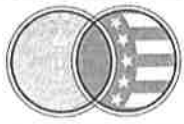
IF the majority of graduates from this program obtain jobs in self-employment or freelance work add:

This program may result in freelance or self-employment.

- The work available to graduates of this program is usually for freelance or self-employment.
- This type of work may not be consistent.
- The period of employment can range from one day to weeks to several months.
- Hours worked in a day or week may be more or less than the traditional 8 hour work day or 40 hour work week.
- You can expect to spend unpaid time expanding your networks, advertising, promoting your services, or honing your skills.
- Once graduates begin to work freelance or are self-employed, they will be asked to provide documentation that they are employed as such so that they may be counted as placed for our job placement records.
- Students initialing this disclosure understand that either a majority or all of this school's graduates are employed in this manner and understand what comprises this work style.

Student's Initials: _____ Date: _____

Only initial after you have had sufficient time to read and understand the information.



License Examination Passage Rates (includes data for the two calendar years prior to reporting)

First Available Exam Date	Date Exam Results Announced	Number of Graduates in Calendar Year	Number of Graduates Taking Exam	Number Who Passed Exam	Number Who Failed Exam	Passage Rate
2019	N/A	N/A	N/A	N/A	N/A	N/A
2020	N/A	N/A	N/A	N/A	N/A	N/A

Licensure examination passage data is not available from the state agency administering the examination. We are unable to collect data from # graduates.

Student's Initials: _____ Date: _____

Initial only after you have had sufficient time to read and understand the information.

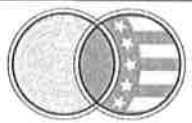
OR

Calendar Year	Number of Graduates in Calendar Year	Number of Graduates Taking Exam	Number Who Passed First Available Exam	Number Who Failed First Available Exam	Passage Rate
2019	N/A	N/A	N/A	N/A	N/A
2020	N/A	N/A	N/A	N/A	N/A

Licensure examination passage data is not available from the state agency administering the examination. We are unable to collect data from # graduates.

Student's Initials: _____ Date: _____

Initial only after you have had sufficient time to read and understand the information.



Salary and Wage Information (includes data for the two calendar years prior to reporting)

Annual salary and wages reported for graduates employed in the field.

Calendar Year	Graduates Available for Employment	Graduates Employed in Field	\$10,001-\$15,000	\$15,001-\$20,000	\$20,001-\$25,000	\$25,001-\$30,000	\$30,001-\$35,000	\$35,001-\$40,000	\$45,001-\$60,000	No Salary Information Reported
2019	21	15	2	0	7	3	1	0	2	0
2020	7	6	0	1	1	3	1	0	0	0

A list of sources used to substantiate salary disclosures is available from the school. (Information can be obtained on our website under BPPE Annual Report.)

Student's Initials: _____ Date: _____

Initial only after you have had sufficient time to read and understand the information.

Cost of Educational Program

Total charges for the program for students completing on time in 2019: \$4,167
Total charges may be higher for students that do not complete on time.

Total charges for the program for students completing on time in 2020: \$4,167
Total charges may be higher for students that do not complete on time.

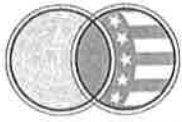
Student's Initials: _____ Date: _____

Initial only after you have had sufficient time to read and understand the information.

Federal Student Loan Debt

Calendar Year(s)	Most recent three year cohort default rate, as reported by the United State Department of Education. ¹	The percentage of enrolled students in 20XX/XY receiving federal student loans to pay for this program.	The percentage of graduates in 20XX/XY who took out federal student loans to pay for this program.	The average amount of federal student loan debt of 20XX/XY graduates who took out federal student loans at this institution.
2019	N/A	N/A	N/A	N/A
2020	N/A	N/A	N/A	N/A

¹The percentage of students who defaulted on their federal student loans is called the Cohort Default Rate (CDR). It shows the percentage of this school's students who were more than 270 days (9 months) behind on their federal student loans within three years of when the first payment was due. This is the most recent CDR reported by the U.S. Department of Education.



MAOF

MEXICAN AMERICAN OPPORTUNITY FOUNDATION

2130 Chester Ave. Suite 200, Bakersfield CA, 93301

PH: (661)336-6826

Fax: (661)432-7854

www.maof.org

MAOF Skill Center-Bakersfield is eligible, but chooses not to participate in federal student aid programs. Therefore, students who attend this institution do not have federal student loans.

Student's Initials: _____ Date: _____

Initial only after you have had sufficient time to read and understand the information.

This fact sheet is filed with the Bureau for Private Postsecondary Education. Regardless of any information you may have relating to completion rates, placement rates, starting salaries, or license exam passage rates, this fact sheet contains the information as calculated pursuant to state law.

Any questions a student may have regarding this fact sheet that have not been satisfactorily answered by the institution may be directed to the Bureau for Private Postsecondary Education at 1747 N. Market Blvd, Suite 225, Sacramento, CA 95834, www.bppe.ca.gov, toll-free telephone number (888) 370-7589 or by fax (916) 263-1897.

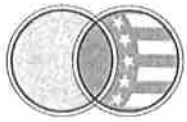
Student Name - Print

Student Signature

Date

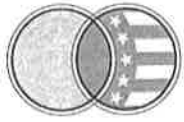
School Official

Date



Definitions

- "Number of Students Who Began the Program" means the number of students who began a program who were scheduled to complete the program within 100% of the published program length within the reporting calendar year and excludes all students who cancelled during the cancellation period.
- "Students Available for Graduation" is the number of students who began the program minus the number of students who have died, been incarcerated, or been called to active military duty.
- "Number of On-time Graduates" is the number of students who completed the program within 100% of the published program length within the reporting calendar year.
- "On-time Completion Rate" is the number of on-time graduates divided by the number of students available for graduation.
- "150% Graduates" is the number of students who completed the program within 150% of the program length (includes on-time graduates).
- "150% Completion Rate" is the number of students who completed the program in the reported calendar year within 150% of the published program length, including on-time graduates, divided by the number of students available for graduation.
- "Graduates Available for Employment" means the number of graduates minus the number of graduates unavailable for employment.
- "Graduates Unavailable for Employment" means the graduates who, after graduation, die, become incarcerated, are called to active military duty, are international students that leave the United States or do not have a visa allowing employment in the United States, or are continuing their education in an accredited or bureau-approved postsecondary institution.
- "Graduates Employed in the Field" means graduates who beginning within six months after a student completes the applicable educational program are gainfully employed, whose employment has been reported, and for whom the institution has documented verification of employment. For occupations for which the state requires passing an examination, the six months period begins after the announcement of the examination results for the first examination available after a student completes an applicable educational program.
- "Placement Rate Employed in the Field" is calculated by dividing the number of graduates gainfully employed in the field by the number of graduates available for employment.
- "Number of Graduates Taking Exam" is the number of graduates who took the first available exam in the reported calendar year.



MAOF

MEXICAN AMERICAN OPPORTUNITY FOUNDATION

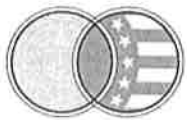
2130 Chester Ave. Suite 200, Bakersfield CA, 93301

PH: (661)336-6826

Fax: (661)432-7854

www.maof.org

- "First Available Exam Date" is the date for the first available exam after a student completed a program.
- "Passage Rate" is calculated by dividing the number of graduates who passed the exam by the number of graduates who took the reported licensing exam.
- "Number Who Passed First Available Exam" is the number of graduates who took and passed the first available licensing exam after completing the program.
- "Salary" is as reported by graduate or graduate's employer.
- "No Salary Information Reported" is the number of graduates for whom, after making reasonable attempts, the school was not able to obtain salary information.



MAOF

MEXICAN AMERICAN OPPORTUNITY FOUNDATION

2130 Chester Ave. Suite 200, Bakersfield CA, 93301

PH: (661)336-6826

Fax: (661)432-7854

www.maof.org

STUDENT'S RIGHT TO CANCEL

STUDENT'S RIGHTS TO CANCEL

The student has a right to cancel this enrollment agreement within 7 days after enrollment. Since no tuition or fees are charged to the student, no refund of any type will be provided to the student.

You may cancel this enrollment agreement by providing a written notice to Magda Menendez, Administrator, MAOF SKILL CENTER-BAKERSFIELD CA., 2130 Chester Avenue Suite 200, Bakersfield, CA 93301.

REFUND INFORMATION

Students attending this school are not liable for the cost of tuition, equipment or supplies, fees, or for any other educational service.

MY SIGNATURE BELOW CERTIFIES THAT I HAVE READ, UNDERSTOOD, AND AGREED TO MY RIGHTS AND RESPONSIBILITIES, AND THAT THE INSTITUTION'S CANCELLATION AND REFUND POLICIES HAVE BEEN CLEARLY EXPLAINED TO ME. I FURTHER CERTIFY THAT I HAVE BEEN PROVIDED WITH A COPY OF THIS AGREEMENT, SCHOOL CATALOG, STATISTICAL INFORMATION ON ENROLLMENT AND COMPLETIONS, AND I HAVE RECEIVED A TOUR OF THE FACILITY.

Student Name - Print

Student Signature

Date

School Official

Date

