

### SCHOOL PERFORMANCE FACT SHEET CALENDAR YEARS 2020 & 2021

Bookkeeping/Payroll Accounting – (7 Months)

#### On-Time Completion Rates (Graduation Rates)

*Includes data for the two calendar years prior to reporting.*

Calendar Year	Number of Students Who Began the Program	Students Available for Graduation	Number of On-Time Graduates	On-Time Completion Rate
2020	9	9	0	0%
2021	14	14	0	0%

Student's Initials: \_\_\_\_\_ Date: \_\_\_\_\_

Initial only after you have had sufficient time to read and understand the information.

#### 150% TABLE OPTIONAL ↓

#### Students Completing Within 150% of the Published Program Length

Calendar Year	Number of Students Who Began the Program	Students Available for Graduation	150% Graduates	150% Completion Rate
2020	9	9	4	45%
2021	14	14	4	29%

\*\*Included if the program is more than one year in length.

Student's Initials: \_\_\_\_\_ Date: \_\_\_\_\_

Initial only after you have had sufficient time to read and understand the information.



### Job Placement Rates (includes data for the two calendar years prior to reporting)

Calendar Year	Number of Students Who Began Program	Number of Graduates	Graduates Available for Employment	Graduates Employed in the Field	Placement Rate % Employed in the Field
2020	9	4	4	1	25%
2021	14	4	4	4	100%

You may obtain from the institution a list of the employment positions determined to be in the field for which a student received education and training on our Catalog located on our website at [www.maof.org](http://www.maof.org) under Bakersfield Skill Center.

### Gainfully Employed Categories (includes data for the two calendar years prior to reporting)

#### Part-Time vs. Full-Time Employment

Calendar Year	Graduate Employed in the Field 20-29 Hours Per Week	Graduates Employed in the Field at Least 30 Hours Per Week	Total Graduates Employed in the Field
2020	1	0	1
2021	1	3	4

#### Single Position vs. Concurrent Aggregated Position

Calendar Year	Graduates Employed in the Field in a Single Position	Graduates Employed in the Field in Concurrent Aggregated Positions	Total Graduates Employed in the Field
2020	1	0	1
2021	4	0	4



# MAOF

## Mexican American Opportunity Foundation

2130 Chester Ave. #200, Bakersfield, CA 93301 | 661-336-6826 | www.maof.org

Mexican American Opportunity Foundation

Empowering Families from Child to Senior

### Self-Employed / Freelance Positions

Calendar Year	Graduates Employed who are Self-Employed or Working Freelance	Total Graduates Employed in the Field
2020	0	1
2021	0	4

### Institutional Employment

Calendar Year	Graduates Employed in the Field who are Employed by the Institution, an Employer Owned by the Institution, or an Employer who Shares Ownership with the Institution.	Total Graduates Employed in the Field
2020	0	1
2021	0	4

Student's Initials: \_\_\_\_\_ Date: \_\_\_\_\_

Initial only after you have had sufficient time to read and understand the information.

### IF the majority of graduates from this program obtain jobs in self-employment or freelance work add:

This program may result in freelance or self-employment.

- The work available to graduates of this program is usually for freelance or self-employment.
- This type of work may not be consistent.
- The period of employment can range from one day to weeks to several months.
- Hours worked in a day or week may be more or less than the traditional 8 hour work day or 40 hour work week.
- You can expect to spend unpaid time expanding your networks, advertising, promoting your services, or honing your skills.
- Once graduates begin to work freelance or are self-employed, they will be asked to provide documentation that they are employed as such so that they may be counted as placed for our job placement records.
- Students initialing this disclosure understand that either a majority or all of this school's graduates are employed in this manner and understand what comprises this work style.

Student's Initials: \_\_\_\_\_ Date: \_\_\_\_\_

Only initial after you have had sufficient time to read and understand the information.



### License Examination Passage Rates (includes data for the two calendar years prior to reporting)

First Available Exam Date	Date Exam Results Announced	Number of Graduates in Calendar Year	Number of Graduates Taking Exam	Number Who Passed Exam	Number Who Failed Exam	Passage Rate
mm/dd/yyyy		N/A	N/A	N/A	N/A	N/A
mm/dd/yyyy						
mm/dd/yyyy						
mm/dd/yyyy						
mm/dd/yyyy		N/A	N/A	N/A	N/A	N/A
mm/dd/yyyy						
mm/dd/yyyy						
mm/dd/yyyy						

Licensure examination passage data is not available from the state agency administering the examination. We are unable to collect data from # graduates.

Student's Initials: \_\_\_\_\_ Date: \_\_\_\_\_

Initial only after you have had sufficient time to read and understand the information.


OR

Calendar Year	Number of Graduates in Calendar Year	Number of Graduates Taking Exam	Number Who Passed First Available Exam	Number Who Failed First Available Exam	Passage Rate
2020	N/A	N/A	N/A	N/A	N/A
2021	N/A	N/A	N/A	N/A	N/A

Licensure examination passage data is not available from the state agency administering the examination. We are unable to collect data from # graduates.

Student's Initials: \_\_\_\_\_ Date: \_\_\_\_\_

Initial only after you have had sufficient time to read and understand the information.



### Salary and Wage Information (includes data for the two calendar years prior to reporting)

Annual salary and wages reported for graduates employed in the field.

Calendar Year	Graduates Available for Employment	Graduates Employed in Field	\$10,001	\$15,001	\$25,001	\$30,001	\$40,001
			- \$15,000	- \$20,000	- \$30,000	- \$35,000	- \$45,000
2020	4	1	0	1	0	0	0
2021	4	4	1	0	1	1	1

A list of sources used to substantiate salary disclosures is available from the school. To obtain this information, please contact the Program Coordinator at our main campus or call 661-336-6819.

Student's Initials: \_\_\_\_\_ Date: \_\_\_\_\_

Initial only after you have had sufficient time to read and understand the information.

### Cost of Educational Program

Total charges for the program for students completing on time in 2020: \$4,167

Total charges may be higher for students that do not complete on time.

Total charges for the program for students completing on time in 2021: \$4,167

Total charges may be higher for students that do not complete on time.


Student's Initials: \_\_\_\_\_ Date: \_\_\_\_\_

Initial only after you have had sufficient time to read and understand the information.

### Federal Student Loan Debt

Calendar Year(s)	Most recent three year cohort default rate, as reported by the United State Department of Education. <sup>1</sup>	The percentage of enrolled students in 2020/21 receiving federal student loans to pay for this program.	The percentage of graduates in 2020/21 who took out federal student loans to pay for this program.	The average amount of federal student loan debt of 2020/21 graduates who took out federal student loans at this institution.
2020	N/A	N/A	N/A	N/A
2021	N/A	N/A	N/A	N/A

<sup>1</sup>The percentage of students who defaulted on their federal student loans is called the Cohort Default Rate (CDR). It shows the percentage of this school's students who were more than 270 days (9 months) behind on their federal student loans within three years of when the first payment was due. This is the most recent CDR reported by the U.S. Department of Education.



# MAOF

## Mexican American Opportunity Foundation

2130 Chester Ave. #200, Bakersfield, CA 93301 | 661-336-6826 | www.maof.org

**Mexican American Opportunity Foundation**

Empowering Families from Child to Senior

**Student's Initials:** \_\_\_\_\_ **Date:** \_\_\_\_\_

**Initial only after you have had sufficient time to read and understand the information.**

MAOF Skill Center-Bakersfield is eligible but chooses not to participate in federal student aid programs. Therefore, students who attend this institution do not have federal student loans.

**Student's Initials:** \_\_\_\_\_ **Date:** \_\_\_\_\_

**Initial only after you have had sufficient time to read and understand the information.**

This fact sheet is filed with the Bureau for Private Postsecondary Education. Regardless of any information you may have relating to completion rates, placement rates, starting salaries, or license exam passage rates, this fact sheet contains the information as calculated pursuant to state law.

Any questions a student may have regarding this fact sheet that have not been satisfactorily answered by the institution may be directed to the Bureau for Private Postsecondary Education at 1747 N. Market Blvd, Suite 225, Sacramento, CA 95834, [www.bppe.ca.gov](http://www.bppe.ca.gov), toll-free telephone number (888) 370-7589 or by fax (916) 263-1897.

\_\_\_\_\_  
Student Name - Print

\_\_\_\_\_  
Student Signature

\_\_\_\_\_  
Date

\_\_\_\_\_  
School Official

\_\_\_\_\_  
Date



# MAOF

**Mexican American Opportunity Foundation**  
Empowering Families from Child to Senior

**Mexican American Opportunity Foundation**  
2130 Chester Ave. #200, Bakersfield, CA 93301 | 661-336-6826 | www.maof.org

## Definitions

- “Number of Students Who Began the Program” means the number of students who began a program who were scheduled to complete the program within 100% of the published program length within the reporting calendar year and excludes all students who cancelled during the cancellation period.
- “Students Available for Graduation” is the number of students who began the program minus the number of students who have died, been incarcerated, or been called to active military duty.
- “Number of On-time Graduates” is the number of students who completed the program within 100% of the published program length within the reporting calendar year.
- “On-time Completion Rate” is the number of on-time graduates divided by the number of students available for graduation.
- “150% Graduates” is the number of students who completed the program within 150% of the program length (includes on-time graduates).
- “150% Completion Rate” is the number of students who completed the program in the reported calendar year within 150% of the published program length, including on-time graduates, divided by the number of students available for graduation.
- “Graduates Available for Employment” means the number of graduates minus the number of graduates unavailable for employment.
- “Graduates Unavailable for Employment” means the graduates who, after graduation, die, become incarcerated, are called to active military duty, are international students that leave the United States or do not have a visa allowing employment in the United States, or are continuing their education in an accredited or bureau-approved postsecondary institution.
- “Graduates Employed in the Field” means graduates who beginning within six months after a student completes the applicable educational program are gainfully employed, whose employment has been reported, and for whom the institution has documented verification of employment. For occupations for which the state requires passing an examination, the six months period begins after the announcement of the examination results for the first examination available after a student completes an applicable educational program.
- “Placement Rate Employed in the Field” is calculated by dividing the number of graduates gainfully employed in the field by the number of graduates available for employment.
- “Number of Graduates Taking Exam” is the number of graduates who took the first available exam in the reported calendar year.



# MAOF

## Mexican American Opportunity Foundation


2130 Chester Ave. #200, Bakersfield, CA 93301 | 661-336-6826 | [www.maof.org](http://www.maof.org)

**Mexican American Opportunity Foundation**

Empowering Families from Child to Senior

- 
- "First Available Exam Date" is the date for the first available exam after a student completed a program.
  - "Passage Rate" is calculated by dividing the number of graduates who passed the exam by the number of graduates who took the reported licensing exam.
  - "Number Who Passed First Available Exam" is the number of graduates who took and passed the first available licensing exam after completing the program.
  - "Salary" is as reported by graduate or graduate's employer.
  - "No Salary Information Reported" is the number of graduates for whom, after making reasonable attempts, the school was not able to obtain salary information.





# MAOF

**Mexican American Opportunity Foundation**  
Empowering Families from Child to Senior

**Mexican American Opportunity Foundation**  
2130 Chester Ave. #200, Bakersfield, CA 93301 | 661-336-6826 | www.maof.org

---

## STUDENT'S RIGHT TO CANCEL

You have the right to cancel your agreement for a program of instruction without any penalty or obligations through attendance at the first-class session or the seventh calendar day after enrollment, whichever is later.

A student may cancel this enrollment agreement by providing a written notice to the Program Coordinator at the MAOF SKILL CENTER – BAKERSFIELD, 2130 Chester Avenue Suite 200, Bakersfield, CA 93301.

I understand I may cancel or withdraw my agreement for enrollment into the program by \_\_\_\_\_ (Date) without any penalty or obligation.



# MAOF

## Mexican American Opportunity Foundation

2130 Chester Ave. #200, Bakersfield, CA 93301 | 661-336-6826 | www.maof.org

Mexican American Opportunity Foundation

Empowering Families from Child to Senior

### SCHOOL PERFORMANCE FACT SHEET CALENDAR YEARS 2020 & 2021

Clerical Office Worker – (7 Months)

#### On-Time Completion Rates (Graduation Rates)

*Includes data for the two calendar years prior to reporting.*

Calendar Year	Number of Students Who Began the Program	Students Available for Graduation	Number of On-Time Graduates	On-Time Completion Rate
2020	11	11	7	64%
2021	5	5	1	20%

Student's Initials: \_\_\_\_\_ Date: \_\_\_\_\_

Initial only after you have had sufficient time to read and understand the information.

150% TABLE OPTIONAL ↓


#### Students Completing Within 150% of the Published Program Length

Calendar Year	Number of Students Who Began the Program	Students Available for Graduation	150% Graduates	150% Completion Rate
2020	11	11	7	64%
2021	5	5	3	60%

\*\*Included if the program is more than one year in length.

Student's Initials: \_\_\_\_\_ Date: \_\_\_\_\_

Initial only after you have had sufficient time to read and understand the information.



### Job Placement Rates (includes data for the two calendar years prior to reporting)

Calendar Year	Number of Students Who Began Program	Number of Graduates	Graduates Available for Employment	Graduates Employed in the Field	Placement Rate % Employed in the Field
2020	11	7	7	7	100%
2021	5	3	3	3	100%

You may obtain from the institution a list of the employment positions determined to be in the field for which a student received education and training. (Insert how student can obtain this information.)

### Gainfully Employed Categories (includes data for the two calendar years prior to reporting)

#### Part-Time vs. Full-Time Employment

Calendar Year	Graduate Employed in the Field 20-29 Hours Per Week	Graduates Employed in the Field at Least 30 Hours Per Week	Total Graduates Employed in the Field
2020	0	7	7
2021	1	1	2

#### Single Position vs. Concurrent Aggregated Position

Calendar Year	Graduates Employed in the Field in a Single Position	Graduates Employed in the Field in Concurrent Aggregated Positions	Total Graduates Employed in the Field
2020	7	0	7
2021	3	0	3



### Self-Employed / Freelance Positions

Calendar Year	Graduates Employed who are Self-Employed or Working Freelance	Total Graduates Employed in the Field
2020	0	7
2021	0	3

### Institutional Employment

Calendar Year	Graduates Employed in the Field who are Employed by the Institution, an Employer Owned by the Institution, or an Employer who Shares Ownership with the Institution.	Total Graduates Employed in the Field
2020	0	7
2021	0	3

Student's Initials: \_\_\_\_\_ Date: \_\_\_\_\_

**Initial only after you have had sufficient time to read and understand the information.**


IF the majority of graduates from this program obtain jobs in self-employment or freelance work add:

This program may result in freelance or self-employment.

- The work available to graduates of this program is usually for freelance or self-employment.
- This type of work may not be consistent.
- The period of employment can range from one day to weeks to several months.
- Hours worked in a day or week may be more or less than the traditional 8 hour work day or 40 hour work week.
- You can expect to spend unpaid time expanding your networks, advertising, promoting your services, or honing your skills.
- Once graduates begin to work freelance or are self-employed, they will be asked to provide documentation that they are employed as such so that they may be counted as placed for our job placement records.
- Students initialing this disclosure understand that either a majority or all of this school's graduates are employed in this manner and understand what comprises this work style.

Student's Initials: \_\_\_\_\_ Date: \_\_\_\_\_

**Only initial after you have had sufficient time to read and understand the information.**



# MAOF

## Mexican American Opportunity Foundation

2130 Chester Ave. #200, Bakersfield, CA 93301 | 661-336-6826 | www.maof.org

Mexican American Opportunity Foundation

Empowering Families from Child to Senior

### License Examination Passage Rates (includes data for the two calendar years prior to reporting)

First Available Exam Date	Date Exam Results Announced	Number of Graduates in Calendar Year	Number of Graduates Taking Exam	Number Who Passed Exam	Number Who Failed Exam	Passage Rate
mm/dd/yyyy		N/A	N/A	N/A	N/A	N/A
mm/dd/yyyy						
mm/dd/yyyy						
mm/dd/yyyy						
mm/dd/yyyy		N/A	N/A	N/A	N/A	N/A
mm/dd/yyyy						
mm/dd/yyyy						
mm/dd/yyyy						

Licensure examination passage data is not available from the state agency administering the examination. We are unable to collect data from # graduates.

Student's Initials: \_\_\_\_\_ Date: \_\_\_\_\_

Initial only after you have had sufficient time to read and understand the information.

OR

Calendar Year	Number of Graduates in Calendar Year	Number of Graduates Taking Exam	Number Who Passed First Available Exam	Number Who Failed First Available Exam	Passage Rate
2020	N/A	N/A	N/A	N/A	N/A
2021	N/A	N/A	N/A	N/A	N/A

Licensure examination passage data is not available from the state agency administering the examination. We are unable to collect data from # graduates.

Student's Initials: \_\_\_\_\_ Date: \_\_\_\_\_

Initial only after you have had sufficient time to read and understand the information.



### Salary and Wage Information (includes data for the two calendar years prior to reporting)

Annual salary and wages reported for graduates employed in the field.

Calendar Year	Graduates Available for Employment	Graduates Employed in Field	\$10,001	\$15,001	\$20,001	\$25,001	\$30,001
			-	-	-	-	-
			\$15,000	\$20,000	\$25,000	\$30,000	\$35,000
2020	7	7	0	0	3	3	1
2021	3	3	1	1		1	

A list of sources used to substantiate salary disclosures is available from the school. (Insert how student can obtain this information.)

Student's Initials: \_\_\_\_\_ Date: \_\_\_\_\_

Initial only after you have had sufficient time to read and understand the information.

### Cost of Educational Program

Total charges for the program for students completing on time in 2020: \$4,167  
Total charges may be higher for students that do not complete on time.

Total charges for the program for students completing on time in 2022: \$4,167  
Total charges may be higher for students that do not complete on time.

Student's Initials: \_\_\_\_\_ Date: \_\_\_\_\_

Initial only after you have had sufficient time to read and understand the information.

### Federal Student Loan Debt

Calendar Year(s)	Most recent three year cohort default rate, as reported by the United State Department of Education. <sup>1</sup>	The percentage of enrolled students in 2020/21 receiving federal student loans to pay for this program.	The percentage of graduates in 2020/21 who took out federal student loans to pay for this program.	The average amount of federal student loan debt of 2020/21 graduates who took out federal student loans at this institution.
2020	N/A	N/A	N/A	N/A
2021	N/A	N/A	N/A	N/A

<sup>1</sup>The percentage of students who defaulted on their federal student loans is called the Cohort Default Rate (CDR). It shows the percentage of this school's students who were more than 270 days (9 months) behind on their federal student loans within three years of when the first payment was due. This is the most recent CDR reported by the U.S. Department of Education.



# MAOF

## Mexican American Opportunity Foundation

2130 Chester Ave. #200, Bakersfield, CA 93301 | 661-336-6826 | www.maof.org

**Mexican American Opportunity Foundation**

*Empowering Families from Child to Senior*

**Student's Initials:** \_\_\_\_\_ **Date:** \_\_\_\_\_

**Initial only after you have had sufficient time to read and understand the information.**

MAOF Skill Center-Bakersfield is eligible but chooses not to participate in federal student aid programs. Therefore, students who attend this institution do not have federal student loans.

**Student's Initials:** \_\_\_\_\_ **Date:** \_\_\_\_\_

**Initial only after you have had sufficient time to read and understand the information.**

This fact sheet is filed with the Bureau for Private Postsecondary Education. Regardless of any information you may have relating to completion rates, placement rates, starting salaries, or license exam passage rates, this fact sheet contains the information as calculated pursuant to state law.

Any questions a student may have regarding this fact sheet that have not been satisfactorily answered by the institution may be directed to the Bureau for Private Postsecondary Education at 1747 N. Market Blvd, Suite 225, Sacramento, CA 95834, [www.bppe.ca.gov](http://www.bppe.ca.gov), toll-free telephone number (888) 370-7589 or by fax (916) 263-1897.

\_\_\_\_\_  
Student Name - Print

\_\_\_\_\_  
Student Signature

\_\_\_\_\_  
Date

\_\_\_\_\_  
School Official

\_\_\_\_\_  
Date



# MAOF


**Mexican American Opportunity Foundation**  
Empowering Families from Child to Senior

**Mexican American Opportunity Foundation**  
2130 Chester Ave. #200, Bakersfield, CA 93301 | 661-336-6826 | www.maof.org

## Definitions

- “Number of Students Who Began the Program” means the number of students who began a program who were scheduled to complete the program within 100% of the published program length within the reporting calendar year and excludes all students who cancelled during the cancellation period.
- “Students Available for Graduation” is the number of students who began the program minus the number of students who have died, been incarcerated, or been called to active military duty.
- “Number of On-time Graduates” is the number of students who completed the program within 100% of the published program length within the reporting calendar year.
- “On-time Completion Rate” is the number of on-time graduates divided by the number of students available for graduation.
- “150% Graduates” is the number of students who completed the program within 150% of the program length (includes on-time graduates).
- “150% Completion Rate” is the number of students who completed the program in the reported calendar year within 150% of the published program length, including on-time graduates, divided by the number of students available for graduation.
- “Graduates Available for Employment” means the number of graduates minus the number of graduates unavailable for employment.
- “Graduates Unavailable for Employment” means the graduates who, after graduation, die, become incarcerated, are called to active military duty, are international students that leave the United States or do not have a visa allowing employment in the United States, or are continuing their education in an accredited or bureau-approved postsecondary institution.
- “Graduates Employed in the Field” means graduates who beginning within six months after a student completes the applicable educational program are gainfully employed, whose employment has been reported, and for whom the institution has documented verification of employment. For occupations for which the state requires passing an examination, the six months period begins after the announcement of the examination results for the first examination available after a student completes an applicable educational program.
- “Placement Rate Employed in the Field” is calculated by dividing the number of graduates gainfully employed in the field by the number of graduates available for employment.
- “Number of Graduates Taking Exam” is the number of graduates who took the first available exam in the reported calendar year.





# MAOF

**Mexican American Opportunity Foundation**  
2130 Chester Ave. #200, Bakersfield, CA 93301 | 661-336-6826 | [www.maof.org](http://www.maof.org)

**Mexican American Opportunity Foundation**  
Empowering Families from Child to Senior

---

- “First Available Exam Date” is the date for the first available exam after a student completed a program.
- “Passage Rate” is calculated by dividing the number of graduates who passed the exam by the number of graduates who took the reported licensing exam.
- “Number Who Passed First Available Exam” is the number of graduates who took and passed the first available licensing exam after completing the program.
- “Salary” is as reported by graduate or graduate’s employer.
- “No Salary Information Reported” is the number of graduates for whom, after making reasonable attempts, the school was not able to obtain salary information.



# MAOF

**Mexican American Opportunity Foundation**  
Empowering Families from Child to Senior

**Mexican American Opportunity Foundation**  
2130 Chester Ave. #200, Bakersfield, CA 93301 | 661-336-6826 | www.maof.org

---

## STUDENT'S RIGHT TO CANCEL

You have the right to cancel your agreement for a program of instruction without any penalty or obligations through attendance at the first-class session or the seventh calendar day after enrollment, whichever is later.

A student may cancel this enrollment agreement by providing a written notice to the Program Coordinator at the MAOF SKILL CENTER – BAKERSFIELD, 2130 Chester Avenue Suite 200, Bakersfield, CA 93301.

I understand I may cancel or withdraw my agreement for enrollment into the program by \_\_\_\_\_ (Date) without any penalty or obligation.