



2022

ELECTRICAL LINEMAN PROGRAM - 15 WEEKS

2019-20 SCHOOL PERFORMANCE FACT

ON-TIME COMPLETION RATES (GRADUATION RATES)

Includes data for the two calendar years prior to reporting.

Calendar Year	Number of Students Who Began the Program	Students Available for Graduation	Number of On-Time Graduates	On-Time Completion Rate
2019	687	687	528	77%
2020	726	726	472	65%

Student Initials: _____ Date: _____


Initial only after you have had sufficient time to read and understand the information.

STUDENTS COMPLETING WITHIN 150% OF PUBLISHED PROGRAM LENGTH

Calendar Year	Number of Students Who Began the Program	Students Available for Graduation	150% Graduates	150% Completion Rate
2019	687	687	586	85%
2020	726	726	545	75%

Student Initials: _____ Date: _____

Initial only after you have had sufficient time to read and understand the information.



2022

ELECTRICAL LINEMAN PROGRAM - 15 WEEKS

2019-20 SCHOOL PERFORMANCE FACT

JOB PLACEMENT RATES

Includes data for the two calendar years prior to reporting.

Calendar Year	Number of Students Who Began Program	Number of Graduates	Graduates Available for Employment	Graduates Employed in the Field	Placement Rate % Employed in the Field
2019	687	586	586	295	50%
2020	726	545	545	247	45%

To obtain a list of employment positions determined to be within the field for which students receive education and training, contact an admissions consultant.

GAINFULLY EMPLOYED CATEGORIES

Includes data for the two calendar years prior to reporting.

PART-TIME VS. FULL-TIME EMPLOYMENT

Calendar Year	Graduates Employed in the Field 20-29 Hours per Week	Graduates Employed in the Field at least 30 Hours per Week	Total Graduates Employed in the Field
2019	0	295	295
2020	0	247	247

SINGLE POSITION VS. CONCURRENT AGGREGATED POSITION

Calendar Year	Graduates Employed in the Field in a Single Position	Graduates Employed in the Field in Concurrent Aggregated Positions	Total Graduates Employed in the Field
2019	295	0	295
2020	247	0	247

SELF-EMPLOYED/FREELANCE POSITIONS

Calendar Year	Graduates Employed Who Are Self-Employed or Working Freelance	Total Graduates Employed in the Field
2019	0	295
2020	0	247

INSTITUTIONAL EMPLOYMENT

Calendar Year	Graduates Employed in the Field who are Employed by the Institution, an Employer Owned by the Institution, or an Employer who Shares Ownership with the Institution	Total Graduates Employed in the Field
2019	35	295
2020	33	247

Student Initials: _____ Date: _____

Initial only after you have had sufficient time to read and understand the information.



2022

ELECTRICAL LINEMAN PROGRAM - 15 WEEKS

2019-20 SCHOOL PERFORMANCE FACT


LICENSE EXAMINATION PASSAGE RATES

Includes data for the two calendar years prior to reporting.

Calendar Year	Number of Graduates in Calendar Year	Number of Graduates Taking Exam	Number Who Passed First Available Exam	Number Who Failed First Available Exam	Passage Rate
2019	586	0	0	0	N/A
2020	545	0	0	0	N/A

Student Initials: _____ Date: _____

Initial only after you have had sufficient time to read and understand the information.



2022

ELECTRICAL LINEMAN PROGRAM - 15 WEEKS

2019-20 SCHOOL PERFORMANCE FACT

SALARY AND WAGE INFORMATION

Includes data for the two calendar years prior to reporting.

ANNUAL SALARY & WAGES REPORTED FOR GRADUATES EMPLOYED IN FIELD

Calendar Year	Graduates Available for Employment	Graduates Employed in Field	<\$5,000	\$5,000 - \$10,000	\$10,001 - \$15,000	\$15,001 - \$20,000
2019	586	295	0	0	0	0
2020	545	247	0	0	0	0
Calendar Year	\$20,001 - \$25,000	\$25,001 - \$30,000	\$30,001 - \$35,000	\$35,001 - \$40,000	\$40,001 - \$45,000	\$45,001 - \$50,000
2019	1	1	1	7	9	23
2020	0	0	1	7	8	10
Calendar Year	\$50,001 - \$55,000	\$55,001 - \$60,000	\$60,001 - \$65,000	\$65,001 - \$70,000	\$70,001 - \$75,000	\$75,001 - \$80,000
2019	21	12	14	15	21	6
2020	16	9	8	11	12	12
Calendar Year	\$80,001 - \$85,000	\$85,001 - \$90,000	\$90,001 - \$95,000	\$95,001 - \$100,000	>\$100,000	No Salary Information Reported
2019	6	7	7	5	105	34
2020	0	10	12	2	85	44

To obtain a list of sources used to substantiate salary disclosures, contact an admissions consultant.

Student Initials: _____ Date: _____

Initial only after you have had sufficient time to read and understand the information.

COST OF EDUCATIONAL PROGRAM

Total Program charges for students completing on time in 2019: **\$18,826.00**. Total program charges for students completing on time in 2020: **\$20,326.00**
Additional charges may be incurred if the program is not completed on time.

Student Initials: _____ Date: _____

Initial only after you have had sufficient time to read and understand the information.

FEDERAL STUDENT LOAN DEBT


Northwest Lineman College is eligible, but chooses not to participate in federal student aid programs; therefore, students who attend this institution do not have federal student loans.

Student Initials: _____ Date: _____

Initial only after you have had sufficient time to read and understand the information.

This fact sheet is filed with the Bureau for Private Postsecondary Education. Regardless of any information you may have relating to completion rates, placement rates, starting salaries, or license exam passage rates, this fact sheet contains the information as calculated pursuant to state law.

Any questions a student may have regarding this fact sheet that have not been satisfactorily answered by the institution may be directed to the Bureau for Private Postsecondary Education at 1747 N. Market Blvd, Suite 225, Sacramento, CA 95834 bppe.ca.gov, (888) 370-7589 (phone), or (916) 263-1897 (fax).



2022

ELECTRICAL LINEMAN PROGRAM - 15 WEEKS

2019-20 SCHOOL PERFORMANCE FACT

APPLICANT SIGNATURE (REQUIRED FOR ENROLLMENT)

APPLICANT NAME (PRINT)	
APPLICANT SIGNATURE	DATE
SCHOOL OFFICIAL	DATE

DEFINITIONS

- “Number of Students Who Began the Program” means the number of students who began a program who were scheduled to complete the program within 100% of the published program length within the reporting calendar year and excludes all students who canceled during the cancellation period.
- “Students Available for Graduation” is the number of students who began the program minus the number of students who have died, been incarcerated, or been called to active military duty.
- “Number of On-Time Graduates” is the number of students who completed the program within 100% of the published program length within the reporting calendar year.
- “On-Time Completion Rate” is the number of on-time graduates divided by the number of students available for graduation.
- “150% Graduates” is the number of students who completed the program within 150% of the program length (includes on-time graduates).
- “150% Completion Rate” is the number of students who completed the program in the reported calendar year within 150% of the published program length, including on-time graduates, divided by the number of students available for graduation.
- “Graduates Available for Employment” means the number of graduates minus the number of graduates unavailable for employment.
- “Graduates Unavailable for Employment” means graduates who, after graduation, die, become incarcerated, are called to active military duty, are international students that leave the United States or do not have a visa allowing employment in the United States, or are continuing education in an accredited or bureau-approved postsecondary institution.
- “Graduates Employed in the Field” means graduates who beginning within six months after a student completes the applicable educational program are gainfully employed, whose employment has been reported, and for whom the institution has documented verification of employment. For occupations for which the state requires passing an examination, the six-month period begins after the announcement of the examination results for the first examination available after a student completes an applicable education program.
- “Placement Rate Employed in the Field” is calculated by dividing the number of graduates gainfully employed in the field by the number of graduates available for employment.
- “Number of Graduates Taking Exam” is the number of graduates who took the first available exam in the reported calendar year.
- “First Available Exam Date” is the date for the first available exam after a student completed a program.
- “Passage Rate” is calculated by dividing the number of graduates who passed the exam by the number of graduates who took the reported licensing exam.
- “Number Who Passed First Available Exam” is the number of graduates who took and passed the first available licensing exam after completing the program.
- “Salary” is as reported by graduate or graduate’s employer.
- “No Salary Information Reported” is the number of graduates for whom, after making reasonable attempts, the school was not able to obtain salary information.



2022

ELECTRICAL LINEMAN PROGRAM - 15 WEEKS

2019-20 SCHOOL PERFORMANCE FACT

STUDENT'S RIGHT TO CANCEL

Cancellation Refund Policy: Applicants who cancel by the seventh day after signing the enrollment agreement, or whose last date of attendance is on the first scheduled class day of the program, whichever is later, will receive a full refund of all monies paid.

Cancellation Procedure: Notice of cancellation need not take any particular form and, however expressed, is effective if it states that a student no longer wishes to be bound by the enrollment agreement. Notice of cancellation may be provided in the following ways:

- Delivered by U.S. Mail to Northwest Lineman College, Attn: Admissions Department, 7600 S Meridian Rd, Meridian, ID 83642
- Hand delivered to 2009 Challenger Ave., Oroville, CA 95965
- Emailed to nlc@lineman.edu
- Texted to 1-844-296-4007
- Documented phone conversation with the Northwest Lineman College admissions department 800-338-8875

Notice of cancellation, if sent by U.S. Mail, is effective when deposited in the mail, properly addressed with postage prepaid.