



**SCHOOL PERFORMANCE FACT SHEET**

**CALENDAR YEARS 2020 & 2021**

**Certificate - 2 Years Photography – 2 Years**

**On-time Completion Rates (Graduation Rates)**

Include data for the two calendar years prior to reporting

Calendar Year	Number of Students Who Began the Program	Students Available for Graduation	Number of On-time Graduates	On-time Completion Rates
2020	0	0	0	0%
2021	0	0	0	0%

Student’s Initials: \_\_\_\_\_ Date: \_\_\_\_\_

Initial only after you have had sufficient time to read and understand the information.

**Students Completing with 150% of Published Program Length**

Calendar Year	Number of Students Who Began the Program	Students Available for Graduation	150% Graduates	150% Completion Rates
2020	0	0	0	0
2021	0	0	0	0

\*Included only if program is more than one year in length

Student’s Initials: \_\_\_\_\_ Date: \_\_\_\_\_

Initial only after you have had sufficient time to read and understand the information.



**Job Placement Rates (includes data for the two calendar years prior to reporting)**

Calendar Year	Number of Students Who Began the Program	Number of Graduates	Graduates Available for Employment	Graduates Employed in the Field	Placement Rate % Employment in the Field
2020	0	0	0	0	0%
2021	0	0	0	0	0%

You may obtain from the institution a list of the employment positions determined to be in the field for which a student received education and training. Please contact the Compliance Office.

**Gainful Employment Categories (includes data for the two calendar years prior to reporting)**

**Part Time vs. Full -Time Employment**

Calendar Year	Graduates Employed in the Field 20 to 29 hours per week	Graduates Employed in the Field at least 30 hours per week	Total Graduates Employed in the field
2020	0	0	0
2021	0	0	0

**Single Position vs. Concurrent Aggregated Positions**

Calendar Year	Graduates Employed in the Field in a single position	Graduates Employed in the Field concurrent aggregated positions	Total Graduates Employed in the field
2020	0	0	0
2021	0	0	0



**Self-Employed/Freelance Positions**

Calendar Year	Graduates Employed who are self-employed or working freelance	Total Graduates Employed in the field
2020	0	0
2021	0	0

**Institutional Employment**

Calendar Year	Graduates Employed in the field who are Employed by the Institution, an Employer Owned by the Institution, or an Employer who shares Ownership with the institution.	Total Graduates Employed in the field
2020	0	0
2021	0	0

**Student's Initials: \_\_\_\_\_ Date: \_\_\_\_\_**

**Initial only after you have had sufficient time to read and understand the information.**

**This Program may result in freelance or self-employment.**

- The work available to graduates of this program is usually for freelance or self-employment.
- This type of work may not be consistent.
- The period of employment can range from one day to weeks to several months.
- Hours worked in a day or week may be more or less than the traditional 8 hours work day or 40-hour work week.
- You can expect to spend unpaid time expanding your networks, advertising, promoting your services, or honing your skills.
- Once graduates being to work freelance or are self-employed, they will be asked to provide documentation that they are employed as such so that they may be counted as placed for our job placement records.
- Students initialing this disclosure understand that either a majority or all of this school's graduates are employed in this manner and understand what comprises this work style.

**Student's Initials: \_\_\_\_\_ Date: \_\_\_\_\_**

**Initial only after you have had sufficient time to read and understand the information.**



**License Examination Passage Rates – This program does not lead to licensing examinations**

**Salary and Wage Information (includes data for the two calendar years prior to reporting)**

Annual salary and wages reported for graduates employed in the field.

Calendar Year	Graduates Available for Employment	Graduates Employed in the Field	\$20,001 - \$25,000	\$35,001 - \$40,000	\$40,001 - \$45,000	\$45,001 - \$50,000	No Salary Information Reported
2020	0	0	0	0	0	0	0
2021	0	0	0	0	0	0	0

A list of sources used to substantiate salary disclosures is available from the school. Please contact the Compliance Office.

Student's Initials: \_\_\_\_\_ Date: \_\_\_\_\_

Initial only after you have had sufficient time to read and understand the information.

**COST OF EDUCATIONAL PROGRAM**

Total Charges for the program for students completing on-time in 2020: \$91,436; 2021: \$94,176. Additional charges may be incurred if the program is not completed on-time.

Student's Initials: \_\_\_\_\_ Date: \_\_\_\_\_

Initial only after you have had sufficient time to read and understand the information.



**FEDERAL STUDENT LOAN DEBT**

Calendar Year	Most recent three year cohort default rate, as reported by the United States Department of Education.*	The percentage of enrolled students receiving federal student loans to pay for this program.	The average amount of federal student loan debt of graduates who took out federal student loans at this institution.	The percentage of graduates who took out federal student loans to pay for this Education Program.
<b>2020</b>	3.8%	0%	\$0	0%
<b>2021</b>	0.5%	0%	\$0	0%

\*The percentage of students who defaulted on their federal student loans is called the Cohort Default Rate (CDR). It shows the percentage of this school’s students who were more than 270 days (9 months) behind on their federal student loans within three years of when the first payment was due. This is the most recent CDR reported by the U.S. Department of Education.

**Student’s Initials:** \_\_\_\_\_ **Date:** \_\_\_\_\_

**Initial only after you have had sufficient time to read and understand the information.**

This fact sheet is filed with the Bureau for Private Postsecondary Education. Regardless of any information you may have relating to the completion rates, starting salaries, or license exam passage rates, this fact sheet contains the information as calculated pursuant to state law.

Any questions a student may have regarding this fact sheet that have not been satisfactorily answered by the institution may be directed to the Bureau for Private Postsecondary Education at 1747 N. Market Blvd, Suite 225, Sacramento, CA 95834, [www.bppe.ca.gov](http://www.bppe.ca.gov), toll-free telephone number (888) 370-7589 or by fax (916) 263-1897.

\_\_\_\_\_  
**Student Name – Print**

\_\_\_\_\_  
**Student Signature**

\_\_\_\_\_  
**School Official**

\_\_\_\_\_  
**Date**

\_\_\_\_\_  
**Date**



## DEFINITIONS

- “Number of Students Who Began the Program” means the number of students who began a program who were scheduled to complete the program within 100% of the published program length within the reporting calendar year and excludes all students who cancelled during the cancellation period.
- “Students Available for Graduation” is the number of students who began the program minus the number of students who have died, been incarcerated, or been called to active military duty.
- “Number of On-time Graduates” is the number of students who completed the program within 100% of the published program length within the reporting calendar year.
- “On-time Completion Rate” is the number of on-time graduates divided by the number of students available for graduation.
- “150% Graduates” is the number of students who completed the program within 150% of the program length (includes on-time graduates).
- “150% Completion Rate” is the number of students who completed the program in the reported calendar year within 150% of the published program length, including on-time graduates, divided by the number of students available for graduation.
- “Graduates Available for Employment” means the number of graduates minus the number of graduates unavailable for employment.
- “Graduates Unavailable for Employment” means the graduates who, after graduation, die, become incarcerated, are called to active military duty, are international students that leave the United States or do not have a visa allowing employment in the United States, or are continuing their education in an accredited or bureau-approved postsecondary institution.
- “Graduates Employed in the Field” means graduates who beginning within six months after a student completes the applicable educational program are gainfully employed, whose employment has been reported, and for whom the institution has documented verification of employment. For occupations for which the state requires passing an examination, the six months period begins after the announcement of the examination results for the first examination available after a student completes an applicable educational program.
- “Placement Rate Employed in the Field” is calculated by dividing the number of graduates gainfully employed in the field by the number of graduates available for employment.



- “Number of Graduates Taking Exam” is the number of graduates who took the first available exam in the reported calendar year.
- “First Available Exam Date” is the date for the first available exam after a student completed a program.
- “Passage Rate” is calculated by dividing the number of graduates who passed the exam by the number of graduates who took the reported licensing exam.
- “Number Who Passed First Available Exam” is the number of graduates who took and passed the first available licensing exam after completing the program.
- “Salary” is as reported by graduate or graduate’s employer.
- “No Salary Information Reported” is the number of graduates for whom, after making reasonable attempts, the school was not able to obtain salary information.



## **STUDENT'S RIGHT TO CANCEL**

The student has a right to cancel this enrollment agreement and obtain a refund. A notice of cancellation or withdrawal must be made in writing. The written request must include the following information: specific timeframes, such as the date the course started and the date of cancellation or withdrawal. Notice of Withdrawal forms are available in the Office of the Registrar. Any student who intends to cancel or withdraw must submit a signed and dated copy of the Notice of Withdrawal Form, or any other form of written notice that includes the required information to:

New York Film Academy  
3300 W. Riverside Dr.  
Burbank, CA 91505

## **REFUND INFORMATION:**

The New York Film Academy will refund 100% of the amount paid for institutional charges, less an administrative processing fee of \$100.00 if notice of cancellation is made through attendance at the first class session, or the seventh class day after enrollment, whichever is later.

Notice of cancellation or withdrawal must be made no later than \_\_\_\_\_.

After the 100% refund period described above, a student may withdraw from a course after instruction has started and receive a pro rata refund (less a non-refundable administrative processing fee of \$100.00) for the unused portion of the tuition and other refundable charges, if the student has completed 60% or less of the term's instruction.

The amount of the refund is calculated based on the student's withdrawal date. Transfer credits will be awarded with a deduction in overall tuition based on a per credit unit cost. Refunds are disbursed within 30 days of the official withdrawal from the school. The withdrawal is dated on the day that the student gave written notice to the school.





**SCHOOL PERFORMANCE FACT SHEET**

**CALENDAR YEARS 2020 & 2021**

**Certificate - 1 Year Screenwriting – 1 Year**

**On-time Completion Rates (Graduation Rates)**

Include data for the two calendar years prior to reporting

Calendar Year	Number of Students Who Began the Program	Students Available for Graduation	Number of On-time Graduates	On-time Completion Rates
2020	22	22	9	41%
2021	12	12	2	17%

Student’s Initials: \_\_\_\_\_ Date: \_\_\_\_\_

Initial only after you have had sufficient time to read and understand the information.

**Students Completing with 150% of Published Program Length**

Calendar Year	Number of Students Who Began the Program	Students Available for Graduation	150% Graduates	150% Completion Rates
2020	0	0	0	0
2021	0	0	0	0

\*Included only if program is more than one year in length

Student’s Initials: \_\_\_\_\_ Date: \_\_\_\_\_

Initial only after you have had sufficient time to read and understand the information.



**Job Placement Rates (includes data for the two calendar years prior to reporting)**

Calendar Year	Number of Students Who Began the Program	Number of Graduates	Graduates Available for Employment	Graduates Employed in the Field	Placement Rate % Employment in the Field
2020	22	9	8	0	0%
2021	12	2	1	0	0%

You may obtain from the institution a list of the employment positions determined to be in the field for which a student received education and training. Please contact the Compliance Office.

**Gainful Employment Categories (includes data for the two calendar years prior to reporting)**

**Part Time vs. Full -Time Employment**

Calendar Year	Graduates Employed in the Field 20 to 29 hours per week	Graduates Employed in the Field at least 30 hours per week	Total Graduates Employed in the field
2020	0	0	0
2021	0	0	0

**Single Position vs. Concurrent Aggregated Positions**

Calendar Year	Graduates Employed in the Field in a single position	Graduates Employed in the Field concurrent aggregated positions	Total Graduates Employed in the field
2020	0	0	0
2021	0	0	0



**Self-Employed/Freelance Positions**

Calendar Year	Graduates Employed who are self-employed or working freelance	Total Graduates Employed in the field
2020	0	0
2021	0	0

**Institutional Employment**

Calendar Year	Graduates Employed in the field who are Employed by the Institution, an Employer Owned by the Institution, or an Employer who shares Ownership with the institution.	Total Graduates Employed in the field
2020	0	0
2021	0	0

Student’s Initials: \_\_\_\_\_ Date: \_\_\_\_\_


**Initial only after you have had sufficient time to read and understand the information.**

**This Program may result in freelance or self-employment.**

- The work available to graduates of this program is usually for freelance or self-employment.
- This type of work may not be consistent.
- The period of employment can range from one day to weeks to several months.
- Hours worked in a day or week may be more or less than the traditional 8 hours work day or 40-hour work week.
- You can expect to spend unpaid time expanding your networks, advertising, promoting your services, or honing your skills.
- Once graduates being to work freelance or are self-employed, they will be asked to provide documentation that they are employed as such so that they may be counted as placed for our job placement records.
- Students initialing this disclosure understand that either a majority or all of this school’s graduates are employed in this manner and understand what comprises this work style.

Student’s Initials: \_\_\_\_\_ Date: \_\_\_\_\_

**Initial only after you have had sufficient time to read and understand the information.**



**License Examination Passage Rates – This program does not lead to licensing examinations**

**Salary and Wage Information (includes data for the two calendar years prior to reporting)**

Annual salary and wages reported for graduates employed in the field.

Calendar Year	Graduates Available for Employment	Graduates Employed in the Field	\$0 - \$5,000	\$5,001 - \$10,000	\$10,001 - \$15,000	\$30,001 - \$35,000	No Salary Information Reported
2020	8	0	0	0	0	0	0
2021	1	0	0	0	0	0	0

A list of sources used to substantiate salary disclosures is available from the school. Please contact the Compliance Office.

Student’s Initials: \_\_\_\_\_ Date: \_\_\_\_\_

Initial only after you have had sufficient time to read and understand the information.

**COST OF EDUCATIONAL PROGRAM**

Total Charges for the program for students completing on-time in 2020: \$32,004; 2021: \$32,004. Additional charges may be incurred if the program is not completed on-time.

Student’s Initials: \_\_\_\_\_ Date: \_\_\_\_\_

Initial only after you have had sufficient time to read and understand the information.



COLLEGE OF VISUAL AND PERFORMING ARTS

**FEDERAL STUDENT LOAN DEBT**

Calendar Year	Most recent three year cohort default rate, as reported by the United States Department of Education.	The percentage of enrolled students receiving federal student loans to pay for this program.	The average amount of federal student loan debt of graduates who took out federal student loans at this institution	The percentage of graduates who took out federal student loans to pay for this Education Program.
2020	3.8%	25%	\$5,195.00	22%
2021	0.5%	25%	\$3,464.00	17%

The percentage of students who defaulted on their federal student loans is called the Cohort Default Rate (CDR). It shows the percentage of this school’s students who were more than 270 days (9 months) behind on their federal student loans within three years of when the first payment was due. This is the most recent CDR reported by the U.S. Department of Education.

**Student’s Initials:** \_\_\_\_\_ **Date:** \_\_\_\_\_

**Initial only after you have had sufficient time to read and understand the information.**

This fact sheet is filed with the Bureau for Private Postsecondary Education. Regardless of any information you may have relating to the completion rates, starting salaries, or license exam passage rates, this fact sheet contains the information as calculated pursuant to state law.

Any questions a student may have regarding this fact sheet that have not been satisfactorily answered by the institution may be directed to the Bureau for Private Postsecondary Education at 1747 N. Market Blvd, Suite 225, Sacramento, CA 95834, [www.bppe.ca.gov](http://www.bppe.ca.gov), toll-free telephone number (888) 370-7589 or by fax (916) 263-1897.

\_\_\_\_\_  
**Student Name – Print**

\_\_\_\_\_  
**Student Signature**

\_\_\_\_\_  
**School Official**

\_\_\_\_\_  
**Date**

\_\_\_\_\_  
**Date**



## DEFINITIONS

- “Number of Students Who Began the Program” means the number of students who began a program who were scheduled to complete the program within 100% of the published program length within the reporting calendar year and excludes all students who cancelled during the cancellation period.
- “Students Available for Graduation” is the number of students who began the program minus the number of students who have died, been incarcerated, or been called to active military duty.
- “Number of On-time Graduates” is the number of students who completed the program within 100% of the published program length within the reporting calendar year.
- “On-time Completion Rate” is the number of on-time graduates divided by the number of students available for graduation.
- “150% Graduates” is the number of students who completed the program within 150% of the program length (includes on-time graduates).
- “150% Completion Rate” is the number of students who completed the program in the reported calendar year within 150% of the published program length, including on-time graduates, divided by the number of students available for graduation.
- “Graduates Available for Employment” means the number of graduates minus the number of graduates unavailable for employment.
- “Graduates Unavailable for Employment” means the graduates who, after graduation, die, become incarcerated, are called to active military duty, are international students that leave the United States or do not have a visa allowing employment in the United States, or are continuing their education in an accredited or bureau-approved postsecondary institution.
- “Graduates Employed in the Field” means graduates who beginning within six months after a student completes the applicable educational program are gainfully employed, whose employment has been reported, and for whom the institution has documented verification of employment. For occupations for which the state requires passing an examination, the six months period begins after the announcement of the examination results for the first examination available after a student completes an applicable educational program.
- “Placement Rate Employed in the Field” is calculated by dividing the number of graduates gainfully employed in the field by the number of graduates available for employment.



- “Number of Graduates Taking Exam” is the number of graduates who took the first available exam in the reported calendar year.
- “First Available Exam Date” is the date for the first available exam after a student completed a program.
- “Passage Rate” is calculated by dividing the number of graduates who passed the exam by the number of graduates who took the reported licensing exam.
- “Number Who Passed First Available Exam” is the number of graduates who took and passed the first available licensing exam after completing the program.
- “Salary” is as reported by graduate or graduate’s employer.
- “No Salary Information Reported” is the number of graduates for whom, after making reasonable attempts, the school was not able to obtain salary information.



The student has a right to cancel this enrollment agreement and obtain a refund. A notice of cancellation or withdrawal must be made in writing. The written request must include the following information: specific timeframes, such as the date the course started and the date of cancellation or withdrawal. Notice of Withdrawal forms are available in the Office of the Registrar. Any student who intends to cancel or withdraw must submit a signed and dated copy of the Notice of Withdrawal Form, or any other form of written notice that includes the required information to:

New York Film Academy  
3300 W. Riverside Dr.  
Burbank, CA 91505

### **REFUND INFORMATION:**

The New York Film Academy will refund 100% of the amount paid for institutional charges, less an administrative processing fee of \$100.00 if notice of cancellation is made through attendance at the first class session, or the seventh class day after enrollment, whichever is later.

Notice of cancellation or withdrawal must be made no later than \_\_\_\_\_.

After the 100% refund period described above, a student may withdraw from a course after instruction has started and receive a pro rata refund (less a non-refundable administrative processing fee of \$100.00) for the unused portion of the tuition and other refundable charges, if the student has completed 60% or less of the term's instruction.

The amount of the refund is calculated based on the student's withdrawal date. Transfer credits will be awarded with a deduction in overall tuition based on a per credit unit cost. Refunds are disbursed within 30 days of the official withdrawal from the school. The withdrawal is dated on the day that the student gave written notice to the school.





**SCHOOL PERFORMANCE FACT SHEET**

**CALENDAR YEARS 2020 & 2021**

**Certificate - 1 Year Producing for Film and Television – 1 Year**

**On-time Completion Rates (Graduation Rates)**

Include data for the two calendar years prior to reporting

Calendar Year	Number of Students Who Began the Program	Students Available for Graduation	Number of On-time Graduates	On-time Completion Rates
2020	19	19	14	74%
2021	16	16	5	31%

Student’s Initials: \_\_\_\_\_ Date: \_\_\_\_\_

Initial only after you have had sufficient time to read and understand the information.


**Students Completing with 150% of Published Program Length**

Calendar Year	Number of Students Who Began the Program	Students Available for Graduation	150% Graduates	150% Completion Rates
2020	0	0	0	0
2021	0	0	0	0

\*Included only if program is more than one year in length

Student’s Initials: \_\_\_\_\_ Date: \_\_\_\_\_

Initial only after you have had sufficient time to read and understand the information.



**Job Placement Rates (includes data for the two calendar years prior to reporting)**

Calendar Year	Number of Students Who Began the Program	Number of Graduates	Graduates Available for Employment	Graduates Employed in the Field	Placement Rate % Employment in the Field
2020	19	14	11	0	0%
2021	16	5	2	1	50%

You may obtain from the institution a list of the employment positions determined to be in the field for which a student received education and training. Please contact the Compliance Office.

**Gainful Employment Categories (includes data for the two calendar years prior to reporting)**

**Part Time vs. Full -Time Employment**

Calendar Year	Graduates Employed in the Field 20 to 29 hours per week	Graduates Employed in the Field at least 30 hours per week	Total Graduates Employed in the field
2020	0	0	0
2021	0	1	1

**Single Position vs. Concurrent Aggregated Positions**

Calendar Year	Graduates Employed in the Field in a single position	Graduates Employed in the Field concurrent aggregated positions	Total Graduates Employed in the field
2020	0	0	0
2021	1	0	1



COLLEGE OF VISUAL AND PERFORMING ARTS

**Self-Employed/Freelance Positions**

Calendar Year	Graduates Employed who are self-employed or working freelance	Total Graduates Employed in the field
2020	0	0
2021	1	1

**Institutional Employment**

Calendar Year	Graduates Employed in the field who are Employed by the Institution, an Employer Owned by the Institution, or an Employer who shares Ownership with the institution.	Total Graduates Employed in the field
2020	0	0
2021	0	1

Student's Initials: \_\_\_\_\_ Date: \_\_\_\_\_

Initial only after you have had sufficient time to read and understand the information.

**This Program may result in freelance or self-employment.**

- The work available to graduates of this program is usually for freelance or self-employment.
- This type of work may not be consistent.
- The period of employment can range from one day to weeks to several months.
- Hours worked in a day or week may be more or less than the traditional 8 hours work day or 40-hour work week.
- You can expect to spend unpaid time expanding your networks, advertising, promoting your services, or honing your skills.
- Once graduates being to work freelance or are self-employed, they will be asked to provide documentation that they are employed as such so that they may be counted as placed for our job placement records.
- Students initialing this disclosure understand that either a majority or all of this school's graduates are employed in this manner and understand what comprises this work style.

Student's Initials: \_\_\_\_\_ Date: \_\_\_\_\_

Initial only after you have had sufficient time to read and understand the information.



**License Examination Passage Rates – This program does not lead to licensing examinations**

**Salary and Wage Information (includes data for the two calendar years prior to reporting)**

Annual salary and wages reported for graduates employed in the field.

Calendar Year	Graduates Available for Employment	Graduates Employed in the Field	\$0 - \$5,000	\$25,001 - \$30,000	\$40,001 - \$45,000	\$95,001 - \$100,000	No Salary Information Reported
2020	11	0	0	0	0	0	0
2021	2	1	0	0	0	1	0

A list of sources used to substantiate salary disclosures is available from the school. Please contact the Compliance Office.

Student’s Initials: \_\_\_\_\_ Date: \_\_\_\_\_

Initial only after you have had sufficient time to read and understand the information.

**COST OF EDUCATIONAL PROGRAM**

Total Charges for the program for students completing on-time in 2020: \$45,718; 2021: \$45,718. Additional charges may be incurred if the program is not completed on-time.

Student’s Initials: \_\_\_\_\_ Date: \_\_\_\_\_

Initial only after you have had sufficient time to read and understand the information.



COLLEGE OF VISUAL AND PERFORMING ARTS

**FEDERAL STUDENT LOAN DEBT**

Calendar Year	Most recent three year cohort default rate, as reported by the United State Department of Education.*	The percentage of enrolled students receiving federal student loans to pay for this program.	The average amount of federal student loan debt of graduates who took out federal student loans at this institution.	The percentage of graduates who took out federal student loans to pay for this Education. Program.
2020	3.8%	18%	\$9,402.00	15%
2021	0.50%	21.43%	\$3,134.00	20.00%

\*The percentage of students who defaulted on their federal student loans is called the Cohort Default Rate (CDR). It shows the percentage of this school’s students who were more than 270 days (9 months) behind on their federal student loans within three years of when the first payment was due. This is the most recent CDR reported by the U.S. Department of Education.

**Student’s Initials:** \_\_\_\_\_ **Date:** \_\_\_\_\_

**Initial only after you have had sufficient time to read and understand the information.**

This fact sheet is filed with the Bureau for Private Postsecondary Education. Regardless of any information you may have relating to the completion rates, starting salaries, or license exam passage rates, this fact sheet contains the information as calculated pursuant to state law.

Any questions a student may have regarding this fact sheet that have not been satisfactorily answered by the institution may be directed to the Bureau for Private Postsecondary Education at 1747 N. Market Blvd, Suite 225, Sacramento, CA 95834, [www.bppe.ca.gov](http://www.bppe.ca.gov), toll-free telephone number (888) 370-7589 or by fax (916) 263-1897.

\_\_\_\_\_  
**Student Name – Print**

\_\_\_\_\_  
**Student Signature**

\_\_\_\_\_  
**School Official**

\_\_\_\_\_  
**Date**

\_\_\_\_\_  
**Date**



## DEFINITIONS

- “Number of Students Who Began the Program” means the number of students who began a program who were scheduled to complete the program within 100% of the published program length within the reporting calendar year and excludes all students who cancelled during the cancellation period.
- “Students Available for Graduation” is the number of students who began the program minus the number of students who have died, been incarcerated, or been called to active military duty.
- “Number of On-time Graduates” is the number of students who completed the program within 100% of the published program length within the reporting calendar year.
- “On-time Completion Rate” is the number of on-time graduates divided by the number of students available for graduation.
- “150% Graduates” is the number of students who completed the program within 150% of the program length (includes on-time graduates).
- “150% Completion Rate” is the number of students who completed the program in the reported calendar year within 150% of the published program length, including on-time graduates, divided by the number of students available for graduation.
- “Graduates Available for Employment” means the number of graduates minus the number of graduates unavailable for employment.
- “Graduates Unavailable for Employment” means the graduates who, after graduation, die, become incarcerated, are called to active military duty, are international students that leave the United States or do not have a visa allowing employment in the United States, or are continuing their education in an accredited or bureau-approved postsecondary institution.
- “Graduates Employed in the Field” means graduates who beginning within six months after a student completes the applicable educational program are gainfully employed, whose employment has been reported, and for whom the institution has documented verification of employment. For occupations for which the state requires passing an examination, the six months period begins after the announcement of the examination results for the first examination available after a student completes an applicable educational program.
- “Placement Rate Employed in the Field” is calculated by dividing the number of graduates gainfully employed in the field by the number of graduates available for employment.



- “Number of Graduates Taking Exam” is the number of graduates who took the first available exam in the reported calendar year.
- “First Available Exam Date” is the date for the first available exam after a student completed a program.
- “Passage Rate” is calculated by dividing the number of graduates who passed the exam by the number of graduates who took the reported licensing exam.
- “Number Who Passed First Available Exam” is the number of graduates who took and passed the first available licensing exam after completing the program.
- “Salary” is as reported by graduate or graduate’s employer.
- “No Salary Information Reported” is the number of graduates for whom, after making reasonable attempts, the school was not able to obtain salary information.



The student has a right to cancel this enrollment agreement and obtain a refund. A notice of cancellation or withdrawal must be made in writing. The written request must include the following information: specific timeframes, such as the date the course started and the date of cancellation or withdrawal. Notice of Withdrawal forms are available in the Office of the Registrar. Any student who intends to cancel or withdraw must submit a signed and dated copy of the Notice of Withdrawal Form, or any other form of written notice that includes the required information to:

New York Film Academy  
3300 W. Riverside Dr.  
Burbank, CA 91505

### **REFUND INFORMATION**

The New York Film Academy will refund 100% of the amount paid for institutional charges, less an administrative processing fee of \$100.00 if notice of cancellation is made through attendance at the first class session, or the seventh class day after enrollment, whichever is later.

Notice of cancellation or withdrawal must be made no later than \_\_\_\_\_.

After the 100% refund period described above, a student may withdraw from a course after instruction has started and receive a pro rata refund (less a non-refundable administrative processing fee of \$100.00) for the unused portion of the tuition and other refundable charges, if the student has completed 60% or less of the term's instruction.

The amount of the refund is calculated based on the student's withdrawal date. Transfer credits will be awarded with a deduction in overall tuition based on a per credit unit cost. Refunds are disbursed within 30 days of the official withdrawal from the school. The withdrawal is dated on the day that the student gave written notice to the school.





**SCHOOL PERFORMANCE FACT SHEET**

**CALENDAR YEARS 2020 & 2021**

**Certificate - 1 Year Photography – 1 Year**

**On-time Completion Rates (Graduation Rates)**

Include data for the two calendar years prior to reporting

Calendar Year	Number of Students Who Began the Program	Students Available for Graduation	Number of On-time Graduates	On-time Completion Rates
2020	9	9	7	78%
2021	3	3	2	67%

Student’s Initials: \_\_\_\_\_ Date: \_\_\_\_\_

Initial only after you have had sufficient time to read and understand the information.

**Students Completing with 150% of Published Program Length**

Calendar Year	Number of Students Who Began the Program	Students Available for Graduation	150% Graduates	150% Completion Rates
2020	0	0	0	0
2021	0	0	0	0

\*Included only if program is more than one year in length

Student’s Initials: \_\_\_\_\_ Date: \_\_\_\_\_

Initial only after you have had sufficient time to read and understand the information.



**Job Placement Rates (includes data for the two calendar years prior to reporting)**

Calendar Year	Number of Students Who Began the Program	Number of Graduates	Graduates Available for Employment	Graduates Employed in the Field	Placement Rate % Employment in the Field
2020	9	7	3	0	0%
2021	3	2	1	0	0%

You may obtain from the institution a list of the employment positions determined to be in the field for which a student received education and training. Please contact the Compliance Office.

**Gainful Employment Categories (includes data for the two calendar years prior to reporting)**

**Part Time vs. Full -Time Employment**

Calendar Year	Graduates Employed in the Field 20 to 29 hours per week	Graduates Employed in the Field at least 30 hours per week	Total Graduates Employed in the field
2020	0	0	0
2021	0	0	0

**Single Position vs. Concurrent Aggregated Positions**

Calendar Year	Graduates Employed in the Field in a single position	Graduates Employed in the Field concurrent aggregated positions	Total Graduates Employed in the field
2020	0	0	0
2021	0	0	0



**Self-Employed/Freelance Positions**

Calendar Year	Graduates Employed who are self-employed or working freelance	Total Graduates Employed in the field
2020	0	0
2021	0	0

**Institutional Employment**

Calendar Year	Graduates Employed in the field who are Employed by the Institution, an Employer Owned by the Institution, or an Employer who shares Ownership with the institution.	Total Graduates Employed in the field
2020	0	0
2021	0	0

**Student's Initials: \_\_\_\_\_ Date: \_\_\_\_\_**

**Initial only after you have had sufficient time to read and understand the information.**

**This Program may result in freelance or self-employment.**

- The work available to graduates of this program is usually for freelance or self-employment.
- This type of work may not be consistent.
- The period of employment can range from one day to weeks to several months.
- Hours worked in a day or week may be more or less than the traditional 8 hours work day or 40-hour work week.
- You can expect to spend unpaid time expanding your networks, advertising, promoting your services, or honing your skills.
- Once graduates begin to work freelance or are self-employed, they will be asked to provide documentation that they are employed as such so that they may be counted as placed for our job placement records.
- Students initialing this disclosure understand that either a majority or all of this school's graduates are employed in this manner and understand what comprises this work style.

**Student's Initials: \_\_\_\_\_ Date: \_\_\_\_\_**

**Initial only after you have had sufficient time to read and understand the information.**



**License Examination Passage Rates – This program does not lead to licensing examinations**

**Salary and Wage Information (includes data for the two calendar years prior to reporting)**

Annual salary and wages reported for graduates employed in the field.

Calendar Year	Graduates Available for Employment	Graduates Employed in the Field	\$0 - \$5,000	\$35,001 - \$40,000	\$40,001 - \$45,000	\$45,001 - \$50,000	No Salary Information Reported
2020	3	0	0	0	0	0	0
2021	1	0	0	0	0	0	0

A list of sources used to substantiate salary disclosures is available from the school. Please contact the Compliance Office.

Student’s Initials: \_\_\_\_\_ Date: \_\_\_\_\_

Initial only after you have had sufficient time to read and understand the information.

**COST OF EDUCATIONAL PROGRAM**

Total charges for the program for students completing on-time in 2020: \$45,718; 2021: \$45,718. Additional charges may be incurred if the program is not completed on-time.

Student’s Initials: \_\_\_\_\_ Date: \_\_\_\_\_

Initial only after you have had sufficient time to read and understand the information.



**FEDERAL STUDENT LOAN DEBT**

Calendar Year	Most recent three year cohort default rate, as reported by the United State Department of Education.*	The percentage of enrolled students receiving federal student loans to pay for this program.	The average amount of federal student loan debt of graduates who took out federal student loans at this institution.	The percentage of graduates who took out federal student loans to pay for this Education. Program.
<b>2020</b>	3.8%	29%	\$5,442.00	20%
<b>2021</b>	0.5%	50%	\$0	0%

\*The percentage of students who defaulted on their federal student loans is called the Cohort Default Rate (CDR). It shows the percentage of this school’s students who were more than 270 days (9 months) behind on their federal student loans within three years of when the first payment was due. This is the most recent CDR reported by the U.S. Department of Education.

**Student’s Initials:** \_\_\_\_\_ **Date:** \_\_\_\_\_

**Initial only after you have had sufficient time to read and understand the information.**

This fact sheet is filed with the Bureau for Private Postsecondary Education. Regardless of any information you may have relating to the completion rates, starting salaries, or license exam passage rates, this fact sheet contains the information as calculated pursuant to state law.

Any questions a student may have regarding this fact sheet that have not been satisfactorily answered by the institution may be directed to the Bureau for Private Postsecondary Education at 1747 N. Market Blvd, Suite 225, Sacramento, CA 95834, [www.bppe.ca.gov](http://www.bppe.ca.gov), toll-free telephone number (888) 370-7589 or by fax (916) 263-1897.

\_\_\_\_\_  
**Student Name – Print**

\_\_\_\_\_  
**Student Signature**

\_\_\_\_\_  
**School Official**

\_\_\_\_\_  
**Date**

\_\_\_\_\_  
**Date**

# NEW YORK FILM ACADEMY

COLLEGE OF VISUAL AND PERFORMING ARTS

## DEFINITIONS

- “Number of Students Who Began the Program” means the number of students who began a program who were scheduled to complete the program within 100% of the published program length within the reporting calendar year and excludes all students who cancelled during the cancellation period.
- “Students Available for Graduation” is the number of students who began the program minus the number of students who have died, been incarcerated, or been called to active military duty.
- “Number of On-time Graduates” is the number of students who completed the program within 100% of the published program length within the reporting calendar year.
- “On-time Completion Rate” is the number of on-time graduates divided by the number of students available for graduation.
- “150% Graduates” is the number of students who completed the program within 150% of the program length (includes on-time graduates).
- “150% Completion Rate” is the number of students who completed the program in the reported calendar year within 150% of the published program length, including on-time graduates, divided by the number of students available for graduation.
- “Graduates Available for Employment” means the number of graduates minus the number of graduates unavailable for employment.
- “Graduates Unavailable for Employment” means the graduates who, after graduation, die, become incarcerated, are called to active military duty, are international students that leave the United States or do not have a visa allowing employment in the United States, or are continuing their education in an accredited or bureau-approved postsecondary institution.
- “Graduates Employed in the Field” means graduates who beginning within six months after a student completes the applicable educational program are gainfully employed, whose employment has been reported, and for whom the institution has documented verification of employment. For occupations for which the state requires passing an examination, the six months period begins after the announcement of the examination results for the first examination available after a student completes an applicable educational program.
- “Placement Rate Employed in the Field” is calculated by dividing the number of graduates gainfully employed in the field by the number of graduates available for employment.

# NEW YORK FILM ACADEMY

COLLEGE OF VISUAL AND PERFORMING ARTS

- “Number of Graduates Taking Exam” is the number of graduates who took the first available exam in the reported calendar year.
- “First Available Exam Date” is the date for the first available exam after a student completed a program.
- “Passage Rate” is calculated by dividing the number of graduates who passed the exam by the number of graduates who took the reported licensing exam.
- “Number Who Passed First Available Exam” is the number of graduates who took and passed the first available licensing exam after completing the program.
- “Salary” is as reported by graduate or graduate’s employer.
- “No Salary Information Reported” is the number of graduates for whom, after making reasonable attempts, the school was not able to obtain salary information.



The student has a right to cancel this enrollment agreement and obtain a refund. A notice of cancellation or withdrawal must be made in writing. The written request must include the following information: specific timeframes, such as the date the course started and the date of cancellation or withdrawal. Notice of Withdrawal forms are available in the Office of the Registrar. Any student who intends to cancel or withdraw must submit a signed and dated copy of the Notice of Withdrawal Form, or any other form of written notice that includes the required information to:

New York Film Academy  
3300 W. Riverside Dr.  
Burbank, CA 91505

### **REFUND INFORMATION**

The New York Film Academy will refund 100% of the amount paid for institutional charges, less an administrative processing fee of \$100.00 if notice of cancellation is made through attendance at the first class session, or the seventh class day after enrollment, whichever is later.

Notice of cancellation or withdrawal must be made no later than \_\_\_\_\_.

After the 100% refund period described above, a student may withdraw from a course after instruction has started and receive a pro rata refund (less a non-refundable administrative processing fee of \$100.00) for the unused portion of the tuition and other refundable charges, if the student has completed 60% or less of the term's instruction.

The amount of the refund is calculated based on the student's withdrawal date. Transfer credits will be awarded with a deduction in overall tuition based on a per credit unit cost. Refunds are disbursed within 30 days of the official withdrawal from the school. The withdrawal is dated on the day that the student gave written notice to the school.





**SCHOOL PERFORMANCE FACT SHEET**

**CALENDAR YEARS 2020 & 2021**

**Certificate - 1 Year Graphic Design– 1 Year**

**On-time Completion Rates (Graduation Rates)**

Include data for the two calendar years prior to reporting

Calendar Year	Number of Students Who Began the Program	Students Available for Graduation	Number of On-time Graduates	On-time Completion Rates
2020	0	0	0	0%
2021	0	0	0	0%

Student’s Initials: \_\_\_\_\_ Date: \_\_\_\_\_

Initial only after you have had sufficient time to read and understand the information.

**Students Completing with 150% of Published Program Length**

Calendar Year	Number of Students Who Began the Program	Students Available for Graduation	150% Graduates	150% Completion Rates
2020	0	0	0	0
2021	0	0	0	0

\*Included only if program is more than one year in length

Student’s Initials: \_\_\_\_\_ Date: \_\_\_\_\_

Initial only after you have had sufficient time to read and understand the information.



**Job Placement Rates (includes data for the two calendar years prior to reporting)**

Calendar Year	Number of Students Who Began the Program	Number of Graduates	Graduates Available for Employment	Graduates Employed in the Field	Placement Rate % Employment in the Field
2020	0	0	0	0	0%
2021	0	0	0	0	0%

You may obtain from the institution a list of the employment positions determined to be in the field for which a student received education and training. Please contact the Compliance Office.

**Gainful Employment Categories (includes data for the two calendar years prior to reporting)**

**Part Time vs. Full -Time Employment**

Calendar Year	Graduates Employed in the Field 20 to 29 hours per week	Graduates Employed in the Field at least 30 hours per week	Total Graduates Employed in the field
2020	0	0	0
2021	0	0	0

**Single Position vs. Concurrent Aggregated Positions**

Calendar Year	Graduates Employed in the Field in a single position	Graduates Employed in the Field concurrent aggregated positions	Total Graduates Employed in the field
2020	0	0	0
2021	0	0	0



**Self-Employed/Freelance Positions**

Calendar Year	Graduates Employed who are self-employed or working freelance	Total Graduates Employed in the field
2020	0	0
2021	0	0

**Institutional Employment**

Calendar Year	Graduates Employed in the field who are Employed by the Institution, an Employer Owned by the Institution, or an Employer who shares Ownership with the institution.	Total Graduates Employed in the field
2020	0	0
2021	0	0

Student's Initials: \_\_\_\_\_ Date: \_\_\_\_\_

Initial only after you have had sufficient time to read and understand the information.

**This Program may result in freelance or self-employment.**

- The work available to graduates of this program is usually for freelance or self-employment.
- This type of work may not be consistent.
- The period of employment can range from one day to weeks to several months.
- Hours worked in a day or week may be more or less than the traditional 8 hours work day or 40-hour work week.
- You can expect to spend unpaid time expanding your networks, advertising, promoting your services, or honing your skills.
- Once graduates begin to work freelance or are self-employed, they will be asked to provide documentation that they are employed as such so that they may be counted as placed for our job placement records.
- Students initialing this disclosure understand that either a majority or all of this school's graduates are employed in this manner and understand what comprises this work style.

Student's Initials: \_\_\_\_\_ Date: \_\_\_\_\_

Initial only after you have had sufficient time to read and understand the information.



**License Examination Passage Rates – This program does not lead to licensing examinations**

**Salary and Wage Information (includes data for the two calendar years prior to reporting)**

Annual salary and wages reported for graduates employed in the field.

Calendar Year	Graduates Available for Employment	Graduates Employed in the Field	\$20,001 - \$25,000	\$35,001 - \$40,000	\$40,001 - \$45,000	\$45,001 - \$50,000	No Salary Information Reported
2020	0	0	0	0	0	0	0
2021	0	0	0	0	0	0	0

A list of sources used to substantiate salary disclosures is available from the school. Please contact the Compliance Office.

Student’s Initials: \_\_\_\_\_ Date: \_\_\_\_\_

Initial only after you have had sufficient time to read and understand the information.

**COST OF EDUCATIONAL PROGRAM**

Total Charges for the program for students completing on-time in 2020: \$36,572; 2021: \$36,572. Additional charges may be incurred if the program is not completed on-time.

Student’s Initials: \_\_\_\_\_ Date: \_\_\_\_\_

Initial only after you have had sufficient time to read and understand the information.



**FEDERAL STUDENT LOAN DEBT**

Calendar Year	Most recent three year cohort default rate, as reported by the United States Department of Education.*	The percentage of enrolled students receiving federal student loans to pay for this program.	The average amount of federal student loan debt of graduates who took out federal student loans at this institution.	The percentage of graduates who took out federal student loans to pay for this Education Program.
<b>2020</b>	3.8%	0%	\$0	0%
<b>2021</b>	0.5%	0%	\$0	0%

\*The percentage of students who defaulted on their federal student loans is called the Cohort Default Rate (CDR). It shows the percentage of this school’s students who were more than 270 days (9 months) behind on their federal student loans within three years of when the first payment was due. This is the most recent CDR reported by the U.S. Department of Education.

**Student’s Initials:** \_\_\_\_\_ **Date:** \_\_\_\_\_

**Initial only after you have had sufficient time to read and understand the information.**

This fact sheet is filed with the Bureau for Private Postsecondary Education. Regardless of any information you may have relating to the completion rates, starting salaries, or license exam passage rates, this fact sheet contains the information as calculated pursuant to state law.

Any questions a student may have regarding this fact sheet that have not been satisfactorily answered by the institution may be directed to the Bureau for Private Postsecondary Education at 1747 N. Market Blvd, Suite 225, Sacramento, CA 95834, [www.bppe.ca.gov](http://www.bppe.ca.gov), toll-free telephone number (888) 370-7589 or by fax (916) 263-1897.

\_\_\_\_\_  
**Student Name – Print**

\_\_\_\_\_  
**Student Signature**

\_\_\_\_\_  
**School Official**

\_\_\_\_\_  
**Date**

\_\_\_\_\_  
**Date**

# NEW YORK FILM ACADEMY

COLLEGE OF VISUAL AND PERFORMING ARTS

## DEFINITIONS

- “Number of Students Who Began the Program” means the number of students who began a program who were scheduled to complete the program within 100% of the published program length within the reporting calendar year and excludes all students who cancelled during the cancellation period.
- “Students Available for Graduation” is the number of students who began the program minus the number of students who have died, been incarcerated, or been called to active military duty.
- “Number of On-time Graduates” is the number of students who completed the program within 100% of the published program length within the reporting calendar year.
- “On-time Completion Rate” is the number of on-time graduates divided by the number of students available for graduation.
- “150% Graduates” is the number of students who completed the program within 150% of the program length (includes on-time graduates).
- “150% Completion Rate” is the number of students who completed the program in the reported calendar year within 150% of the published program length, including on-time graduates, divided by the number of students available for graduation.
- “Graduates Available for Employment” means the number of graduates minus the number of graduates unavailable for employment.
- “Graduates Unavailable for Employment” means the graduates who, after graduation, die, become incarcerated, are called to active military duty, are international students that leave the United States or do not have a visa allowing employment in the United States, or are continuing their education in an accredited or bureau-approved postsecondary institution.
- “Graduates Employed in the Field” means graduates who beginning within six months after a student completes the applicable educational program are gainfully employed, whose employment has been reported, and for whom the institution has documented verification of employment. For occupations for which the state requires passing an examination, the six months period begins after the announcement of the examination results for the first examination available after a student completes an applicable educational program.
- “Placement Rate Employed in the Field” is calculated by dividing the number of graduates gainfully employed in the field by the number of graduates available for employment.

# NEW YORK FILM ACADEMY

COLLEGE OF VISUAL AND PERFORMING ARTS

- “Number of Graduates Taking Exam” is the number of graduates who took the first available exam in the reported calendar year.
- “First Available Exam Date” is the date for the first available exam after a student completed a program.
- “Passage Rate” is calculated by dividing the number of graduates who passed the exam by the number of graduates who took the reported licensing exam.
- “Number Who Passed First Available Exam” is the number of graduates who took and passed the first available licensing exam after completing the program.
- “Salary” is as reported by graduate or graduate’s employer.
- “No Salary Information Reported” is the number of graduates for whom, after making reasonable attempts, the school was not able to obtain salary information.



The student has a right to cancel this enrollment agreement and obtain a refund. A notice of cancellation or withdrawal must be made in writing. The written request must include the following information: specific timeframes, such as the date the course started and the date of cancellation or withdrawal. Notice of Withdrawal forms are available in the Office of the Registrar. Any student who intends to cancel or withdraw must submit a signed and dated copy of the Notice of Withdrawal Form, or any other form of written notice that includes the required information to:

New York Film Academy  
3300 W. Riverside Dr.  
Burbank, CA 91505

### **REFUND INFORMATION:**

The New York Film Academy will refund 100% of the amount paid for institutional charges, less an administrative processing fee of \$100.00 if notice of cancellation is made through attendance at the first class session, or the seventh class day after enrollment, whichever is later.

Notice of cancellation or withdrawal must be made no later than \_\_\_\_\_.

After the 100% refund period described above, a student may withdraw from a course after instruction has started and receive a pro rata refund (less a non-refundable administrative processing fee of \$100.00) for the unused portion of the tuition and other refundable charges, if the student has completed 60% or less of the term's instruction.

The amount of the refund is calculated based on the student's withdrawal date. Transfer credits will be awarded with a deduction in overall tuition based on a per credit unit cost. Refunds are disbursed within 30 days of the official withdrawal from the school. The withdrawal is dated on the day that the student gave written notice to the school.





**SCHOOL PERFORMANCE FACT SHEET**

**CALENDAR YEARS 2020 & 2021**

**Certificate - 1 Year Game Design – 1 Year**

**On-time Completion Rates (Graduation Rates)**

Include data for the two calendar years prior to reporting

Calendar Year	Number of Students Who Began the Program	Students Available for Graduation	Number of On-time Graduates	On-time Completion Rates
2020	3	3	2	67%
2021	2	2	0	0%

Student’s Initials: \_\_\_\_\_ Date: \_\_\_\_\_

Initial only after you have had sufficient time to read and understand the information.

**Students Completing with 150% of Published Program Length**

Calendar Year	Number of Students Who Began the Program	Students Available for Graduation	150% Graduates	150% Completion Rates
2020	0	0	0	0
2021	0	0	0	0

\*Included only if program is more than one year in length

Student’s Initials: \_\_\_\_\_ Date: \_\_\_\_\_

Initial only after you have had sufficient time to read and understand the information.



**Job Placement Rates (includes data for the two calendar years prior to reporting)**

Calendar Year	Number of Students Who Began the Program	Number of Graduates	Graduates Available for Employment	Graduates Employed in the Field	Placement Rate % Employment in the Field
2020	3	2	0	0	0%
2021	2	0	0	0	0%

You may obtain from the institution a list of the employment positions determined to be in the field for which a student received education and training. Please contact the Compliance Office.

**Gainful Employment Categories (includes data for the two calendar years prior to reporting)**

**Part Time vs. Full -Time Employment**

Calendar Year	Graduates Employed in the Field 20 to 29 hours per week	Graduates Employed in the Field at least 30 hours per week	Total Graduates Employed in the field
2020	0	0	0
2021	0	0	0

**Single Position vs. Concurrent Aggregated Positions**

Calendar Year	Graduates Employed in the Field in a single position	Graduates Employed in the Field concurrent aggregated positions	Total Graduates Employed in the field
2020	0	0	0
2021	0	0	0



**Self-Employed/Freelance Positions**

Calendar Year	Graduates Employed who are self-employed or working freelance	Total Graduates Employed in the field
2020	0	0
2021	0	0

**Institutional Employment**

Calendar Year	Graduates Employed in the field who are Employed by the Institution, an Employer Owned by the Institution, or an Employer who shares Ownership with the institution.	Total Graduates Employed in the field
2020	0	0
2021	0	0

Student’s Initials: \_\_\_\_\_ Date: \_\_\_\_\_

**Initial only after you have had sufficient time to read and understand the information.**

**This Program may result in freelance or self-employment.**

- The work available to graduates of this program is usually for freelance or self-employment.
- This type of work may not be consistent.
- The period of employment can range from one day to weeks to several months.
- Hours worked in a day or week may be more or less than the traditional 8 hours work day or 40-hour work week.
- You can expect to spend unpaid time expanding your networks, advertising, promoting your services, or honing your skills.
- Once graduates being to work freelance or are self-employed, they will be asked to provide documentation that they are employed as such so that they may be counted as placed for our job placement records.
- Students initialing this disclosure understand that either a majority or all of this school’s graduates are employed in this manner and understand what comprises this work style.

Student’s Initials: \_\_\_\_\_ Date: \_\_\_\_\_

**Initial only after you have had sufficient time to read and understand the information.**



**License Examination Passage Rates – This program does not lead to licensing examinations**

**Salary and Wage Information (includes data for the two calendar years prior to reporting)**

Annual salary and wages reported for graduates employed in the field.

Calendar Year	Graduates Available for Employment	Graduates Employed in the Field	\$20,001 - \$25,000	\$35,001 - \$40,000	\$40,001 - \$45,000	\$45,001 - \$50,000	No Salary Information Reported
2020	0	0	0	0	0	0	0
2021	0	0	0	0	0	0	0

A list of sources used to substantiate salary disclosures is available from the school. Please contact the Compliance Office.

**Student’s Initials:** \_\_\_\_\_ **Date:** \_\_\_\_\_

**Initial only after you have had sufficient time to read and understand the information.**

**COST OF EDUCATIONAL PROGRAM**

Total Charges for the program for students completing on-time in 2020: \$36,574; 2021: \$36,574. Additional charges may be incurred if the program is not completed on-time.

**Student’s Initials:** \_\_\_\_\_ **Date:** \_\_\_\_\_

**Initial only after you have had sufficient time to read and understand the information.**

**FEDERAL STUDENT LOAN DEBT**

# NEW YORK FILM ACADEMY

COLLEGE OF VISUAL AND PERFORMING ARTS

Calendar Year	Most recent three year cohort default rate, as reported by the United States Department of Education.*	The percentage of enrolled students receiving federal student loans to pay for this program.	The average amount of federal student loan debt of graduates who took out federal student loans at this institution.	The percentage of graduates who took out federal student loans to pay for this Education Program.
2020	3.8%	75%	\$9,402.00	50%
2021	0.5%	50%	\$0	0%

\*The percentage of students who defaulted on their federal student loans is called the Cohort Default Rate (CDR). It shows the percentage of this school's students who were more than 270 days (9 months) behind on their federal student loans within three years of when the first payment was due. This is the most recent CDR reported by the U.S. Department of Education.

**Student's Initials:** \_\_\_\_\_ **Date:** \_\_\_\_\_

**Initial only after you have had sufficient time to read and understand the information.**

This fact sheet is filed with the Bureau for Private Postsecondary Education. Regardless of any information you may have relating to the completion rates, starting salaries, or license exam passage rates, this fact sheet contains the information as calculated pursuant to state law.

Any questions a student may have regarding this fact sheet that have not been satisfactorily answered by the institution may be directed to the Bureau for Private Postsecondary Education at 1747 N. Market Blvd, Suite 225, Sacramento, CA 95834, [www.bppe.ca.gov](http://www.bppe.ca.gov), toll-free telephone number (888) 370-7589 or by fax (916) 263-1897.

\_\_\_\_\_  
**Student Name – Print**

\_\_\_\_\_  
**Student Signature**

\_\_\_\_\_  
**School Official**

\_\_\_\_\_  
**Date**

\_\_\_\_\_  
**Date**

## DEFINITIONS



- “Number of Students Who Began the Program” means the number of students who began a program who were scheduled to complete the program within 100% of the published program length within the reporting calendar year and excludes all students who cancelled during the cancellation period.
- “Students Available for Graduation” is the number of students who began the program minus the number of students who have died, been incarcerated, or been called to active military duty.
- “Number of On-time Graduates” is the number of students who completed the program within 100% of the published program length within the reporting calendar year.
- “On-time Completion Rate” is the number of on-time graduates divided by the number of students available for graduation.
- “150% Graduates” is the number of students who completed the program within 150% of the program length (includes on-time graduates).
- “150% Completion Rate” is the number of students who completed the program in the reported calendar year within 150% of the published program length, including on-time graduates, divided by the number of students available for graduation.
- “Graduates Available for Employment” means the number of graduates minus the number of graduates unavailable for employment.
- “Graduates Unavailable for Employment” means the graduates who, after graduation, die, become incarcerated, are called to active military duty, are international students that leave the United States or do not have a visa allowing employment in the United States, or are continuing their education in an accredited or bureau-approved postsecondary institution.
- “Graduates Employed in the Field” means graduates who beginning within six months after a student completes the applicable educational program are gainfully employed, whose employment has been reported, and for whom the institution has documented verification of employment. For occupations for which the state requires passing an examination, the six months period begins after the announcement of the examination results for the first examination available after a student completes an applicable educational program.
- “Placement Rate Employed in the Field” is calculated by dividing the number of graduates gainfully employed in the field by the number of graduates available for employment.
- “Number of Graduates Taking Exam” is the number of graduates who took the first available exam in the reported calendar year.



- “First Available Exam Date” is the date for the first available exam after a student completed a program.
- “Passage Rate” is calculated by dividing the number of graduates who passed the exam by the number of graduates who took the reported licensing exam.
- “Number Who Passed First Available Exam” is the number of graduates who took and passed the first available licensing exam after completing the program.
- “Salary” is as reported by graduate or graduate’s employer.
- “No Salary Information Reported” is the number of graduates for whom, after making reasonable attempts, the school was not able to obtain salary information.

## **STUDENT'S RIGHT TO CANCEL**



The student has a right to cancel this enrollment agreement and obtain a refund. A notice of cancellation or withdrawal must be made in writing. The written request must include the following information: specific timeframes, such as the date the course started and the date of cancellation or withdrawal. Notice of Withdrawal forms are available in the Office of the Registrar. Any student who intends to cancel or withdraw must submit a signed and dated copy of the Notice of Withdrawal Form, or any other form of written notice that includes the required information to:

New York Film Academy  
3300 W. Riverside Dr.  
Burbank, CA 91505

### **REFUND INFORMATION**

The New York Film Academy will refund 100% of the amount paid for institutional charges, less an administrative processing fee of \$100.00 if notice of cancellation is made through attendance at the first class session, or the seventh class day after enrollment, whichever is later.

Notice of cancellation or withdrawal must be made no later than \_\_\_\_\_.

After the 100% refund period described above, a student may withdraw from a course after instruction has started and receive a pro rata refund (less a non-refundable administrative processing fee of \$100.00) for the unused portion of the tuition and other refundable charges, if the student has completed 60% or less of the term's instruction.

The amount of the refund is calculated based on the student's withdrawal date. Transfer credits will be awarded with a deduction in overall tuition based on a per credit unit cost. Refunds are disbursed within 30 days of the official withdrawal from the school. The withdrawal is dated on the day that the student gave written notice to the school.





**SCHOOL PERFORMANCE FACT SHEET**

**CALENDAR YEARS 2020 & 2021**

**Certificate - 1 Year Filmmaking – 1 Year**

**On-time Completion Rates (Graduation Rates)**

Include data for the two calendar years prior to reporting

Calendar Year	Number of Students Who Began the Program	Students Available for Graduation	Number of On-time Graduates	On-time Completion Rates
2020	67	67	41	61%
2021	47	47	27	57%

Student’s Initials: \_\_\_\_\_ Date: \_\_\_\_\_

Initial only after you have had sufficient time to read and understand the information.

**Students Completing with 150% of Published Program Length**

Calendar Year	Number of Students Who Began the Program	Students Available for Graduation	150% Graduates	150% Completion Rates
2020	0	0	0	0
2021	0	0	0	0

\*Included only if program is more than one year in length

Student’s Initials: \_\_\_\_\_ Date: \_\_\_\_\_

Initial only after you have had sufficient time to read and understand the information.



**Job Placement Rates (includes data for the two calendar years prior to reporting)**

Calendar Year	Number of Students Who Began the Program	Number of Graduates	Graduates Available for Employment	Graduates Employed in the Field	Placement Rate % Employment in the Field
2020	67	41	21	3	14%
2021	47	27	19	3	16%

You may obtain from the institution a list of the employment positions determined to be in the field for which a student received education and training. Please contact the Compliance Office.

**Gainful Employment Categories (includes data for the two calendar years prior to reporting)**

**Part Time vs. Full -Time Employment**

Calendar Year	Graduates Employed in the Field 20 to 29 hours per week	Graduates Employed in the Field at least 30 hours per week	Total Graduates Employed in the field
2020	1	2	3
2021	0	3	3

**Single Position vs. Concurrent Aggregated Positions**

Calendar Year	Graduates Employed in the Field in a single position	Graduates Employed in the Field concurrent aggregated positions	Total Graduates Employed in the field
2020	3	0	3
2021	3	0	3

**Self-Employed/Freelance Positions**



Calendar Year	Graduates Employed who are self-employed or working freelance	Total Graduates Employed in the field
2020	2	3
2021	2	3

**Institutional Employment**

Calendar Year	Graduates Employed in the field who are Employed by the Institution, an Employer Owned by the Institution, or an Employer who shares Ownership with the institution.	Total Graduates Employed in the field
2020	0	3
2021	0	3

Student’s Initials: \_\_\_\_\_ Date: \_\_\_\_\_

Initial only after you have had sufficient time to read and understand the information.

**This Program may result in freelance or self-employment.**

- The work available to graduates of this program is usually for freelance or self-employment.
- This type of work may not be consistent.
- The period of employment can range from one day to weeks to several months.
- Hours worked in a day or week may be more or less than the traditional 8 hours work day or 40-hour work week.
- You can expect to spend unpaid time expanding your networks, advertising, promoting your services, or honing your skills.
- Once graduates being to work freelance or are self-employed, they will be asked to provide documentation that they are employed as such so that they may be counted as placed for our job placement records.
- Students initialing this disclosure understand that either a majority or all of this school’s graduates are employed in this manner and understand what comprises this work style.

Student’s Initials: \_\_\_\_\_ Date: \_\_\_\_\_

Initial only after you have had sufficient time to read and understand the information.

**License Examination Passage Rates – This program does not lead to licensing examinations**



**Salary and Wage Information (includes data for the two calendar years prior to reporting)**

Annual salary and wages reported for graduates employed in the field.

Calendar Year	Graduates Available for Employment	Graduates Employed in the Field	\$0 - \$5,000	\$5,001 - \$10,000	\$15,001 - \$20,000	\$35,001 - \$40,000	\$50,001 - \$55,000	\$55,001 - \$60,000	No Salary Information Reported
2020	21	3	1	1	0	0	0	1	0
2021	19	3	0	0	1	1	1	0	0

A list of sources used to substantiate salary disclosures is available from the school. Please contact the Compliance Office.

Student's Initials: \_\_\_\_\_ Date: \_\_\_\_\_

Initial only after you have had sufficient time to read and understand the information.

**COST OF EDUCATIONAL PROGRAM**

Total Charges for the program for students completing on-time in 2020: \$48,000; 2021: \$48,000. Additional charges may be incurred if the program is not completed on-time.

Student's Initials: \_\_\_\_\_ Date: \_\_\_\_\_

Initial only after you have had sufficient time to read and understand the information.

**FEDERAL STUDENT LOAN DEBT**

# NEW YORK FILM ACADEMY

COLLEGE OF VISUAL AND PERFORMING ARTS

Calendar Year	Most recent three year cohort default rate, as reported by the United States Department of Education.*	The percentage of enrolled students receiving federal student loans to pay for this program.	The average amount of federal student loan debt of graduates who took out federal student loans at this institution.	The percentage of graduates who took out federal student loans to pay for this Education Program.
2020	3.8%	21%	\$10,762.67	15%
2021	0.5%	11%	\$7,051.50	16%

\*The percentage of students who defaulted on their federal student loans is called the Cohort Default Rate (CDR). It shows the percentage of this school’s students who were more than 270 days (9 months) behind on their federal student loans within three years of when the first payment was due. This is the most recent CDR reported by the U.S. Department of Education.

**Student’s Initials:** \_\_\_\_\_ **Date:** \_\_\_\_\_

**Initial only after you have had sufficient time to read and understand the information.**

This fact sheet is filed with the Bureau for Private Postsecondary Education. Regardless of any information you may have relating to the completion rates, starting salaries, or license exam passage rates, this fact sheet contains the information as calculated pursuant to state law.

Any questions a student may have regarding this fact sheet that have not been satisfactorily answered by the institution may be directed to the Bureau for Private Postsecondary Education at 1747 N. Market Blvd, Suite 225, Sacramento, CA 95834, [www.bppe.ca.gov](http://www.bppe.ca.gov), toll-free telephone number (888) 370-7589 or by fax (916) 263-1897.

\_\_\_\_\_  
**Student Name – Print**

\_\_\_\_\_  
**Student Signature**

\_\_\_\_\_  
**School Official**

\_\_\_\_\_  
**Date**

\_\_\_\_\_  
**Date**

## DEFINITIONS

# NEW YORK FILM ACADEMY

COLLEGE OF VISUAL AND PERFORMING ARTS

- “Number of Students Who Began the Program” means the number of students who began a program who were scheduled to complete the program within 100% of the published program length within the reporting calendar year and excludes all students who cancelled during the cancellation period.
- “Students Available for Graduation” is the number of students who began the program minus the number of students who have died, been incarcerated, or been called to active military duty.
- “Number of On-time Graduates” is the number of students who completed the program within 100% of the published program length within the reporting calendar year.
- “On-time Completion Rate” is the number of on-time graduates divided by the number of students available for graduation.
- “150% Graduates” is the number of students who completed the program within 150% of the program length (includes on-time graduates).
- “150% Completion Rate” is the number of students who completed the program in the reported calendar year within 150% of the published program length, including on-time graduates, divided by the number of students available for graduation.
- “Graduates Available for Employment” means the number of graduates minus the number of graduates unavailable for employment.
- “Graduates Unavailable for Employment” means the graduates who, after graduation, die, become incarcerated, are called to active military duty, are international students that leave the United States or do not have a visa allowing employment in the United States, or are continuing their education in an accredited or bureau-approved postsecondary institution.
- “Graduates Employed in the Field” means graduates who beginning within six months after a student completes the applicable educational program are gainfully employed, whose employment has been reported, and for whom the institution has documented verification of employment. For occupations for which the state requires passing an examination, the six months period begins after the announcement of the examination results for the first examination available after a student completes an applicable educational program.
- “Placement Rate Employed in the Field” is calculated by dividing the number of graduates gainfully employed in the field by the number of graduates available for employment.
- “Number of Graduates Taking Exam” is the number of graduates who took the first available exam in the reported calendar year.



- “First Available Exam Date” is the date for the first available exam after a student completed a program.
- “Passage Rate” is calculated by dividing the number of graduates who passed the exam by the number of graduates who took the reported licensing exam.
- “Number Who Passed First Available Exam” is the number of graduates who took and passed the first available licensing exam after completing the program.
- “Salary” is as reported by graduate or graduate’s employer.
- “No Salary Information Reported” is the number of graduates for whom, after making reasonable attempts, the school was not able to obtain salary information.



## **STUDENT'S RIGHT TO CANCEL**

The student has a right to cancel this enrollment agreement and obtain a refund. A notice of cancellation or withdrawal must be made in writing. The written request must include the following information: specific timeframes, such as the date the course started and the date of cancellation or withdrawal. Notice of Withdrawal forms are available in the Office of the Registrar. Any student who intends to cancel or withdraw must submit a signed and dated copy of the Notice of Withdrawal Form, or any other form of written notice that includes the required information to:

New York Film Academy  
3300 W. Riverside Dr.  
Burbank, CA 91505

## **REFUND INFORMATION**

The New York Film Academy will refund 100% of the amount paid for institutional charges, less an administrative processing fee of \$100.00 if notice of cancellation is made through attendance at the first class session, or the seventh class day after enrollment, whichever is later.

Notice of cancellation or withdrawal must be made no later than \_\_\_\_\_.

After the 100% refund period described above, a student may withdraw from a course after instruction has started and receive a pro rata refund (less a non-refundable administrative processing fee of \$100.00) for the unused portion of the tuition and other refundable charges, if the student has completed 60% or less of the term's instruction.

The amount of the refund is calculated based on the student's withdrawal date. Transfer credits will be awarded with a deduction in overall tuition based on a per credit unit cost. Refunds are disbursed within 30 days of the official withdrawal from the school. The withdrawal is dated on the day that the student gave written notice to the school.





**SCHOOL PERFORMANCE FACT SHEET**

**CALENDAR YEARS 2020 & 2021**

**Certificate - 1 Year Documentary Filmmaking – 1 Year**

**On-time Completion Rates (Graduation Rates)**

Include data for the two calendar years prior to reporting

Calendar Year	Number of Students Who Began the Program	Students Available for Graduation	Number of On-time Graduates	On-time Completion Rates
2020	6	6	1	17%
2021	1	1	0	0%

Student’s Initials: \_\_\_\_\_ Date: \_\_\_\_\_

Initial only after you have had sufficient time to read and understand the information.

**Students Completing with 150% of Published Program Length**

Calendar Year	Number of Student Who Began the Program	Students Available for Graduation	150% Graduates	150% Completion Rates
2020	0	0	0	0
2021	0	0	0	0

\*Included only if program is more than one year in length

Student’s Initials: \_\_\_\_\_ Date: \_\_\_\_\_

Initial only after you have had sufficient time to read and understand the information.



**Job Placement Rates (includes data for the two calendar years prior to reporting)**

Calendar Year	Number of Students Who Began the Program	Number of Graduates	Graduates Available for Employment	Graduates Employed in the Field	Placement Rate % Employment in the Field
2020	6	1	0	0	0%
2021	1	0	0	0	0%

You may obtain from the institution a list of the employment positions determined to be in the field for which a student received education and training. Please contact the Compliance Office.

**Gainful Employment Categories (includes data for the two calendar years prior to reporting)**

**Part Time vs. Full -Time Employment**

Calendar Year	Graduates Employed in the Field 20 to 29 hours per week	Graduates Employed in the Field at least 30 hours per week	Total Graduates Employed in the field
2020	0	0	0
2021	0	0	0

**Single Position vs. Concurrent Aggregated Positions**

Calendar Year	Graduates Employed in the Field in a single position	Graduates Employed in the Field concurrent aggregated positions	Total Graduates Employed in the field
2020	0	0	0
2021	0	0	0



**Self-Employed/Freelance Positions**

Calendar Year	Graduates Employed who are self-employed or working freelance	Total Graduates Employed in the field
2020	0	0
2021	0	0

**Institutional Employment**

Calendar Year	Graduates Employed in the field who are Employed by the Institution, an Employer Owned by the Institution, or an Employer who shares Ownership with the institution.	Total Graduates Employed in the field
2020	0	0
2021	0	0

**Student's Initials:\_\_\_\_\_ Date:\_\_\_\_\_**

**Initial only after you have had sufficient time to read and understand the information.**

**This Program may result in freelance or self-employment.**

- The work available to graduates of this program is usually for freelance or self-employment.
- This type of work may not be consistent.
- The period of employment can range from one day to weeks to several months.
- Hours worked in a day or week may be more or less than the traditional 8 hours work day or 40-hour work week.
- You can expect to spend unpaid time expanding your networks, advertising, promoting your services, or honing your skills.
- Once graduates being to work freelance or are self-employed, they will be asked to provide documentation that they are employed as such so that they may be counted as placed for our job placement records.
- Students initialing this disclosure understand that either a majority or all of this school's graduates are employed in this manner and understand what comprises this work style.

**Student's Initials:\_\_\_\_\_ Date:\_\_\_\_\_**



Initial only after you have had sufficient time to read and understand the information.

**License Examination Passage Rates – This program does not lead to licensing examinations**

**Salary and Wage Information (includes data for the two calendar years prior to reporting)**

Annual salary and wages reported for graduates employed in the field.

Calendar Year	Graduates Available for Employment	Graduates Employed in the Field	\$5,001 - \$10,000	\$25,001 - \$30,000	\$40,001 - \$45,000	\$60,001 - \$65,000	\$75,001 - \$80,000	No Salary Information Reported
2020	0	0	0	0	0	0	0	0
2021	0	0	0	0	0	0	0	0

A list of sources used to substantiate salary disclosures is available from the school. Please contact the Compliance Office.

Student’s Initials: \_\_\_\_\_ Date: \_\_\_\_\_

Initial only after you have had sufficient time to read and understand the information.

**COST OF EDUCATIONAL PROGRAM**

Total Charges for the program for students completing on-time in 2020: \$36,570; 2021: \$36,570. Additional charges may be incurred if the program is not completed on-time.

Student’s Initials: \_\_\_\_\_ Date: \_\_\_\_\_

Initial only after you have had sufficient time to read and understand the information.



**FEDERAL STUDENT LOAN DEBT**

Calendar Year	Most recent three year cohort default rate, as reported by the United States Department of Education.*	The percentage of enrolled students receiving federal student loans to pay for this program.	The average amount of federal student loan debt of graduates who took out federal student loans at this institution.	The percentage of graduates who took out federal student loans to pay for this Education Program.
<b>2020</b>	3.8%	0%	\$0	0%
<b>2021</b>	0.5%	0%	\$0	0%

\*The percentage of students who defaulted on their federal student loans is called the Cohort Default Rate (CDR). It shows the percentage of this school’s students who were more than 270 days (9 months) behind on their federal student loans within three years of when the first payment was due. This is the most recent CDR reported by the U.S. Department of Education.

**Student’s Initials:** \_\_\_\_\_ **Date:** \_\_\_\_\_

**Initial only after you have had sufficient time to read and understand the information.**

This fact sheet is filed with the Bureau for Private Postsecondary Education. Regardless of any information you may have relating to the completion rates, starting salaries, or license exam passage rates, this fact sheet contains the information as calculated pursuant to state law.

Any questions a student may have regarding this fact sheet that have not been satisfactorily answered by the institution may be directed to the Bureau for Private Postsecondary Education at 1747 N. Market Blvd, Suite 225, Sacramento, CA 95834, [www.bppe.ca.gov](http://www.bppe.ca.gov), toll-free telephone number (888) 370-7589 or by fax (916) 263-1897.

\_\_\_\_\_  
**Student Name – Print**

\_\_\_\_\_  
**Student Signature**

\_\_\_\_\_  
**School Official**

\_\_\_\_\_  
**Date**

\_\_\_\_\_  
**Date**



## DEFINITIONS

- “Number of Students Who Began the Program” means the number of students who began a program who were scheduled to complete the program within 100% of the published program length within the reporting calendar year and excludes all students who cancelled during the cancellation period.
- “Students Available for Graduation” is the number of students who began the program minus the number of students who have died, been incarcerated, or been called to active military duty.
- “Number of On-time Graduates” is the number of students who completed the program within 100% of the published program length within the reporting calendar year.
- “On-time Completion Rate” is the number of on-time graduates divided by the number of students available for graduation.
- “150% Graduates” is the number of students who completed the program within 150% of the program length (includes on-time graduates).
- “150% Completion Rate” is the number of students who completed the program in the reported calendar year within 150% of the published program length, including on-time graduates, divided by the number of students available for graduation.
- “Graduates Available for Employment” means the number of graduates minus the number of graduates unavailable for employment.
- “Graduates Unavailable for Employment” means the graduates who, after graduation, die, become incarcerated, are called to active military duty, are international students that leave the United States or do not have a visa allowing employment in the United States, or are continuing their education in an accredited or bureau-approved postsecondary institution.
- “Graduates Employed in the Field” means graduates who beginning within six months after a student completes the applicable educational program are gainfully employed, whose employment has been reported, and for whom the institution has documented verification of employment. For occupations for which the state requires passing an examination, the six months period begins after the announcement of the examination results for the first examination available after a student completes an applicable educational program.
- “Placement Rate Employed in the Field” is calculated by dividing the number of graduates gainfully employed in the field by the number of graduates available for employment.
- “Number of Graduates Taking Exam” is the number of graduates who took the first available exam in the reported calendar year.



- “First Available Exam Date” is the date for the first available exam after a student completed a program.
- “Passage Rate” is calculated by dividing the number of graduates who passed the exam by the number of graduates who took the reported licensing exam.
- “Number Who Passed First Available Exam” is the number of graduates who took and passed the first available licensing exam after completing the program.
- “Salary” is as reported by graduate or graduate’s employer.
- “No Salary Information Reported” is the number of graduates for whom, after making reasonable attempts, the school was not able to obtain salary information.



## **STUDENT'S RIGHT TO CANCEL**

The student has a right to cancel this enrollment agreement and obtain a refund. A notice of cancellation or withdrawal must be made in writing. The written request must include the following information: specific timeframes, such as the date the course started and the date of cancellation or withdrawal. Notice of Withdrawal forms are available in the Office of the Registrar. Any student who intends to cancel or withdraw must submit a signed and dated copy of the Notice of Withdrawal Form, or any other form of written notice that includes the required information to:

New York Film Academy  
3300 W. Riverside Dr.  
Burbank, CA 91505

## **REFUND INFORMATION:**

The New York Film Academy will refund 100% of the amount paid for institutional charges, less an administrative processing fee of \$100.00 if notice of cancellation is made through attendance at the first class session, or the seventh class day after enrollment, whichever is later.

Notice of cancellation or withdrawal must be made no later than \_\_\_\_\_.

After the 100% refund period described above, a student may withdraw from a course after instruction has started and receive a pro rata refund (less a non-refundable administrative processing fee of \$100.00) for the unused portion of the tuition and other refundable charges, if the student has completed 60% or less of the term's instruction.

The amount of the refund is calculated based on the student's withdrawal date. Transfer credits will be awarded with a deduction in overall tuition based on a per credit unit cost. Refunds are disbursed within 30 days of the official withdrawal from the school. The withdrawal is dated on the day that the student gave written notice to the school.





**SCHOOL PERFORMANCE FACT SHEET**

**CALENDAR YEARS 2020 & 2021**

**Certificate - 1 Year Cinematography – 1 Year**

**On-time Completion Rates (Graduation Rates)**

Include data for the two calendar years prior to reporting

Calendar Year	Number of Students Who Began the Program	Students Available for Graduation	Number of On-time Graduates	On-time Completion Rates
2020	19	19	12	63%
2021	11	11	8	73%

Student’s Initials: \_\_\_\_\_ Date: \_\_\_\_\_

Initial only after you have had sufficient time to read and understand the information.

**Students Completing with 150% of Published Program Length**

Calendar Year	Number of Students Who Began the Program	Students Available for Graduation	150% Graduates	150% Completion Rates
2020	0	0	0	0
2021	0	0	0	0

\*Included only if program is more than one year in length

Student’s Initials: \_\_\_\_\_ Date: \_\_\_\_\_

Initial only after you have had sufficient time to read and understand the information.

# NEW YORK FILM ACADEMY

COLLEGE OF VISUAL AND PERFORMING ARTS

## Job Placement Rates (includes data for the two calendar years prior to reporting)

Calendar Year	Number of Students Who Began the Program	Number of Graduates	Graduates Available for Employment	Graduates Employed in the Field	Placement Rate % Employment in the Field
2020	19	12	3	2	67%
2021	11	8	6	0	0%

You may obtain from the institution a list of the employment positions determined to be in the field for which a student received education and training. Please contact the Compliance Office.

## Gainful Employment Categories (includes data for the two calendar years prior to reporting)

### Part Time vs. Full -Time Employment

Calendar Year	Graduates Employed in the Field 20 to 29 hours per week	Graduates Employed in the Field at least 30 hours per week	Total Graduates Employed in the field
2020	0	2	2
2021	0	0	0

### Single Position vs. Concurrent Aggregated Positions

Calendar Year	Graduates Employed in the Field in a single position	Graduates Employed in the Field concurrent aggregated positions	Total Graduates Employed in the field
2020	2	0	2
2021	0	0	0

**Self-Employed/Freelance Positions**

Calendar Year	Graduates Employed who are self-employed or working freelance	Total Graduates Employed in the field
2020	1	2
2021	0	0

**Institutional Employment**

Calendar Year	Graduates Employed in the field who are Employed by the Institution, an Employer Owned by the Institution, or an Employer who shares Ownership with the institution.	Total Graduates Employed in the field
2020	0	2
2021	0	0

**Student's Initials: \_\_\_\_\_ Date: \_\_\_\_\_**

**Initial only after you have had sufficient time to read and understand the information.**

**This Program may result in freelance or self-employment.**

- The work available to graduates of this program is usually for freelance or self-employment.
- This type of work may not be consistent.
- The period of employment can range from one day to weeks to several months.
- Hours worked in a day or week may be more or less than the traditional 8 hours work day or 40-hour work week.
- You can expect to spend unpaid time expanding your networks, advertising, promoting your services, or honing your skills.
- Once graduates begin to work freelance or are self-employed, they will be asked to provide documentation that they are employed as such so that they may be counted as placed for our job placement records.
- Students initialing this disclosure understand that either a majority or all of this school's graduates are employed in this manner and understand what comprises this work style.

**Student's Initials: \_\_\_\_\_ Date: \_\_\_\_\_**

**Initial only after you have had sufficient time to read and understand the information.**



**License Examination Passage Rates – This program does not lead to licensing examinations**

**Salary and Wage Information (includes data for the two calendar years prior to reporting)**

Annual salary and wages reported for graduates employed in the field.

Calendar Year	Graduates Available for Employment	Graduates Employed in the Field	\$0 - \$5,000	\$10,001 - \$15,000	\$20,001 - \$25,000	\$25,001 - \$30,000	\$40,001 - \$45,000	No Salary Information Reported
2020	3	2	2	0	0	0	0	0
2021	6	0	0	0	0	0	0	0

A list of sources used to substantiate salary disclosures is available from the school. Please contact the Compliance Office.

**Student’s Initials: \_\_\_\_\_ Date: \_\_\_\_\_**

**Initial only after you have had sufficient time to read and understand the information.**

**COST OF EDUCATIONAL PROGRAM**

Total charges for the program for students completing on-time in 2020: \$48,004; 2021: \$48,004. Additional charges may be incurred if the program is not completed on-time.

**Student’s Initials: \_\_\_\_\_ Date: \_\_\_\_\_**

**Initial only after you have had sufficient time to read and understand the information.**

# NEW YORK FILM ACADEMY

COLLEGE OF VISUAL AND PERFORMING ARTS

## FEDERAL STUDENT LOAN DEBT

Calendar Year	Most recent three year cohort default rate, as reported by the United States Department of Education.*	The percentage of enrolled students receiving federal student loans to pay for this program.	The average amount of federal student loan debt of graduates who took out federal student loans at this institution.	The percentage of graduates who took out federal student loans to pay for this Education Program.
2020	3.8%	25%	\$13,608.00	10%
2021	0.5%	0%	\$0	0%

\*The percentage of students who defaulted on their federal student loans is called the Cohort Default Rate (CDR). It shows the percentage of this school's students who were more than 270 days (9 months) behind on their federal student loans within three years of when the first payment was due. This is the most recent CDR reported by the U.S. Department of Education.

**Student's Initials:** \_\_\_\_\_ **Date:** \_\_\_\_\_

**Initial only after you have had sufficient time to read and understand the information.**

This fact sheet is filed with the Bureau for Private Postsecondary Education. Regardless of any information you may have relating to the completion rates, starting salaries, or license exam passage rates, this fact sheet contains the information as calculated pursuant to state law.

Any questions a student may have regarding this fact sheet that have not been satisfactorily answered by the institution may be directed to the Bureau for Private Postsecondary Education at 1747 N. Market Blvd, Suite 225, Sacramento, CA 95834, [www.bppe.ca.gov](http://www.bppe.ca.gov), toll-free telephone number (888) 370-7589 or by fax (916) 263-1897.

\_\_\_\_\_  
**Student Name – Print**

\_\_\_\_\_  
**Student Signature**

\_\_\_\_\_  
**School Official**

\_\_\_\_\_  
**Date**

\_\_\_\_\_  
**Date**

## DEFINITIONS

- “Number of Students Who Began the Program” means the number of students who began a program who were scheduled to complete the program within 100% of the published program length within the reporting calendar year and excludes all students who cancelled during the cancellation period.
- “Students Available for Graduation” is the number of students who began the program minus the number of students who have died, been incarcerated, or been called to active military duty.
- “Number of On-time Graduates” is the number of students who completed the program within 100% of the published program length within the reporting calendar year.
- “On-time Completion Rate” is the number of on-time graduates divided by the number of students available for graduation.
- “150% Graduates” is the number of students who completed the program within 150% of the program length (includes on-time graduates).
- “150% Completion Rate” is the number of students who completed the program in the reported calendar year within 150% of the published program length, including on-time graduates, divided by the number of students available for graduation.
- “Graduates Available for Employment” means the number of graduates minus the number of graduates unavailable for employment.
- “Graduates Unavailable for Employment” means the graduates who, after graduation, die, become incarcerated, are called to active military duty, are international students that leave the United States or do not have a visa allowing employment in the United States, or are continuing their education in an accredited or bureau-approved postsecondary institution.
- “Graduates Employed in the Field” means graduates who beginning within six months after a student completes the applicable educational program are gainfully employed, whose employment has been reported, and for whom the institution has documented verification of employment. For occupations for which the state requires passing an examination, the six months period begins after the announcement of the examination results for the first examination available after a student completes an applicable educational program.
- “Placement Rate Employed in the Field” is calculated by dividing the number of graduates gainfully employed in the field by the number of graduates available for employment.

# NEW YORK FILM ACADEMY

COLLEGE OF VISUAL AND PERFORMING ARTS

- “Number of Graduates Taking Exam” is the number of graduates who took the first available exam in the reported calendar year.
- “First Available Exam Date” is the date for the first available exam after a student completed a program.
- “Passage Rate” is calculated by dividing the number of graduates who passed the exam by the number of graduates who took the reported licensing exam.
- “Number Who Passed First Available Exam” is the number of graduates who took and passed the first available licensing exam after completing the program.
- “Salary” is as reported by graduate or graduate’s employer.
- “No Salary Information Reported” is the number of graduates for whom, after making reasonable attempts, the school was not able to obtain salary information.



## **STUDENT'S RIGHT TO CANCEL**

The student has a right to cancel this enrollment agreement and obtain a refund. A notice of cancellation or withdrawal must be made in writing. The written request must include the following information: specific timeframes, such as the date the course started and the date of cancellation or withdrawal. Notice of Withdrawal forms are available in the Office of the Registrar. Any student who intends to cancel or withdraw must submit a signed and dated copy of the Notice of Withdrawal Form, or any other form of written notice that includes the required information to:

New York Film Academy  
3300 W. Riverside Dr.  
Burbank, CA 91505

## **REFUND INFORMATION:**

The New York Film Academy will refund 100% of the amount paid for institutional charges, less an administrative processing fee of \$100.00 if notice of cancellation is made through attendance at the first class session, or the seventh class day after enrollment, whichever is later.

Notice of cancellation or withdrawal must be made no later than \_\_\_\_\_.

After the 100% refund period described above, a student may withdraw from a course after instruction has started and receive a pro rata refund (less a non-refundable administrative processing fee of \$100.00) for the unused portion of the tuition and other refundable charges, if the student has completed 60% or less of the term's instruction.

The amount of the refund is calculated based on the student's withdrawal date. Transfer credits will be awarded with a deduction in overall tuition based on a per credit unit cost. Refunds are disbursed within 30 days of the official withdrawal from the school. The withdrawal is dated on the day that the student gave written notice to the school.





**SCHOOL PERFORMANCE FACT SHEET**

**CALENDAR YEARS 2020 & 2021**

**Certificate - 1 Year 3-D Animation – 1 Year**

**On-time Completion Rates (Graduation Rates)**

Include data for the two calendar years prior to reporting

Calendar Year	Number of Students Who Began the Program	Students Available for Graduation	Number of On-time Graduates	On-time Completion Rates
2020	9	9	6	67%
2021	8	8	3	38%

Student’s Initials: \_\_\_\_\_ Date: \_\_\_\_\_

Initial only after you have had sufficient time to read and understand the information.

**Students Completing with 150% of Published Program Length**

Calendar Year	Number of Students Who Began the Program	Students Available for Graduation	150% Graduates	150% Completion Rates
2020	0	0	0	0
2021	0	0	0	0

\*Included only if program is more than one year in length

Student’s Initials: \_\_\_\_\_ Date: \_\_\_\_\_

Initial only after you have had sufficient time to read and understand the information.

# NEW YORK FILM ACADEMY

COLLEGE OF VISUAL AND PERFORMING ARTS

## Job Placement Rates (includes data for the two calendar years prior to reporting)

Calendar Year	Number of Students Who Began the Program	Number of Graduates	Graduates Available for Employment	Graduates Employed in the Field	Placement Rate % Employment in the Field
2020	9	6	5	1	20%
2021	8	3	2	1	50%

You may obtain from the institution a list of the employment positions determined to be in the field for which a student received education and training. Please contact the Compliance Office.

## Gainful Employment Categories (includes data for the two calendar years prior to reporting)

### Part Time vs. Full -Time Employment

Calendar Year	Graduates Employed in the Field 20 to 29 hours per week	Graduates Employed in the Field at least 30 hours per week	Total Graduates Employed in the field
2020	1	0	1
2021	0	1	1

### Single Position vs. Concurrent Aggregated Positions

Calendar Year	Graduates Employed in the Field in a single position	Graduates Employed in the Field concurrent aggregated positions	Total Graduates Employed in the field
2020	1	0	1
2021	1	0	1

**Self-Employed/Freelance Positions**

Calendar Year	Graduates Employed who are self-employed or working freelance	Total Graduates Employed in the field
2020	0	1
2021	0	1

**Institutional Employment**

Calendar Year	Graduates Employed in the field who are Employed by the Institution, an Employer Owned by the Institution, or an Employer who shares Ownership with the institution.	Total Graduates Employed in the field
2020	0	1
2021	0	1

**Student's Initials: \_\_\_\_\_ Date: \_\_\_\_\_**

**Initial only after you have had sufficient time to read and understand the information.**

**This Program may result in freelance or self-employment.**

- The work available to graduates of this program is usually for freelance or self-employment.
- This type of work may not be consistent.
- The period of employment can range from one day to weeks to several months.
- Hours worked in a day or week may be more or less than the traditional 8 hours work day or 40-hour work week.
- You can expect to spend unpaid time expanding your networks, advertising, promoting your services, or honing your skills.
- Once graduates begin to work freelance or are self-employed, they will be asked to provide documentation that they are employed as such so that they may be counted as placed for our job placement records.
- Students initialing this disclosure understand that either a majority or all of this school's graduates are employed in this manner and understand what comprises this work style.

**Student's Initials: \_\_\_\_\_ Date: \_\_\_\_\_**

**Initial only after you have had sufficient time to read and understand the information.**



**License Examination Passage Rates – This program does not lead to licensing examinations**

**Salary and Wage Information (includes data for the two calendar years prior to reporting)**

Annual salary and wages reported for graduates employed in the field.

Calendar Year	Graduates Available for Employment	Graduates Employed in the Field	\$0 - \$5,000	\$20,001 - \$25,000	\$45,001 - \$50,000	\$95,001 - \$100,000	No Salary Information Reported
2020	5	1	0	0	1	0	0
2021	2	1	0	0	0	1	0

A list of sources used to substantiate salary disclosures is available from the school. Please contact the Compliance Office.

**Student’s Initials: \_\_\_\_\_ Date: \_\_\_\_\_**

**Initial only after you have had sufficient time to read and understand the information.**

**COST OF EDUCATIONAL PROGRAM**

Total charges for the program for students completing on-time in 2020: \$44,574; 2021: \$44,574. Additional charges may be incurred if the program is not completed on-time.

**Student’s Initials: \_\_\_\_\_ Date: \_\_\_\_\_**

**Initial only after you have had sufficient time to read and understand the information.**



**FEDERAL STUDENT LOAN DEBT**

<b>Calendar Year</b>	<b>Most recent three year cohort default rate, as reported by the United States Department of Education.*</b>	<b>The percentage of enrolled students receiving federal student loans to pay for this program.</b>	<b>The average amount of federal student loan debt of graduates who took out federal student loans at this institution.</b>	<b>The percentage of graduates who took out federal student loans to pay for this Education Program.</b>
<b>2020</b>	3.8%	11%	\$22,765.00	33%
<b>2021</b>	0.5%	0%	\$0	0%

\*The percentage of students who defaulted on their federal student loans is called the Cohort Default Rate (CDR). It shows the percentage of this school’s students who were more than 270 days (9 months) behind on their federal student loans within three years of when the first payment was due. This is the most recent CDR reported by the U.S. Department of Education.

**Student’s Initials:** \_\_\_\_\_ **Date:** \_\_\_\_\_

**Initial only after you have had sufficient time to read and understand the information.**

This fact sheet is filed with the Bureau for Private Postsecondary Education. Regardless of any information you may have relating to the completion rates, starting salaries, or license exam passage rates, this fact sheet contains the information as calculated pursuant to state law.

Any questions a student may have regarding this fact sheet that have not been satisfactorily answered by the institution may be directed to the Bureau for Private Postsecondary Education at 1747 N. Market Blvd, Suite 225, Sacramento, CA 95834, [www.bppe.ca.gov](http://www.bppe.ca.gov), toll-free telephone number (888) 370-7589 or by fax (916) 263-1897.

\_\_\_\_\_  
**Student Name – Print**

\_\_\_\_\_  
**Student Signature**

\_\_\_\_\_  
**School Official**

\_\_\_\_\_  
**Date**

\_\_\_\_\_  
**Date**

## DEFINITIONS

- “Number of Students Who Began the Program” means the number of students who began a program who were scheduled to complete the program within 100% of the published program length within the reporting calendar year and excludes all students who cancelled during the cancellation period.
- “Students Available for Graduation” is the number of students who began the program minus the number of students who have died, been incarcerated, or been called to active military duty.
- “Number of On-time Graduates” is the number of students who completed the program within 100% of the published program length within the reporting calendar year.
- “On-time Completion Rate” is the number of on-time graduates divided by the number of students available for graduation.
- “150% Graduates” is the number of students who completed the program within 150% of the program length (includes on-time graduates).
- “150% Completion Rate” is the number of students who completed the program in the reported calendar year within 150% of the published program length, including on-time graduates, divided by the number of students available for graduation.
- “Graduates Available for Employment” means the number of graduates minus the number of graduates unavailable for employment.
- “Graduates Unavailable for Employment” means the graduates who, after graduation, die, become incarcerated, are called to active military duty, are international students that leave the United States or do not have a visa allowing employment in the United States, or are continuing their education in an accredited or bureau-approved postsecondary institution.
- “Graduates Employed in the Field” means graduates who beginning within six months after a student completes the applicable educational program are gainfully employed, whose employment has been reported, and for whom the institution has documented verification of employment. For occupations for which the state requires passing an examination, the six months period begins after the announcement of the examination results for the first examination available after a student completes an applicable educational program.
- “Placement Rate Employed in the Field” is calculated by dividing the number of graduates gainfully employed in the field by the number of graduates available for employment.
- “Number of Graduates Taking Exam” is the number of graduates who took the first available exam in the reported calendar year.

# NEW YORK FILM ACADEMY

COLLEGE OF VISUAL AND PERFORMING ARTS

- “First Available Exam Date” is the date for the first available exam after a student completed a program.
- “Passage Rate” is calculated by dividing the number of graduates who passed the exam by the number of graduates who took the reported licensing exam.
- “Number Who Passed First Available Exam” is the number of graduates who took and passed the first available licensing exam after completing the program.
- “Salary” is as reported by graduate or graduate’s employer.
- “No Salary Information Reported” is the number of graduates for whom, after making reasonable attempts, the school was not able to obtain salary information.



## **STUDENT'S RIGHT TO CANCEL**

The student has a right to cancel this enrollment agreement and obtain a refund. A notice of cancellation or withdrawal must be made in writing. The written request must include the following information: specific timeframes, such as the date the course started and the date of cancellation or withdrawal. Notice of Withdrawal forms are available in the Office of the Registrar. Any student who intends to cancel or withdraw must submit a signed and dated copy of the Notice of Withdrawal Form, or any other form of written notice that includes the required information to:

New York Film Academy  
3300 W. Riverside Dr.  
Burbank, CA 91505

## **REFUND INFORMATION:**

The New York Film Academy will refund 100% of the amount paid for institutional charges, less an administrative processing fee of \$100.00 if notice of cancellation is made through attendance at the first class session, or the seventh class day after enrollment, whichever is later.

Notice of cancellation or withdrawal must be made no later than \_\_\_\_\_.

After the 100% refund period described above, a student may withdraw from a course after instruction has started and receive a pro rata refund (less a non-refundable administrative processing fee of \$100.00) for the unused portion of the tuition and other refundable charges, if the student has completed 60% or less of the term's instruction.

The amount of the refund is calculated based on the student's withdrawal date. Transfer credits will be awarded with a deduction in overall tuition based on a per credit unit cost. Refunds are disbursed within 30 days of the official withdrawal from the school. The withdrawal is dated on the day that the student gave written notice to the school.





**SCHOOL PERFORMANCE FACT SHEET**

**CALENDAR YEARS 2020 & 2021**

**Certificate - 1 Year Acting for Film – 1 Year**

**On-time Completion Rates (Graduation Rates)**

Include data for the two calendar years prior to reporting

Calendar Year	Number of Students Who Began the Program	Students Available for Graduation	Number of On-time Graduates	On-time Completion Rates
2020	62	62	39	63%
2021	32	32	21	66%

Student’s Initials: \_\_\_\_\_ Date: \_\_\_\_\_

Initial only after you have had sufficient time to read and understand the information.

**Students Completing with 150% of Published Program Length**

Calendar Year	Number of Student Who Began the Program	Students Available for Graduation	150% Graduates	150% Completion Rates
2020	0	0	0	0
2021	0	0	0	0

\*Included only if program is more than one year in length

Student’s Initials: \_\_\_\_\_ Date: \_\_\_\_\_

Initial only after you have had sufficient time to read and understand the information.

# NEW YORK FILM ACADEMY

COLLEGE OF VISUAL AND PERFORMING ARTS

## Job Placement Rates (includes data for the two calendar years prior to reporting)

Calendar Year	Number of Students Who Began the Program	Number of Graduates	Graduates Available for Employment	Graduates Employed in the Field	Placement Rate % Employment in the Field
2020	62	39	35	6	17%
2021	32	21	12	1	8%

You may obtain from the institution a list of the employment positions determined to be in the field for which a student received education and training. Please contact the Compliance Office.

## Gainful Employment Categories (includes data for the two calendar years prior to reporting)

### Part Time vs. Full -Time Employment

Calendar Year	Graduates Employed in the Field 20 to 29 hours per week	Graduates Employed in the Field at least 30 hours per week	Total Graduates Employed in the field
2020	0	6	6
2021	0	1	1

### Single Position vs. Concurrent Aggregated Positions

Calendar Year	Graduates Employed in the Field in a single position	Graduates Employed in the Field concurrent aggregated positions	Total Graduates Employed in the field
2020	2	0	6
2021	1	0	1

**Self-Employed/Freelance Positions**

Calendar Year	Graduates Employed who are self-employed or working freelance	Total Graduates Employed in the field
2020	4	6
2021	1	1

**Institutional Employment**

Calendar Year	Graduates Employed in the field who are Employed by the Institution, an Employer Owned by the Institution, or an Employer who shares Ownership with the institution.	Total Graduates Employed in the field
2020	0	6
2021	0	1

**Student's Initials: \_\_\_\_\_ Date: \_\_\_\_\_**

**Initial only after you have had sufficient time to read and understand the information.**

**This Program may result in freelance or self-employment.**

- The work available to graduates of this program is usually for freelance or self-employment.
- This type of work may not be consistent.
- The period of employment can range from one day to weeks to several months.
- Hours worked in a day or week may be more or less than the traditional 8 hours work day or 40-hour work week.
- You can expect to spend unpaid time expanding your networks, advertising, promoting your services, or honing your skills.
- Once graduates begin to work freelance or are self-employed, they will be asked to provide documentation that they are employed as such so that they may be counted as placed for our job placement records.
- Students initialing this disclosure understand that either a majority or all of this school's graduates are employed in this manner and understand what comprises this work style.

**Student's Initials: \_\_\_\_\_ Date: \_\_\_\_\_**

**Initial only after you have had sufficient time to read and understand the information.**



**License Examination Passage Rates – This program does not lead to licensing examinations**

**Salary and Wage Information (includes data for the two calendar years prior to reporting)**

Annual salary and wages reported for graduates employed in the field.

Calendar Year	Graduates Available for Employment	Graduates Employed in the Field	\$0 - \$5,000	\$ 5,001 - \$10,000	\$10,001 - \$15,000	\$40,001 - \$45,000	No Salary Information Reported
2020	35	6	5	1	0	0	0
2021	12	1	1	0	0	0	0

A list of sources used to substantiate salary disclosures is available from the school. Please contact the Compliance Office.

**Student’s Initials: \_\_\_\_\_ Date: \_\_\_\_\_**

**Initial only after you have had sufficient time to read and understand the information.**

**COST OF EDUCATIONAL PROGRAM**

Total charges for the program for students completing on-time in 2020: \$36,002; 2021: \$36,002. Additional charges may be incurred if the program is not completed on-time.

**Student’s Initials: \_\_\_\_\_ Date: \_\_\_\_\_**

**Initial only after you have had sufficient time to read and understand the information.**

# NEW YORK FILM ACADEMY

COLLEGE OF VISUAL AND PERFORMING ARTS

## FEDERAL STUDENT LOAN DEBT

Calendar Year	Most recent three year cohort default rate, as reported by the United States Department of Education.*	The percentage of enrolled students receiving federal student loans to pay for this program.	The average amount of federal student loan debt of graduates who took out federal student loans at this institution.	The percentage of graduates who took out federal student loans to pay for this Education Program.
2020	3.8%	21%	\$6,927.75	20%
2021	0.5%	21%	\$12,146.63	18%

\*The percentage of students who defaulted on their federal student loans is called the Cohort Default Rate (CDR). It shows the percentage of this school's students who were more than 270 days (9 months) behind on their federal student loans within three years of when the first payment was due. This is the most recent CDR reported by the U.S. Department of Education.

**Student's Initials:** \_\_\_\_\_ **Date:** \_\_\_\_\_

**Initial only after you have had sufficient time to read and understand the information.**

This fact sheet is filed with the Bureau for Private Postsecondary Education. Regardless of any information you may have relating to the completion rates, starting salaries, or license exam passage rates, this fact sheet contains the information as calculated pursuant to state law.

Any questions a student may have regarding this fact sheet that have not been satisfactorily answered by the institution may be directed to the Bureau for Private Postsecondary Education at 1747 N. Market Blvd, Suite 225, Sacramento, CA 95834, [www.bppe.ca.gov](http://www.bppe.ca.gov), toll-free telephone number (888) 370-7589 or by fax (916) 263-1897.

\_\_\_\_\_  
**Student Name – Print**

\_\_\_\_\_  
**Student Signature**

\_\_\_\_\_  
**School Official**

\_\_\_\_\_  
**Date**

\_\_\_\_\_  
**Date**

## DEFINITIONS

- “Number of Students Who Began the Program” means the number of students who began a program who were scheduled to complete the program within 100% of the published program length within the reporting calendar year and excludes all students who cancelled during the cancellation period.
- “Students Available for Graduation” is the number of students who began the program minus the number of students who have died, been incarcerated, or been called to active military duty.
- “Number of On-time Graduates” is the number of students who completed the program within 100% of the published program length within the reporting calendar year.
- “On-time Completion Rate” is the number of on-time graduates divided by the number of students available for graduation.
- “150% Graduates” is the number of students who completed the program within 150% of the program length (includes on-time graduates).
- “150% Completion Rate” is the number of students who completed the program in the reported calendar year within 150% of the published program length, including on-time graduates, divided by the number of students available for graduation.
- “Graduates Available for Employment” means the number of graduates minus the number of graduates unavailable for employment.
- “Graduates Unavailable for Employment” means the graduates who, after graduation, die, become incarcerated, are called to active military duty, are international students that leave the United States or do not have a visa allowing employment in the United States, or are continuing their education in an accredited or bureau-approved postsecondary institution.
- “Graduates Employed in the Field” means graduates who beginning within six months after a student completes the applicable educational program are gainfully employed, whose employment has been reported, and for whom the institution has documented verification of employment. For occupations for which the state requires passing an examination, the six months period begins after the announcement of the examination results for the first examination available after a student completes an applicable educational program.
- “Placement Rate Employed in the Field” is calculated by dividing the number of graduates gainfully employed in the field by the number of graduates available for employment.
- “Number of Graduates Taking Exam” is the number of graduates who took the first available exam in the reported calendar year.

# NEW YORK FILM ACADEMY

COLLEGE OF VISUAL AND PERFORMING ARTS

- “First Available Exam Date” is the date for the first available exam after a student completed a program.
- “Passage Rate” is calculated by dividing the number of graduates who passed the exam by the number of graduates who took the reported licensing exam.
- “Number Who Passed First Available Exam” is the number of graduates who took and passed the first available licensing exam after completing the program.
- “Salary” is as reported by graduate or graduate’s employer.
- “No Salary Information Reported” is the number of graduates for whom, after making reasonable attempts, the school was not able to obtain salary information.



## **STUDENT'S RIGHT TO CANCEL**

The student has a right to cancel this enrollment agreement and obtain a refund. A notice of cancellation or withdrawal must be made in writing. The written request must include the following information: specific timeframes, such as the date the course started and the date of cancellation or withdrawal. Notice of Withdrawal forms are available in the Office of the Registrar. Any student who intends to cancel or withdraw must submit a signed and dated copy of the Notice of Withdrawal Form, or any other form of written notice that includes the required information to:

New York Film Academy  
3300 W. Riverside Dr.  
Burbank, CA 91505

## **REFUND INFORMATION:**

The New York Film Academy will refund 100% of the amount paid for institutional charges, less an administrative processing fee of \$100.00 if notice of cancellation is made through attendance at the first class session, or the seventh class day after enrollment, whichever is later.

Notice of cancellation or withdrawal must be made no later than \_\_\_\_\_.

After the 100% refund period described above, a student may withdraw from a course after instruction has started and receive a pro rata refund (less a non-refundable administrative processing fee of \$100.00) for the unused portion of the tuition and other refundable charges, if the student has completed 60% or less of the term's instruction.

The amount of the refund is calculated based on the student's withdrawal date. Transfer credits will be awarded with a deduction in overall tuition based on a per credit unit cost. Refunds are disbursed within 30 days of the official withdrawal from the school. The withdrawal is dated on the day that the student gave written notice to the school.





**SCHOOL PERFORMANCE FACT SHEET**

**CALENDAR YEARS 2020 & 2021**

**Master of Fine Arts in Screenwriting – 2 Years**

**On-time Completion Rates (Graduation Rates)**

Include data for the two calendar years prior to reporting

Calendar Year	Number of Students Who Began the Program	Students Available for Graduation	Number of On-time Graduates	On-time Completion Rates
2020	36	36	29	81%
2021	25	25	18	72%

Student’s Initials: \_\_\_\_\_ Date: \_\_\_\_\_

Initial only after you have had sufficient time to read and understand the information.

**Students Completing with 150% of Published Program Length**

Calendar Year	Number of Students Who Began the Program	Students Available for Graduation	150% Graduates	150% Completion Rates
2020	0	0	0	0
2021	0	0	0	0

\*Included only if program is more than one year in length

Student’s Initials: \_\_\_\_\_ Date: \_\_\_\_\_

Initial only after you have had sufficient time to read and understand the information.

**Job Placement Rates (includes data for the two calendar years prior to reporting)**

Calendar Year	Number of Students Who Began the Program	Number of Graduates	Graduates Available for Employment	Graduates Employed in the Field	Placement Rate % Employment in the Field
2020	36	29	25	4	16%
2021	25	18	16	4	25%

You may obtain from the institution a list of the employment positions determined to be in the field for which a student received education and training. Please contact the Compliance Office.

**Gainful Employment Categories (includes data for the two calendar years prior to reporting)**

**Part Time vs. Full -Time Employment**

Calendar Year	Graduates Employed in the Field 20 to 29 hours per week	Graduates Employed in the Field at least 30 hours per week	Total Graduates Employed in the field
2020	0	4	4
2021	0	4	4

**Single Position vs. Concurrent Aggregated Positions**

Calendar Year	Graduates Employed in the Field in a single position	Graduates Employed in the Field concurrent aggregated positions	Total Graduates Employed in the field
2020	4	0	4
2021	4	0	4



**Self-Employed/Freelance Positions**

Calendar Year	Graduates Employed who are self-employed or working freelance	Total Graduates Employed in the field
2020	1	4
2021	0	4

**Institutional Employment**

Calendar Year	Graduates Employed in the field who are Employed by the Institution, an Employer Owned by the Institution, or an Employer who shares Ownership with the institution.	Total Graduates Employed in the field
2020	0	4
2021	0	4

**Student's Initials:** \_\_\_\_\_ **Date:** \_\_\_\_\_

**Initial only after you have had sufficient time to read and understand the information.**

**This Program may result in freelance or self-employment.**

- The work available to graduates of this program is usually for freelance or self-employment.
- This type of work may not be consistent.
- The period of employment can range from one day to weeks to several months.
- Hours worked in a day or week may be more or less than the traditional 8 hours work day or 40-hour work week.
- You can expect to spend unpaid time expanding your networks, advertising, promoting your services, or honing your skills.
- Once graduates begin to work freelance or are self-employed, they will be asked to provide documentation that they are employed as such so that they may be counted as placed for our job placement records.
- Students initialing this disclosure understand that either a majority or all of this school's graduates are employed in this manner and understand what comprises this work style.

**Student's Initials:** \_\_\_\_\_ **Date:** \_\_\_\_\_

**Initial only after you have had sufficient time to read and understand the information.**



**License Examination Passage Rates – This program does not lead to licensing examinations**

**Salary and Wage Information (includes data for the two calendar years prior to reporting)**

Annual salary and wages reported for graduates employed in the field.

Calendar Year	Graduates Available for Employment	Graduates Employed in the Field	\$0 - \$5,000	\$20,001 - \$25,000	\$30,001 - \$35,000	\$35,001 - \$40,000	\$65,001 - \$70,000	\$75,001 - \$80,000	No Salary Information Reported
2020	25	4	1	0	2	1	0	0	0
2021	16	4	0	1	0	1	1	1	0

A list of sources used to substantiate salary disclosures is available from the school. Please contact the Compliance Office.

**Student’s Initials: \_\_\_\_\_ Date: \_\_\_\_\_**

**Initial only after you have had sufficient time to read and understand the information.**

**COST OF EDUCATIONAL PROGRAM**

Total charges for the program for students completing on-time in 2020: \$78,505; 2021: \$82,035. Additional charges may be incurred if the program is not completed on-time.

**Student’s Initials: \_\_\_\_\_ Date: \_\_\_\_\_**

**Initial only after you have had sufficient time to read and understand the information.**



**FEDERAL STUDENT LOAN DEBT**

Calendar Year	Most recent three year cohort default rate, as reported by the United States Department of Education.*	The percentage of enrolled students receiving federal student loans to pay for this program.	The average amount of federal student loan debt of graduates who took out federal student loans at this institution.	The percentage of graduates who took out federal student loans to pay for this Education Program.
<b>2020</b>	3.8%	42%	\$96,044.18	44%
<b>2021</b>	0.5%	43%	\$90,022.88	48%

\*The percentage of students who defaulted on their federal student loans is called the Cohort Default Rate (CDR). It shows the percentage of this school’s students who were more than 270 days (9 months) behind on their federal student loans within three years of when the first payment was due. This is the most recent CDR reported by the U.S. Department of Education.

**Student’s Initials:** \_\_\_\_\_ **Date:** \_\_\_\_\_

**Initial only after you have had sufficient time to read and understand the information.**

This fact sheet is filed with the Bureau for Private Postsecondary Education. Regardless of any information you may have relating to the completion rates, starting salaries, or license exam passage rates, this fact sheet contains the information as calculated pursuant to state law.

Any questions a student may have regarding this fact sheet that have not been satisfactorily answered by the institution may be directed to the Bureau for Private Postsecondary Education at 1747 N. Market Blvd, Suite 225, Sacramento, CA 95834, [www.bppe.ca.gov](http://www.bppe.ca.gov), toll-free telephone number (888) 370-7589 or by fax (916) 263-1897.

\_\_\_\_\_  
**Student Name – Print**

\_\_\_\_\_  
**Student Signature**

\_\_\_\_\_  
**School Official**

\_\_\_\_\_  
**Date**

\_\_\_\_\_  
**Date**

## DEFINITIONS

- “Number of Students Who Began the Program” means the number of students who began a program who were scheduled to complete the program within 100% of the published program length within the reporting calendar year and excludes all students who cancelled during the cancellation period.
- “Students Available for Graduation” is the number of students who began the program minus the number of students who have died, been incarcerated, or been called to active military duty.
- “Number of On-time Graduates” is the number of students who completed the program within 100% of the published program length within the reporting calendar year.
- “On-time Completion Rate” is the number of on-time graduates divided by the number of students available for graduation.
- “150% Graduates” is the number of students who completed the program within 150% of the program length (includes on-time graduates).
- “150% Completion Rate” is the number of students who completed the program in the reported calendar year within 150% of the published program length, including on-time graduates, divided by the number of students available for graduation.
- “Graduates Available for Employment” means the number of graduates minus the number of graduates unavailable for employment.
- “Graduates Unavailable for Employment” means the graduates who, after graduation, die, become incarcerated, are called to active military duty, are international students that leave the United States or do not have a visa allowing employment in the United States, or are continuing their education in an accredited or bureau-approved postsecondary institution.
- “Graduates Employed in the Field” means graduates who beginning within six months after a student completes the applicable educational program are gainfully employed, whose employment has been reported, and for whom the institution has documented verification of employment. For occupations for which the state requires passing an examination, the six months period begins after the announcement of the examination results for the first examination available after a student completes an applicable educational program.
- “Placement Rate Employed in the Field” is calculated by dividing the number of graduates gainfully employed in the field by the number of graduates available for employment.
- “Number of Graduates Taking Exam” is the number of graduates who took the first available exam in the reported calendar year.

# NEW YORK FILM ACADEMY

COLLEGE OF VISUAL AND PERFORMING ARTS

- “First Available Exam Date” is the date for the first available exam after a student completed a program.
- “Passage Rate” is calculated by dividing the number of graduates who passed the exam by the number of graduates who took the reported licensing exam.
- “Number Who Passed First Available Exam” is the number of graduates who took and passed the first available licensing exam after completing the program.
- “Salary” is as reported by graduate or graduate’s employer.
- “No Salary Information Reported” is the number of graduates for whom, after making reasonable attempts, the school was not able to obtain salary information.



## **STUDENT'S RIGHT TO CANCEL**

The student has a right to cancel this enrollment agreement and obtain a refund. A notice of cancellation or withdrawal must be made in writing. The written request must include the following information: specific timeframes, such as the date the course started and the date of cancellation or withdrawal. Notice of Withdrawal forms are available in the Office of the Registrar. Any student who intends to cancel or withdraw must submit a signed and dated copy of the Notice of Withdrawal Form, or any other form of written notice that includes the required information to:

New York Film Academy  
3300 W. Riverside Dr.  
Burbank, CA 91505

## **REFUND INFORMATION:**

The New York Film Academy will refund 100% of the amount paid for institutional charges, less an administrative processing fee of \$100.00 if notice of cancellation is made through attendance at the first class session, or the seventh class day after enrollment, whichever is later.

Notice of cancellation or withdrawal must be made no later than \_\_\_\_\_.

After the 100% refund period described above, a student may withdraw from a course after instruction has started and receive a pro rata refund (less a non-refundable administrative processing fee of \$100.00) for the unused portion of the tuition and other refundable charges, if the student has completed 60% or less of the term's instruction.

The amount of the refund is calculated based on the student's withdrawal date. Transfer credits will be awarded with a deduction in overall tuition based on a per credit unit cost. Refunds are disbursed within 30 days of the official withdrawal from the school. The withdrawal is dated on the day that the student gave written notice to the school.





**SCHOOL PERFORMANCE FACT SHEET**

**CALENDAR YEARS 2020 & 2021**

**Master of Fine Arts in Producing – 2 Year**

**On-time Completion Rates (Graduation Rates)**

Include data for the two calendar years prior to reporting

Calendar Year	Number of Students Who Began the Program	Students Available for Graduation	Number of On-time Graduates	On-time Completion Rates
2020	28	28	22	79%
2021	18	18	12	67%

Student’s Initials: \_\_\_\_\_ Date: \_\_\_\_\_

Initial only after you have had sufficient time to read and understand the information.

**Students Completing with 150% of Published Program Length**

Calendar Year	Number of Students Who Began the Program	Students Available for Graduation	150% Graduates	150% Completion Rates
2020	0	0	0	0
2021	0	0	0	0

\*Included only if program is more than one year in length

Student’s Initials: \_\_\_\_\_ Date: \_\_\_\_\_

Initial only after you have had sufficient time to read and understand the information.

**Job Placement Rates (includes data for the two calendar years prior to reporting)**

Calendar Year	Number of Students Who Began the Program	Number of Graduates	Graduates Available for Employment	Graduates Employed in the Field	Placement Rate % Employment in the Field
2020	28	22	19	1	5%
2021	18	12	10	3	30%

You may obtain from the institution a list of the employment positions determined to be in the field for which a student received education and training. Please contact the Compliance Office.

**Gainful Employment Categories (includes data for the two calendar years prior to reporting)**

**Part Time vs. Full -Time Employment**

Calendar Year	Graduates Employed in the Field 20 to 29 hours per week	Graduates Employed in the Field at least 30 hours per week	Total Graduates Employed in the field
2020	0	1	1
2021	0	3	3

**Single Position vs. Concurrent Aggregated Positions**

Calendar Year	Graduates Employed in the Field in a single position	Graduates Employed in the Field concurrent aggregated positions	Total Graduates Employed in the field
2020	1	0	1
2021	3	0	3

**Self-Employed/Freelance Positions**

Calendar Year	Graduates Employed who are self-employed or working freelance	Total Graduates Employed in the field
2020	1	1
2021	0	3

**Institutional Employment**

Calendar Year	Graduates Employed in the field who are Employed by the Institution, an Employer Owned by the Institution, or an Employer who shares Ownership with the institution.	Total Graduates Employed in the field
2020	0	1
2021	0	3

**Student's Initials: \_\_\_\_\_ Date: \_\_\_\_\_**

**Initial only after you have had sufficient time to read and understand the information.**

**This Program may result in freelance or self-employment.**

- The work available to graduates of this program is usually for freelance or self-employment.
- This type of work may not be consistent.
- The period of employment can range from one day to weeks to several months.
- Hours worked in a day or week may be more or less than the traditional 8 hours work day or 40-hour work week.
- You can expect to spend unpaid time expanding your networks, advertising, promoting your services, or honing your skills.
- Once graduates being to work freelance or are self-employed, they will be asked to provide documentation that they are employed as such so that they may be counted as placed for our job placement records.
- Students initialing this disclosure understand that either a majority or all of this school's graduates are employed in this manner and understand what comprises this work style.

**Student's Initials: \_\_\_\_\_ Date: \_\_\_\_\_**

**Initial only after you have had sufficient time to read and understand the information.**



**License Examination Passage Rates – This program does not lead to licensing examinations**

**Salary and Wage Information (includes data for the two calendar years prior to reporting)**

Annual salary and wages reported for graduates employed in the field.

Calendar Year	Graduates Available for Employment	Graduates Employed in the Field	\$5,001 - \$10,000	\$30,001 - \$35,000	\$40,001 - \$45,000	\$45,001 - \$50,000	\$55,001 - \$60,000	No Salary Information Reported
2020	19	1	0	1	0	0	0	0
2021	10	3	0	0	1	1	1	0

A list of sources used to substantiate salary disclosures is available from the school. Please contact the Compliance Office.

**Student’s Initials:\_\_\_\_\_ Date:\_\_\_\_\_**

**Initial only after you have had sufficient time to read and understand the information.**

**COST OF EDUCATIONAL PROGRAM**

Total charges for the program for students completing on-time in 2020: \$100,875; 2021: \$166,888. Additional charges may be incurred if the program is not completed on-time.

**Student’s Initials:\_\_\_\_\_ Date:\_\_\_\_\_**

**Initial only after you have had sufficient time to read and understand the information.**



**FEDERAL STUDENT LOAN DEBT**

Calendar Year	Most recent three year cohort default rate, as reported by the United States Department of Education.*	The percentage of enrolled students receiving federal student loans to pay for this program.	The average amount of federal student loan debt of graduates who took out federal student loans at this institution.	The percentage of graduates who took out federal student loans to pay for this Education Program.
<b>2020</b>	3.8%	23%	\$75,850.86	23%
<b>2021</b>	0.5%	25%	\$65,848.00	11%

\*The percentage of students who defaulted on their federal student loans is called the Cohort Default Rate (CDR). It shows the percentage of this school’s students who were more than 270 days (9 months) behind on their federal student loans within three years of when the first payment was due. This is the most recent CDR reported by the U.S. Department of Education.

**Student’s Initials:** \_\_\_\_\_ **Date:** \_\_\_\_\_

**Initial only after you have had sufficient time to read and understand the information.**

This fact sheet is filed with the Bureau for Private Postsecondary Education. Regardless of any information you may have relating to the completion rates, starting salaries, or license exam passage rates, this fact sheet contains the information as calculated pursuant to state law.

Any questions a student may have regarding this fact sheet that have not been satisfactorily answered by the institution may be directed to the Bureau for Private Postsecondary Education at 1747 N. Market Blvd, Suite 225, Sacramento, CA 95834, [www.bppe.ca.gov](http://www.bppe.ca.gov), toll-free telephone number (888) 370-7589 or by fax (916) 263-1897.

\_\_\_\_\_  
**Student Name – Print**

\_\_\_\_\_  
**Student Signature**

\_\_\_\_\_  
**School Official**

\_\_\_\_\_  
**Date**

\_\_\_\_\_  
**Date**

## DEFINITIONS

- “Number of Students Who Began the Program” means the number of students who began a program who were scheduled to complete the program within 100% of the published program length within the reporting calendar year and excludes all students who cancelled during the cancellation period.
- “Students Available for Graduation” is the number of students who began the program minus the number of students who have died, been incarcerated, or been called to active military duty.
- “Number of On-time Graduates” is the number of students who completed the program within 100% of the published program length within the reporting calendar year.
- “On-time Completion Rate” is the number of on-time graduates divided by the number of students available for graduation.
- “150% Graduates” is the number of students who completed the program within 150% of the program length (includes on-time graduates).
- “150% Completion Rate” is the number of students who completed the program in the reported calendar year within 150% of the published program length, including on-time graduates, divided by the number of students available for graduation.
- “Graduates Available for Employment” means the number of graduates minus the number of graduates unavailable for employment.
- “Graduates Unavailable for Employment” means the graduates who, after graduation, die, become incarcerated, are called to active military duty, are international students that leave the United States or do not have a visa allowing employment in the United States, or are continuing their education in an accredited or bureau-approved postsecondary institution.
- “Graduates Employed in the Field” means graduates who beginning within six months after a student completes the applicable educational program are gainfully employed, whose employment has been reported, and for whom the institution has documented verification of employment. For occupations for which the state requires passing an examination, the six months period begins after the announcement of the examination results for the first examination available after a student completes an applicable educational program.
- “Placement Rate Employed in the Field” is calculated by dividing the number of graduates gainfully employed in the field by the number of graduates available for employment.
- “Number of Graduates Taking Exam” is the number of graduates who took the first available exam in the reported calendar year.

# NEW YORK FILM ACADEMY

COLLEGE OF VISUAL AND PERFORMING ARTS

- “First Available Exam Date” is the date for the first available exam after a student completed a program.
- “Passage Rate” is calculated by dividing the number of graduates who passed the exam by the number of graduates who took the reported licensing exam.
- “Number Who Passed First Available Exam” is the number of graduates who took and passed the first available licensing exam after completing the program.
- “Salary” is as reported by graduate or graduate’s employer.
- “No Salary Information Reported” is the number of graduates for whom, after making reasonable attempts, the school was not able to obtain salary information.



## **STUDENT'S RIGHT TO CANCEL**

The student has a right to cancel this enrollment agreement and obtain a refund. A notice of cancellation or withdrawal must be made in writing. The written request must include the following information: specific timeframes, such as the date the course started and the date of cancellation or withdrawal. Notice of Withdrawal forms are available in the Office of the Registrar. Any student who intends to cancel or withdraw must submit a signed and dated copy of the Notice of Withdrawal Form, or any other form of written notice that includes the required information to:

New York Film Academy  
3300 W. Riverside Dr.  
Burbank, CA 91505

## **REFUND INFORMATION:**

The New York Film Academy will refund 100% of the amount paid for institutional charges, less an administrative processing fee of \$100.00 if notice of cancellation is made through attendance at the first class session, or the seventh class day after enrollment, whichever is later.

Notice of cancellation or withdrawal must be made no later than \_\_\_\_\_.

After the 100% refund period described above, a student may withdraw from a course after instruction has started and receive a pro rata refund (less a non-refundable administrative processing fee of \$100.00) for the unused portion of the tuition and other refundable charges, if the student has completed 60% or less of the term's instruction.

The amount of the refund is calculated based on the student's withdrawal date. Transfer credits will be awarded with a deduction in overall tuition based on a per credit unit cost. Refunds are disbursed within 30 days of the official withdrawal from the school. The withdrawal is dated on the day that the student gave written notice to the school.





**SCHOOL PERFORMANCE FACT SHEET**

**CALENDAR YEARS 2020 & 2021**

**Master of Fine Arts in Photography – 2 Years**

**On-time Completion Rates (Graduation Rates)**

Include data for the two calendar years prior to reporting

Calendar Year	Number of Students Who Began the Program	Students Available for Graduation	Number of On-time Graduates	On-time Completion Rates
2020	10	10	7	70%
2021	17	17	12	71%

Student’s Initials: \_\_\_\_\_ Date: \_\_\_\_\_

Initial only after you have had sufficient time to read and understand the information.

**Students Completing with 150% of Published Program Length**

Calendar Year	Number of Students Who Began the Program	Students Available for Graduation	150% Graduates	150% Completion Rates
2020	0	0	0	0
2021	0	0	0	0

\*Included only if program is more than one year in length

Student’s Initials: \_\_\_\_\_ Date: \_\_\_\_\_

Initial only after you have had sufficient time to read and understand the information.

**Job Placement Rates (includes data for the two calendar years prior to reporting)**

Calendar Year	Number of Students Who Began the Program	Number of Graduates	Graduates Available for Employment	Graduates Employed in the Field	Placement Rate % Employment in the Field
2020	10	7	4	0	0%
2021	17	12	7	1	14%

You may obtain from the institution a list of the employment positions determined to be in the field for which a student received education and training. Please contact the Compliance Office.

**Gainful Employment Categories (includes data for the two calendar years prior to reporting)**

**Part Time vs. Full -Time Employment**

Calendar Year	Graduates Employed in the Field 20 to 29 hours per week	Graduates Employed in the Field at least 30 hours per week	Total Graduates Employed in the field
2020	0	0	0
2021	0	1	1

**Single Position vs. Concurrent Aggregated Positions**

Calendar Year	Graduates Employed in the Field in a single position	Graduates Employed in the Field concurrent aggregated positions	Total Graduates Employed in the field
2020	0	0	0
2021	1	0	1

**Self-Employed/Freelance Positions**

Calendar Year	Graduates Employed who are self-employed or working freelance	Total Graduates Employed in the field
2020	0	0
2021	1	1

**Institutional Employment**

Calendar Year	Graduates Employed in the field who are Employed by the Institution, an Employer Owned by the Institution, or an Employer who shares Ownership with the institution.	Total Graduates Employed in the field
2020	0	0
2021	0	1

**Student's Initials:** \_\_\_\_\_ **Date:** \_\_\_\_\_

**Initial only after you have had sufficient time to read and understand the information.**

**This Program may result in freelance or self-employment.**

- The work available to graduates of this program is usually for freelance or self-employment.
- This type of work may not be consistent.
- The period of employment can range from one day to weeks to several months.
- Hours worked in a day or week may be more or less than the traditional 8 hours work day or 40-hour work week.
- You can expect to spend unpaid time expanding your networks, advertising, promoting your services, or honing your skills.
- Once graduates begin to work freelance or are self-employed, they will be asked to provide documentation that they are employed as such so that they may be counted as placed for our job placement records.
- Students initialing this disclosure understand that either a majority or all of this school's graduates are employed in this manner and understand what comprises this work style.

**Student's Initials:** \_\_\_\_\_ **Date:** \_\_\_\_\_

**Initial only after you have had sufficient time to read and understand the information.**



**License Examination Passage Rates – This program does not lead to licensing examinations**

**Salary and Wage Information (includes data for the two calendar years prior to reporting)**

Annual salary and wages reported for graduates employed in the field.

Calendar Year	Graduates Available for Employment	Graduates Employed in the Field	\$0 - \$5,000	\$5,001 - \$10,000	\$25,001 - \$30,000	\$30,001 - \$35,000	No Salary Information Reported
2020	4	0	0	0	0	0	0
2021	7	1	0	0	1	0	0

A list of sources used to substantiate salary disclosures is available from the school. Please contact the Compliance Office.

**Student’s Initials: \_\_\_\_\_ Date: \_\_\_\_\_**

**Initial only after you have had sufficient time to read and understand the information.**

**COST OF EDUCATIONAL PROGRAM**

Total charges for the program for students completing on-time in 2020: \$85,896; 2021: \$165,044. Additional charges may be incurred if the program is not completed on-time.

**Student’s Initials: \_\_\_\_\_ Date: \_\_\_\_\_**

**Initial only after you have had sufficient time to read and understand the information.**



**FEDERAL STUDENT LOAN DEBT**

<b>Calendar Year</b>	<b>Most recent three year cohort default rate, as reported by the United States Department of Education.*</b>	<b>The percentage of enrolled students receiving federal student loans to pay for this program.</b>	<b>The average amount of federal student loan debt of graduates who took out federal student loans at this institution.</b>	<b>The percentage of graduates who took out federal student loans to pay for this Education Program.</b>
<b>2020</b>	3.8%	17%	\$48,848.50	18%
<b>2021</b>	0.5%	5%	\$66,274.50	9%

\*The percentage of students who defaulted on their federal student loans is called the Cohort Default Rate (CDR). It shows the percentage of this school’s students who were more than 270 days (9 months) behind on their federal student loans within three years of when the first payment was due. This is the most recent CDR reported by the U.S. Department of Education.

**Student’s Initials:** \_\_\_\_\_ **Date:** \_\_\_\_\_

**Initial only after you have had sufficient time to read and understand the information.**

This fact sheet is filed with the Bureau for Private Postsecondary Education. Regardless of any information you may have relating to the completion rates, starting salaries, or license exam passage rates, this fact sheet contains the information as calculated pursuant to state law.

Any questions a student may have regarding this fact sheet that have not been satisfactorily answered by the institution may be directed to the Bureau for Private Postsecondary Education at 1747 N. Market Blvd, Suite 225, Sacramento, CA 95834, [www.bppe.ca.gov](http://www.bppe.ca.gov), toll-free telephone number (888) 370-7589 or by fax (916) 263-1897.

\_\_\_\_\_  
**Student Name – Print**

\_\_\_\_\_  
**Student Signature**

\_\_\_\_\_  
**School Official**

\_\_\_\_\_  
**Date**

\_\_\_\_\_  
**Date**

## DEFINITIONS

- “Number of Students Who Began the Program” means the number of students who began a program who were scheduled to complete the program within 100% of the published program length within the reporting calendar year and excludes all students who cancelled during the cancellation period.
- “Students Available for Graduation” is the number of students who began the program minus the number of students who have died, been incarcerated, or been called to active military duty.
- “Number of On-time Graduates” is the number of students who completed the program within 100% of the published program length within the reporting calendar year.
- “On-time Completion Rate” is the number of on-time graduates divided by the number of students available for graduation.
- “150% Graduates” is the number of students who completed the program within 150% of the program length (includes on-time graduates).
- “150% Completion Rate” is the number of students who completed the program in the reported calendar year within 150% of the published program length, including on-time graduates, divided by the number of students available for graduation.
- “Graduates Available for Employment” means the number of graduates minus the number of graduates unavailable for employment.
- “Graduates Unavailable for Employment” means the graduates who, after graduation, die, become incarcerated, are called to active military duty, are international students that leave the United States or do not have a visa allowing employment in the United States, or are continuing their education in an accredited or bureau-approved postsecondary institution.
- “Graduates Employed in the Field” means graduates who beginning within six months after a student completes the applicable educational program are gainfully employed, whose employment has been reported, and for whom the institution has documented verification of employment. For occupations for which the state requires passing an examination, the six months period begins after the announcement of the examination results for the first examination available after a student completes an applicable educational program.
- “Placement Rate Employed in the Field” is calculated by dividing the number of graduates gainfully employed in the field by the number of graduates available for employment.
- “Number of Graduates Taking Exam” is the number of graduates who took the first available exam in the reported calendar year.

# NEW YORK FILM ACADEMY

COLLEGE OF VISUAL AND PERFORMING ARTS

- “First Available Exam Date” is the date for the first available exam after a student completed a program.
- “Passage Rate” is calculated by dividing the number of graduates who passed the exam by the number of graduates who took the reported licensing exam.
- “Number Who Passed First Available Exam” is the number of graduates who took and passed the first available licensing exam after completing the program.
- “Salary” is as reported by graduate or graduate’s employer.
- “No Salary Information Reported” is the number of graduates for whom, after making reasonable attempts, the school was not able to obtain salary information.



## **STUDENT'S RIGHT TO CANCEL**

The student has a right to cancel this enrollment agreement and obtain a refund. A notice of cancellation or withdrawal must be made in writing. The written request must include the following information: specific timeframes, such as the date the course started and the date of cancellation or withdrawal. Notice of Withdrawal forms are available in the Office of the Registrar. Any student who intends to cancel or withdraw must submit a signed and dated copy of the Notice of Withdrawal Form, or any other form of written notice that includes the required information to:

New York Film Academy  
3300 W. Riverside Dr.  
Burbank, CA 91505

## **REFUND INFORMATION:**

The New York Film Academy will refund 100% of the amount paid for institutional charges, less an administrative processing fee of \$100.00 if notice of cancellation is made through attendance at the first class session, or the seventh class day after enrollment, whichever is later.

Notice of cancellation or withdrawal must be made no later than \_\_\_\_\_.

After the 100% refund period described above, a student may withdraw from a course after instruction has started and receive a pro rata refund (less a non-refundable administrative processing fee of \$100.00) for the unused portion of the tuition and other refundable charges, if the student has completed 60% or less of the term's instruction.

The amount of the refund is calculated based on the student's withdrawal date. Transfer credits will be awarded with a deduction in overall tuition based on a per credit unit cost. Refunds are disbursed within 30 days of the official withdrawal from the school. The withdrawal is dated on the day that the student gave written notice to the school.





**SCHOOL PERFORMANCE FACT SHEET**

**CALENDAR YEARS 2020 & 2021**

**Master of Fine Arts in Game Design – 2 Years**

**On-time Completion Rates (Graduation Rates)**

Include data for the two calendar years prior to reporting

Calendar Year	Number of Students Who Began the Program	Students Available for Graduation	Number of On-time Graduates	On-time Completion Rates
2020	9	9	9	100%
2021	11	11	8	73%

Student’s Initials: \_\_\_\_\_ Date: \_\_\_\_\_

Initial only after you have had sufficient time to read and understand the information.

**Students Completing with 150% of Published Program Length**

Calendar Year	Number of Students Who Began the Program	Students Available for Graduation	150% Graduates	150% Completion Rates
2020	0	0	0	0
2021	0	0	0	0

\*Included only if program is more than one year in length

Student’s Initials: \_\_\_\_\_ Date: \_\_\_\_\_

Initial only after you have had sufficient time to read and understand the information.

# NEW YORK FILM ACADEMY

COLLEGE OF VISUAL AND PERFORMING ARTS

## Job Placement Rates (includes data for the two calendar years prior to reporting)

Calendar Year	Number of Students Who Began the Program	Number of Graduates	Graduates Available for Employment	Graduates Employed in the Field	Placement Rate % Employment in the Field
2020	9	9	8	2	25%
2021	11	8	5	1	20%

You may obtain from the institution a list of the employment positions determined to be in the field for which a student received education and training. Please contact the Compliance Office.

## Gainful Employment Categories (includes data for the two calendar years prior to reporting)

### Part Time vs. Full -Time Employment

Calendar Year	Graduates Employed in the Field 20 to 29 hours per week	Graduates Employed in the Field at least 30 hours per week	Total Graduates Employed in the field
2020	0	2	2
2021	0	1	1

### Single Position vs. Concurrent Aggregated Positions

Calendar Year	Graduates Employed in the Field in a single position	Graduates Employed in the Field concurrent aggregated positions	Total Graduates Employed in the field
2020	2	0	2
2021	1	0	1

**Self-Employed/Freelance Positions**

Calendar Year	Graduates Employed who are self-employed or working freelance	Total Graduates Employed in the field
2020	0	2
2021	0	1

**Institutional Employment**

Calendar Year	Graduates Employed in the field who are Employed by the Institution, an Employer Owned by the Institution, or an Employer who shares Ownership with the institution.	Total Graduates Employed in the field
2020	0	2
2021	0	1

**Student's Initials: \_\_\_\_\_ Date: \_\_\_\_\_**

**Initial only after you have had sufficient time to read and understand the information.**

**This Program may result in freelance or self-employment.**

- The work available to graduates of this program is usually for freelance or self-employment.
- This type of work may not be consistent.
- The period of employment can range from one day to weeks to several months.
- Hours worked in a day or week may be more or less than the traditional 8 hours work day or 40-hour work week.
- You can expect to spend unpaid time expanding your networks, advertising, promoting your services, or honing your skills.
- Once graduates begin to work freelance or are self-employed, they will be asked to provide documentation that they are employed as such so that they may be counted as placed for our job placement records.
- Students initialing this disclosure understand that either a majority or all of this school's graduates are employed in this manner and understand what comprises this work style.

**Student's Initials: \_\_\_\_\_ Date: \_\_\_\_\_**

**Initial only after you have had sufficient time to read and understand the information.**



**License Examination Passage Rates – This program does not lead to licensing examinations**

**Salary and Wage Information (includes data for the two calendar years prior to reporting)**

Annual salary and wages reported for graduates employed in the field.

Calendar Year	Graduates Available for Employment	Graduates Employed in the Field	\$5,001 - \$10,000	\$40,001 - \$45,000	\$45,001 - \$50,000	\$60,001 - \$65,000	\$75,001 - \$80,000	No Salary Information Reported
2020	8	2	1	0	0	1	0	0
2021	5	1	0	0	0	0	1	0

A list of sources used to substantiate salary disclosures is available from the school. Please contact the Compliance Office.

**Student’s Initials:** \_\_\_\_\_ **Date:** \_\_\_\_\_

**Initial only after you have had sufficient time to read and understand the information.**

**COST OF EDUCATIONAL PROGRAM**

Total charges for the program for students completing on-time in 2020: \$73,152; 2021: \$146,001. Additional charges may be incurred if the program is not completed on-time.

**Student’s Initials:** \_\_\_\_\_ **Date:** \_\_\_\_\_

**Initial only after you have had sufficient time to read and understand the information.**



**FEDERAL STUDENT LOAN DEBT**

<b>Calendar Year</b>	<b>Most recent three year cohort default rate, as reported by the United States Department of Education.*</b>	<b>The percentage of enrolled students receiving federal student loans to pay for this program.</b>	<b>The average amount of federal student loan debt of graduates who took out federal student loans at this institution.</b>	<b>The percentage of graduates who took out federal student loans to pay for this Education Program.</b>
<b>2020</b>	3.8%	27%	\$67,678.67	43%
<b>2021</b>	0.5%	0%	\$0	0%

\*The percentage of students who defaulted on their federal student loans is called the Cohort Default Rate (CDR). It shows the percentage of this school’s students who were more than 270 days (9 months) behind on their federal student loans within three years of when the first payment was due. This is the most recent CDR reported by the U.S. Department of Education.

**Student’s Initials:** \_\_\_\_\_ **Date:** \_\_\_\_\_

**Initial only after you have had sufficient time to read and understand the information.**

This fact sheet is filed with the Bureau for Private Postsecondary Education. Regardless of any information you may have relating to the completion rates, starting salaries, or license exam passage rates, this fact sheet contains the information as calculated pursuant to state law.

Any questions a student may have regarding this fact sheet that have not been satisfactorily answered by the institution may be directed to the Bureau for Private Postsecondary Education at 1747 N. Market Blvd, Suite 225, Sacramento, CA 95834, [www.bppe.ca.gov](http://www.bppe.ca.gov), toll-free telephone number (888) 370-7589 or by fax (916) 263-1897.

\_\_\_\_\_  
**Student Name – Print**

\_\_\_\_\_  
**Student Signature**

\_\_\_\_\_  
**School Official**

\_\_\_\_\_  
**Date**

\_\_\_\_\_  
**Date**

## DEFINITIONS

- “Number of Students Who Began the Program” means the number of students who began a program who were scheduled to complete the program within 100% of the published program length within the reporting calendar year and excludes all students who cancelled during the cancellation period.
- “Students Available for Graduation” is the number of students who began the program minus the number of students who have died, been incarcerated, or been called to active military duty.
- “Number of On-time Graduates” is the number of students who completed the program within 100% of the published program length within the reporting calendar year.
- “On-time Completion Rate” is the number of on-time graduates divided by the number of students available for graduation.
- “150% Graduates” is the number of students who completed the program within 150% of the program length (includes on-time graduates).
- “150% Completion Rate” is the number of students who completed the program in the reported calendar year within 150% of the published program length, including on-time graduates, divided by the number of students available for graduation.
- “Graduates Available for Employment” means the number of graduates minus the number of graduates unavailable for employment.
- “Graduates Unavailable for Employment” means the graduates who, after graduation, die, become incarcerated, are called to active military duty, are international students that leave the United States or do not have a visa allowing employment in the United States, or are continuing their education in an accredited or bureau-approved postsecondary institution.
- “Graduates Employed in the Field” means graduates who beginning within six months after a student completes the applicable educational program are gainfully employed, whose employment has been reported, and for whom the institution has documented verification of employment. For occupations for which the state requires passing an examination, the six months period begins after the announcement of the examination results for the first examination available after a student completes an applicable educational program.
- “Placement Rate Employed in the Field” is calculated by dividing the number of graduates gainfully employed in the field by the number of graduates available for employment.
- “Number of Graduates Taking Exam” is the number of graduates who took the first available exam in the reported calendar year.

# NEW YORK FILM ACADEMY

COLLEGE OF VISUAL AND PERFORMING ARTS

- “First Available Exam Date” is the date for the first available exam after a student completed a program.
- “Passage Rate” is calculated by dividing the number of graduates who passed the exam by the number of graduates who took the reported licensing exam.
- “Number Who Passed First Available Exam” is the number of graduates who took and passed the first available licensing exam after completing the program.
- “Salary” is as reported by graduate or graduate’s employer.
- “No Salary Information Reported” is the number of graduates for whom, after making reasonable attempts, the school was not able to obtain salary information.



## **STUDENT'S RIGHT TO CANCEL**

The student has a right to cancel this enrollment agreement and obtain a refund. A notice of cancellation or withdrawal must be made in writing. The written request must include the following information: specific timeframes, such as the date the course started and the date of cancellation or withdrawal. Notice of Withdrawal forms are available in the Office of the Registrar. Any student who intends to cancel or withdraw must submit a signed and dated copy of the Notice of Withdrawal Form, or any other form of written notice that includes the required information to:

New York Film Academy  
3300 W. Riverside Dr.  
Burbank, CA 91505

## **REFUND INFORMATION:**

The New York Film Academy will refund 100% of the amount paid for institutional charges, less an administrative processing fee of \$100.00 if notice of cancellation is made through attendance at the first class session, or the seventh class day after enrollment, whichever is later.

Notice of cancellation or withdrawal must be made no later than \_\_\_\_\_.

After the 100% refund period described above, a student may withdraw from a course after instruction has started and receive a pro rata refund (less a non-refundable administrative processing fee of \$100.00) for the unused portion of the tuition and other refundable charges, if the student has completed 60% or less of the term's instruction.

The amount of the refund is calculated based on the student's withdrawal date. Transfer credits will be awarded with a deduction in overall tuition based on a per credit unit cost. Refunds are disbursed within 30 days of the official withdrawal from the school. The withdrawal is dated on the day that the student gave written notice to the school.





**SCHOOL PERFORMANCE FACT SHEET**

**CALENDAR YEARS 2020 & 2021**

**Master of Fine Arts in Filmmaking– 2 Years**

**On-time Completion Rates (Graduation Rates)**

Include data for the two calendar years prior to reporting

Calendar Year	Number of Students Who Began the Program	Students Available for Graduation	Number of On-time Graduates	On-time Completion Rates
2020	128	128	112	88%
2021	121	121	84	69%

Student’s Initials: \_\_\_\_\_ Date: \_\_\_\_\_

Initial only after you have had sufficient time to read and understand the information.

**Students Completing with 150% of Published Program Length**

Calendar Year	Number of Students Who Began the Program	Students Available for Graduation	150% Graduates	150% Completion Rates
2020	0	0	0	0
2021	0	0	0	0

\*Included only if program is more than one year in length

Student’s Initials: \_\_\_\_\_ Date: \_\_\_\_\_

Initial only after you have had sufficient time to read and understand the information.

# NEW YORK FILM ACADEMY

COLLEGE OF VISUAL AND PERFORMING ARTS

## Job Placement Rates (includes data for the two calendar years prior to reporting)

Calendar Year	Number of Students Who Began the Program	Number of Graduates	Graduates Available for Employment	Graduates Employed in the Field	Placement Rate % Employment in the Field
2020	128	112	70	7	10%
2021	121	84	55	8	15%

You may obtain from the institution a list of the employment positions determined to be in the field for which a student received education and training. Please contact the Compliance Office.

## Gainful Employment Categories (includes data for the two calendar years prior to reporting)

### Part Time vs. Full -Time Employment

Calendar Year	Graduates Employed in the Field 20 to 29 hours per week	Graduates Employed in the Field at least 30 hours per week	Total Graduates Employed in the field
2020	0	7	7
2021	0	8	8

### Single Position vs. Concurrent Aggregated Positions

Calendar Year	Graduates Employed in the Field in a single position	Graduates Employed in the Field concurrent aggregated positions	Total Graduates Employed in the field
2020	7	0	7
2021	8	0	8



**Self-Employed/Freelance Positions**

Calendar Year	Graduates Employed who are self-employed or working freelance	Total Graduates Employed in the field
2020	3	7
2021	6	8

**Institutional Employment**

Calendar Year	Graduates Employed in the field who are Employed by the Institution, an Employer Owned by the Institution, or an Employer who shares Ownership with the institution.	Total Graduates Employed in the field
2020	0	7
2021	0	8

**Student's Initials: \_\_\_\_\_ Date: \_\_\_\_\_**

**Initial only after you have had sufficient time to read and understand the information.**

**This Program may result in freelance or self-employment.**

- The work available to graduates of this program is usually for freelance or self-employment.
- This type of work may not be consistent.
- The period of employment can range from one day to weeks to several months.
- Hours worked in a day or week may be more or less than the traditional 8 hours work day or 40-hour work week.
- You can expect to spend unpaid time expanding your networks, advertising, promoting your services, or honing your skills.
- Once graduates begin to work freelance or are self-employed, they will be asked to provide documentation that they are employed as such so that they may be counted as placed for our job placement records.
- Students initialing this disclosure understand that either a majority or all of this school's graduates are employed in this manner and understand what comprises this work style.

**Student's Initials: \_\_\_\_\_ Date: \_\_\_\_\_**

**Initial only after you have had sufficient time to read and understand the information.**



**License Examination Passage Rates – This program does not lead to licensing examinations**

**Salary and Wage Information (includes data for the two calendar years prior to reporting)**

Annual salary and wages reported for graduates employed in the field.

Calendar Year	Graduates Available for Employment	Graduates Employed in the Field	\$0 - \$5,000	\$5,000 - \$10,000	\$15,000 - \$20,000	\$30,001 - \$35,000	\$35,001 - \$40,000	\$40,001 - \$45,000	\$45,001 - \$50,000	\$55,001 - \$60,000	\$75,001 - \$80,000	\$85,001 - \$90,000
2020	70	7	1	0	1	1	2	2	0	0	0	0
2021	55	8	2	1	0	1	0	0	1	1	1	1

A list of sources used to substantiate salary disclosures is available from the school. Please contact the Compliance Office.

**Student’s Initials: \_\_\_\_\_ Date: \_\_\_\_\_**

**Initial only after you have had sufficient time to read and understand the information.**

**COST OF EDUCATIONAL PROGRAM**

Total charges for the program for students completing on-time in 2020: \$96,000; 2021: \$137,076. Additional charges may be incurred if the program is not completed on-time.

**Student’s Initials: \_\_\_\_\_ Date: \_\_\_\_\_**

**Initial only after you have had sufficient time to read and understand the information.**



**FEDERAL STUDENT LOAN DEBT**

<b>Calendar Year</b>	<b>Most recent three year cohort default rate, as reported by the United States Department of Education.*</b>	<b>The percentage of enrolled students receiving federal student loans to pay for this program.</b>	<b>The average amount of federal student loan debt of graduates who took out federal student loans at this institution.</b>	<b>The percentage of graduates who took out federal student loans to pay for this Education Program.</b>
<b>2020</b>	3.8%	13%	\$113,614.59	14%
<b>2021</b>	0.5%	17%	\$79,195.90	13%

\*The percentage of students who defaulted on their federal student loans is called the Cohort Default Rate (CDR). It shows the percentage of this school’s students who were more than 270 days (9 months) behind on their federal student loans within three years of when the first payment was due. This is the most recent CDR reported by the U.S. Department of Education.

**Student’s Initials:** \_\_\_\_\_ **Date:** \_\_\_\_\_

**Initial only after you have had sufficient time to read and understand the information.**

This fact sheet is filed with the Bureau for Private Postsecondary Education. Regardless of any information you may have relating to the completion rates, starting salaries, or license exam passage rates, this fact sheet contains the information as calculated pursuant to state law.

Any questions a student may have regarding this fact sheet that have not been satisfactorily answered by the institution may be directed to the Bureau for Private Postsecondary Education at 1747 N. Market Blvd, Suite 225, Sacramento, CA 95834, [www.bppe.ca.gov](http://www.bppe.ca.gov), toll-free telephone number (888) 370-7589 or by fax (916) 263-1897.

\_\_\_\_\_  
**Student Name – Print**

\_\_\_\_\_  
**Student Signature**

\_\_\_\_\_  
**School Official**

\_\_\_\_\_  
**Date**

\_\_\_\_\_  
**Date**

## DEFINITIONS

- “Number of Students Who Began the Program” means the number of students who began a program who were scheduled to complete the program within 100% of the published program length within the reporting calendar year and excludes all students who cancelled during the cancellation period.
- “Students Available for Graduation” is the number of students who began the program minus the number of students who have died, been incarcerated, or been called to active military duty.
- “Number of On-time Graduates” is the number of students who completed the program within 100% of the published program length within the reporting calendar year.
- “On-time Completion Rate” is the number of on-time graduates divided by the number of students available for graduation.
- “150% Graduates” is the number of students who completed the program within 150% of the program length (includes on-time graduates).
- “150% Completion Rate” is the number of students who completed the program in the reported calendar year within 150% of the published program length, including on-time graduates, divided by the number of students available for graduation.
- “Graduates Available for Employment” means the number of graduates minus the number of graduates unavailable for employment.
- “Graduates Unavailable for Employment” means the graduates who, after graduation, die, become incarcerated, are called to active military duty, are international students that leave the United States or do not have a visa allowing employment in the United States, or are continuing their education in an accredited or bureau-approved postsecondary institution.
- “Graduates Employed in the Field” means graduates who beginning within six months after a student completes the applicable educational program are gainfully employed, whose employment has been reported, and for whom the institution has documented verification of employment. For occupations for which the state requires passing an examination, the six months period begins after the announcement of the examination results for the first examination available after a student completes an applicable educational program.
- “Placement Rate Employed in the Field” is calculated by dividing the number of graduates gainfully employed in the field by the number of graduates available for employment.
- “Number of Graduates Taking Exam” is the number of graduates who took the first available exam in the reported calendar year.

# NEW YORK FILM ACADEMY

COLLEGE OF VISUAL AND PERFORMING ARTS

- “First Available Exam Date” is the date for the first available exam after a student completed a program.
- “Passage Rate” is calculated by dividing the number of graduates who passed the exam by the number of graduates who took the reported licensing exam.
- “Number Who Passed First Available Exam” is the number of graduates who took and passed the first available licensing exam after completing the program.
- “Salary” is as reported by graduate or graduate’s employer.
- “No Salary Information Reported” is the number of graduates for whom, after making reasonable attempts, the school was not able to obtain salary information.



## **STUDENT'S RIGHT TO CANCEL**

The student has a right to cancel this enrollment agreement and obtain a refund. A notice of cancellation or withdrawal must be made in writing. The written request must include the following information: specific timeframes, such as the date the course started and the date of cancellation or withdrawal. Notice of Withdrawal forms are available in the Office of the Registrar. Any student who intends to cancel or withdraw must submit a signed and dated copy of the Notice of Withdrawal Form, or any other form of written notice that includes the required information to:

New York Film Academy  
3300 W. Riverside Dr.  
Burbank, CA 91505

## **REFUND INFORMATION:**

The New York Film Academy will refund 100% of the amount paid for institutional charges, less an administrative processing fee of \$100.00 if notice of cancellation is made through attendance at the first class session, or the seventh class day after enrollment, whichever is later.

Notice of cancellation or withdrawal must be made no later than \_\_\_\_\_.

After the 100% refund period described above, a student may withdraw from a course after instruction has started and receive a pro rata refund (less a non-refundable administrative processing fee of \$100.00) for the unused portion of the tuition and other refundable charges, if the student has completed 60% or less of the term's instruction.

The amount of the refund is calculated based on the student's withdrawal date. Transfer credits will be awarded with a deduction in overall tuition based on a per credit unit cost. Refunds are disbursed within 30 days of the official withdrawal from the school. The withdrawal is dated on the day that the student gave written notice to the school.





**SCHOOL PERFORMANCE FACT SHEET**

**CALENDAR YEARS 2020 & 2021**

**Master of Fine Arts in Documentary Filmmaking – 2 Years**

**On-time Completion Rates (Graduation Rates)**

Include data for the two calendar years prior to reporting

Calendar Year	Number of Students Who Began the Program	Students Available for Graduation	Number of On-time Graduates	On-time Completion Rates
2020	2	2	2	100%
2021	5	5	0	0%

Student’s Initials: \_\_\_\_\_ Date: \_\_\_\_\_

Initial only after you have had sufficient time to read and understand the information.

**Students Completing with 150% of Published Program Length**

Calendar Year	Number of Students Who Began the Program	Students Available for Graduation	150% Graduates	150% Completion Rates
2020	0	0	0	0
2021	0	0	0	0

\*Included only if program is more than one year in length

Student’s Initials: \_\_\_\_\_ Date: \_\_\_\_\_

Initial only after you have had sufficient time to read and understand the information.

# NEW YORK FILM ACADEMY

COLLEGE OF VISUAL AND PERFORMING ARTS

## Job Placement Rates (includes data for the two calendar years prior to reporting)

Calendar Year	Number of Students Who Began the Program	Number of Graduates	Graduates Available for Employment	Graduates Employed in the Field	Placement Rate % Employment in the Field
2020	2	2	2	2	100%
2021	5	0	0	0	0%

You may obtain from the institution a list of the employment positions determined to be in the field for which a student received education and training. Please contact the Compliance Office.

## Gainful Employment Categories (includes data for the two calendar years prior to reporting)

### Part Time vs. Full -Time Employment

Calendar Year	Graduates Employed in the Field 20 to 29 hours per week	Graduates Employed in the Field at least 30 hours per week	Total Graduates Employed in the field
2020	1	1	2
2021	0	0	0

### Single Position vs. Concurrent Aggregated Positions

Calendar Year	Graduates Employed in the Field in a single position	Graduates Employed in the Field concurrent aggregated positions	Total Graduates Employed in the field
2020	2	0	2
2021	0	0	0

# NEW YORK FILM ACADEMY

COLLEGE OF VISUAL AND PERFORMING ARTS

## Self-Employed/Freelance Positions

Calendar Year	Graduates Employed who are self-employed or working freelance	Total Graduates Employed in the field
2020	0	2
2021	0	0

## Institutional Employment

Calendar Year	Graduates Employed in the field who are Employed by the Institution, an Employer Owned by the Institution, or an Employer who shares Ownership with the institution.	Total Graduates Employed in the field
2020	0	2
2021	0	0

**Student's Initials:** \_\_\_\_\_ **Date:** \_\_\_\_\_

**Initial only after you have had sufficient time to read and understand the information.**

### This Program may result in freelance or self-employment.

- The work available to graduates of this program is usually for freelance or self-employment.
- This type of work may not be consistent.
- The period of employment can range from one day to weeks to several months.
- Hours worked in a day or week may be more or less than the traditional 8 hours work day or 40-hour work week.
- You can expect to spend unpaid time expanding your networks, advertising, promoting your services, or honing your skills.
- Once graduates begin to work freelance or are self-employed, they will be asked to provide documentation that they are employed as such so that they may be counted as placed for our job placement records.
- Students initialing this disclosure understand that either a majority or all of this school's graduates are employed in this manner and understand what comprises this work style.

**Student's Initials:** \_\_\_\_\_ **Date:** \_\_\_\_\_

**Initial only after you have had sufficient time to read and understand the information.**



**License Examination Passage Rates – This program does not lead to licensing examinations**

**Salary and Wage Information (includes data for the two calendar years prior to reporting)**

Annual salary and wages reported for graduates employed in the field.

Calendar Year	Graduates Available for Employment	Graduates Employed in the Field	\$5,001 - \$10,000	\$10,001 - \$25,000	\$15,001 - \$20,000	\$60,001 - \$65,000	No Salary Information Reported
2020	2	2	1	1	0	0	0
2021	0	0	0	0	0	0	0

A list of sources used to substantiate salary disclosures is available from the school. Please contact the Compliance Office.

**Student’s Initials:** \_\_\_\_\_ **Date:** \_\_\_\_\_

**Initial only after you have had sufficient time to read and understand the information.**

**COST OF EDUCATIONAL PROGRAM**

Total charges for the program for students completing on-time in 2020: \$96,000; 2021: \$145,083. Additional charges may be incurred if the program is not completed on-time.

**Student’s Initials:** \_\_\_\_\_ **Date:** \_\_\_\_\_

**Initial only after you have had sufficient time to read and understand the information.**



**FEDERAL STUDENT LOAN DEBT**

<b>Calendar Year</b>	<b>Most recent three year cohort default rate, as reported by the United States Department of Education.*</b>	<b>The percentage of enrolled students receiving federal student loans to pay for this program.</b>	<b>The average amount of federal student loan debt of graduates who took out federal student loans at this institution.</b>	<b>The percentage of graduates who took out federal student loans to pay for this Education Program.</b>
<b>2020</b>	3.8%	29%	\$142,449.00	50%
<b>2021</b>	0.5%	14%	\$0	0%

\*The percentage of students who defaulted on their federal student loans is called the Cohort Default Rate (CDR). It shows the percentage of this school’s students who were more than 270 days (9 months) behind on their federal student loans within three years of when the first payment was due. This is the most recent CDR reported by the U.S. Department of Education.

**Student’s Initials:** \_\_\_\_\_ **Date:** \_\_\_\_\_

**Initial only after you have had sufficient time to read and understand the information.**

This fact sheet is filed with the Bureau for Private Postsecondary Education. Regardless of any information you may have relating to the completion rates, starting salaries, or license exam passage rates, this fact sheet contains the information as calculated pursuant to state law.

Any questions a student may have regarding this fact sheet that have not been satisfactorily answered by the institution may be directed to the Bureau for Private Postsecondary Education at 1747 N. Market Blvd, Suite 225, Sacramento, CA 95834, [www.bppe.ca.gov](http://www.bppe.ca.gov), toll-free telephone number (888) 370-7589 or by fax (916) 263-1897.

\_\_\_\_\_  
**Student Name – Print**

\_\_\_\_\_  
**Student Signature**

\_\_\_\_\_  
**School Official**

\_\_\_\_\_  
**Date**

\_\_\_\_\_  
**Date**

## DEFINITIONS

- “Number of Students Who Began the Program” means the number of students who began a program who were scheduled to complete the program within 100% of the published program length within the reporting calendar year and excludes all students who cancelled during the cancellation period.
- “Students Available for Graduation” is the number of students who began the program minus the number of students who have died, been incarcerated, or been called to active military duty.
- “Number of On-time Graduates” is the number of students who completed the program within 100% of the published program length within the reporting calendar year.
- “On-time Completion Rate” is the number of on-time graduates divided by the number of students available for graduation.
- “150% Graduates” is the number of students who completed the program within 150% of the program length (includes on-time graduates).
- “150% Completion Rate” is the number of students who completed the program in the reported calendar year within 150% of the published program length, including on-time graduates, divided by the number of students available for graduation.
- “Graduates Available for Employment” means the number of graduates minus the number of graduates unavailable for employment.
- “Graduates Unavailable for Employment” means the graduates who, after graduation, die, become incarcerated, are called to active military duty, are international students that leave the United States or do not have a visa allowing employment in the United States, or are continuing their education in an accredited or bureau-approved postsecondary institution.
- “Graduates Employed in the Field” means graduates who beginning within six months after a student completes the applicable educational program are gainfully employed, whose employment has been reported, and for whom the institution has documented verification of employment. For occupations for which the state requires passing an examination, the six months period begins after the announcement of the examination results for the first examination available after a student completes an applicable educational program.
- “Placement Rate Employed in the Field” is calculated by dividing the number of graduates gainfully employed in the field by the number of graduates available for employment.
- “Number of Graduates Taking Exam” is the number of graduates who took the first available exam in the reported calendar year.

# NEW YORK FILM ACADEMY

COLLEGE OF VISUAL AND PERFORMING ARTS

- “First Available Exam Date” is the date for the first available exam after a student completed a program.
- “Passage Rate” is calculated by dividing the number of graduates who passed the exam by the number of graduates who took the reported licensing exam.
- “Number Who Passed First Available Exam” is the number of graduates who took and passed the first available licensing exam after completing the program.
- “Salary” is as reported by graduate or graduate’s employer.
- “No Salary Information Reported” is the number of graduates for whom, after making reasonable attempts, the school was not able to obtain salary information.



## **STUDENT'S RIGHT TO CANCEL**

The student has a right to cancel this enrollment agreement and obtain a refund. A notice of cancellation or withdrawal must be made in writing. The written request must include the following information: specific timeframes, such as the date the course started and the date of cancellation or withdrawal. Notice of Withdrawal forms are available in the Office of the Registrar. Any student who intends to cancel or withdraw must submit a signed and dated copy of the Notice of Withdrawal Form, or any other form of written notice that includes the required information to:

New York Film Academy  
3300 W. Riverside Dr.  
Burbank, CA 91505

## **REFUND INFORMATION:**

The New York Film Academy will refund 100% of the amount paid for institutional charges, less an administrative processing fee of \$100.00 if notice of cancellation is made through attendance at the first class session, or the seventh class day after enrollment, whichever is later.

Notice of cancellation or withdrawal must be made no later than \_\_\_\_\_.

After the 100% refund period described above, a student may withdraw from a course after instruction has started and receive a pro rata refund (less a non-refundable administrative processing fee of \$100.00) for the unused portion of the tuition and other refundable charges, if the student has completed 60% or less of the term's instruction.

The amount of the refund is calculated based on the student's withdrawal date. Transfer credits will be awarded with a deduction in overall tuition based on a per credit unit cost. Refunds are disbursed within 30 days of the official withdrawal from the school. The withdrawal is dated on the day that the student gave written notice to the school.





**SCHOOL PERFORMANCE FACT SHEET**

**CALENDAR YEARS 2020 & 2021**

**Master of Fine Arts in Cinematography – 2 Years**

**On-time Completion Rates (Graduation Rates)**

Include data for the two calendar years prior to reporting

Calendar Year	Number of Students Who Began the Program	Students Available for Graduation	Number of On-time Graduates	On-time Completion Rates
2020	34	34	26	77%
2021	34	34	16	47%

Student’s Initials: \_\_\_\_\_ Date: \_\_\_\_\_

Initial only after you have had sufficient time to read and understand the information.

**Students Completing with 150% of Published Program Length**

Calendar Year	Number of Students Who Began the Program	Students Available for Graduation	150% Graduates	150% Completion Rates
2020	0	0	0	0
2021	0	0	0	0

\*Included only if program is more than one year in length

Student’s Initials: \_\_\_\_\_ Date: \_\_\_\_\_

Initial only after you have had sufficient time to read and understand the information.

# NEW YORK FILM ACADEMY

COLLEGE OF VISUAL AND PERFORMING ARTS

## Job Placement Rates (includes data for the two calendar years prior to reporting)

Calendar Year	Number of Students Who Began the Program	Number of Graduates	Graduates Available for Employment	Graduates Employed in the Field	Placement Rate % Employment in the Field
2020	34	26	23	5	22%
2021	34	16	10	2	20%

You may obtain from the institution a list of the employment positions determined to be in the field for which a student received education and training. Please contact the Compliance Office.

## Gainful Employment Categories (includes data for the two calendar years prior to reporting)

### Part Time vs. Full -Time Employment

Calendar Year	Graduates Employed in the Field 20 to 29 hours per week	Graduates Employed in the Field at least 30 hours per week	Total Graduates Employed in the field
2020	0	5	5
2021	0	2	2

### Single Position vs. Concurrent Aggregated Positions

Calendar Year	Graduates Employed in the Field in a single position	Graduates Employed in the Field concurrent aggregated positions	Total Graduates Employed in the field
2020	5	0	5
2021	2	0	2



**Self-Employed/Freelance Positions**

Calendar Year	Graduates Employed who are self-employed or working freelance	Total Graduates Employed in the field
2020	4	5
2021	0	2

**Institutional Employment**

Calendar Year	Graduates Employed in the field who are Employed by the Institution, an Employer Owned by the Institution, or an Employer who shares Ownership with the institution.	Total Graduates Employed in the field
2020	0	5
2021	0	2

**Student's Initials: \_\_\_\_\_ Date: \_\_\_\_\_**

**Initial only after you have had sufficient time to read and understand the information.**

**This Program may result in freelance or self-employment.**

- The work available to graduates of this program is usually for freelance or self-employment.
- This type of work may not be consistent.
- The period of employment can range from one day to weeks to several months.
- Hours worked in a day or week may be more or less than the traditional 8 hours work day or 40-hour work week.
- You can expect to spend unpaid time expanding your networks, advertising, promoting your services, or honing your skills.
- Once graduates begin to work freelance or are self-employed, they will be asked to provide documentation that they are employed as such so that they may be counted as placed for our job placement records.
- Students initialing this disclosure understand that either a majority or all of this school's graduates are employed in this manner and understand what comprises this work style.

**Student's Initials: \_\_\_\_\_ Date: \_\_\_\_\_**

**Initial only after you have had sufficient time to read and understand the information.**



**License Examination Passage Rates – This program does not lead to licensing examinations**

**Salary and Wage Information (includes data for the two calendar years prior to reporting)**

Annual salary and wages reported for graduates employed in the field.

Calendar Year	Graduates Available for Employment	Graduates Employed in the Field	\$0 - \$5,000	\$15,001 - \$20,000	\$20,001 - \$25,000	\$25,001 - \$30,000	\$75,001 - \$80,000	No Salary Information Reported
2020	23	5	1	1	2	1	0	0
2021	10	2	0	1	0	0	1	0

A list of sources used to substantiate salary disclosures is available from the school. Please contact the Compliance Office.

**Student’s Initials:** \_\_\_\_\_ **Date:** \_\_\_\_\_

**Initial only after you have had sufficient time to read and understand the information.**

**COST OF EDUCATIONAL PROGRAM**

Total charges for the program for students completing on-time in 2020: \$104,385; 2021: \$161,563. Additional charges may be incurred if the program is not completed on-time.

**Student’s Initials:** \_\_\_\_\_ **Date:** \_\_\_\_\_

**Initial only after you have had sufficient time to read and understand the information.**

# NEW YORK FILM ACADEMY

COLLEGE OF VISUAL AND PERFORMING ARTS

## FEDERAL STUDENT LOAN DEBT

Calendar Year	Most recent three year cohort default rate, as reported by the United States Department of Education.*	The percentage of enrolled students receiving federal student loans to pay for this program.	The average amount of federal student loan debt of graduates who took out federal student loans at this institution.	The percentage of graduates who took out federal student loans to pay for this Education Program.
<b>2020</b>	3.8%	12%	\$122,230.80	16%
<b>2021</b>	0.5%	14%	\$146,374.80	19%

\*The percentage of students who defaulted on their federal student loans is called the Cohort Default Rate (CDR). It shows the percentage of this school's students who were more than 270 days (9 months) behind on their federal student loans within three years of when the first payment was due. This is the most recent CDR reported by the U.S. Department of Education.

**Student's Initials:** \_\_\_\_\_ **Date:** \_\_\_\_\_

**Initial only after you have had sufficient time to read and understand the information.**

This fact sheet is filed with the Bureau for Private Postsecondary Education. Regardless of any information you may have relating to the completion rates, starting salaries, or license exam passage rates, this fact sheet contains the information as calculated pursuant to state law.

Any questions a student may have regarding this fact sheet that have not been satisfactorily answered by the institution may be directed to the Bureau for Private Postsecondary Education at 1747 N. Market Blvd, Suite 225, Sacramento, CA 95834, [www.bppe.ca.gov](http://www.bppe.ca.gov), toll-free telephone number (888) 370-7589 or by fax (916) 263-1897.

\_\_\_\_\_  
**Student Name – Print**

\_\_\_\_\_  
**Student Signature**

\_\_\_\_\_  
**School Official**

\_\_\_\_\_  
**Date**

\_\_\_\_\_  
**Date**

## DEFINITIONS

- “Number of Students Who Began the Program” means the number of students who began a program who were scheduled to complete the program within 100% of the published program length within the reporting calendar year and excludes all students who cancelled during the cancellation period.
- “Students Available for Graduation” is the number of students who began the program minus the number of students who have died, been incarcerated, or been called to active military duty.
- “Number of On-time Graduates” is the number of students who completed the program within 100% of the published program length within the reporting calendar year.
- “On-time Completion Rate” is the number of on-time graduates divided by the number of students available for graduation.
- “150% Graduates” is the number of students who completed the program within 150% of the program length (includes on-time graduates).
- “150% Completion Rate” is the number of students who completed the program in the reported calendar year within 150% of the published program length, including on-time graduates, divided by the number of students available for graduation.
- “Graduates Available for Employment” means the number of graduates minus the number of graduates unavailable for employment.
- “Graduates Unavailable for Employment” means the graduates who, after graduation, die, become incarcerated, are called to active military duty, are international students that leave the United States or do not have a visa allowing employment in the United States, or are continuing their education in an accredited or bureau-approved postsecondary institution.
- “Graduates Employed in the Field” means graduates who beginning within six months after a student completes the applicable educational program are gainfully employed, whose employment has been reported, and for whom the institution has documented verification of employment. For occupations for which the state requires passing an examination, the six months period begins after the announcement of the examination results for the first examination available after a student completes an applicable educational program.
- “Placement Rate Employed in the Field” is calculated by dividing the number of graduates gainfully employed in the field by the number of graduates available for employment.
- “Number of Graduates Taking Exam” is the number of graduates who took the first available exam in the reported calendar year.

# NEW YORK FILM ACADEMY

COLLEGE OF VISUAL AND PERFORMING ARTS

- “First Available Exam Date” is the date for the first available exam after a student completed a program.
- “Passage Rate” is calculated by dividing the number of graduates who passed the exam by the number of graduates who took the reported licensing exam.
- “Number Who Passed First Available Exam” is the number of graduates who took and passed the first available licensing exam after completing the program.
- “Salary” is as reported by graduate or graduate’s employer.
- “No Salary Information Reported” is the number of graduates for whom, after making reasonable attempts, the school was not able to obtain salary information.



## **STUDENT'S RIGHT TO CANCEL**

The student has a right to cancel this enrollment agreement and obtain a refund. A notice of cancellation or withdrawal must be made in writing. The written request must include the following information: specific timeframes, such as the date the course started and the date of cancellation or withdrawal. Notice of Withdrawal forms are available in the Office of the Registrar. Any student who intends to cancel or withdraw must submit a signed and dated copy of the Notice of Withdrawal Form, or any other form of written notice that includes the required information to:

New York Film Academy  
3300 W. Riverside Dr.  
Burbank, CA 91505

## **REFUND INFORMATION:**

The New York Film Academy will refund 100% of the amount paid for institutional charges, less an administrative processing fee of \$100.00 if notice of cancellation is made through attendance at the first class session, or the seventh class day after enrollment, whichever is later.

Notice of cancellation or withdrawal must be made no later than \_\_\_\_\_.

After the 100% refund period described above, a student may withdraw from a course after instruction has started and receive a pro rata refund (less a non-refundable administrative processing fee of \$100.00) for the unused portion of the tuition and other refundable charges, if the student has completed 60% or less of the term's instruction.

The amount of the refund is calculated based on the student's withdrawal date. Transfer credits will be awarded with a deduction in overall tuition based on a per credit unit cost. Refunds are disbursed within 30 days of the official withdrawal from the school. The withdrawal is dated on the day that the student gave written notice to the school.





**SCHOOL PERFORMANCE FACT SHEET**

**CALENDAR YEARS 2020 & 2021**

**Master of Fine Arts in Acting for Film – 2 Years**

**On-time Completion Rates (Graduation Rates)**

Include data for the two calendar years prior to reporting

Calendar Year	Number of Students Who Began the Program	Students Available for Graduation	Number of On-time Graduates	On-time Completion Rates
2020	34	34	29	85%
2021	32	32	24	75%

Student’s Initials: \_\_\_\_\_ Date: \_\_\_\_\_

Initial only after you have had sufficient time to read and understand the information.

**Students Completing with 150% of Published Program Length**

Calendar Year	Number of Students Who Began the Program	Students Available for Graduation	150% Graduates	150% Completion Rates
2020	0	0	0	0
2021	0	0	0	0

\*Included only if program is more than one year in length

Student’s Initials: \_\_\_\_\_ Date: \_\_\_\_\_

Initial only after you have had sufficient time to read and understand the information.

# NEW YORK FILM ACADEMY

COLLEGE OF VISUAL AND PERFORMING ARTS

## Job Placement Rates (includes data for the two calendar years prior to reporting)

Calendar Year	Number of Students Who Began the Program	Number of Graduates	Graduates Available for Employment	Graduates Employed in the Field	Placement Rate % Employment in the Field
2020	34	29	22	1	5%
2021	32	24	21	2	10%

You may obtain from the institution a list of the employment positions determined to be in the field for which a student received education and training. Please contact the Compliance Office.

## Gainful Employment Categories (includes data for the two calendar years prior to reporting)

### Part Time vs. Full -Time Employment

Calendar Year	Graduates Employed in the Field 20 to 29 hours per week	Graduates Employed in the Field at least 30 hours per week	Total Graduates Employed in the field
2020	0	0	1
2021	0	2	2

### Single Position vs. Concurrent Aggregated Positions

Calendar Year	Graduates Employed in the Field in a single position	Graduates Employed in the Field concurrent aggregated positions	Total Graduates Employed in the field
2020	0	0	1
2021	2	0	2

**Self-Employed/Freelance Positions**

Calendar Year	Graduates Employed who are self-employed or working freelance	Total Graduates Employed in the field
2020	1	1
2021	2	2

**Institutional Employment**

Calendar Year	Graduates Employed in the field who are Employed by the Institution, an Employer Owned by the Institution, or an Employer who shares Ownership with the institution.	Total Graduates Employed in the field
2020	0	1
2021	0	2

**Student's Initials: \_\_\_\_\_ Date: \_\_\_\_\_**

**Initial only after you have had sufficient time to read and understand the information.**

**This Program may result in freelance or self-employment.**

- The work available to graduates of this program is usually for freelance or self-employment.
- This type of work may not be consistent.
- The period of employment can range from one day to weeks to several months.
- Hours worked in a day or week may be more or less than the traditional 8 hours work day or 40-hour work week.
- You can expect to spend unpaid time expanding your networks, advertising, promoting your services, or honing your skills.
- Once graduates begin to work freelance or are self-employed, they will be asked to provide documentation that they are employed as such so that they may be counted as placed for our job placement records.
- Students initialing this disclosure understand that either a majority or all of this school's graduates are employed in this manner and understand what comprises this work style.

**Student's Initials: \_\_\_\_\_ Date: \_\_\_\_\_**

**Initial only after you have had sufficient time to read and understand the information.**



**License Examination Passage Rates – This program does not lead to licensing examinations**

**Salary and Wage Information (includes data for the two calendar years prior to reporting)**

Annual salary and wages reported for graduates employed in the field.

Calendar Year	Graduates Available for Employment	Graduates Employed in the Field	\$0 - \$5,000	\$5,001 - \$10,000	\$15,001 - \$20,000	\$20,001 - \$25,000	\$50,001 - \$55,000	No Salary Information Reported
2020	22	1	1	0	0	0	0	0
2021	21	2	1	1	0	0	0	0

A list of sources used to substantiate salary disclosures is available from the school. Please contact the Compliance Office.

**Student’s Initials: \_\_\_\_\_ Date: \_\_\_\_\_**

**Initial only after you have had sufficient time to read and understand the information.**

**COST OF EDUCATIONAL PROGRAM**

Total charges for the program for students completing on-time in 2020: \$86,030; 2021: \$137,228. Additional charges may be incurred if the program is not completed on-time.

**Student’s Initials: \_\_\_\_\_ Date: \_\_\_\_\_**

**Initial only after you have had sufficient time to read and understand the information.**



**FEDERAL STUDENT LOAN DEBT**

<b>Calendar Year</b>	<b>Most recent three year cohort default rate, as reported by the United States Department of Education.*</b>	<b>The percentage of enrolled students receiving federal student loans to pay for this program.</b>	<b>The average amount of federal student loan debt of graduates who took out federal student loans at this institution.</b>	<b>The percentage of graduates who took out federal student loans to pay for this Education Program.</b>
<b>2020</b>	3.8%	45%	\$80,411.31	41%
<b>2021</b>	0.5%	41%	\$88,103.78	31%

\*The percentage of students who defaulted on their federal student loans is called the Cohort Default Rate (CDR). It shows the percentage of this school’s students who were more than 270 days (9 months) behind on their federal student loans within three years of when the first payment was due. This is the most recent CDR reported by the U.S. Department of Education.

**Student’s Initials:** \_\_\_\_\_ **Date:** \_\_\_\_\_

**Initial only after you have had sufficient time to read and understand the information.**

This fact sheet is filed with the Bureau for Private Postsecondary Education. Regardless of any information you may have relating to the completion rates, starting salaries, or license exam passage rates, this fact sheet contains the information as calculated pursuant to state law.

Any questions a student may have regarding this fact sheet that have not been satisfactorily answered by the institution may be directed to the Bureau for Private Postsecondary Education at 1747 N. Market Blvd, Suite 225, Sacramento, CA 95834, [www.bppe.ca.gov](http://www.bppe.ca.gov), toll-free telephone number (888) 370-7589 or by fax (916) 263-1897.

\_\_\_\_\_  
**Student Name – Print**

\_\_\_\_\_  
**Student Signature**

\_\_\_\_\_  
**School Official**

\_\_\_\_\_  
**Date**

\_\_\_\_\_  
**Date**

## DEFINITIONS

- “Number of Students Who Began the Program” means the number of students who began a program who were scheduled to complete the program within 100% of the published program length within the reporting calendar year and excludes all students who cancelled during the cancellation period.
- “Students Available for Graduation” is the number of students who began the program minus the number of students who have died, been incarcerated, or been called to active military duty.
- “Number of On-time Graduates” is the number of students who completed the program within 100% of the published program length within the reporting calendar year.
- “On-time Completion Rate” is the number of on-time graduates divided by the number of students available for graduation.
- “150% Graduates” is the number of students who completed the program within 150% of the program length (includes on-time graduates).
- “150% Completion Rate” is the number of students who completed the program in the reported calendar year within 150% of the published program length, including on-time graduates, divided by the number of students available for graduation.
- “Graduates Available for Employment” means the number of graduates minus the number of graduates unavailable for employment.
- “Graduates Unavailable for Employment” means the graduates who, after graduation, die, become incarcerated, are called to active military duty, are international students that leave the United States or do not have a visa allowing employment in the United States, or are continuing their education in an accredited or bureau-approved postsecondary institution.
- “Graduates Employed in the Field” means graduates who beginning within six months after a student completes the applicable educational program are gainfully employed, whose employment has been reported, and for whom the institution has documented verification of employment. For occupations for which the state requires passing an examination, the six months period begins after the announcement of the examination results for the first examination available after a student completes an applicable educational program.
- “Placement Rate Employed in the Field” is calculated by dividing the number of graduates gainfully employed in the field by the number of graduates available for employment.
- “Number of Graduates Taking Exam” is the number of graduates who took the first available exam in the reported calendar year.

# NEW YORK FILM ACADEMY

COLLEGE OF VISUAL AND PERFORMING ARTS

- “First Available Exam Date” is the date for the first available exam after a student completed a program.
- “Passage Rate” is calculated by dividing the number of graduates who passed the exam by the number of graduates who took the reported licensing exam.
- “Number Who Passed First Available Exam” is the number of graduates who took and passed the first available licensing exam after completing the program.
- “Salary” is as reported by graduate or graduate’s employer.
- “No Salary Information Reported” is the number of graduates for whom, after making reasonable attempts, the school was not able to obtain salary information.



## **STUDENT'S RIGHT TO CANCEL**

The student has a right to cancel this enrollment agreement and obtain a refund. A notice of cancellation or withdrawal must be made in writing. The written request must include the following information: specific timeframes, such as the date the course started and the date of cancellation or withdrawal. Notice of Withdrawal forms are available in the Office of the Registrar. Any student who intends to cancel or withdraw must submit a signed and dated copy of the Notice of Withdrawal Form, or any other form of written notice that includes the required information to:

New York Film Academy  
3300 W. Riverside Dr.  
Burbank, CA 91505

## **REFUND INFORMATION:**

The New York Film Academy will refund 100% of the amount paid for institutional charges, less an administrative processing fee of \$100.00 if notice of cancellation is made through attendance at the first class session, or the seventh class day after enrollment, whichever is later.

Notice of cancellation or withdrawal must be made no later than \_\_\_\_\_.

After the 100% refund period described above, a student may withdraw from a course after instruction has started and receive a pro rata refund (less a non-refundable administrative processing fee of \$100.00) for the unused portion of the tuition and other refundable charges, if the student has completed 60% or less of the term's instruction.

The amount of the refund is calculated based on the student's withdrawal date. Transfer credits will be awarded with a deduction in overall tuition based on a per credit unit cost. Refunds are disbursed within 30 days of the official withdrawal from the school. The withdrawal is dated on the day that the student gave written notice to the school.





**SCHOOL PERFORMANCE FACT SHEET**

**CALENDAR YEARS 2020 & 2021**

**Master of Fine Arts in 3-D Animation and Visual Effects – 2 Years**

**On-time Completion Rates (Graduation Rates)**

Include data for the two calendar years prior to reporting

Calendar Year	Number of Students Who Began the Program	Students Available for Graduation	Number of On-time Graduates	On-time Completion Rates
2020	1	1	0	0%
2021	6	6	4	67%

Student’s Initials: \_\_\_\_\_ Date: \_\_\_\_\_

Initial only after you have had sufficient time to read and understand the information.

**Students Completing with 150% of Published Program Length**

Calendar Year	Number of Students Who Began the Program	Students Available for Graduation	150% Graduates	150% Completion Rates
2020	0	0	0	0
2021	0	0	0	0

\*Included only if program is more than one year in length

Student’s Initials: \_\_\_\_\_ Date: \_\_\_\_\_

Initial only after you have had sufficient time to read and understand the information.

# NEW YORK FILM ACADEMY

COLLEGE OF VISUAL AND PERFORMING ARTS

## Job Placement Rates (includes data for the two calendar years prior to reporting)

Calendar Year	Number of Students Who Began the Program	Number of Graduates	Graduates Available for Employment	Graduates Employed in the Field	Placement Rate % Employment in the Field
2020	1	0	0	0	0%
2021	6	4	4	2	50%

You may obtain from the institution a list of the employment positions determined to be in the field for which a student received education and training. Please contact the Compliance Office.

## Gainful Employment Categories (includes data for the two calendar years prior to reporting)

### Part Time vs. Full -Time Employment

Calendar Year	Graduates Employed in the Field 20 to 29 hours per week	Graduates Employed in the Field at least 30 hours per week	Total Graduates Employed in the field
2020	0	0	0
2021	0	2	2

### Single Position vs. Concurrent Aggregated Positions

Calendar Year	Graduates Employed in the Field in a single position	Graduates Employed in the Field concurrent aggregated positions	Total Graduates Employed in the field
2020	0	0	0
2021	2	0	2

**Self-Employed/Freelance Positions**

Calendar Year	Graduates Employed who are self-employed or working freelance	Total Graduates Employed in the field
2020	0	0
2021	1	2

**Institutional Employment**

Calendar Year	Graduates Employed in the field who are Employed by the Institution, an Employer Owned by the Institution, or an Employer who shares Ownership with the institution.	Total Graduates Employed in the field
2020	0	0
2021	0	2

**Student's Initials: \_\_\_\_\_ Date: \_\_\_\_\_**

**Initial only after you have had sufficient time to read and understand the information.**

**This Program may result in freelance or self-employment.**

- The work available to graduates of this program is usually for freelance or self-employment.
- This type of work may not be consistent.
- The period of employment can range from one day to weeks to several months.
- Hours worked in a day or week may be more or less than the traditional 8 hours work day or 40-hour work week.
- You can expect to spend unpaid time expanding your networks, advertising, promoting your services, or honing your skills.
- Once graduates begin to work freelance or are self-employed, they will be asked to provide documentation that they are employed as such so that they may be counted as placed for our job placement records.
- Students initialing this disclosure understand that either a majority or all of this school's graduates are employed in this manner and understand what comprises this work style.

**Student's Initials: \_\_\_\_\_ Date: \_\_\_\_\_**

**Initial only after you have had sufficient time to read and understand the information.**



**License Examination Passage Rates – This program does not lead to licensing examinations**

**Salary and Wage Information (includes data for the two calendar years prior to reporting)**

Annual salary and wages reported for graduates employed in the field.

Calendar Year	Graduates Available for Employment	Graduates Employed in the Field	\$25,001	\$40,001	\$45,001	\$75,001	No Salary Information Reported
			- \$30,000	- \$45,000	- \$50,000	- \$80,000	
2020	0	0	0	0	0	0	0
2021	4	2	0	0	1	1	0

A list of sources used to substantiate salary disclosures is available from the school. Please contact the Compliance Office.

**Student’s Initials: \_\_\_\_\_ Date: \_\_\_\_\_**

**Initial only after you have had sufficient time to read and understand the information.**

**COST OF EDUCATIONAL PROGRAM**

Total charges for the program for students completing on-time in 2020: \$73,556; 2021: \$76,920. Additional charges may be incurred if the program is not completed on-time.

**Student’s Initials: \_\_\_\_\_ Date: \_\_\_\_\_**

**Initial only after you have had sufficient time to read and understand the information.**



**FEDERAL STUDENT LOAN DEBT**

<b>Calendar Year</b>	<b>Most recent three year cohort default rate, as reported by the United States Department of Education.*</b>	<b>The percentage of enrolled students receiving federal student loans to pay for this program.</b>	<b>The average amount of federal student loan debt of graduates who took out federal student loans at this institution.</b>	<b>The percentage of graduates who took out federal student loans to pay for this Education Program.</b>
<b>2020</b>	3.8%	20%	\$0	0%
<b>2021</b>	0.5%	0%	\$0	0%

\*The percentage of students who defaulted on their federal student loans is called the Cohort Default Rate (CDR). It shows the percentage of this school’s students who were more than 270 days (9 months) behind on their federal student loans within three years of when the first payment was due. This is the most recent CDR reported by the U.S. Department of Education.

**Student’s Initials:** \_\_\_\_\_ **Date:** \_\_\_\_\_

**Initial only after you have had sufficient time to read and understand the information.**

This fact sheet is filed with the Bureau for Private Postsecondary Education. Regardless of any information you may have relating to the completion rates, starting salaries, or license exam passage rates, this fact sheet contains the information as calculated pursuant to state law.

Any questions a student may have regarding this fact sheet that have not been satisfactorily answered by the institution may be directed to the Bureau for Private Postsecondary Education at 1747 N. Market Blvd, Suite 225, Sacramento, CA 95834, [www.bppe.ca.gov](http://www.bppe.ca.gov), toll-free telephone number (888) 370-7589 or by fax (916) 263-1897.

\_\_\_\_\_  
**Student Name – Print**

\_\_\_\_\_  
**Student Signature**

\_\_\_\_\_  
**School Official**

\_\_\_\_\_  
**Date**

\_\_\_\_\_  
**Date**

## DEFINITIONS

- “Number of Students Who Began the Program” means the number of students who began a program who were scheduled to complete the program within 100% of the published program length within the reporting calendar year and excludes all students who cancelled during the cancellation period.
- “Students Available for Graduation” is the number of students who began the program minus the number of students who have died, been incarcerated, or been called to active military duty.
- “Number of On-time Graduates” is the number of students who completed the program within 100% of the published program length within the reporting calendar year.
- “On-time Completion Rate” is the number of on-time graduates divided by the number of students available for graduation.
- “150% Graduates” is the number of students who completed the program within 150% of the program length (includes on-time graduates).
- “150% Completion Rate” is the number of students who completed the program in the reported calendar year within 150% of the published program length, including on-time graduates, divided by the number of students available for graduation.
- “Graduates Available for Employment” means the number of graduates minus the number of graduates unavailable for employment.
- “Graduates Unavailable for Employment” means the graduates who, after graduation, die, become incarcerated, are called to active military duty, are international students that leave the United States or do not have a visa allowing employment in the United States, or are continuing their education in an accredited or bureau-approved postsecondary institution.
- “Graduates Employed in the Field” means graduates who beginning within six months after a student completes the applicable educational program are gainfully employed, whose employment has been reported, and for whom the institution has documented verification of employment. For occupations for which the state requires passing an examination, the six months period begins after the announcement of the examination results for the first examination available after a student completes an applicable educational program.
- “Placement Rate Employed in the Field” is calculated by dividing the number of graduates gainfully employed in the field by the number of graduates available for employment.
- “Number of Graduates Taking Exam” is the number of graduates who took the first available exam in the reported calendar year.

- “First Available Exam Date” is the date for the first available exam after a student completed a program.
- “Passage Rate” is calculated by dividing the number of graduates who passed the exam by the number of graduates who took the reported licensing exam.
- “Number Who Passed First Available Exam” is the number of graduates who took and passed the first available licensing exam after completing the program.
- “Salary” is as reported by graduate or graduate’s employer.
- “No Salary Information Reported” is the number of graduates for whom, after making reasonable attempts, the school was not able to obtain salary information.



## **STUDENT'S RIGHT TO CANCEL**

The student has a right to cancel this enrollment agreement and obtain a refund. A notice of cancellation or withdrawal must be made in writing. The written request must include the following information: specific timeframes, such as the date the course started and the date of cancellation or withdrawal. Notice of Withdrawal forms are available in the Office of the Registrar. Any student who intends to cancel or withdraw must submit a signed and dated copy of the Notice of Withdrawal Form, or any other form of written notice that includes the required information to:

New York Film Academy  
3300 W. Riverside Dr.  
Burbank, CA 91505

## **REFUND INFORMATION:**

The New York Film Academy will refund 100% of the amount paid for institutional charges, less an administrative processing fee of \$100.00 if notice of cancellation is made through attendance at the first class session, or the seventh class day after enrollment, whichever is later.

Notice of cancellation or withdrawal must be made no later than \_\_\_\_\_.

After the 100% refund period described above, a student may withdraw from a course after instruction has started and receive a pro rata refund (less a non-refundable administrative processing fee of \$100.00) for the unused portion of the tuition and other refundable charges, if the student has completed 60% or less of the term's instruction.

The amount of the refund is calculated based on the student's withdrawal date. Transfer credits will be awarded with a deduction in overall tuition based on a per credit unit cost. Refunds are disbursed within 30 days of the official withdrawal from the school. The withdrawal is dated on the day that the student gave written notice to the school.



**NEW YORK  
FILM ACADEMY**

COLLEGE OF VISUAL AND PERFORMING ARTS



**SCHOOL PERFORMANCE FACT SHEET**

**CALENDAR YEARS 2020 & 2021**

**Master of Arts in Screenwriting – 1 Year**

**On-time Completion Rates (Graduation Rates)**

Include data for the two calendar years prior to reporting

Calendar Year	Number of Students Who Began the Program	Students Available for Graduation	Number of On-time Graduates	On-time Completion Rates
2020	0	0	0	0%
2021	0	0	0	0%

Student’s Initials: \_\_\_\_\_ Date: \_\_\_\_\_

Initial only after you have had sufficient time to read and understand the information.

**Students Completing with 150% of Published Program Length**

Calendar Year	Number of Students Who Began the Program	Students Available for Graduation	150% Graduates	150% Completion Rates
2020	0	0	0	0
2021	0	0	0	0

\*Included only if program is more than one year in length

Student’s Initials: \_\_\_\_\_ Date: \_\_\_\_\_

Initial only after you have had sufficient time to read and understand the information.

# NEW YORK FILM ACADEMY

COLLEGE OF VISUAL AND PERFORMING ARTS

## Job Placement Rates (includes data for the two calendar years prior to reporting)

Calendar Year	Number of Students Who Began the Program	Number of Graduates	Graduates Available for Employment	Graduates Employed in the Field	Placement Rate % Employment in the Field
2020	0	0	0	0	0%
2021	0	0	0	0	0%

You may obtain from the institution a list of the employment positions determined to be in the field for which a student received education and training. Please contact the Compliance Office.

## Gainful Employment Categories (includes data for the two calendar years prior to reporting)

### Part Time vs. Full -Time Employment

Calendar Year	Graduates Employed in the Field 20 to 29 hours per week	Graduates Employed in the Field at least 30 hours per week	Total Graduates Employed in the field
2020	0	0	0
2021	0	0	0

### Single Position vs. Concurrent Aggregated Positions

Calendar Year	Graduates Employed in the Field in a single position	Graduates Employed in the Field concurrent aggregated positions	Total Graduates Employed in the field
2020	0	0	0
2021	0	0	0

**Self-Employed/Freelance Positions**

Calendar Year	Graduates Employed who are self-employed or working freelance	Total Graduates Employed in the field
2020	0	0
2021	0	0

**Institutional Employment**

Calendar Year	Graduates Employed in the field who are Employed by the Institution, an Employer Owned by the Institution, or an Employer who shares Ownership with the institution.	Total Graduates Employed in the field
2020	0	0
2021	0	0

**Student's Initials: \_\_\_\_\_ Date: \_\_\_\_\_**

**Initial only after you have had sufficient time to read and understand the information.**

**This Program may result in freelance or self-employment.**

- The work available to graduates of this program is usually for freelance or self-employment.
- This type of work may not be consistent.
- The period of employment can range from one day to weeks to several months.
- Hours worked in a day or week may be more or less than the traditional 8 hours work day or 40-hour work week.
- You can expect to spend unpaid time expanding your networks, advertising, promoting your services, or honing your skills.
- Once graduates begin to work freelance or are self-employed, they will be asked to provide documentation that they are employed as such so that they may be counted as placed for our job placement records.
- Students initialing this disclosure understand that either a majority or all of this school's graduates are employed in this manner and understand what comprises this work style.

**Student's Initials: \_\_\_\_\_ Date: \_\_\_\_\_**

**Initial only after you have had sufficient time to read and understand the information.**



**License Examination Passage Rates – This program does not lead to licensing examinations**

**Salary and Wage Information (includes data for the two calendar years prior to reporting)**

Annual salary and wages reported for graduates employed in the field.

Calendar Year	Graduates Available for Employment	Graduates Employed in the Field	\$5,001 - \$10,000	\$25,001 - \$30,000	\$35,001 - \$40,000	\$45,001 - \$50,000	No Salary Information Reported
2020	0	0	0	0	0	0	0
2021	0	0	0	0	0	0	0

A list of sources used to substantiate salary disclosures is available from the school. Please contact the Compliance Office.

**Student’s Initials: \_\_\_\_\_ Date: \_\_\_\_\_**

**Initial only after you have had sufficient time to read and understand the information.**

**COST OF EDUCATIONAL PROGRAM**

Total charges for the program for students completing on-time in 2020: \$32,004; 2021: \$32,004. Additional charges may be incurred if the program is not completed on-time.

**Student’s Initials: \_\_\_\_\_ Date: \_\_\_\_\_**

**Initial only after you have had sufficient time to read and understand the information.**



**FEDERAL STUDENT LOAN DEBT**

Calendar Year	Most recent three year cohort default rate, as reported by the United States Department of Education.*	The percentage of enrolled students receiving federal student loans to pay for this program.	The average amount of federal student loan debt of graduates who took out federal student loans at this institution.	The percentage of graduates who took out federal student loans to pay for this Education Program.
2020	3.8%	0%	\$0	0%
2021	0.5%	0%	\$0	0%

\*The percentage of students who defaulted on their federal student loans is called the Cohort Default Rate (CDR). It shows the percentage of this school’s students who were more than 270 days (9 months) behind on their federal student loans within three years of when the first payment was due. This is the most recent CDR reported by the U.S. Department of Education.

**Student’s Initials:** \_\_\_\_\_ **Date:** \_\_\_\_\_

**Initial only after you have had sufficient time to read and understand the information.**

This fact sheet is filed with the Bureau for Private Postsecondary Education. Regardless of any information you may have relating to the completion rates, starting salaries, or license exam passage rates, this fact sheet contains the information as calculated pursuant to state law.

Any questions a student may have regarding this fact sheet that have not been satisfactorily answered by the institution may be directed to the Bureau for Private Postsecondary Education at 1747 N. Market Blvd, Suite 225, Sacramento, CA 95834, [www.bppe.ca.gov](http://www.bppe.ca.gov), toll-free telephone number (888) 370-7589 or by fax (916) 263-1897.

\_\_\_\_\_  
**Student Name – Print**

\_\_\_\_\_  
**Student Signature**

\_\_\_\_\_  
**School Official**

\_\_\_\_\_  
**Date**

\_\_\_\_\_  
**Date**

## DEFINITIONS

- “Number of Students Who Began the Program” means the number of students who began a program who were scheduled to complete the program within 100% of the published program length within the reporting calendar year and excludes all students who cancelled during the cancellation period.
- “Students Available for Graduation” is the number of students who began the program minus the number of students who have died, been incarcerated, or been called to active military duty.
- “Number of On-time Graduates” is the number of students who completed the program within 100% of the published program length within the reporting calendar year.
- “On-time Completion Rate” is the number of on-time graduates divided by the number of students available for graduation.
- “150% Graduates” is the number of students who completed the program within 150% of the program length (includes on-time graduates).
- “150% Completion Rate” is the number of students who completed the program in the reported calendar year within 150% of the published program length, including on-time graduates, divided by the number of students available for graduation.
- “Graduates Available for Employment” means the number of graduates minus the number of graduates unavailable for employment.
- “Graduates Unavailable for Employment” means the graduates who, after graduation, die, become incarcerated, are called to active military duty, are international students that leave the United States or do not have a visa allowing employment in the United States, or are continuing their education in an accredited or bureau-approved postsecondary institution.
- “Graduates Employed in the Field” means graduates who beginning within six months after a student completes the applicable educational program are gainfully employed, whose employment has been reported, and for whom the institution has documented verification of employment. For occupations for which the state requires passing an examination, the six months period begins after the announcement of the examination results for the first examination available after a student completes an applicable educational program.
- “Placement Rate Employed in the Field” is calculated by dividing the number of graduates gainfully employed in the field by the number of graduates available for employment.
- “Number of Graduates Taking Exam” is the number of graduates who took the first available exam in the reported calendar year.

# NEW YORK FILM ACADEMY

COLLEGE OF VISUAL AND PERFORMING ARTS

- “First Available Exam Date” is the date for the first available exam after a student completed a program.
- “Passage Rate” is calculated by dividing the number of graduates who passed the exam by the number of graduates who took the reported licensing exam.
- “Number Who Passed First Available Exam” is the number of graduates who took and passed the first available licensing exam after completing the program.
- “Salary” is as reported by graduate or graduate’s employer.
- “No Salary Information Reported” is the number of graduates for whom, after making reasonable attempts, the school was not able to obtain salary information.





## **STUDENT'S RIGHT TO CANCEL**

The student has a right to cancel this enrollment agreement and obtain a refund. A notice of cancellation or withdrawal must be made in writing. The written request must include the following information: specific timeframes, such as the date the course started and the date of cancellation or withdrawal. Notice of Withdrawal forms are available in the Office of the Registrar. Any student who intends to cancel or withdraw must submit a signed and dated copy of the Notice of Withdrawal Form, or any other form of written notice that includes the required information to:

New York Film Academy  
3300 W. Riverside Dr.  
Burbank, CA 91505

## **REFUND INFORMATION:**

The New York Film Academy will refund 100% of the amount paid for institutional charges, less an administrative processing fee of \$100.00 if notice of cancellation is made through attendance at the first class session, or the seventh class day after enrollment, whichever is later.

Notice of cancellation or withdrawal must be made no later than \_\_\_\_\_.

After the 100% refund period described above, a student may withdraw from a course after instruction has started and receive a pro rata refund (less a non-refundable administrative processing fee of \$100.00) for the unused portion of the tuition and other refundable charges, if the student has completed 60% or less of the term's instruction.

The amount of the refund is calculated based on the student's withdrawal date. Transfer credits will be awarded with a deduction in overall tuition based on a per credit unit cost. Refunds are disbursed within 30 days of the official withdrawal from the school. The withdrawal is dated on the day that the student gave written notice to the school.



**SCHOOL PERFORMANCE FACT SHEET**

**CALENDAR YEARS 2020 & 2021**

**Master of Arts in Producing – 1 Year**

**On-time Completion Rates (Graduation Rates)**

Include data for the two calendar years prior to reporting

Calendar Year	Number of Students Who Began the Program	Students Available for Graduation	Number of On-time Graduates	On-time Completion Rates
2020	14	14	11	79%
2021	8	8	7	88%

Student’s Initials: \_\_\_\_\_ Date: \_\_\_\_\_

Initial only after you have had sufficient time to read and understand the information.

**Students Completing with 150% of Published Program Length**

Calendar Year	Number of Students Who Began the Program	Students Available for Graduation	150% Graduates	150% Completion Rates
2020	0	0	0	0
2021	0	0	0	0

\*Included only if program is more than one year in length

Student’s Initials: \_\_\_\_\_ Date: \_\_\_\_\_

Initial only after you have had sufficient time to read and understand the information.

# NEW YORK FILM ACADEMY

COLLEGE OF VISUAL AND PERFORMING ARTS

## Job Placement Rates (includes data for the two calendar years prior to reporting)

Calendar Year	Number of Students Who Began the Program	Number of Graduates	Graduates Available for Employment	Graduates Employed in the Field	Placement Rate % Employment in the Field
2020	14	11	11	2	18%
2021	8	7	4	1	25%

You may obtain from the institution a list of the employment positions determined to be in the field for which a student received education and training. Please contact the Compliance Office.

## Gainful Employment Categories (includes data for the two calendar years prior to reporting)

### Part Time vs. Full -Time Employment

Calendar Year	Graduates Employed in the Field 20 to 29 hours per week	Graduates Employed in the Field at least 30 hours per week	Total Graduates Employed in the field
2020	0	2	2
2021	0	1	1

### Single Position vs. Concurrent Aggregated Positions

Calendar Year	Graduates Employed in the Field in a single position	Graduates Employed in the Field concurrent aggregated positions	Total Graduates Employed in the field
2020	2	0	2
2021	1	0	1

**Self-Employed/Freelance Positions**

Calendar Year	Graduates Employed who are self-employed or working freelance	Total Graduates Employed in the field
2020	0	2
2021	0	1

**Institutional Employment**

Calendar Year	Graduates Employed in the field who are Employed by the Institution, an Employer Owned by the Institution, or an Employer who shares Ownership with the institution.	Total Graduates Employed in the field
2020	0	2
2021	0	1

**Student's Initials: \_\_\_\_\_ Date: \_\_\_\_\_**

**Initial only after you have had sufficient time to read and understand the information.**

**This Program may result in freelance or self-employment.**

- The work available to graduates of this program is usually for freelance or self-employment.
- This type of work may not be consistent.
- The period of employment can range from one day to weeks to several months.
- Hours worked in a day or week may be more or less than the traditional 8 hours work day or 40-hour work week.
- You can expect to spend unpaid time expanding your networks, advertising, promoting your services, or honing your skills.
- Once graduates begin to work freelance or are self-employed, they will be asked to provide documentation that they are employed as such so that they may be counted as placed for our job placement records.
- Students initialing this disclosure understand that either a majority or all of this school's graduates are employed in this manner and understand what comprises this work style.

**Student's Initials: \_\_\_\_\_ Date: \_\_\_\_\_**

**Initial only after you have had sufficient time to read and understand the information.**



**License Examination Passage Rates – This program does not lead to licensing examinations**

**Salary and Wage Information (includes data for the two calendar years prior to reporting)**

Annual salary and wages reported for graduates employed in the field.

Calendar Year	Graduates Available for Employment	Graduates Employed in the Field	\$5,001 - \$10,000	\$10,001 - \$15,000	\$25,001 - \$30,000	\$65,001 - \$70,000	\$100,000+	No Salary Information Reported
2020	11	2	1	0	0	0	1	0
2021	4	1	0	0	0	1	0	0

A list of sources used to substantiate salary disclosures is available from the school. Please contact the Compliance Office.

**Student’s Initials: \_\_\_\_\_ Date: \_\_\_\_\_**

**Initial only after you have had sufficient time to read and understand the information.**

**COST OF EDUCATIONAL PROGRAM**

Total charges for the program for students completing on-time in 2020: \$45,718; 2021: \$45,718. Additional charges may be incurred if the program is not completed on-time.

**Student’s Initials: \_\_\_\_\_ Date: \_\_\_\_\_**

**Initial only after you have had sufficient time to read and understand the information.**



**FEDERAL STUDENT LOAN DEBT**

Calendar Year	Most recent three year cohort default rate, as reported by the United States Department of Education.*	The percentage of enrolled students receiving federal student loans to pay for this program.	The average amount of federal student loan debt of graduates who took out federal student loans at this institution.	The percentage of graduates who took out federal student loans to pay for this Education Program.
<b>2020</b>	3.8%	35%	\$56,631.12	33%
<b>2021</b>	0.5%	21%	\$57,775.57	23%

\*The percentage of students who defaulted on their federal student loans is called the Cohort Default Rate (CDR). It shows the percentage of this school’s students who were more than 270 days (9 months) behind on their federal student loans within three years of when the first payment was due. This is the most recent CDR reported by the U.S. Department of Education.

**Student’s Initials:** \_\_\_\_\_ **Date:** \_\_\_\_\_

**Initial only after you have had sufficient time to read and understand the information.**

This fact sheet is filed with the Bureau for Private Postsecondary Education. Regardless of any information you may have relating to the completion rates, starting salaries, or license exam passage rates, this fact sheet contains the information as calculated pursuant to state law.

Any questions a student may have regarding this fact sheet that have not been satisfactorily answered by the institution may be directed to the Bureau for Private Postsecondary Education at 1747 N. Market Blvd, Suite 225, Sacramento, CA 95834, [www.bppe.ca.gov](http://www.bppe.ca.gov), toll-free telephone number (888) 370-7589 or by fax (916) 263-1897.

\_\_\_\_\_  
**Student Name – Print**

\_\_\_\_\_  
**Student Signature**

\_\_\_\_\_  
**School Official**

\_\_\_\_\_  
**Date**

\_\_\_\_\_  
**Date**

## DEFINITIONS

- “Number of Students Who Began the Program” means the number of students who began a program who were scheduled to complete the program within 100% of the published program length within the reporting calendar year and excludes all students who cancelled during the cancellation period.
- “Students Available for Graduation” is the number of students who began the program minus the number of students who have died, been incarcerated, or been called to active military duty.
- “Number of On-time Graduates” is the number of students who completed the program within 100% of the published program length within the reporting calendar year.
- “On-time Completion Rate” is the number of on-time graduates divided by the number of students available for graduation.
- “150% Graduates” is the number of students who completed the program within 150% of the program length (includes on-time graduates).
- “150% Completion Rate” is the number of students who completed the program in the reported calendar year within 150% of the published program length, including on-time graduates, divided by the number of students available for graduation.
- “Graduates Available for Employment” means the number of graduates minus the number of graduates unavailable for employment.
- “Graduates Unavailable for Employment” means the graduates who, after graduation, die, become incarcerated, are called to active military duty, are international students that leave the United States or do not have a visa allowing employment in the United States, or are continuing their education in an accredited or bureau-approved postsecondary institution.
- “Graduates Employed in the Field” means graduates who beginning within six months after a student completes the applicable educational program are gainfully employed, whose employment has been reported, and for whom the institution has documented verification of employment. For occupations for which the state requires passing an examination, the six months period begins after the announcement of the examination results for the first examination available after a student completes an applicable educational program.
- “Placement Rate Employed in the Field” is calculated by dividing the number of graduates gainfully employed in the field by the number of graduates available for employment.
- “Number of Graduates Taking Exam” is the number of graduates who took the first available exam in the reported calendar year.

# NEW YORK FILM ACADEMY

COLLEGE OF VISUAL AND PERFORMING ARTS

- “First Available Exam Date” is the date for the first available exam after a student completed a program.
- “Passage Rate” is calculated by dividing the number of graduates who passed the exam by the number of graduates who took the reported licensing exam.
- “Number Who Passed First Available Exam” is the number of graduates who took and passed the first available licensing exam after completing the program.
- “Salary” is as reported by graduate or graduate’s employer.
- “No Salary Information Reported” is the number of graduates for whom, after making reasonable attempts, the school was not able to obtain salary information.





## **STUDENT'S RIGHT TO CANCEL**

The student has a right to cancel this enrollment agreement and obtain a refund. A notice of cancellation or withdrawal must be made in writing. The written request must include the following information: specific timeframes, such as the date the course started and the date of cancellation or withdrawal. Notice of Withdrawal forms are available in the Office of the Registrar. Any student who intends to cancel or withdraw must submit a signed and dated copy of the Notice of Withdrawal Form, or any other form of written notice that includes the required information to:

New York Film Academy  
3300 W. Riverside Dr.  
Burbank, CA 91505

## **REFUND INFORMATION:**

The New York Film Academy will refund 100% of the amount paid for institutional charges, less an administrative processing fee of \$100.00 if notice of cancellation is made through attendance at the first class session, or the seventh class day after enrollment, whichever is later.

Notice of cancellation or withdrawal must be made no later than \_\_\_\_\_.

After the 100% refund period described above, a student may withdraw from a course after instruction has started and receive a pro rata refund (less a non-refundable administrative processing fee of \$100.00) for the unused portion of the tuition and other refundable charges, if the student has completed 60% or less of the term's instruction.

The amount of the refund is calculated based on the student's withdrawal date. Transfer credits will be awarded with a deduction in overall tuition based on a per credit unit cost. Refunds are disbursed within 30 days of the official withdrawal from the school. The withdrawal is dated on the day that the student gave written notice to the school.



**SCHOOL PERFORMANCE FACT SHEET**

**CALENDAR YEARS 2020 & 2021**

**Master of Arts in Film & Media Production – 1 Year**

**On-time Completion Rates (Graduation Rates)**

Include data for the two calendar years prior to reporting

Calendar Year	Number of Students Who Began the Program	Students Available for Graduation	Number of On-time Graduates	On-time Completion Rates
2020	26	26	21	81%
2021	39	39	28	72%

Student’s Initials: \_\_\_\_\_ Date: \_\_\_\_\_

Initial only after you have had sufficient time to read and understand the information.

**Students Completing with 150% of Published Program Length**

Calendar Year	Number of Students Who Began the Program	Students Available for Graduation	150% Graduates	150% Completion Rates
2020	0	0	0	0
2021	0	0	0	0

\*Included only if program is more than one year in length

Student’s Initials: \_\_\_\_\_ Date: \_\_\_\_\_

Initial only after you have had sufficient time to read and understand the information.

**Job Placement Rates (includes data for the two calendar years prior to reporting)**

Calendar Year	Number of Students Who Began the Program	Number of Graduates	Graduates Available for Employment	Graduates Employed in the Field	Placement Rate % Employment in the Field
2020	26	21	17	0	0%
2021	39	28	19	6	32%

You may obtain from the institution a list of the employment positions determined to be in the field for which a student received education and training. Please contact the Compliance Office.

**Gainful Employment Categories (includes data for the two calendar years prior to reporting)**

**Part Time vs. Full -Time Employment**

Calendar Year	Graduates Employed in the Field 20 to 29 hours per week	Graduates Employed in the Field at least 30 hours per week	Total Graduates Employed in the field
2020	0	0	0
2021	0	6	6

**Single Position vs. Concurrent Aggregated Positions**

Calendar Year	Graduates Employed in the Field in a single position	Graduates Employed in the Field concurrent aggregated positions	Total Graduates Employed in the field
2020	0	0	0
2021	6	0	6



**Self-Employed/Freelance Positions**

Calendar Year	Graduates Employed who are self-employed or working freelance	Total Graduates Employed in the field
2020	0	0
2021	2	6

**Institutional Employment**

Calendar Year	Graduates Employed in the field who are Employed by the Institution, an Employer Owned by the Institution, or an Employer who shares Ownership with the institution.	Total Graduates Employed in the field
2020	0	0
2021	0	6

**Student's Initials: \_\_\_\_\_ Date: \_\_\_\_\_**

**Initial only after you have had sufficient time to read and understand the information.**

**This Program may result in freelance or self-employment.**

- The work available to graduates of this program is usually for freelance or self-employment.
- This type of work may not be consistent.
- The period of employment can range from one day to weeks to several months.
- Hours worked in a day or week may be more or less than the traditional 8 hours work day or 40-hour work week.
- You can expect to spend unpaid time expanding your networks, advertising, promoting your services, or honing your skills.
- Once graduates begin to work freelance or are self-employed, they will be asked to provide documentation that they are employed as such so that they may be counted as placed for our job placement records.
- Students initialing this disclosure understand that either a majority or all of this school's graduates are employed in this manner and understand what comprises this work style.

**Student's Initials: \_\_\_\_\_ Date: \_\_\_\_\_**

**Initial only after you have had sufficient time to read and understand the information.**



**License Examination Passage Rates – This program does not lead to licensing examinations**

**Salary and Wage Information (includes data for the two calendar years prior to reporting)**

Annual salary and wages reported for graduates employed in the field.

Calendar Year	Graduates Available for Employment	Graduates Employed in the Field	\$0 - \$5,000	\$5,001 - \$10,000	\$10,001 - \$15,000	\$15,001 - \$20,000	\$20,001 - \$35,000	\$35,001 - \$45,000	\$45,001 - \$60,000	\$60,001 - \$65,000
2020	17	0	0	0	0	0	0	0	0	0
2021	19	6	0	1	0	1	0	2	2	2

A list of sources used to substantiate salary disclosures is available from the school. Please contact the Compliance Office.

**Student’s Initials:** \_\_\_\_\_ **Date:** \_\_\_\_\_

**Initial only after you have had sufficient time to read and understand the information.**

**COST OF EDUCATIONAL PROGRAM**

Total charges for the program for students completing on-time in 2020: \$47,850; 2021: \$47,850. Additional charges may be incurred if the program is not completed on-time.

**Student’s Initials:** \_\_\_\_\_ **Date:** \_\_\_\_\_

**Initial only after you have had sufficient time to read and understand the information.**



**FEDERAL STUDENT LOAN DEBT**

<b>Calendar Year</b>	<b>Most recent three year cohort default rate, as reported by the United State Department of Education.*</b>	<b>The percentage of enrolled students receiving federal student loans to pay for this program.</b>	<b>The average amount of federal student loan debt of graduates who took out federal student loans at this institution.</b>	<b>The percentage of graduates who took out federal student loans to pay for this Education Program.</b>
<b>2020</b>	3.8%	19%	\$69,082.56	24%
<b>2021</b>	0.5%	19%	\$62,030.36	19%

\*The percentage of students who defaulted on their federal student loans is called the Cohort Default Rate (CDR). It shows the percentage of this school’s students who were more than 270 days (9 months) behind on their federal student loans within three years of when the first payment was due. This is the most recent CDR reported by the U.S. Department of Education.

**Student’s Initials:** \_\_\_\_\_ **Date:** \_\_\_\_\_

**Initial only after you have had sufficient time to read and understand the information.**

This fact sheet is filed with the Bureau for Private Postsecondary Education. Regardless of any information you may have relating to the completion rates, starting salaries, or license exam passage rates, this fact sheet contains the information as calculated pursuant to state law.

Any questions a student may have regarding this fact sheet that have not been satisfactorily answered by the institution may be directed to the Bureau for Private Postsecondary Education at 1747 N. Market Blvd, Suite 225, Sacramento, CA 95834, [www.bppe.ca.gov](http://www.bppe.ca.gov), toll-free telephone number (888) 370-7589 or by fax (916) 263-1897.

\_\_\_\_\_  
**Student Name – Print**

\_\_\_\_\_  
**Student Signature**

\_\_\_\_\_  
**School Official**

\_\_\_\_\_  
**Date**

\_\_\_\_\_  
**Date**

## DEFINITIONS

- “Number of Students Who Began the Program” means the number of students who began a program who were scheduled to complete the program within 100% of the published program length within the reporting calendar year and excludes all students who cancelled during the cancellation period.
- “Students Available for Graduation” is the number of students who began the program minus the number of students who have died, been incarcerated, or been called to active military duty.
- “Number of On-time Graduates” is the number of students who completed the program within 100% of the published program length within the reporting calendar year.
- “On-time Completion Rate” is the number of on-time graduates divided by the number of students available for graduation.
- “150% Graduates” is the number of students who completed the program within 150% of the program length (includes on-time graduates).
- “150% Completion Rate” is the number of students who completed the program in the reported calendar year within 150% of the published program length, including on-time graduates, divided by the number of students available for graduation.
- “Graduates Available for Employment” means the number of graduates minus the number of graduates unavailable for employment.
- “Graduates Unavailable for Employment” means the graduates who, after graduation, die, become incarcerated, are called to active military duty, are international students that leave the United States or do not have a visa allowing employment in the United States, or are continuing their education in an accredited or bureau-approved postsecondary institution.
- “Graduates Employed in the Field” means graduates who beginning within six months after a student completes the applicable educational program are gainfully employed, whose employment has been reported, and for whom the institution has documented verification of employment. For occupations for which the state requires passing an examination, the six months period begins after the announcement of the examination results for the first examination available after a student completes an applicable educational program.
- “Placement Rate Employed in the Field” is calculated by dividing the number of graduates gainfully employed in the field by the number of graduates available for employment.
- “Number of Graduates Taking Exam” is the number of graduates who took the first available exam in the reported calendar year.

# NEW YORK FILM ACADEMY

COLLEGE OF VISUAL AND PERFORMING ARTS

- “First Available Exam Date” is the date for the first available exam after a student completed a program.
- “Passage Rate” is calculated by dividing the number of graduates who passed the exam by the number of graduates who took the reported licensing exam.
- “Number Who Passed First Available Exam” is the number of graduates who took and passed the first available licensing exam after completing the program.
- “Salary” is as reported by graduate or graduate’s employer.
- “No Salary Information Reported” is the number of graduates for whom, after making reasonable attempts, the school was not able to obtain salary information.





## **STUDENT'S RIGHT TO CANCEL**

The student has a right to cancel this enrollment agreement and obtain a refund. A notice of cancellation or withdrawal must be made in writing. The written request must include the following information: specific timeframes, such as the date the course started and the date of cancellation or withdrawal. Notice of Withdrawal forms are available in the Office of the Registrar. Any student who intends to cancel or withdraw must submit a signed and dated copy of the Notice of Withdrawal Form, or any other form of written notice that includes the required information to:

New York Film Academy  
3300 W. Riverside Dr.  
Burbank, CA 91505

## **REFUND INFORMATION:**

The New York Film Academy will refund 100% of the amount paid for institutional charges, less an administrative processing fee of \$100.00 if notice of cancellation is made through attendance at the first class session, or the seventh class day after enrollment, whichever is later.

Notice of cancellation or withdrawal must be made no later than \_\_\_\_\_.

After the 100% refund period described above, a student may withdraw from a course after instruction has started and receive a pro rata refund (less a non-refundable administrative processing fee of \$100.00) for the unused portion of the tuition and other refundable charges, if the student has completed 60% or less of the term's instruction.

The amount of the refund is calculated based on the student's withdrawal date. Transfer credits will be awarded with a deduction in overall tuition based on a per credit unit cost. Refunds are disbursed within 30 days of the official withdrawal from the school. The withdrawal is dated on the day that the student gave written notice to the school.



**SCHOOL PERFORMANCE FACT SHEET**

**CALENDAR YEARS 2020 & 2021**

**Holiday Filmmaking - 6 Weeks – 6 Weeks**

**On-time Completion Rates (Graduation Rates)**

Include data for the two calendar years prior to reporting

Calendar Year	Number of Students Who Began the Program	Students Available for Graduation	Number of On-time Graduates	On-time Completion Rates
2020	0	0	0	0%
2021	0	0	0	0%

Student’s Initials: \_\_\_\_\_ Date: \_\_\_\_\_

Initial only after you have had sufficient time to read and understand the information.

**Students Completing with 150% of Published Program Length**

Calendar Year	Number of Student Who Began the Program	Students Available for Graduation	150% Graduates	150% Completion Rates
2020	0	0	0	0
2021	0	0	0	0

\*Included only if program is more than one year in length

Student’s Initials: \_\_\_\_\_ Date: \_\_\_\_\_

Initial only after you have had sufficient time to read and understand the information.



**Job Placement Rates (includes data for the two calendar years prior to reporting)**

Calendar Year	Number of Students Who Began the Program	Number of Graduates	Graduates Available for Employment	Graduates Employed in the Field	Placement Rate % Employment in the Field
2020	0	0	0	0	0%
2021	0	0	0	0	0%

You may obtain from the institution a list of the employment positions determined to be in the field for which a student received education and training. Please contact the Compliance Office.

**Gainful Employment Categories (includes data for the two calendar years prior to reporting)**

**Part Time vs. Full -Time Employment**

Calendar Year	Graduates Employed in the Field 20 to 29 hours per week	Graduates Employed in the Field at least 30 hours per week	Total Graduates Employed in the field
2020	0	0	0
2021	0	0	0

**Single Position vs. Concurrent Aggregated Positions**

Calendar Year	Graduates Employed in the Field in a single position	Graduates Employed in the Field concurrent aggregated positions	Total Graduates Employed in the field
2020	0	0	0
2021	0	0	0



**Self-Employed/Freelance Positions**

Calendar Year	Graduates Employed who are self-employed or working freelance	Total Graduates Employed in the field
2020	0	0
2021	0	0

**Institutional Employment**

Calendar Year	Graduates Employed in the field who are Employed by the Institution, an Employer Owned by the Institution, or an Employer who shares Ownership with the institution.	Total Graduates Employed in the field
2020	0	0
2021	0	0

Student's Initials: \_\_\_\_\_ Date: \_\_\_\_\_

Initial only after you have had sufficient time to read and understand the information.

**This Program may result in freelance or self-employment.**

- The work available to graduates of this program is usually for freelance or self-employment.
- This type of work may not be consistent.
- The period of employment can range from one day to weeks to several months.
- Hours worked in a day or week may be more or less than the traditional 8 hours work day or 40-hour work week.
- You can expect to spend unpaid time expanding your networks, advertising, promoting your services, or honing your skills.
- Once graduates being to work freelance or are self-employed, they will be asked to provide documentation that they are employed as such so that they may be counted as placed for our job placement records.
- Students initialing this disclosure understand that either a majority or all of this school's graduates are employed in this manner and understand what comprises this work style.

Student's Initials: \_\_\_\_\_ Date: \_\_\_\_\_



Initial only after you have had sufficient time to read and understand the information.

**License Examination Passage Rates – This program does not lead to licensing examinations**

**Salary and Wage Information (includes data for the two calendar years prior to reporting)**

Annual salary and wages reported for graduates employed in the field.

Calendar Year	Graduates Available for Employment	Graduates Employed in the Field	\$20,001 - \$25,000	\$35,001 - \$40,000	\$40,001 - \$45,000	\$45,001 - \$50,000	No Salary Information Reported
2020	0	0	0	0	0	0	0
2021	0	0	0	0	0	0	0

A list of sources used to substantiate salary disclosures is available from the school. Please contact the Compliance Office.

Student’s Initials: \_\_\_\_\_ Date: \_\_\_\_\_

Initial only after you have had sufficient time to read and understand the information.

**COST OF EDUCATIONAL PROGRAM**

Total Charges for the program for students completing on-time in 2020: \$2,983; 2021: \$2,983. Additional charges may be incurred if the program is not completed on-time.

Student’s Initials: \_\_\_\_\_ Date: \_\_\_\_\_

Initial only after you have had sufficient time to read and understand the information.



**FEDERAL STUDENT LOAN DEBT**

Calendar Year	Most recent three year cohort default rate, as reported by the United States Department of Education.*	The percentage of enrolled students receiving federal student loans to pay for this program.	The average amount of federal student loan debt of graduates who took out federal student loans at this institution.	The percentage of graduates who took out federal student loans to pay for this Education Program.
<b>2020</b>	3.8%	0%	\$0	0%
<b>2021</b>	0.50%	0%	\$0	0%

\*The percentage of students who defaulted on their federal student loans is called the Cohort Default Rate (CDR). It shows the percentage of this school’s students who were more than 270 days (9 months) behind on their federal student loans within three years of when the first payment was due. This is the most recent CDR reported by the U.S. Department of Education.

**Student’s Initials:** \_\_\_\_\_ **Date:** \_\_\_\_\_

**Initial only after you have had sufficient time to read and understand the information.**

This fact sheet is filed with the Bureau for Private Postsecondary Education. Regardless of any information you may have relating to the completion rates, starting salaries, or license exam passage rates, this fact sheet contains the information as calculated pursuant to state law.

Any questions a student may have regarding this fact sheet that have not been satisfactorily answered by the institution may be directed to the Bureau for Private Postsecondary Education at 1747 N. Market Blvd, Suite 225, Sacramento, CA 95834, [www.bppe.ca.gov](http://www.bppe.ca.gov), toll-free telephone number (888) 370-7589 or by fax (916) 263-1897.

\_\_\_\_\_  
**Student Name – Print**

\_\_\_\_\_  
**Student Signature**

\_\_\_\_\_  
**School Official**

\_\_\_\_\_  
**Date**

\_\_\_\_\_  
**Date**

## DEFINITIONS

- “Number of Students Who Began the Program” means the number of students who began a program who were scheduled to complete the program within 100% of the published program length within the reporting calendar year and excludes all students who cancelled during the cancellation period.
- “Students Available for Graduation” is the number of students who began the program minus the number of students who have died, been incarcerated, or been called to active military duty.
- “Number of On-time Graduates” is the number of students who completed the program within 100% of the published program length within the reporting calendar year.
- “On-time Completion Rate” is the number of on-time graduates divided by the number of students available for graduation.
- “150% Graduates” is the number of students who completed the program within 150% of the program length (includes on-time graduates).
- “150% Completion Rate” is the number of students who completed the program in the reported calendar year within 150% of the published program length, including on-time graduates, divided by the number of students available for graduation.
- “Graduates Available for Employment” means the number of graduates minus the number of graduates unavailable for employment.
- “Graduates Unavailable for Employment” means the graduates who, after graduation, die, become incarcerated, are called to active military duty, are international students that leave the United States or do not have a visa allowing employment in the United States, or are continuing their education in an accredited or bureau-approved postsecondary institution.
- “Graduates Employed in the Field” means graduates who beginning within six months after a student completes the applicable educational program are gainfully employed, whose employment has been reported, and for whom the institution has documented verification of employment. For occupations for which the state requires passing an examination, the six months period begins after the announcement of the examination results for the first examination available after a student completes an applicable educational program.
- “Placement Rate Employed in the Field” is calculated by dividing the number of graduates gainfully employed in the field by the number of graduates available for employment.



- “Number of Graduates Taking Exam” is the number of graduates who took the first available exam in the reported calendar year.
- “First Available Exam Date” is the date for the first available exam after a student completed a program.
- “Passage Rate” is calculated by dividing the number of graduates who passed the exam by the number of graduates who took the reported licensing exam.
- “Number Who Passed First Available Exam” is the number of graduates who took and passed the first available licensing exam after completing the program.
- “Salary” is as reported by graduate or graduate’s employer.
- “No Salary Information Reported” is the number of graduates for whom, after making reasonable attempts, the school was not able to obtain salary information.





## **STUDENT'S RIGHT TO CANCEL**

The student has a right to cancel this enrollment agreement and obtain a refund. A notice of cancellation or withdrawal must be made in writing. The written request must include the following information: specific timeframes, such as the date the course started and the date of cancellation or withdrawal. Notice of Withdrawal forms are available in the Office of the Registrar. Any student who intends to cancel or withdraw must submit a signed and dated copy of the Notice of Withdrawal Form, or any other form of written notice that includes the required information to:

New York Film Academy  
3300 W. Riverside Dr.  
Burbank, CA 91505

## **REFUND INFORMATION:**

The New York Film Academy will refund 100% of the amount paid for institutional charges, less an administrative processing fee of \$100.00 if notice of cancellation is made through attendance at the first class session, or the seventh class day after enrollment, whichever is later.

Notice of cancellation or withdrawal must be made no later than \_\_\_\_\_.

After the 100% refund period described above, a student may withdraw from a course after instruction has started and receive a pro rata refund (less a non-refundable administrative processing fee of \$100.00) for the unused portion of the tuition and other refundable charges, if the student has completed 60% or less of the term's instruction.

The amount of the refund is calculated based on the student's withdrawal date. Transfer credits will be awarded with a deduction in overall tuition based on a per credit unit cost. Refunds are disbursed within 30 days of the official withdrawal from the school. The withdrawal is dated on the day that the student gave written notice to the school.



**SCHOOL PERFORMANCE FACT SHEET**

**CALENDAR YEARS 2020 & 2021**

**Holiday Acting for Film - 6 Weeks – 6 Weeks**

**On-time Completion Rates (Graduation Rates)**

Include data for the two calendar years prior to reporting

Calendar Year	Number of Students Who Began the Program	Students Available for Graduation	Number of On-time Graduates	On-time Completion Rates
2020	0	0	0	0%
2021	0	0	0	0%

Student’s Initials: \_\_\_\_\_ Date: \_\_\_\_\_

Initial only after you have had sufficient time to read and understand the information.

**Students Completing with 150% of Published Program Length**

Calendar Year	Number of Students Who Began the Program	Students Available for Graduation	150% Graduates	150% Completion Rates
2020	0	0	0	0
2021	0	0	0	0

\*Included only if program is more than one year in length

Student’s Initials: \_\_\_\_\_ Date: \_\_\_\_\_

Initial only after you have had sufficient time to read and understand the information.



**Job Placement Rates (includes data for the two calendar years prior to reporting)**

Calendar Year	Number of Students Who Began the Program	Number of Graduates	Graduates Available for Employment	Graduates Employed in the Field	Placement Rate % Employment in the Field
2020	0	0	0	0	0%
2021	0	0	0	0	0%

You may obtain from the institution a list of the employment positions determined to be in the field for which a student received education and training. Please contact the Compliance Office.

**Gainful Employment Categories (includes data for the two calendar years prior to reporting)**

**Part Time vs. Full -Time Employment**

Calendar Year	Graduates Employed in the Field 20 to 29 hours per week	Graduates Employed in the Field at least 30 hours per week	Total Graduates Employed in the field
2020	0	0	0
2021	0	0	0

**Single Position vs. Concurrent Aggregated Positions**

Calendar Year	Graduates Employed in the Field in a single position	Graduates Employed in the Field concurrent aggregated positions	Total Graduates Employed in the field
2020	0	0	0
2021	0	0	0



**Self-Employed/Freelance Positions**

Calendar Year	Graduates Employed who are self-employed or working freelance	Total Graduates Employed in the field
2020	0	0
2021	0	0

**Institutional Employment**

Calendar Year	Graduates Employed in the field who are Employed by the Institution, an Employer Owned by the Institution, or an Employer who shares Ownership with the institution.	Total Graduates Employed in the field
2020	0	0
2021	0	0

Student's Initials: \_\_\_\_\_ Date: \_\_\_\_\_

**Initial only after you have had sufficient time to read and understand the information.**

**This Program may result in freelance or self-employment.**

- The work available to graduates of this program is usually for freelance or self-employment.
- This type of work may not be consistent.
- The period of employment can range from one day to weeks to several months.
- Hours worked in a day or week may be more or less than the traditional 8 hours work day or 40-hour work week.
- You can expect to spend unpaid time expanding your networks, advertising, promoting your services, or honing your skills.
- Once graduates begin to work freelance or are self-employed, they will be asked to provide documentation that they are employed as such so that they may be counted as placed for our job placement records.
- Students initialing this disclosure understand that either a majority or all of this school's graduates are employed in this manner and understand what comprises this work style.

Student's Initials: \_\_\_\_\_ Date: \_\_\_\_\_

**Initial only after you have had sufficient time to read and understand the information.**



**License Examination Passage Rates – This program does not lead to licensing examinations**

**Salary and Wage Information (includes data for the two calendar years prior to reporting)**

Annual salary and wages reported for graduates employed in the field.

Calendar Year	Graduates Available for Employment	Graduates Employed in the Field	\$20,001 - \$25,000	\$35,001 - \$40,000	\$40,001 - \$45,000	\$45,001 - \$50,000	No Salary Information Reported
2020	0	0	0	0	0	0	0
2021	0	0	0	0	0	0	0

A list of sources used to substantiate salary disclosures is available from the school. Please contact the Compliance Office.

Student’s Initials: \_\_\_\_\_ Date: \_\_\_\_\_


Initial only after you have had sufficient time to read and understand the information.

**COST OF EDUCATIONAL PROGRAM**

Total Charges for the program for students completing on-time in 2020: \$2,431; 2021: \$2,431. Additional charges may be incurred if the program is not completed on-time.

Student’s Initials: \_\_\_\_\_ Date: \_\_\_\_\_

Initial only after you have had sufficient time to read and understand the information.



**FEDERAL STUDENT LOAN DEBT**

Calendar Year	Most recent three year cohort default rate, as reported by the United States Department of Education.*	The percentage of enrolled students receiving federal student loans to pay for this program.	The average amount of federal student loan debt of graduates who took out federal student loans at this institution.	The percentage of graduates who took out federal student loans to pay for this Education Program.
<b>2020</b>	3.8%	0%	\$0	0%
<b>2021</b>	0.5%	0%	\$0	0%

\*The percentage of students who defaulted on their federal student loans is called the Cohort Default Rate (CDR). It shows the percentage of this school’s students who were more than 270 days (9 months) behind on their federal student loans within three years of when the first payment was due. This is the most recent CDR reported by the U.S. Department of Education.

**Student’s Initials:** \_\_\_\_\_ **Date:** \_\_\_\_\_

**Initial only after you have had sufficient time to read and understand the information.**

This fact sheet is filed with the Bureau for Private Postsecondary Education. Regardless of any information you may have relating to the completion rates, starting salaries, or license exam passage rates, this fact sheet contains the information as calculated pursuant to state law.

Any questions a student may have regarding this fact sheet that have not been satisfactorily answered by the institution may be directed to the Bureau for Private Postsecondary Education at 1747 N. Market Blvd, Suite 225, Sacramento, CA 95834, [www.bppe.ca.gov](http://www.bppe.ca.gov), toll-free telephone number (888) 370-7589 or by fax (916) 263-1897.

\_\_\_\_\_  
**Student Name – Print**

\_\_\_\_\_  
**Student Signature**

\_\_\_\_\_  
**School Official**

\_\_\_\_\_  
**Date**

\_\_\_\_\_  
**Date**



## DEFINITIONS

- “Number of Students Who Began the Program” means the number of students who began a program who were scheduled to complete the program within 100% of the published program length within the reporting calendar year and excludes all students who cancelled during the cancellation period.
- “Students Available for Graduation” is the number of students who began the program minus the number of students who have died, been incarcerated, or been called to active military duty.
- “Number of On-time Graduates” is the number of students who completed the program within 100% of the published program length within the reporting calendar year.
- “On-time Completion Rate” is the number of on-time graduates divided by the number of students available for graduation.
- “150% Graduates” is the number of students who completed the program within 150% of the program length (includes on-time graduates).
- “150% Completion Rate” is the number of students who completed the program in the reported calendar year within 150% of the published program length, including on-time graduates, divided by the number of students available for graduation.
- “Graduates Available for Employment” means the number of graduates minus the number of graduates unavailable for employment.
- “Graduates Unavailable for Employment” means the graduates who, after graduation, die, become incarcerated, are called to active military duty, are international students that leave the United States or do not have a visa allowing employment in the United States, or are continuing their education in an accredited or bureau-approved postsecondary institution.
- “Graduates Employed in the Field” means graduates who beginning within six months after a student completes the applicable educational program are gainfully employed, whose employment has been reported, and for whom the institution has documented verification of employment. For occupations for which the state requires passing an examination, the six months period begins after the announcement of the examination results for the first examination available after a student completes an applicable educational program.
- “Placement Rate Employed in the Field” is calculated by dividing the number of graduates gainfully employed in the field by the number of graduates available for employment.



- “Number of Graduates Taking Exam” is the number of graduates who took the first available exam in the reported calendar year.
- “First Available Exam Date” is the date for the first available exam after a student completed a program.
- “Passage Rate” is calculated by dividing the number of graduates who passed the exam by the number of graduates who took the reported licensing exam.
- “Number Who Passed First Available Exam” is the number of graduates who took and passed the first available licensing exam after completing the program.
- “Salary” is as reported by graduate or graduate’s employer.
- “No Salary Information Reported” is the number of graduates for whom, after making reasonable attempts, the school was not able to obtain salary information.





## **STUDENT'S RIGHT TO CANCEL**

The student has a right to cancel this enrollment agreement and obtain a refund. A notice of cancellation or withdrawal must be made in writing. The written request must include the following information: specific timeframes, such as the date the course started and the date of cancellation or withdrawal. Notice of Withdrawal forms are available in the Office of the Registrar. Any student who intends to cancel or withdraw must submit a signed and dated copy of the Notice of Withdrawal Form, or any other form of written notice that includes the required information to:

New York Film Academy  
3300 W. Riverside Dr.  
Burbank, CA 91505

## **REFUND INFORMATION:**

The New York Film Academy will refund 100% of the amount paid for institutional charges, less an administrative processing fee of \$100.00 if notice of cancellation is made through attendance at the first class session, or the seventh class day after enrollment, whichever is later.

Notice of cancellation or withdrawal must be made no later than \_\_\_\_\_.

After the 100% refund period described above, a student may withdraw from a course after instruction has started and receive a pro rata refund (less a non-refundable administrative processing fee of \$100.00) for the unused portion of the tuition and other refundable charges, if the student has completed 60% or less of the term's instruction.

The amount of the refund is calculated based on the student's withdrawal date. Transfer credits will be awarded with a deduction in overall tuition based on a per credit unit cost. Refunds are disbursed within 30 days of the official withdrawal from the school. The withdrawal is dated on the day that the student gave written notice to the school.



**SCHOOL PERFORMANCE FACT SHEET**

**CALENDAR YEARS 2020 & 2021**

**Bachelor of Fine Arts in Screenwriting – 3 Years**

**On-time Completion Rates (Graduation Rates)**

Include data for the two calendar years prior to reporting

Calendar Year	Number of Student Who Began the Program	Students Available for Graduation	Number of On-time Graduates	On-time Completion Rates
2020	23	23	15	65%
2021	19	19	12	63%

Student’s Initials: \_\_\_\_\_ Date: \_\_\_\_\_

Initial only after you have had sufficient time to read and understand the information.

**Students Completing with 150% of Published Program Length**

Calendar Year	Number of Student Who Began the Program	Students Available for Graduation	150% Graduates	150% Completion Rates
2020	0	0	0	0
2021	0	0	0	0

\*Included only if program is more than one year in length

Student’s Initials: \_\_\_\_\_ Date: \_\_\_\_\_

Initial only after you have had sufficient time to read and understand the information.

# NEW YORK FILM ACADEMY

COLLEGE OF VISUAL AND PERFORMING ARTS

## Job Placement Rates (includes data for the two calendar years prior to reporting)

Calendar Year	Number of Students Who Began the Program	Number of Graduates	Graduates Available for Employment	Graduates Employed in the Field	Placement Rate % Employment in the Field
2020	23	15	13	2	15%
2021	19	12	12	3	25%

You may obtain from the institution a list of the employment positions determined to be in the field for which a student received education and training. Please contact the Compliance Office.

## Gainful Employment Categories (includes data for the two calendar years prior to reporting)

### Part Time vs. Full -Time Employment

Calendar Year	Graduates Employed in the Field 20 to 29 hours per week	Graduates Employed in the Field at least 30 hours per week	Total Graduates Employed in the field
2020	0	2	2
2021	0	3	3

### Single Position vs. Concurrent Aggregated Positions

Calendar Year	Graduates Employed in the Field in a single position	Graduates Employed in the Field concurrent aggregated positions	Total Graduates Employed in the field
2020	2	0	2
2021	3	0	3



**Self-Employed/Freelance Positions**

Calendar Year	Graduates Employed who are self-employed or working freelance	Total Graduates Employed in the field
2020	1	2
2021	1	3

**Institutional Employment**

Calendar Year	Graduates Employed in the field who are Employed by the Institution, an Employer Owned by the Institution, or an Employer who shares Ownership with the institution.	Total Graduates Employed in the field
2020	0	2
2021	0	3

**Student's Initials: \_\_\_\_\_ Date: \_\_\_\_\_**

**Initial only after you have had sufficient time to read and understand the information.**

**This Program may result in freelance or self-employment.**

- The work available to graduates of this program is usually for freelance or self-employment.
- This type of work may not be consistent.
- The period of employment can range from one day to weeks to several months.
- Hours worked in a day or week may be more or less than the traditional 8 hours work day or 40-hour work week.
- You can expect to spend unpaid time expanding your networks, advertising, promoting your services, or honing your skills.
- Once graduates begin to work freelance or are self-employed, they will be asked to provide documentation that they are employed as such so that they may be counted as placed for our job placement records.
- Students initialing this disclosure understand that either a majority or all of this school's graduates are employed in this manner and understand what comprises this work style.

**Student's Initials: \_\_\_\_\_ Date: \_\_\_\_\_**

**Initial only after you have had sufficient time to read and understand the information.**



**License Examination Passage Rates – This program does not lead to licensing examinations**

**Salary and Wage Information (includes data for the two calendar years prior to reporting)**

Annual salary and wages reported for graduates employed in the field.

Calendar Year	Graduates Available for Employment	Graduates Employed in the Field	\$0 - \$5,000	\$10,001 - \$15,000	\$30,001 - \$35,000	\$60,001 - \$65,000	\$100,000 +	No Salary Information Reported
2020	13	2	1	0	0	1	0	0
2021	12	3	2	0	0	0	1	0

A list of sources used to substantiate salary disclosures is available from the school. Please contact the Compliance Office.

Student’s Initials: \_\_\_\_\_ Date: \_\_\_\_\_

Initial only after you have had sufficient time to read and understand the information.

**COST OF EDUCATIONAL PROGRAM**

Total charges for the program for students completing on-time in 2020: \$100,278; 2021: \$108,319. Additional charges may be incurred if the program is not completed on-time.

Student’s Initials: \_\_\_\_\_ Date: \_\_\_\_\_

Initial only after you have had sufficient time to read and understand the information.



**FEDERAL STUDENT LOAN DEBT**

<b>Calendar Year</b>	<b>Most recent three year cohort default rate, as reported by the United States Department of Education.*</b>	<b>The percentage of enrolled students receiving federal student loans to pay for this program.</b>	<b>The average amount of federal student loan debt of graduates who took out federal student loans at this institution.</b>	<b>The percentage of graduates who took out federal student loans to pay for this Education Program.</b>
<b>2020</b>	3.8%	59%	\$27,853	70%
<b>2021</b>	0.5%	49%	\$21,473	72%

\*The percentage of students who defaulted on their federal student loans is called the Cohort Default Rate (CDR). It shows the percentage of this school’s students who were more than 270 days (9 months) behind on their federal student loans within three years of when the first payment was due. This is the most recent CDR reported by the U.S. Department of Education.

**Student’s Initials:** \_\_\_\_\_ **Date:** \_\_\_\_\_

**Initial only after you have had sufficient time to read and understand the information.**

This fact sheet is filed with the Bureau for Private Postsecondary Education. Regardless of any information you may have relating to the completion rates, starting salaries, or license exam passage rates, this fact sheet contains the information as calculated pursuant to state law.

Any questions a student may have regarding this fact sheet that have not been satisfactorily answered by the institution may be directed to the Bureau for Private Postsecondary Education at 1747 N. Market Blvd, Suite 225, Sacramento, CA 95834, [www.bppe.ca.gov](http://www.bppe.ca.gov), toll-free telephone number (888) 370-7589 or by fax (916) 263-1897.

\_\_\_\_\_  
**Student Name – Print**

\_\_\_\_\_  
**Student Signature**

\_\_\_\_\_  
**School Official**

\_\_\_\_\_  
**Date**

\_\_\_\_\_  
**Date**

## DEFINITIONS

- “Number of Students Who Began the Program” means the number of students who began a program who were scheduled to complete the program within 100% of the published program length within the reporting calendar year and excludes all students who cancelled during the cancellation period.
- “Students Available for Graduation” is the number of students who began the program minus the number of students who have died, been incarcerated, or been called to active military duty.
- “Number of On-time Graduates” is the number of students who completed the program within 100% of the published program length within the reporting calendar year.
- “On-time Completion Rate” is the number of on-time graduates divided by the number of students available for graduation.
- “150% Graduates” is the number of students who completed the program within 150% of the program length (includes on-time graduates).
- “150% Completion Rate” is the number of students who completed the program in the reported calendar year within 150% of the published program length, including on-time graduates, divided by the number of students available for graduation.
- “Graduates Available for Employment” means the number of graduates minus the number of graduates unavailable for employment.
- “Graduates Unavailable for Employment” means the graduates who, after graduation, die, become incarcerated, are called to active military duty, are international students that leave the United States or do not have a visa allowing employment in the United States, or are continuing their education in an accredited or bureau-approved postsecondary institution.
- “Graduates Employed in the Field” means graduates who beginning within six months after a student completes the applicable educational program are gainfully employed, whose employment has been reported, and for whom the institution has documented verification of employment. For occupations for which the state requires passing an examination, the six months period begins after the announcement of the examination results for the first examination available after a student completes an applicable educational program.
- “Placement Rate Employed in the Field” is calculated by dividing the number of graduates gainfully employed in the field by the number of graduates available for employment.
- “Number of Graduates Taking Exam” is the number of graduates who took the first available exam in the reported calendar year.

# NEW YORK FILM ACADEMY

COLLEGE OF VISUAL AND PERFORMING ARTS

- “First Available Exam Date” is the date for the first available exam after a student completed a program.
- “Passage Rate” is calculated by dividing the number of graduates who passed the exam by the number of graduates who took the reported licensing exam.
- “Number Who Passed First Available Exam” is the number of graduates who took and passed the first available licensing exam after completing the program.
- “Salary” is as reported by graduate or graduate’s employer.
- “No Salary Information Reported” is the number of graduates for whom, after making reasonable attempts, the school was not able to obtain salary information.





## **STUDENT'S RIGHT TO CANCEL**

The student has a right to cancel this enrollment agreement and obtain a refund. A notice of cancellation or withdrawal must be made in writing. The written request must include the following information: specific timeframes, such as the date the course started and the date of cancellation or withdrawal. Notice of Withdrawal forms are available in the Office of the Registrar. Any student who intends to cancel or withdraw must submit a signed and dated copy of the Notice of Withdrawal Form, or any other form of written notice that includes the required information to:

New York Film Academy  
3300 W. Riverside Dr.  
Burbank, CA 91505

## **REFUND INFORMATION:**

The New York Film Academy will refund 100% of the amount paid for institutional charges, less an administrative processing fee of \$100.00 if notice of cancellation is made through attendance at the first class session, or the seventh class day after enrollment, whichever is later.

Notice of cancellation or withdrawal must be made no later than \_\_\_\_\_.

After the 100% refund period described above, a student may withdraw from a course after instruction has started and receive a pro rata refund (less a non-refundable administrative processing fee of \$100.00) for the unused portion of the tuition and other refundable charges, if the student has completed 60% or less of the term's instruction.

The amount of the refund is calculated based on the student's withdrawal date. Transfer credits will be awarded with a deduction in overall tuition based on a per credit unit cost. Refunds are disbursed within 30 days of the official withdrawal from the school. The withdrawal is dated on the day that the student gave written notice to the school.



**SCHOOL PERFORMANCE FACT SHEET**

**CALENDAR YEARS 2020 & 2021**

**Bachelor of Fine Arts in Producing for Film and Television– 3 Years**

**On-time Completion Rates (Graduation Rates)**

Include data for the two calendar years prior to reporting

Calendar Year	Number of Students Who Began the Program	Students Available for Graduation	Number of On-time Graduates	On-time Completion Rates
2020	10	10	6	60%
2021	19	19	12	63%

Student’s Initials: \_\_\_\_\_ Date: \_\_\_\_\_

Initial only after you have had sufficient time to read and understand the information.

**Students Completing with 150% of Published Program Length**

Calendar Year	Number of Students Who Began the Program	Students Available for Graduation	150% Graduates	150% Completion Rates
2020	0	0	0	0
2021	0	0	0	0

\*Included only if program is more than one year in length

Student’s Initials: \_\_\_\_\_ Date: \_\_\_\_\_

Initial only after you have had sufficient time to read and understand the information.

**Job Placement Rates (includes data for the two calendar years prior to reporting)**

Calendar Year	Number of Students Who Began the Program	Number of Graduates	Graduates Available for Employment	Graduates Employed in the Field	Placement Rate % Employment in the Field
2020	10	6	6	2	33%
2021	19	12	6	1	17%

You may obtain from the institution a list of the employment positions determined to be in the field for which a student received education and training. Please contact the Compliance Office.

**Gainful Employment Categories (includes data for the two calendar years prior to reporting)**

**Part Time vs. Full -Time Employment**

Calendar Year	Graduates Employed in the Field 20 to 29 hours per week	Graduates Employed in the Field at least 30 hours per week	Total Graduates Employed in the field
2020	0	2	2
2021	0	1	1

**Single Position vs. Concurrent Aggregated Positions**

Calendar Year	Graduates Employed in the Field in a single position	Graduates Employed in the Field concurrent aggregated positions	Total Graduates Employed in the field
2020	2	0	2
2021	1	0	1

**Self-Employed/Freelance Positions**

Calendar Year	Graduates Employed who are self-employed or working freelance	Total Graduates Employed in the field
2020	1	2
2021	0	1

**Institutional Employment**

Calendar Year	Graduates Employed in the field who are Employed by the Institution, an Employer Owned by the Institution, or an Employer who shares Ownership with the institution.	Total Graduates Employed in the field
2020	0	2
2021	0	1

**Student's Initials: \_\_\_\_\_ Date: \_\_\_\_\_**

**Initial only after you have had sufficient time to read and understand the information.**

**This Program may result in freelance or self-employment.**

- The work available to graduates of this program is usually for freelance or self-employment.
- This type of work may not be consistent.
- The period of employment can range from one day to weeks to several months.
- Hours worked in a day or week may be more or less than the traditional 8 hours work day or 40-hour work week.
- You can expect to spend unpaid time expanding your networks, advertising, promoting your services, or honing your skills.
- Once graduates being to work freelance or are self-employed, they will be asked to provide documentation that they are employed as such so that they may be counted as placed for our job placement records.
- Students initialing this disclosure understand that either a majority or all of this school's graduates are employed in this manner and understand what comprises this work style.

**Student's Initials: \_\_\_\_\_ Date: \_\_\_\_\_**

**Initial only after you have had sufficient time to read and understand the information.**



**License Examination Passage Rates – This program does not lead to licensing examinations**

**Salary and Wage Information (includes data for the two calendar years prior to reporting)**

Annual salary and wages reported for graduates employed in the field.

Calendar Year	Graduates Available for Employment	Graduates Employed in the Field	\$0 - \$5,000	\$5,001 - \$10,000	\$25,001 - \$30,000	\$40,001 - \$45,000	No Salary Information Reported
2020	6	2	0	1	0	1	0
2021	6	1	0	0	1	0	0

A list of sources used to substantiate salary disclosures is available from the school. Please contact the Compliance Office.

**Student’s Initials:** \_\_\_\_\_ **Date:** \_\_\_\_\_

**Initial only after you have had sufficient time to read and understand the information.**

**COST OF EDUCATIONAL PROGRAM**

Total charges for the program for students completing on-time in 2020: \$129,080; 2021: \$137,736. Additional charges may be incurred if the program is not completed on-time.

**Student’s Initials:** \_\_\_\_\_ **Date:** \_\_\_\_\_

**Initial only after you have had sufficient time to read and understand the information.**



**FEDERAL STUDENT LOAN DEBT**

<b>Calendar Year</b>	<b>Most recent three year cohort default rate, as reported by the United States Department of Education.*</b>	<b>The percentage of enrolled students receiving federal student loans to pay for this program.</b>	<b>The average amount of federal student loan debt of graduates who took out federal student loans at this institution.</b>	<b>The percentage of graduates who took out federal student loans to pay for this Education Program.</b>
<b>2020</b>	3.8%	29%	\$29,935.00	22%
<b>2021</b>	0.5%	26%	\$3,958.67	8%

\*The percentage of students who defaulted on their federal student loans is called the Cohort Default Rate (CDR). It shows the percentage of this school’s students who were more than 270 days (9 months) behind on their federal student loans within three years of when the first payment was due. This is the most recent CDR reported by the U.S. Department of Education.

**Student’s Initials:** \_\_\_\_\_ **Date:** \_\_\_\_\_

**Initial only after you have had sufficient time to read and understand the information.**

This fact sheet is filed with the Bureau for Private Postsecondary Education. Regardless of any information you may have relating to the completion rates, starting salaries, or license exam passage rates, this fact sheet contains the information as calculated pursuant to state law.

Any questions a student may have regarding this fact sheet that have not been satisfactorily answered by the institution may be directed to the Bureau for Private Postsecondary Education at 1747 N. Market Blvd, Suite 225, Sacramento, CA 95834, [www.bppe.ca.gov](http://www.bppe.ca.gov), toll-free telephone number (888) 370-7589 or by fax (916) 263-1897.

\_\_\_\_\_  
**Student Name – Print**

\_\_\_\_\_  
**Student Signature**

\_\_\_\_\_  
**School Official**

\_\_\_\_\_  
**Date**

\_\_\_\_\_  
**Date**

## DEFINITIONS

- “Number of Students Who Began the Program” means the number of students who began a program who were scheduled to complete the program within 100% of the published program length within the reporting calendar year and excludes all students who cancelled during the cancellation period.
- “Students Available for Graduation” is the number of students who began the program minus the number of students who have died, been incarcerated, or been called to active military duty.
- “Number of On-time Graduates” is the number of students who completed the program within 100% of the published program length within the reporting calendar year.
- “On-time Completion Rate” is the number of on-time graduates divided by the number of students available for graduation.
- “150% Graduates” is the number of students who completed the program within 150% of the program length (includes on-time graduates).
- “150% Completion Rate” is the number of students who completed the program in the reported calendar year within 150% of the published program length, including on-time graduates, divided by the number of students available for graduation.
- “Graduates Available for Employment” means the number of graduates minus the number of graduates unavailable for employment.
- “Graduates Unavailable for Employment” means the graduates who, after graduation, die, become incarcerated, are called to active military duty, are international students that leave the United States or do not have a visa allowing employment in the United States, or are continuing their education in an accredited or bureau-approved postsecondary institution.
- “Graduates Employed in the Field” means graduates who beginning within six months after a student completes the applicable educational program are gainfully employed, whose employment has been reported, and for whom the institution has documented verification of employment. For occupations for which the state requires passing an examination, the six months period begins after the announcement of the examination results for the first examination available after a student completes an applicable educational program.
- “Placement Rate Employed in the Field” is calculated by dividing the number of graduates gainfully employed in the field by the number of graduates available for employment.
- “Number of Graduates Taking Exam” is the number of graduates who took the first available exam in the reported calendar year.

# NEW YORK FILM ACADEMY

COLLEGE OF VISUAL AND PERFORMING ARTS

- “First Available Exam Date” is the date for the first available exam after a student completed a program.
- “Passage Rate” is calculated by dividing the number of graduates who passed the exam by the number of graduates who took the reported licensing exam.
- “Number Who Passed First Available Exam” is the number of graduates who took and passed the first available licensing exam after completing the program.
- “Salary” is as reported by graduate or graduate’s employer.
- “No Salary Information Reported” is the number of graduates for whom, after making reasonable attempts, the school was not able to obtain salary information.





## **STUDENT'S RIGHT TO CANCEL**

The student has a right to cancel this enrollment agreement and obtain a refund. A notice of cancellation or withdrawal must be made in writing. The written request must include the following information: specific timeframes, such as the date the course started and the date of cancellation or withdrawal. Notice of Withdrawal forms are available in the Office of the Registrar. Any student who intends to cancel or withdraw must submit a signed and dated copy of the Notice of Withdrawal Form, or any other form of written notice that includes the required information to:

New York Film Academy  
3300 W. Riverside Dr.  
Burbank, CA 91505

## **REFUND INFORMATION:**

The New York Film Academy will refund 100% of the amount paid for institutional charges, less an administrative processing fee of \$100.00 if notice of cancellation is made through attendance at the first class session, or the seventh class day after enrollment, whichever is later.

Notice of cancellation or withdrawal must be made no later than \_\_\_\_\_.

After the 100% refund period described above, a student may withdraw from a course after instruction has started and receive a pro rata refund (less a non-refundable administrative processing fee of \$100.00) for the unused portion of the tuition and other refundable charges, if the student has completed 60% or less of the term's instruction.

The amount of the refund is calculated based on the student's withdrawal date. Transfer credits will be awarded with a deduction in overall tuition based on a per credit unit cost. Refunds are disbursed within 30 days of the official withdrawal from the school. The withdrawal is dated on the day that the student gave written notice to the school.



**SCHOOL PERFORMANCE FACT SHEET**

**CALENDAR YEARS 2020 & 2021**

**Bachelor of Fine Arts in Photography – 3 Years**

**On-time Completion Rates (Graduation Rates)**

Include data for the two calendar years prior to reporting

Calendar Year	Number of Students Who Began the Program	Students Available for Graduation	Number of On-time Graduates	On-time Completion Rates
2020	15	15	12	80%
2021	22	22	12	55%

Student’s Initials: \_\_\_\_\_ Date: \_\_\_\_\_

Initial only after you have had sufficient time to read and understand the information.

**Students Completing with 150% of Published Program Length**

Calendar Year	Number of Students Who Began the Program	Students Available for Graduation	150% Graduates	150% Completion Rates
2020	0	0	0	0
2021	0	0	0	0

\*Included only if program is more than one year in length

Student’s Initials: \_\_\_\_\_ Date: \_\_\_\_\_

Initial only after you have had sufficient time to read and understand the information.

# NEW YORK FILM ACADEMY

COLLEGE OF VISUAL AND PERFORMING ARTS

## Job Placement Rates (includes data for the two calendar years prior to reporting)

Calendar Year	Number of Students Who Began the Program	Number of Graduates	Graduates Available for Employment	Graduates Employed in the Field	Placement Rate % Employment in the Field
2020	15	12	11	0	0%
2021	22	12	9	2	22%

You may obtain from the institution a list of the employment positions determined to be in the field for which a student received education and training. Please contact the Compliance Office.

## Gainful Employment Categories (includes data for the two calendar years prior to reporting)

### Part Time vs. Full -Time Employment

Calendar Year	Graduates Employed in the Field 20 to 29 hours per week	Graduates Employed in the Field at least 30 hours per week	Total Graduates Employed in the field
2020	0	0	0
2021	1	1	2

### Single Position vs. Concurrent Aggregated Positions

Calendar Year	Graduates Employed in the Field in a single position	Graduates Employed in the Field concurrent aggregated positions	Total Graduates Employed in the field
2020	0	0	0
2021	2	0	2

**Self-Employed/Freelance Positions**

Calendar Year	Graduates Employed who are self-employed or working freelance	Total Graduates Employed in the field
2020	0	0
2021	1	2

**Institutional Employment**

Calendar Year	Graduates Employed in the field who are Employed by the Institution, an Employer Owned by the Institution, or an Employer who shares Ownership with the institution.	Total Graduates Employed in the field
2020	0	0
2021	0	2

**Student's Initials: \_\_\_\_\_ Date: \_\_\_\_\_**

**Initial only after you have had sufficient time to read and understand the information.**

**This Program may result in freelance or self-employment.**

- The work available to graduates of this program is usually for freelance or self-employment.
- This type of work may not be consistent.
- The period of employment can range from one day to weeks to several months.
- Hours worked in a day or week may be more or less than the traditional 8 hours work day or 40-hour work week.
- You can expect to spend unpaid time expanding your networks, advertising, promoting your services, or honing your skills.
- Once graduates begin to work freelance or are self-employed, they will be asked to provide documentation that they are employed as such so that they may be counted as placed for our job placement records.
- Students initialing this disclosure understand that either a majority or all of this school's graduates are employed in this manner and understand what comprises this work style.

**Student's Initials: \_\_\_\_\_ Date: \_\_\_\_\_**

**Initial only after you have had sufficient time to read and understand the information.**



**License Examination Passage Rates – This program does not lead to licensing examinations**

**Salary and Wage Information (includes data for the two calendar years prior to reporting)**

Annual salary and wages reported for graduates employed in the field.

Calendar Year	Graduates Available for Employment	Graduates Employed in the Field	\$0 - \$5,000	\$5,001 - \$10,000	\$35,001 - \$40,000	\$45,001 - \$50,000	No Salary Information Reported
2020	11	0	0	0	0	0	0
2021	9	2	2	0	0	0	0

A list of sources used to substantiate salary disclosures is available from the school. Please contact the Compliance Office.

**Student’s Initials: \_\_\_\_\_ Date: \_\_\_\_\_**

**Initial only after you have had sufficient time to read and understand the information.**

**COST OF EDUCATIONAL PROGRAM**

Total charges for the program for students completing on-time in 2020: \$128,936; 2021: \$137,590. Additional charges may be incurred if the program is not completed on-time.

**Student’s Initials: \_\_\_\_\_ Date: \_\_\_\_\_**

**Initial only after you have had sufficient time to read and understand the information.**



**FEDERAL STUDENT LOAN DEBT**

<b>Calendar Year</b>	<b>Most recent three year cohort default rate, as reported by the United States Department of Education.*</b>	<b>The percentage of enrolled students receiving federal student loans to pay for this program.</b>	<b>The average amount of federal student loan debt of graduates who took out federal student loans at this institution.</b>	<b>The percentage of graduates who took out federal student loans to pay for this Education Program.</b>
<b>2020</b>	3.8%	33%	\$28,173.50	39%
<b>2021</b>	0.5%	29%	\$24,382.83	33%

\*The percentage of students who defaulted on their federal student loans is called the Cohort Default Rate (CDR). It shows the percentage of this school’s students who were more than 270 days (9 months) behind on their federal student loans within three years of when the first payment was due. This is the most recent CDR reported by the U.S. Department of Education.

**Student’s Initials:** \_\_\_\_\_ **Date:** \_\_\_\_\_

**Initial only after you have had sufficient time to read and understand the information.**

This fact sheet is filed with the Bureau for Private Postsecondary Education. Regardless of any information you may have relating to the completion rates, starting salaries, or license exam passage rates, this fact sheet contains the information as calculated pursuant to state law.

Any questions a student may have regarding this fact sheet that have not been satisfactorily answered by the institution may be directed to the Bureau for Private Postsecondary Education at 1747 N. Market Blvd, Suite 225, Sacramento, CA 95834, [www.bppe.ca.gov](http://www.bppe.ca.gov), toll-free telephone number (888) 370-7589 or by fax (916) 263-1897.

\_\_\_\_\_  
**Student Name – Print**

\_\_\_\_\_  
**Student Signature**

\_\_\_\_\_  
**School Official**

\_\_\_\_\_  
**Date**

\_\_\_\_\_  
**Date**

## DEFINITIONS

- “Number of Students Who Began the Program” means the number of students who began a program who were scheduled to complete the program within 100% of the published program length within the reporting calendar year and excludes all students who cancelled during the cancellation period.
- “Students Available for Graduation” is the number of students who began the program minus the number of students who have died, been incarcerated, or been called to active military duty.
- “Number of On-time Graduates” is the number of students who completed the program within 100% of the published program length within the reporting calendar year.
- “On-time Completion Rate” is the number of on-time graduates divided by the number of students available for graduation.
- “150% Graduates” is the number of students who completed the program within 150% of the program length (includes on-time graduates).
- “150% Completion Rate” is the number of students who completed the program in the reported calendar year within 150% of the published program length, including on-time graduates, divided by the number of students available for graduation.
- “Graduates Available for Employment” means the number of graduates minus the number of graduates unavailable for employment.
- “Graduates Unavailable for Employment” means the graduates who, after graduation, die, become incarcerated, are called to active military duty, are international students that leave the United States or do not have a visa allowing employment in the United States, or are continuing their education in an accredited or bureau-approved postsecondary institution.
- “Graduates Employed in the Field” means graduates who beginning within six months after a student completes the applicable educational program are gainfully employed, whose employment has been reported, and for whom the institution has documented verification of employment. For occupations for which the state requires passing an examination, the six months period begins after the announcement of the examination results for the first examination available after a student completes an applicable educational program.
- “Placement Rate Employed in the Field” is calculated by dividing the number of graduates gainfully employed in the field by the number of graduates available for employment.
- “Number of Graduates Taking Exam” is the number of graduates who took the first available exam in the reported calendar year.

# NEW YORK FILM ACADEMY

COLLEGE OF VISUAL AND PERFORMING ARTS

- “First Available Exam Date” is the date for the first available exam after a student completed a program.
- “Passage Rate” is calculated by dividing the number of graduates who passed the exam by the number of graduates who took the reported licensing exam.
- “Number Who Passed First Available Exam” is the number of graduates who took and passed the first available licensing exam after completing the program.
- “Salary” is as reported by graduate or graduate’s employer.
- “No Salary Information Reported” is the number of graduates for whom, after making reasonable attempts, the school was not able to obtain salary information.





## **STUDENT'S RIGHT TO CANCEL**

The student has a right to cancel this enrollment agreement and obtain a refund. A notice of cancellation or withdrawal must be made in writing. The written request must include the following information: specific timeframes, such as the date the course started and the date of cancellation or withdrawal. Notice of Withdrawal forms are available in the Office of the Registrar. Any student who intends to cancel or withdraw must submit a signed and dated copy of the Notice of Withdrawal Form, or any other form of written notice that includes the required information to:

New York Film Academy  
3300 W. Riverside Dr.  
Burbank, CA 91505

## **REFUND INFORMATION:**

The New York Film Academy will refund 100% of the amount paid for institutional charges, less an administrative processing fee of \$100.00 if notice of cancellation is made through attendance at the first class session, or the seventh class day after enrollment, whichever is later.

Notice of cancellation or withdrawal must be made no later than \_\_\_\_\_.

After the 100% refund period described above, a student may withdraw from a course after instruction has started and receive a pro rata refund (less a non-refundable administrative processing fee of \$100.00) for the unused portion of the tuition and other refundable charges, if the student has completed 60% or less of the term's instruction.

The amount of the refund is calculated based on the student's withdrawal date. Transfer credits will be awarded with a deduction in overall tuition based on a per credit unit cost. Refunds are disbursed within 30 days of the official withdrawal from the school. The withdrawal is dated on the day that the student gave written notice to the school.



**SCHOOL PERFORMANCE FACT SHEET**

**CALENDAR YEARS 2020 & 2021**

**Bachelor of Fine Arts in Graphic Design– 3 Years**

**On-time Completion Rates (Graduation Rates)**

Include data for the two calendar years prior to reporting

Calendar Year	Number of Students Who Began the Program	Students Available for Graduation	Number of On-time Graduates	On-time Completion Rates
2020	0	0	0	0%
2021	0	0	0	0%

Student’s Initials: \_\_\_\_\_ Date: \_\_\_\_\_

Initial only after you have had sufficient time to read and understand the information.

**Students Completing with 150% of Published Program Length**

Calendar Year	Number of Students Who Began the Program	Students Available for Graduation	150% Graduates	150% Completion Rates
2020	0	0	0	0
2021	0	0	0	0

\*Included only if program is more than one year in length

Student’s Initials: \_\_\_\_\_ Date: \_\_\_\_\_

Initial only after you have had sufficient time to read and understand the information.



**Job Placement Rates (includes data for the two calendar years prior to reporting)**

Calendar Year	Number of Students Who Began the Program	Number of Graduates	Graduates Available for Employment	Graduates Employed in the Field	Placement Rate % Employment in the Field
2020	0	0	0	0	0%
2021	0	0	0	0	0%

You may obtain from the institution a list of the employment positions determined to be in the field for which a student received education and training. Please contact the Compliance Office.

**Gainful Employment Categories (includes data for the two calendar years prior to reporting)**

**Part Time vs. Full -Time Employment**

Calendar Year	Graduates Employed in the Field 20 to 29 hours per week	Graduates Employed in the Field at least 30 hours per week	Total Graduates Employed in the field
2020	0	0	0
2021	0	0	0

**Single Position vs. Concurrent Aggregated Positions**

Calendar Year	Graduates Employed in the Field in a single position	Graduates Employed in the Field concurrent aggregated positions	Total Graduates Employed in the field
2020	0	0	0
2021	0	0	0



**Self-Employed/Freelance Positions**

Calendar Year	Graduates Employed who are self-employed or working freelance	Total Graduates Employed in the field
2020	0	0
2021	0	0

**Institutional Employment**

Calendar Year	Graduates Employed in the field who are Employed by the Institution, an Employer Owned by the Institution, or an Employer who shares Ownership with the institution.	Total Graduates Employed in the field
2020	0	0
2021	0	0

Student's Initials: \_\_\_\_\_ Date: \_\_\_\_\_

Initial only after you have had sufficient time to read and understand the information.

**This Program may result in freelance or self-employment.**

- The work available to graduates of this program is usually for freelance or self-employment.
- This type of work may not be consistent.
- The period of employment can range from one day to weeks to several months.
- Hours worked in a day or week may be more or less than the traditional 8 hours work day or 40-hour work week.
- You can expect to spend unpaid time expanding your networks, advertising, promoting your services, or honing your skills.
- Once graduates begin to work freelance or are self-employed, they will be asked to provide documentation that they are employed as such so that they may be counted as placed for our job placement records.
- Students initialing this disclosure understand that either a majority or all of this school's graduates are employed in this manner and understand what comprises this work style.

Student's Initials: \_\_\_\_\_ Date: \_\_\_\_\_

Initial only after you have had sufficient time to read and understand the information.



**License Examination Passage Rates – This program does not lead to licensing examinations**

**Salary and Wage Information (includes data for the two calendar years prior to reporting)**

Annual salary and wages reported for graduates employed in the field.

Calendar Year	Graduates Available for Employment	Graduates Employed in the Field	\$20,001 - \$25,000	\$35,001 - \$40,000	\$40,001 - \$45,000	\$45,001 - \$50,000	No Salary Information Reported
2020	0	0	0	0	0	0	0
2021	0	0	0	0	0	0	0

A list of sources used to substantiate salary disclosures is available from the school. Please contact the Compliance Office.

Student’s Initials: \_\_\_\_\_ Date: \_\_\_\_\_

Initial only after you have had sufficient time to read and understand the information.

**COST OF EDUCATIONAL PROGRAM**

Total Charges for the program for students completing on-time in 2020: \$115,260; 2021: \$123,622. Additional charges may be incurred if the program is not completed on-time.

Student’s Initials: \_\_\_\_\_ Date: \_\_\_\_\_

Initial only after you have had sufficient time to read and understand the information.



**FEDERAL STUDENT LOAN DEBT**

Calendar Year	Most recent three year cohort default rate, as reported by the United States Department of Education.*	The percentage of enrolled students receiving federal student loans to pay for this program.	The average amount of federal student loan debt of graduates who took out federal student loans at this institution.	The percentage of graduates who took out federal student loans to pay for this Education Program.
<b>2020</b>	3.8%	0%	\$0	0%
<b>2021</b>	0.5%	0%	\$0	0%

\*The percentage of students who defaulted on their federal student loans is called the Cohort Default Rate (CDR). It shows the percentage of this school’s students who were more than 270 days (9 months) behind on their federal student loans within three years of when the first payment was due. This is the most recent CDR reported by the U.S. Department of Education.

**Student’s Initials:** \_\_\_\_\_ **Date:** \_\_\_\_\_

**Initial only after you have had sufficient time to read and understand the information.**

This fact sheet is filed with the Bureau for Private Postsecondary Education. Regardless of any information you may have relating to the completion rates, starting salaries, or license exam passage rates, this fact sheet contains the information as calculated pursuant to state law.

Any questions a student may have regarding this fact sheet that have not been satisfactorily answered by the institution may be directed to the Bureau for Private Postsecondary Education at 1747 N. Market Blvd, Suite 225, Sacramento, CA 95834, [www.bppe.ca.gov](http://www.bppe.ca.gov), toll-free telephone number (888) 370-7589 or by fax (916) 263-1897.

\_\_\_\_\_  
**Student Name – Print**

\_\_\_\_\_  
**Student Signature**

\_\_\_\_\_  
**School Official**

\_\_\_\_\_  
**Date**

\_\_\_\_\_  
**Date**

# NEW YORK FILM ACADEMY

COLLEGE OF VISUAL AND PERFORMING ARTS

## DEFINITIONS

- “Number of Students Who Began the Program” means the number of students who began a program who were scheduled to complete the program within 100% of the published program length within the reporting calendar year and excludes all students who cancelled during the cancellation period.
- “Students Available for Graduation” is the number of students who began the program minus the number of students who have died, been incarcerated, or been called to active military duty.
- “Number of On-time Graduates” is the number of students who completed the program within 100% of the published program length within the reporting calendar year.
- “On-time Completion Rate” is the number of on-time graduates divided by the number of students available for graduation.
- “150% Graduates” is the number of students who completed the program within 150% of the program length (includes on-time graduates).
- “150% Completion Rate” is the number of students who completed the program in the reported calendar year within 150% of the published program length, including on-time graduates, divided by the number of students available for graduation.
- “Graduates Available for Employment” means the number of graduates minus the number of graduates unavailable for employment.
- “Graduates Unavailable for Employment” means the graduates who, after graduation, die, become incarcerated, are called to active military duty, are international students that leave the United States or do not have a visa allowing employment in the United States, or are continuing their education in an accredited or bureau-approved postsecondary institution.
- “Graduates Employed in the Field” means graduates who beginning within six months after a student completes the applicable educational program are gainfully employed, whose employment has been reported, and for whom the institution has documented verification of employment. For occupations for which the state requires passing an examination, the six months period begins after the announcement of the examination results for the first examination available after a student completes an applicable educational program.
- “Placement Rate Employed in the Field” is calculated by dividing the number of graduates gainfully employed in the field by the number of graduates available for employment.

# NEW YORK FILM ACADEMY

COLLEGE OF VISUAL AND PERFORMING ARTS

- “Number of Graduates Taking Exam” is the number of graduates who took the first available exam in the reported calendar year.
- “First Available Exam Date” is the date for the first available exam after a student completed a program.
- “Passage Rate” is calculated by dividing the number of graduates who passed the exam by the number of graduates who took the reported licensing exam.
- “Number Who Passed First Available Exam” is the number of graduates who took and passed the first available licensing exam after completing the program.
- “Salary” is as reported by graduate or graduate’s employer.
- “No Salary Information Reported” is the number of graduates for whom, after making reasonable attempts, the school was not able to obtain salary information.





The student has a right to cancel this enrollment agreement and obtain a refund. A notice of cancellation or withdrawal must be made in writing. The written request must include the following information: specific timeframes, such as the date the course started and the date of cancellation or withdrawal. Notice of Withdrawal forms are available in the Office of the Registrar. Any student who intends to cancel or withdraw must submit a signed and dated copy of the Notice of Withdrawal Form, or any other form of written notice that includes the required information to:

New York Film Academy  
3300 W. Riverside Dr.  
Burbank, CA 91505

### **REFUND INFORMATION:**

The New York Film Academy will refund 100% of the amount paid for institutional charges, less an administrative processing fee of \$100.00 if notice of cancellation is made through attendance at the first class session, or the seventh class day after enrollment, whichever is later.

Notice of cancellation or withdrawal must be made no later than \_\_\_\_\_.

After the 100% refund period described above, a student may withdraw from a course after instruction has started and receive a pro rata refund (less a non-refundable administrative processing fee of \$100.00) for the unused portion of the tuition and other refundable charges, if the student has completed 60% or less of the term's instruction.

The amount of the refund is calculated based on the student's withdrawal date. Transfer credits will be awarded with a deduction in overall tuition based on a per credit unit cost. Refunds are disbursed within 30 days of the official withdrawal from the school. The withdrawal is dated on the day that the student gave written notice to the school.



**SCHOOL PERFORMANCE FACT SHEET**

**CALENDAR YEARS 2020 & 2021**

**Bachelor of Fine Arts in Game Design – 3 Years**

**On-time Completion Rates (Graduation Rates)**

Include data for the two calendar years prior to reporting

Calendar Year	Number of Students Who Began the Program	Students Available for Graduation	Number of On-time Graduates	On-time Completion Rates
2020	7	7	4	57%
2021	3	3	2	67%

Student’s Initials: \_\_\_\_\_ Date: \_\_\_\_\_

Initial only after you have had sufficient time to read and understand the information.

**Students Completing with 150% of Published Program Length**

Calendar Year	Number of Students Who Began the Program	Students Available for Graduation	150% Graduates	150% Completion Rates
2020	0	0	0	0
2021	0	0	0	0

\*Included only if program is more than one year in length

Student’s Initials: \_\_\_\_\_ Date: \_\_\_\_\_

Initial only after you have had sufficient time to read and understand the information.

# NEW YORK FILM ACADEMY

COLLEGE OF VISUAL AND PERFORMING ARTS

## Job Placement Rates (includes data for the two calendar years prior to reporting)

Calendar Year	Number of Students Who Began the Program	Number of Graduates	Graduates Available for Employment	Graduates Employed in the Field	Placement Rate % Employment in the Field
2020	7	4	4	0	0%
2021	3	2	2	0	0%

You may obtain from the institution a list of the employment positions determined to be in the field for which a student received education and training. Please contact the Compliance Office.

## Gainful Employment Categories (includes data for the two calendar years prior to reporting)

### Part Time vs. Full -Time Employment

Calendar Year	Graduates Employed in the Field 20 to 29 hours per week	Graduates Employed in the Field at least 30 hours per week	Total Graduates Employed in the field
2020	0	0	0
2021	0	0	0

### Single Position vs. Concurrent Aggregated Positions

Calendar Year	Graduates Employed in the Field in a single position	Graduates Employed in the Field concurrent aggregated positions	Total Graduates Employed in the field
2020	0	0	0
2021	0	0	0

**Self-Employed/Freelance Positions**

Calendar Year	Graduates Employed who are self-employed or working freelance	Total Graduates Employed in the field
2020	0	0
2021	0	0

**Institutional Employment**

Calendar Year	Graduates Employed in the field who are Employed by the Institution, an Employer Owned by the Institution, or an Employer who shares Ownership with the institution.	Total Graduates Employed in the field
2020	0	0
2021	0	0

**Student's Initials: \_\_\_\_\_ Date: \_\_\_\_\_**

**Initial only after you have had sufficient time to read and understand the information.**

**This Program may result in freelance or self-employment.**

- The work available to graduates of this program is usually for freelance or self-employment.
- This type of work may not be consistent.
- The period of employment can range from one day to weeks to several months.
- Hours worked in a day or week may be more or less than the traditional 8 hours work day or 40-hour work week.
- You can expect to spend unpaid time expanding your networks, advertising, promoting your services, or honing your skills.
- Once graduates begin to work freelance or are self-employed, they will be asked to provide documentation that they are employed as such so that they may be counted as placed for our job placement records.
- Students initialing this disclosure understand that either a majority or all of this school's graduates are employed in this manner and understand what comprises this work style.

**Student's Initials: \_\_\_\_\_ Date: \_\_\_\_\_**

**Initial only after you have had sufficient time to read and understand the information.**



**License Examination Passage Rates – This program does not lead to licensing examinations**

**Salary and Wage Information (includes data for the two calendar years prior to reporting)**

Annual salary and wages reported for graduates employed in the field.

Calendar Year	Graduates Available for Employment	Graduates Employed in the Field	\$15,001 - \$20,000	\$20,001 - \$25,000	\$30,001 - \$35,000	\$45,001 - \$50,000	No Salary Information Reported
2020	4	0	0	0	0	0	0
2021	2	0	0	0	0	0	0

A list of sources used to substantiate salary disclosures is available from the school. Please contact the Compliance Office.

**Student’s Initials:** \_\_\_\_\_ **Date:** \_\_\_\_\_

**Initial only after you have had sufficient time to read and understand the information.**

**COST OF EDUCATIONAL PROGRAM**

Total charges for the program for students completing on-time in 2020: \$114,090; 2021: \$122,427. Additional charges may be incurred if the program is not completed on-time.

**Student’s Initials:** \_\_\_\_\_ **Date:** \_\_\_\_\_

**Initial only after you have had sufficient time to read and understand the information.**



**FEDERAL STUDENT LOAN DEBT**

<b>Calendar Year</b>	<b>Most recent three year cohort default rate, as reported by the United States Department of Education.*</b>	<b>The percentage of enrolled students receiving federal student loans to pay for this program.</b>	<b>The average amount of federal student loan debt of graduates who took out federal student loans at this institution.</b>	<b>The percentage of graduates who took out federal student loans to pay for this Education Program.</b>
<b>2020</b>	3.8%	38%	\$25,974.67	60%
<b>2021</b>	0.5%	31%	\$19,292.25	75%

\*The percentage of students who defaulted on their federal student loans is called the Cohort Default Rate (CDR). It shows the percentage of this school’s students who were more than 270 days (9 months) behind on their federal student loans within three years of when the first payment was due. This is the most recent CDR reported by the U.S. Department of Education.

**Student’s Initials:** \_\_\_\_\_ **Date:** \_\_\_\_\_

**Initial only after you have had sufficient time to read and understand the information.**

This fact sheet is filed with the Bureau for Private Postsecondary Education. Regardless of any information you may have relating to the completion rates, starting salaries, or license exam passage rates, this fact sheet contains the information as calculated pursuant to state law.

Any questions a student may have regarding this fact sheet that have not been satisfactorily answered by the institution may be directed to the Bureau for Private Postsecondary Education at 1747 N. Market Blvd, Suite 225, Sacramento, CA 95834, [www.bppe.ca.gov](http://www.bppe.ca.gov), toll-free telephone number (888) 370-7589 or by fax (916) 263-1897.

\_\_\_\_\_  
**Student Name – Print**

\_\_\_\_\_  
**Student Signature**

\_\_\_\_\_  
**School Official**

\_\_\_\_\_  
**Date**

\_\_\_\_\_  
**Date**

## DEFINITIONS

- “Number of Students Who Began the Program” means the number of students who began a program who were scheduled to complete the program within 100% of the published program length within the reporting calendar year and excludes all students who cancelled during the cancellation period.
- “Students Available for Graduation” is the number of students who began the program minus the number of students who have died, been incarcerated, or been called to active military duty.
- “Number of On-time Graduates” is the number of students who completed the program within 100% of the published program length within the reporting calendar year.
- “On-time Completion Rate” is the number of on-time graduates divided by the number of students available for graduation.
- “150% Graduates” is the number of students who completed the program within 150% of the program length (includes on-time graduates).
- “150% Completion Rate” is the number of students who completed the program in the reported calendar year within 150% of the published program length, including on-time graduates, divided by the number of students available for graduation.
- “Graduates Available for Employment” means the number of graduates minus the number of graduates unavailable for employment.
- “Graduates Unavailable for Employment” means the graduates who, after graduation, die, become incarcerated, are called to active military duty, are international students that leave the United States or do not have a visa allowing employment in the United States, or are continuing their education in an accredited or bureau-approved postsecondary institution.
- “Graduates Employed in the Field” means graduates who beginning within six months after a student completes the applicable educational program are gainfully employed, whose employment has been reported, and for whom the institution has documented verification of employment. For occupations for which the state requires passing an examination, the six months period begins after the announcement of the examination results for the first examination available after a student completes an applicable educational program.
- “Placement Rate Employed in the Field” is calculated by dividing the number of graduates gainfully employed in the field by the number of graduates available for employment.
- “Number of Graduates Taking Exam” is the number of graduates who took the first available exam in the reported calendar year.

# NEW YORK FILM ACADEMY

COLLEGE OF VISUAL AND PERFORMING ARTS

- “First Available Exam Date” is the date for the first available exam after a student completed a program.
- “Passage Rate” is calculated by dividing the number of graduates who passed the exam by the number of graduates who took the reported licensing exam.
- “Number Who Passed First Available Exam” is the number of graduates who took and passed the first available licensing exam after completing the program.
- “Salary” is as reported by graduate or graduate’s employer.
- “No Salary Information Reported” is the number of graduates for whom, after making reasonable attempts, the school was not able to obtain salary information.





## **STUDENT'S RIGHT TO CANCEL**

The student has a right to cancel this enrollment agreement and obtain a refund. A notice of cancellation or withdrawal must be made in writing. The written request must include the following information: specific timeframes, such as the date the course started and the date of cancellation or withdrawal. Notice of Withdrawal forms are available in the Office of the Registrar. Any student who intends to cancel or withdraw must submit a signed and dated copy of the Notice of Withdrawal Form, or any other form of written notice that includes the required information to:

New York Film Academy  
3300 W. Riverside Dr.  
Burbank, CA 91505

## **REFUND INFORMATION:**

The New York Film Academy will refund 100% of the amount paid for institutional charges, less an administrative processing fee of \$100.00 if notice of cancellation is made through attendance at the first class session, or the seventh class day after enrollment, whichever is later.

Notice of cancellation or withdrawal must be made no later than \_\_\_\_\_.

After the 100% refund period described above, a student may withdraw from a course after instruction has started and receive a pro rata refund (less a non-refundable administrative processing fee of \$100.00) for the unused portion of the tuition and other refundable charges, if the student has completed 60% or less of the term's instruction.

The amount of the refund is calculated based on the student's withdrawal date. Transfer credits will be awarded with a deduction in overall tuition based on a per credit unit cost. Refunds are disbursed within 30 days of the official withdrawal from the school. The withdrawal is dated on the day that the student gave written notice to the school.



**SCHOOL PERFORMANCE FACT SHEET**

**CALENDAR YEARS 2020 & 2021**

**Bachelor of Fine Arts in Filmmaking – 3 Years**

**On-time Completion Rates (Graduation Rates)**

Include data for the two calendar years prior to reporting

Calendar Year	Number of Students Who Began the Program	Students Available for Graduation	Number of On-time Graduates	On-time Completion Rates
2020	193	193	119	62%
2021	208	208	109	52%

Student’s Initials: \_\_\_\_\_ Date: \_\_\_\_\_

Initial only after you have had sufficient time to read and understand the information.

**Students Completing with 150% of Published Program Length**

Calendar Year	Number of Students Who Began the Program	Students Available for Graduation	150% Graduates	150% Completion Rates
2020	0	0	0	0
2021	0	0	0	0

\*Included only if program is more than one year in length

Student’s Initials: \_\_\_\_\_ Date: \_\_\_\_\_

Initial only after you have had sufficient time to read and understand the information.

# NEW YORK FILM ACADEMY

COLLEGE OF VISUAL AND PERFORMING ARTS

## Job Placement Rates (includes data for the two calendar years prior to reporting)

Calendar Year	Number of Students Who Began the Program	Number of Graduates	Graduates Available for Employment	Graduates Employed in the Field	Placement Rate % Employment in the Field
2020	193	119	85	10	12%
2021	208	109	75	13	17%

You may obtain from the institution a list of the employment positions determined to be in the field for which a student received education and training. Please contact the Compliance Office.

## Gainful Employment Categories (includes data for the two calendar years prior to reporting)

### Part Time vs. Full -Time Employment

Calendar Year	Graduates Employed in the Field 20 to 29 hours per week	Graduates Employed in the Field at least 30 hours per week	Total Graduates Employed in the field
2020	0	10	10
2021	0	13	13

### Single Position vs. Concurrent Aggregated Positions

Calendar Year	Graduates Employed in the Field in a single position	Graduates Employed in the Field concurrent aggregated positions	Total Graduates Employed in the field
2020	6	0	10
2021	13	0	13

**Self-Employed/Freelance Positions**

Calendar Year	Graduates Employed who are self-employed or working freelance	Total Graduates Employed in the field
2020	4	10
2021	7	13

**Institutional Employment**

Calendar Year	Graduates Employed in the field who are Employed by the Institution, an Employer Owned by the Institution, or an Employer who shares Ownership with the institution.	Total Graduates Employed in the field
2020	0	10
2021	0	13

**Student's Initials:** \_\_\_\_\_ **Date:** \_\_\_\_\_

**Initial only after you have had sufficient time to read and understand the information.**

**This Program may result in freelance or self-employment.**

- The work available to graduates of this program is usually for freelance or self-employment.
- This type of work may not be consistent.
- The period of employment can range from one day to weeks to several months.
- Hours worked in a day or week may be more or less than the traditional 8 hours work day or 40-hour work week.
- You can expect to spend unpaid time expanding your networks, advertising, promoting your services, or honing your skills.
- Once graduates begin to work freelance or are self-employed, they will be asked to provide documentation that they are employed as such so that they may be counted as placed for our job placement records.
- Students initialing this disclosure understand that either a majority or all of this school's graduates are employed in this manner and understand what comprises this work style.

**Student's Initials:** \_\_\_\_\_ **Date:** \_\_\_\_\_

**Initial only after you have had sufficient time to read and understand the information.**



**License Examination Passage Rates – This program does not lead to licensing examinations**

**Salary and Wage Information (includes data for the two calendar years prior to reporting)**

Annual salary and wages reported for graduates employed in the field.

Calendar Year	Graduates Available for Employment	Graduates Employed in the Field	\$0, \$5,000	\$10,000 \$15,000	\$15,001 \$20,000	\$25,001 \$30,000	\$30,000 \$35,000	\$35,000 \$40,000	\$40,001 \$45,000	\$55,000 \$65,000	\$80,001 \$85,000
2020	85	10	4	1	0	0	1	2	1	0	1
2021	75	13	4	0	1	2	0	3	1	2	0

A list of sources used to substantiate salary disclosures is available from the school. Please contact the Compliance Office.

**Student’s Initials: \_\_\_\_\_ Date: \_\_\_\_\_**

**Initial only after you have had sufficient time to read and understand the information.**

**COST OF EDUCATIONAL PROGRAM**

Total charges for the program for students completing on-time in 2020: \$150,045; 2021: \$159,502. Additional charges may be incurred if the program is not completed on-time.

**Student’s Initials: \_\_\_\_\_ Date: \_\_\_\_\_**

**Initial only after you have had sufficient time to read and understand the information.**



**FEDERAL STUDENT LOAN DEBT**

<b>Calendar Year</b>	<b>Most recent three year cohort default rate, as reported by the United States Department of Education.*</b>	<b>The percentage of enrolled students receiving federal student loans to pay for this program.</b>	<b>The average amount of federal student loan debt of graduates who took out federal student loans at this institution.</b>	<b>The percentage of graduates who took out federal student loans to pay for this Education Program.</b>
<b>2020</b>	3.8%	21%	\$28,188.30	22%
<b>2021</b>	0.5%	21%	\$20,722.67	17%

\*The percentage of students who defaulted on their federal student loans is called the Cohort Default Rate (CDR). It shows the percentage of this school’s students who were more than 270 days (9 months) behind on their federal student loans within three years of when the first payment was due. This is the most recent CDR reported by the U.S. Department of Education.

**Student’s Initials:** \_\_\_\_\_ **Date:** \_\_\_\_\_

**Initial only after you have had sufficient time to read and understand the information.**

This fact sheet is filed with the Bureau for Private Postsecondary Education. Regardless of any information you may have relating to the completion rates, starting salaries, or license exam passage rates, this fact sheet contains the information as calculated pursuant to state law.

Any questions a student may have regarding this fact sheet that have not been satisfactorily answered by the institution may be directed to the Bureau for Private Postsecondary Education at 1747 N. Market Blvd, Suite 225, Sacramento, CA 95834, [www.bppe.ca.gov](http://www.bppe.ca.gov), toll-free telephone number (888) 370-7589 or by fax (916) 263-1897.

\_\_\_\_\_  
**Student Name – Print**

\_\_\_\_\_  
**Student Signature**

\_\_\_\_\_  
**School Official**

\_\_\_\_\_  
**Date**

\_\_\_\_\_  
**Date**

## DEFINITIONS

- “Number of Students Who Began the Program” means the number of students who began a program who were scheduled to complete the program within 100% of the published program length within the reporting calendar year and excludes all students who cancelled during the cancellation period.
- “Students Available for Graduation” is the number of students who began the program minus the number of students who have died, been incarcerated, or been called to active military duty.
- “Number of On-time Graduates” is the number of students who completed the program within 100% of the published program length within the reporting calendar year.
- “On-time Completion Rate” is the number of on-time graduates divided by the number of students available for graduation.
- “150% Graduates” is the number of students who completed the program within 150% of the program length (includes on-time graduates).
- “150% Completion Rate” is the number of students who completed the program in the reported calendar year within 150% of the published program length, including on-time graduates, divided by the number of students available for graduation.
- “Graduates Available for Employment” means the number of graduates minus the number of graduates unavailable for employment.
- “Graduates Unavailable for Employment” means the graduates who, after graduation, die, become incarcerated, are called to active military duty, are international students that leave the United States or do not have a visa allowing employment in the United States, or are continuing their education in an accredited or bureau-approved postsecondary institution.
- “Graduates Employed in the Field” means graduates who beginning within six months after a student completes the applicable educational program are gainfully employed, whose employment has been reported, and for whom the institution has documented verification of employment. For occupations for which the state requires passing an examination, the six months period begins after the announcement of the examination results for the first examination available after a student completes an applicable educational program.
- “Placement Rate Employed in the Field” is calculated by dividing the number of graduates gainfully employed in the field by the number of graduates available for employment.
- “Number of Graduates Taking Exam” is the number of graduates who took the first available exam in the reported calendar year.

# NEW YORK FILM ACADEMY

COLLEGE OF VISUAL AND PERFORMING ARTS

- “First Available Exam Date” is the date for the first available exam after a student completed a program.
- “Passage Rate” is calculated by dividing the number of graduates who passed the exam by the number of graduates who took the reported licensing exam.
- “Number Who Passed First Available Exam” is the number of graduates who took and passed the first available licensing exam after completing the program.
- “Salary” is as reported by graduate or graduate’s employer.
- “No Salary Information Reported” is the number of graduates for whom, after making reasonable attempts, the school was not able to obtain salary information.





## **STUDENT'S RIGHT TO CANCEL**

The student has a right to cancel this enrollment agreement and obtain a refund. A notice of cancellation or withdrawal must be made in writing. The written request must include the following information: specific timeframes, such as the date the course started and the date of cancellation or withdrawal. Notice of Withdrawal forms are available in the Office of the Registrar. Any student who intends to cancel or withdraw must submit a signed and dated copy of the Notice of Withdrawal Form, or any other form of written notice that includes the required information to:

New York Film Academy  
3300 W. Riverside Dr.  
Burbank, CA 91505

## **REFUND INFORMATION:**

The New York Film Academy will refund 100% of the amount paid for institutional charges, less an administrative processing fee of \$100.00 if notice of cancellation is made through attendance at the first class session, or the seventh class day after enrollment, whichever is later.

Notice of cancellation or withdrawal must be made no later than \_\_\_\_\_.

After the 100% refund period described above, a student may withdraw from a course after instruction has started and receive a pro rata refund (less a non-refundable administrative processing fee of \$100.00) for the unused portion of the tuition and other refundable charges, if the student has completed 60% or less of the term's instruction.

The amount of the refund is calculated based on the student's withdrawal date. Transfer credits will be awarded with a deduction in overall tuition based on a per credit unit cost. Refunds are disbursed within 30 days of the official withdrawal from the school. The withdrawal is dated on the day that the student gave written notice to the school.



**SCHOOL PERFORMANCE FACT SHEET**

**CALENDAR YEARS 2020 & 2021**

**Bachelor of Fine Arts in 3-D Animation – 3 Years**

**On-time Completion Rates (Graduation Rates)**

Include data for the two calendar years prior to reporting

Calendar Year	Number of Students Who Began the Program	Students Available for Graduation	Number of On-time Graduates	On-time Completion Rates
2020	12	12	6	50%
2021	20	20	7	35%

Student’s Initials: \_\_\_\_\_ Date: \_\_\_\_\_

Initial only after you have had sufficient time to read and understand the information.

**Students Completing with 150% of Published Program Length**

Calendar Year	Number of Students Who Began the Program	Students Available for Graduation	150% Graduates	150% Completion Rates
2020	0	0	0	0
2021	0	0	0	0

\*Included only if program is more than one year in length

Student’s Initials: \_\_\_\_\_ Date: \_\_\_\_\_

Initial only after you have had sufficient time to read and understand the information.

# NEW YORK FILM ACADEMY

COLLEGE OF VISUAL AND PERFORMING ARTS

## Job Placement Rates (includes data for the two calendar years prior to reporting)

Calendar Year	Number of Students Who Began the Program	Number of Graduates	Graduates Available for Employment	Graduates Employed in the Field	Placement Rate % Employment in the Field
2020	12	6	5	2	40%
2021	20	7	4	1	25%

You may obtain from the institution a list of the employment positions determined to be in the field for which a student received education and training. Please contact the Compliance Office.

## Gainful Employment Categories (includes data for the two calendar years prior to reporting)

### Part Time vs. Full -Time Employment

Calendar Year	Graduates Employed in the Field 20 to 29 hours per week	Graduates Employed in the Field at least 30 hours per week	Total Graduates Employed in the field
2020	1	1	2
2021	0	1	1

### Single Position vs. Concurrent Aggregated Positions

Calendar Year	Graduates Employed in the Field in a single position	Graduates Employed in the Field concurrent aggregated positions	Total Graduates Employed in the field
2020	1	0	2
2021	1	0	1

# NEW YORK FILM ACADEMY

COLLEGE OF VISUAL AND PERFORMING ARTS

## Self-Employed/Freelance Positions

Calendar Year	Graduates Employed who are self-employed or working freelance	Total Graduates Employed in the field
2020	1	2
2021	0	1

## Institutional Employment

Calendar Year	Graduates Employed in the field who are Employed by the Institution, an Employer Owned by the Institution, or an Employer who shares Ownership with the institution.	Total Graduates Employed in the field
2020	0	2
2021	0	1

**Student's Initials:** \_\_\_\_\_ **Date:** \_\_\_\_\_

**Initial only after you have had sufficient time to read and understand the information.**

### This Program may result in freelance or self-employment.

- The work available to graduates of this program is usually for freelance or self-employment.
- This type of work may not be consistent.
- The period of employment can range from one day to weeks to several months.
- Hours worked in a day or week may be more or less than the traditional 8 hours work day or 40-hour work week.
- You can expect to spend unpaid time expanding your networks, advertising, promoting your services, or honing your skills.
- Once graduates begin to work freelance or are self-employed, they will be asked to provide documentation that they are employed as such so that they may be counted as placed for our job placement records.
- Students initialing this disclosure understand that either a majority or all of this school's graduates are employed in this manner and understand what comprises this work style.

**Student's Initials:** \_\_\_\_\_ **Date:** \_\_\_\_\_

**Initial only after you have had sufficient time to read and understand the information.**



**License Examination Passage Rates – This program does not lead to licensing examinations**

**Salary and Wage Information (includes data for the two calendar years prior to reporting)**

Annual salary and wages reported for graduates employed in the field.

Calendar Year	Graduates Available for Employment	Graduates Employed in the Field	\$0 - \$5,000	\$10,001 - \$15,000	\$20,001 - \$25,000	\$45,001 - \$50,000	\$75,001 - \$80,000	No Salary Information Reported
2020	5	2	1	0	0	1	0	0
2021	4	1	0	0	0	0	1	0

A list of sources used to substantiate salary disclosures is available from the school. Please contact the Compliance Office.

**Student’s Initials:** \_\_\_\_\_ **Date:** \_\_\_\_\_

**Initial only after you have had sufficient time to read and understand the information.**

**COST OF EDUCATIONAL PROGRAM**

Total charges for the program for students completing on-time in 2020: \$115,042; 2021: \$123,399. Additional charges may be incurred if the program is not completed on-time.

**Student’s Initials:** \_\_\_\_\_ **Date:** \_\_\_\_\_

**Initial only after you have had sufficient time to read and understand the information.**



**FEDERAL STUDENT LOAN DEBT**

<b>Calendar Year</b>	<b>Most recent three year cohort default rate, as reported by the United States Department of Education.*</b>	<b>The percentage of enrolled students receiving federal student loans to pay for this program.</b>	<b>The average amount of federal student loan debt of graduates who took out federal student loans at this institution.</b>	<b>The percentage of graduates who took out federal student loans to pay for this Education Program.</b>
<b>2020</b>	3.8%	25%	\$24,246.00	20%
<b>2021</b>	0.5%	25%	\$18,927.83	31%

\*The percentage of students who defaulted on their federal student loans is called the Cohort Default Rate (CDR). It shows the percentage of this school’s students who were more than 270 days (9 months) behind on their federal student loans within three years of when the first payment was due. This is the most recent CDR reported by the U.S. Department of Education.

**Student’s Initials:** \_\_\_\_\_ **Date:** \_\_\_\_\_

**Initial only after you have had sufficient time to read and understand the information.**

This fact sheet is filed with the Bureau for Private Postsecondary Education. Regardless of any information you may have relating to the completion rates, starting salaries, or license exam passage rates, this fact sheet contains the information as calculated pursuant to state law.

Any questions a student may have regarding this fact sheet that have not been satisfactorily answered by the institution may be directed to the Bureau for Private Postsecondary Education at 1747 N. Market Blvd, Suite 225, Sacramento, CA 95834, [www.bppe.ca.gov](http://www.bppe.ca.gov), toll-free telephone number (888) 370-7589 or by fax (916) 263-1897.

\_\_\_\_\_  
**Student Name – Print**

\_\_\_\_\_  
**Student Signature**

\_\_\_\_\_  
**School Official**

\_\_\_\_\_  
**Date**

\_\_\_\_\_  
**Date**

## DEFINITIONS

- “Number of Students Who Began the Program” means the number of students who began a program who were scheduled to complete the program within 100% of the published program length within the reporting calendar year and excludes all students who cancelled during the cancellation period.
- “Students Available for Graduation” is the number of students who began the program minus the number of students who have died, been incarcerated, or been called to active military duty.
- “Number of On-time Graduates” is the number of students who completed the program within 100% of the published program length within the reporting calendar year.
- “On-time Completion Rate” is the number of on-time graduates divided by the number of students available for graduation.
- “150% Graduates” is the number of students who completed the program within 150% of the program length (includes on-time graduates).
- “150% Completion Rate” is the number of students who completed the program in the reported calendar year within 150% of the published program length, including on-time graduates, divided by the number of students available for graduation.
- “Graduates Available for Employment” means the number of graduates minus the number of graduates unavailable for employment.
- “Graduates Unavailable for Employment” means the graduates who, after graduation, die, become incarcerated, are called to active military duty, are international students that leave the United States or do not have a visa allowing employment in the United States, or are continuing their education in an accredited or bureau-approved postsecondary institution.
- “Graduates Employed in the Field” means graduates who beginning within six months after a student completes the applicable educational program are gainfully employed, whose employment has been reported, and for whom the institution has documented verification of employment. For occupations for which the state requires passing an examination, the six months period begins after the announcement of the examination results for the first examination available after a student completes an applicable educational program.
- “Placement Rate Employed in the Field” is calculated by dividing the number of graduates gainfully employed in the field by the number of graduates available for employment.
- “Number of Graduates Taking Exam” is the number of graduates who took the first available exam in the reported calendar year.

# NEW YORK FILM ACADEMY

COLLEGE OF VISUAL AND PERFORMING ARTS

- “First Available Exam Date” is the date for the first available exam after a student completed a program.
- “Passage Rate” is calculated by dividing the number of graduates who passed the exam by the number of graduates who took the reported licensing exam.
- “Number Who Passed First Available Exam” is the number of graduates who took and passed the first available licensing exam after completing the program.
- “Salary” is as reported by graduate or graduate’s employer.
- “No Salary Information Reported” is the number of graduates for whom, after making reasonable attempts, the school was not able to obtain salary information.





## **STUDENT'S RIGHT TO CANCEL**

The student has a right to cancel this enrollment agreement and obtain a refund. A notice of cancellation or withdrawal must be made in writing. The written request must include the following information: specific timeframes, such as the date the course started and the date of cancellation or withdrawal. Notice of Withdrawal forms are available in the Office of the Registrar. Any student who intends to cancel or withdraw must submit a signed and dated copy of the Notice of Withdrawal Form, or any other form of written notice that includes the required information to:

New York Film Academy  
3300 W. Riverside Dr.  
Burbank, CA 91505

## **REFUND INFORMATION:**

The New York Film Academy will refund 100% of the amount paid for institutional charges, less an administrative processing fee of \$100.00 if notice of cancellation is made through attendance at the first class session, or the seventh class day after enrollment, whichever is later.

Notice of cancellation or withdrawal must be made no later than \_\_\_\_\_.

After the 100% refund period described above, a student may withdraw from a course after instruction has started and receive a pro rata refund (less a non-refundable administrative processing fee of \$100.00) for the unused portion of the tuition and other refundable charges, if the student has completed 60% or less of the term's instruction.

The amount of the refund is calculated based on the student's withdrawal date. Transfer credits will be awarded with a deduction in overall tuition based on a per credit unit cost. Refunds are disbursed within 30 days of the official withdrawal from the school. The withdrawal is dated on the day that the student gave written notice to the school.



**SCHOOL PERFORMANCE FACT SHEET**

**CALENDAR YEARS 2020 & 2021**

**Bachelor of Fine Arts in Acting for Film – 3 Years**

**On-time Completion Rates (Graduation Rates)**

Include data for the two calendar years prior to reporting

Calendar Year	Number of Students Who Began the Program	Students Available for Graduation	Number of On-time Graduates	On-time Completion Rates
2020	162	162	100	62%
2021	161	161	84	52%

Student’s Initials: \_\_\_\_\_ Date: \_\_\_\_\_

Initial only after you have had sufficient time to read and understand the information.

**Students Completing with 150% of Published Program Length**

Calendar Year	Number of Students Who Began the Program	Students Available for Graduation	150% Graduates	150% Completion Rates
2020	0	0	0	0
2021	0	0	0	0

\*Included only if program is more than one year in length

Student’s Initials: \_\_\_\_\_ Date: \_\_\_\_\_

Initial only after you have had sufficient time to read and understand the information.

# NEW YORK FILM ACADEMY

COLLEGE OF VISUAL AND PERFORMING ARTS

## Job Placement Rates (includes data for the two calendar years prior to reporting)

Calendar Year	Number of Students Who Began the Program	Number of Graduates	Graduates Available for Employment	Graduates Employed in the Field	Placement Rate % Employment in the Field
2020	162	100	85	3	4%
2021	161	84	76	10	13%

You may obtain from the institution a list of the employment positions determined to be in the field for which a student received education and training. Please contact the Compliance Office.

## Gainful Employment Categories (includes data for the two calendar years prior to reporting)

### Part Time vs. Full -Time Employment

Calendar Year	Graduates Employed in the Field 20 to 29 hours per week	Graduates Employed in the Field at least 30 hours per week	Total Graduates Employed in the field
2020	2	1	3
2021	1	9	10

### Single Position vs. Concurrent Aggregated Positions

Calendar Year	Graduates Employed in the Field in a single position	Graduates Employed in the Field concurrent aggregated positions	Total Graduates Employed in the field
2020	2	0	3
2021	10	0	10

# NEW YORK FILM ACADEMY

COLLEGE OF VISUAL AND PERFORMING ARTS

## Self-Employed/Freelance Positions

Calendar Year	Graduates Employed who are self-employed or working freelance	Total Graduates Employed in the field
2020	1	3
2021	4	10

## Institutional Employment

Calendar Year	Graduates Employed in the field who are Employed by the Institution, an Employer Owned by the Institution, or an Employer who shares Ownership with the institution.	Total Graduates Employed in the field
2020	0	3
2021	1	10

**Student's Initials:** \_\_\_\_\_ **Date:** \_\_\_\_\_

**Initial only after you have had sufficient time to read and understand the information.**

### This Program may result in freelance or self-employment.

- The work available to graduates of this program is usually for freelance or self-employment.
- This type of work may not be consistent.
- The period of employment can range from one day to weeks to several months.
- Hours worked in a day or week may be more or less than the traditional 8 hours work day or 40-hour work week.
- You can expect to spend unpaid time expanding your networks, advertising, promoting your services, or honing your skills.
- Once graduates begin to work freelance or are self-employed, they will be asked to provide documentation that they are employed as such so that they may be counted as placed for our job placement records.
- Students initialing this disclosure understand that either a majority or all of this school's graduates are employed in this manner and understand what comprises this work style.

**Student's Initials:** \_\_\_\_\_ **Date:** \_\_\_\_\_

**Initial only after you have had sufficient time to read and understand the information.**



**License Examination Passage Rates – This program does not lead to licensing examinations**

**Salary and Wage Information (includes data for the two calendar years prior to reporting)**

Annual salary and wages reported for graduates employed in the field.

Calendar Year	Graduates Available for Employment	Graduates Employed in the Field	\$0 - \$5,000	\$5,001 - \$15,000	\$15,001 - \$20,000	\$20,001 - \$25,000	\$25,001 - \$30,000	\$30,001 - \$35,000	\$35,001 - \$40,000	\$40,001 - \$45,000	\$45,001 - \$50,000	\$50,001 - \$55,000
2020	81	3	2	0	0	0	0	0	1	0	0	0
2021	76	10	2	2	1	1	1	1	0	1	1	1

A list of sources used to substantiate salary disclosures is available from the school. Please contact the Compliance Office.

**Student’s Initials:** \_\_\_\_\_ **Date:** \_\_\_\_\_

**Initial only after you have had sufficient time to read and understand the information.**

**COST OF EDUCATIONAL PROGRAM**

Total charges for the program for students completing on-time in 2020: \$114,122; 2021: \$122,459. Additional charges may be incurred if the program is not completed on-time.

**Student’s Initials:** \_\_\_\_\_ **Date:** \_\_\_\_\_

**Initial only after you have had sufficient time to read and understand the information.**

# NEW YORK FILM ACADEMY

COLLEGE OF VISUAL AND PERFORMING ARTS

## FEDERAL STUDENT LOAN DEBT

Calendar Year	Most recent three year cohort default rate, as reported by the United States Department of Education.*	The percentage of enrolled students receiving federal student loans to pay for this program.	The average amount of federal student loan debt of graduates who took out federal student loans at this institution.	The percentage of graduates who took out federal student loans to pay for this Education Program.
<b>2020</b>	3.8%	31%	\$26,553.95	32%
<b>2021</b>	0.5%	30%	\$18,903.54	28%

\*The percentage of students who defaulted on their federal student loans is called the Cohort Default Rate (CDR). It shows the percentage of this school's students who were more than 270 days (9 months) behind on their federal student loans within three years of when the first payment was due. This is the most recent CDR reported by the U.S. Department of Education.

**Student's Initials:** \_\_\_\_\_ **Date:** \_\_\_\_\_

**Initial only after you have had sufficient time to read and understand the information.**

This fact sheet is filed with the Bureau for Private Postsecondary Education. Regardless of any information you may have relating to the completion rates, starting salaries, or license exam passage rates, this fact sheet contains the information as calculated pursuant to state law.

Any questions a student may have regarding this fact sheet that have not been satisfactorily answered by the institution may be directed to the Bureau for Private Postsecondary Education at 1747 N. Market Blvd, Suite 225, Sacramento, CA 95834, [www.bppe.ca.gov](http://www.bppe.ca.gov), toll-free telephone number (888) 370-7589 or by fax (916) 263-1897.

\_\_\_\_\_  
**Student Name – Print**

\_\_\_\_\_  
**Student Signature**

\_\_\_\_\_  
**School Official**

\_\_\_\_\_  
**Date**

\_\_\_\_\_  
**Date**

## DEFINITIONS

- “Number of Students Who Began the Program” means the number of students who began a program who were scheduled to complete the program within 100% of the published program length within the reporting calendar year and excludes all students who cancelled during the cancellation period.
- “Students Available for Graduation” is the number of students who began the program minus the number of students who have died, been incarcerated, or been called to active military duty.
- “Number of On-time Graduates” is the number of students who completed the program within 100% of the published program length within the reporting calendar year.
- “On-time Completion Rate” is the number of on-time graduates divided by the number of students available for graduation.
- “150% Graduates” is the number of students who completed the program within 150% of the program length (includes on-time graduates).
- “150% Completion Rate” is the number of students who completed the program in the reported calendar year within 150% of the published program length, including on-time graduates, divided by the number of students available for graduation.
- “Graduates Available for Employment” means the number of graduates minus the number of graduates unavailable for employment.
- “Graduates Unavailable for Employment” means the graduates who, after graduation, die, become incarcerated, are called to active military duty, are international students that leave the United States or do not have a visa allowing employment in the United States, or are continuing their education in an accredited or bureau-approved postsecondary institution.
- “Graduates Employed in the Field” means graduates who beginning within six months after a student completes the applicable educational program are gainfully employed, whose employment has been reported, and for whom the institution has documented verification of employment. For occupations for which the state requires passing an examination, the six months period begins after the announcement of the examination results for the first examination available after a student completes an applicable educational program.
- “Placement Rate Employed in the Field” is calculated by dividing the number of graduates gainfully employed in the field by the number of graduates available for employment.
- “Number of Graduates Taking Exam” is the number of graduates who took the first available exam in the reported calendar year.

# NEW YORK FILM ACADEMY

COLLEGE OF VISUAL AND PERFORMING ARTS

- “First Available Exam Date” is the date for the first available exam after a student completed a program.
- “Passage Rate” is calculated by dividing the number of graduates who passed the exam by the number of graduates who took the reported licensing exam.
- “Number Who Passed First Available Exam” is the number of graduates who took and passed the first available licensing exam after completing the program.
- “Salary” is as reported by graduate or graduate’s employer.
- “No Salary Information Reported” is the number of graduates for whom, after making reasonable attempts, the school was not able to obtain salary information.





## **STUDENT'S RIGHT TO CANCEL**

The student has a right to cancel this enrollment agreement and obtain a refund. A notice of cancellation or withdrawal must be made in writing. The written request must include the following information: specific timeframes, such as the date the course started and the date of cancellation or withdrawal. Notice of Withdrawal forms are available in the Office of the Registrar. Any student who intends to cancel or withdraw must submit a signed and dated copy of the Notice of Withdrawal Form, or any other form of written notice that includes the required information to:

New York Film Academy  
3300 W. Riverside Dr.  
Burbank, CA 91505

## **REFUND INFORMATION:**

The New York Film Academy will refund 100% of the amount paid for institutional charges, less an administrative processing fee of \$100.00 if notice of cancellation is made through attendance at the first class session, or the seventh class day after enrollment, whichever is later.

Notice of cancellation or withdrawal must be made no later than \_\_\_\_\_.

After the 100% refund period described above, a student may withdraw from a course after instruction has started and receive a pro rata refund (less a non-refundable administrative processing fee of \$100.00) for the unused portion of the tuition and other refundable charges, if the student has completed 60% or less of the term's instruction.

The amount of the refund is calculated based on the student's withdrawal date. Transfer credits will be awarded with a deduction in overall tuition based on a per credit unit cost. Refunds are disbursed within 30 days of the official withdrawal from the school. The withdrawal is dated on the day that the student gave written notice to the school.



**SCHOOL PERFORMANCE FACT SHEET**

**CALENDAR YEARS 2020 & 2021**

**Bachelor of Arts in Media Studies – 3 Years**

**On-time Completion Rates (Graduation Rates)**

Include data for the two calendar years prior to reporting

Calendar Year	Number of Students Who Began the Program	Students Available for Graduation	Number of On-time Graduates	On-time Completion Rates
2020	1	1	1	100%
2021	0	0	0	0%

Student’s Initials: \_\_\_\_\_ Date: \_\_\_\_\_

Initial only after you have had sufficient time to read and understand the information.

**Students Completing with 150% of Published Program Length**

Calendar Year	Number of Students Who Began the Program	Students Available for Graduation	150% Graduates	150% Completion Rates
2020	0	0	0	0
2021	0	0	0	0

\*Included only if program is more than one year in length

Student’s Initials: \_\_\_\_\_ Date: \_\_\_\_\_

Initial only after you have had sufficient time to read and understand the information.

# NEW YORK FILM ACADEMY

COLLEGE OF VISUAL AND PERFORMING ARTS

## Job Placement Rates (includes data for the two calendar years prior to reporting)

Calendar Year	Number of Students Who Began the Program	Number of Graduates	Graduates Available for Employment	Graduates Employed in the Field	Placement Rate % Employment in the Field
2020	1	1	1	0	0%
2021	0	0	0	0	0%

You may obtain from the institution a list of the employment positions determined to be in the field for which a student received education and training. Please contact the Compliance Office.

## Gainful Employment Categories (includes data for the two calendar years prior to reporting)

### Part Time vs. Full -Time Employment

Calendar Year	Graduates Employed in the Field 20 to 29 hours per week	Graduates Employed in the Field at least 30 hours per week	Total Graduates Employed in the field
2020	0	0	0
2021	0	0	0

### Single Position vs. Concurrent Aggregated Positions

Calendar Year	Graduates Employed in the Field in a single position	Graduates Employed in the Field concurrent aggregated positions	Total Graduates Employed in the field
2020	0	0	0
2021	0	0	0

**Self-Employed/Freelance Positions**

Calendar Year	Graduates Employed who are self-employed or working freelance	Total Graduates Employed in the field
2020	0	0
2021	0	0

**Institutional Employment**

Calendar Year	Graduates Employed in the field who are Employed by the Institution, an Employer Owned by the Institution, or an Employer who shares Ownership with the institution.	Total Graduates Employed in the field
2020	0	0
2021	0	0

**Student's Initials: \_\_\_\_\_ Date: \_\_\_\_\_**

**Initial only after you have had sufficient time to read and understand the information.**

**This Program may result in freelance or self-employment.**

- The work available to graduates of this program is usually for freelance or self-employment.
- This type of work may not be consistent.
- The period of employment can range from one day to weeks to several months.
- Hours worked in a day or week may be more or less than the traditional 8 hours work day or 40-hour work week.
- You can expect to spend unpaid time expanding your networks, advertising, promoting your services, or honing your skills.
- Once graduates being to work freelance or are self-employed, they will be asked to provide documentation that they are employed as such so that they may be counted as placed for our job placement records.
- Students initialing this disclosure understand that either a majority or all of this school's graduates are employed in this manner and understand what comprises this work style.

**Student's Initials: \_\_\_\_\_ Date: \_\_\_\_\_**

**Initial only after you have had sufficient time to read and understand the information.**



**License Examination Passage Rates – This program does not lead to licensing examinations**

**Salary and Wage Information (includes data for the two calendar years prior to reporting)**

Annual salary and wages reported for graduates employed in the field.

Calendar Year	Graduates Available for Employment	Graduates Employed in the Field	\$0 - \$5,000	\$5,001 - \$10,000	\$15,001 - \$20,000	\$25,001 - \$30,000	\$45,001 - \$50,000	No Salary Information Reported
2020	1	0	0	0	0	0	0	0
2021	0	0	0	0	0	0	0	0

A list of sources used to substantiate salary disclosures is available from the school. Please contact the Compliance Office.

**Student’s Initials:** \_\_\_\_\_ **Date:** \_\_\_\_\_

**Initial only after you have had sufficient time to read and understand the information.**

**COST OF EDUCATIONAL PROGRAM**

Total charges for the program for students completing on-time in 2020: \$110,646; 2021: \$118,911. Additional charges may be incurred if the program is not completed on-time.

**Student’s Initials:** \_\_\_\_\_ **Date:** \_\_\_\_\_

**Initial only after you have had sufficient time to read and understand the information.**



**FEDERAL STUDENT LOAN DEBT**

<b>Calendar Year</b>	<b>Most recent three year cohort default rate, as reported by the United States Department of Education.*</b>	<b>The percentage of enrolled students receiving federal student loans to pay for this program.</b>	<b>The average amount of federal student loan debt of graduates who took out federal student loans at this institution.</b>	<b>The percentage of graduates who took out federal student loans to pay for this Education Program.</b>
<b>2020</b>	3.8%	0%	\$0	0%
<b>2021</b>	0.5%	0%	\$0	0%

\*The percentage of students who defaulted on their federal student loans is called the Cohort Default Rate (CDR). It shows the percentage of this school’s students who were more than 270 days (9 months) behind on their federal student loans within three years of when the first payment was due. This is the most recent CDR reported by the U.S. Department of Education.

**Student’s Initials:** \_\_\_\_\_ **Date:** \_\_\_\_\_

**Initial only after you have had sufficient time to read and understand the information.**

This fact sheet is filed with the Bureau for Private Postsecondary Education. Regardless of any information you may have relating to the completion rates, starting salaries, or license exam passage rates, this fact sheet contains the information as calculated pursuant to state law.

Any questions a student may have regarding this fact sheet that have not been satisfactorily answered by the institution may be directed to the Bureau for Private Postsecondary Education at 1747 N. Market Blvd, Suite 225, Sacramento, CA 95834, [www.bppe.ca.gov](http://www.bppe.ca.gov), toll-free telephone number (888) 370-7589 or by fax (916) 263-1897.

\_\_\_\_\_  
**Student Name – Print**

\_\_\_\_\_  
**Student Signature**

\_\_\_\_\_  
**Date**

**NEW YORK  
FILM ACADEMY**

COLLEGE OF VISUAL AND PERFORMING ARTS

**School Official**

**Date**

## DEFINITIONS

- “Number of Students Who Began the Program” means the number of students who began a program who were scheduled to complete the program within 100% of the published program length within the reporting calendar year and excludes all students who cancelled during the cancellation period.
- “Students Available for Graduation” is the number of students who began the program minus the number of students who have died, been incarcerated, or been called to active military duty.
- “Number of On-time Graduates” is the number of students who completed the program within 100% of the published program length within the reporting calendar year.
- “On-time Completion Rate” is the number of on-time graduates divided by the number of students available for graduation.
- “150% Graduates” is the number of students who completed the program within 150% of the program length (includes on-time graduates).
- “150% Completion Rate” is the number of students who completed the program in the reported calendar year within 150% of the published program length, including on-time graduates, divided by the number of students available for graduation.
- “Graduates Available for Employment” means the number of graduates minus the number of graduates unavailable for employment.
- “Graduates Unavailable for Employment” means the graduates who, after graduation, die, become incarcerated, are called to active military duty, are international students that leave the United States or do not have a visa allowing employment in the United States, or are continuing their education in an accredited or bureau-approved postsecondary institution.
- “Graduates Employed in the Field” means graduates who beginning within six months after a student completes the applicable educational program are gainfully employed, whose employment has been reported, and for whom the institution has documented verification of employment. For occupations for which the state requires passing an examination, the six months period begins after the announcement of the examination results for the first examination available after a student completes an applicable educational program.
- “Placement Rate Employed in the Field” is calculated by dividing the number of graduates gainfully employed in the field by the number of graduates available for employment.
- “Number of Graduates Taking Exam” is the number of graduates who took the first available exam in the reported calendar year.



# NEW YORK FILM ACADEMY

COLLEGE OF VISUAL AND PERFORMING ARTS

- “First Available Exam Date” is the date for the first available exam after a student completed a program.
- “Passage Rate” is calculated by dividing the number of graduates who passed the exam by the number of graduates who took the reported licensing exam.
- “Number Who Passed First Available Exam” is the number of graduates who took and passed the first available licensing exam after completing the program.
- “Salary” is as reported by graduate or graduate’s employer.
- “No Salary Information Reported” is the number of graduates for whom, after making reasonable attempts, the school was not able to obtain salary information.



## **STUDENT'S RIGHT TO CANCEL**

The student has a right to cancel this enrollment agreement and obtain a refund. A notice of cancellation or withdrawal must be made in writing. The written request must include the following information: specific timeframes, such as the date the course started and the date of cancellation or withdrawal. Notice of Withdrawal forms are available in the Office of the Registrar. Any student who intends to cancel or withdraw must submit a signed and dated copy of the Notice of Withdrawal Form, or any other form of written notice that includes the required information to:

New York Film Academy  
3300 W. Riverside Dr.  
Burbank, CA 91505

## **REFUND INFORMATION:**

The New York Film Academy will refund 100% of the amount paid for institutional charges, less an administrative processing fee of \$100.00 if notice of cancellation is made through attendance at the first class session, or the seventh class day after enrollment, whichever is later.

Notice of cancellation or withdrawal must be made no later than \_\_\_\_\_.

After the 100% refund period described above, a student may withdraw from a course after instruction has started and receive a pro rata refund (less a non-refundable administrative processing fee of \$100.00) for the unused portion of the tuition and other refundable charges, if the student has completed 60% or less of the term's instruction.

The amount of the refund is calculated based on the student's withdrawal date. Transfer credits will be awarded with a deduction in overall tuition based on a per credit unit cost. Refunds are disbursed within 30 days of the official withdrawal from the school. The withdrawal is dated on the day that the student gave written notice to the school.



**SCHOOL PERFORMANCE FACT SHEET**

**CALENDAR YEARS 2020 & 2021**

**Associate of Fine Arts in Screenwriting – 2 Years**

**On-time Completion Rates (Graduation Rates)**

Include data for the two calendar years prior to reporting

Calendar Year	Number of Students Who Began the Program	Students Available for Graduation	Number of On-time Graduates	On-time Completion Rates
2020	5	5	4	80%
2021	5	5	3	60%

Student’s Initials: \_\_\_\_\_ Date: \_\_\_\_\_

Initial only after you have had sufficient time to read and understand the information.

**Students Completing with 150% of Published Program Length**

Calendar Year	Number of Students Who Began the Program	Students Available for Graduation	150% Graduates	150% Completion Rates
2020	0	0	0	0
2021	0	0	0	0

\*Included only if program is more than one year in length

Student’s Initials: \_\_\_\_\_ Date: \_\_\_\_\_

Initial only after you have had sufficient time to read and understand the information.

# NEW YORK FILM ACADEMY

COLLEGE OF VISUAL AND PERFORMING ARTS

## Job Placement Rates (includes data for the two calendar years prior to reporting)

Calendar Year	Number of Students Who Began the Program	Number of Graduates	Graduates Available for Employment	Graduates Employed in the Field	Placement Rate % Employment in the Field
2020	5	4	2	0	0%
2021	5	3	3	0	0%

You may obtain from the institution a list of the employment positions determined to be in the field for which a student received education and training. Please contact the Compliance Office.

## Gainful Employment Categories (includes data for the two calendar years prior to reporting)

### Part Time vs. Full -Time Employment

Calendar Year	Graduates Employed in the Field 20 to 29 hours per week	Graduates Employed in the Field at least 30 hours per week	Total Graduates Employed in the field
2020	0	0	0
2021	0	0	0

### Single Position vs. Concurrent Aggregated Positions

Calendar Year	Graduates Employed in the Field in a single position	Graduates Employed in the Field concurrent aggregated positions	Total Graduates Employed in the field
2020	0	0	0
2021	0	0	0

# NEW YORK FILM ACADEMY

COLLEGE OF VISUAL AND PERFORMING ARTS

## Self-Employed/Freelance Positions

Calendar Year	Graduates Employed who are self-employed or working freelance	Total Graduates Employed in the field
2020	0	0
2021	0	0

## Institutional Employment

Calendar Year	Graduates Employed in the field who are Employed by the Institution, an Employer Owned by the Institution, or an Employer who shares Ownership with the institution.	Total Graduates Employed in the field
2020	0	0
2021	0	0

Student's Initials: \_\_\_\_\_ Date: \_\_\_\_\_

Initial only after you have had sufficient time to read and understand the information.

### This Program may result in freelance or self-employment.

- The work available to graduates of this program is usually for freelance or self-employment.
- This type of work may not be consistent.
- The period of employment can range from one day to weeks to several months.
- Hours worked in a day or week may be more or less than the traditional 8 hours work day or 40-hour work week.
- You can expect to spend unpaid time expanding your networks, advertising, promoting your services, or honing your skills.
- Once graduates begin to work freelance or are self-employed, they will be asked to provide documentation that they are employed as such so that they may be counted as placed for our job placement records.
- Students initialing this disclosure understand that either a majority or all of this school's graduates are employed in this manner and understand what comprises this work style.

Student's Initials: \_\_\_\_\_ Date: \_\_\_\_\_

Initial only after you have had sufficient time to read and understand the information.



**License Examination Passage Rates – This program does not lead to licensing examinations**

**Salary and Wage Information (includes data for the two calendar years prior to reporting)**

Annual salary and wages reported for graduates employed in the field.

Calendar Year	Graduates Available for Employment	Graduates Employed in the Field	\$25,001 - \$30,000	\$35,001 - \$40,000	\$40,001 - \$45,000	\$45,001 - \$50,000	No Salary Information Reported
2020	0	0	0	0	0	0	0
2021	3	0	0	0	0	0	0

A list of sources used to substantiate salary disclosures is available from the school. Please contact the Compliance Office.

**Student’s Initials:** \_\_\_\_\_ **Date:** \_\_\_\_\_

**Initial only after you have had sufficient time to read and understand the information.**

**COST OF EDUCATIONAL PROGRAM**

Total charges for the program for students completing on-time in 2020: \$64,008; 2021: \$67,292. Additional charges may be incurred if the program is not completed on-time.

**Student’s Initials:** \_\_\_\_\_ **Date:** \_\_\_\_\_

**Initial only after you have had sufficient time to read and understand the information.**

# NEW YORK FILM ACADEMY

COLLEGE OF VISUAL AND PERFORMING ARTS

## FEDERAL STUDENT LOAN DEBT

Calendar Year	Most recent three year cohort default rate, as reported by the United States Department of Education.*	The percentage of enrolled students receiving federal student loans to pay for this program.	The average amount of federal student loan debt of graduates who took out federal student loans at this institution.	The percentage of graduates who took out federal student loans to pay for this Education Program.
2020	3.8%	60%	\$7,670.00	50%
2021	0.5%	67%	\$0	0%

\*The percentage of students who defaulted on their federal student loans is called the Cohort Default Rate (CDR). It shows the percentage of this school's students who were more than 270 days (9 months) behind on their federal student loans within three years of when the first payment was due. This is the most recent CDR reported by the U.S. Department of Education.

**Student's Initials:** \_\_\_\_\_ **Date:** \_\_\_\_\_

**Initial only after you have had sufficient time to read and understand the information.**

This fact sheet is filed with the Bureau for Private Postsecondary Education. Regardless of any information you may have relating to the completion rates, starting salaries, or license exam passage rates, this fact sheet contains the information as calculated pursuant to state law.

Any questions a student may have regarding this fact sheet that have not been satisfactorily answered by the institution may be directed to the Bureau for Private Postsecondary Education at 1747 N. Market Blvd, Suite 225, Sacramento, CA 95834, [www.bppe.ca.gov](http://www.bppe.ca.gov), toll-free telephone number (888) 370-7589 or by fax (916) 263-1897.

\_\_\_\_\_  
**Student Name – Print**

\_\_\_\_\_  
**Student Signature**

\_\_\_\_\_  
**School Official**

\_\_\_\_\_  
**Date**

\_\_\_\_\_  
**Date**

## DEFINITIONS

- “Number of Students Who Began the Program” means the number of students who began a program who were scheduled to complete the program within 100% of the published program length within the reporting calendar year and excludes all students who cancelled during the cancellation period.
- “Students Available for Graduation” is the number of students who began the program minus the number of students who have died, been incarcerated, or been called to active military duty.
- “Number of On-time Graduates” is the number of students who completed the program within 100% of the published program length within the reporting calendar year.
- “On-time Completion Rate” is the number of on-time graduates divided by the number of students available for graduation.
- “150% Graduates” is the number of students who completed the program within 150% of the program length (includes on-time graduates).
- “150% Completion Rate” is the number of students who completed the program in the reported calendar year within 150% of the published program length, including on-time graduates, divided by the number of students available for graduation.
- “Graduates Available for Employment” means the number of graduates minus the number of graduates unavailable for employment.
- “Graduates Unavailable for Employment” means the graduates who, after graduation, die, become incarcerated, are called to active military duty, are international students that leave the United States or do not have a visa allowing employment in the United States, or are continuing their education in an accredited or bureau-approved postsecondary institution.
- “Graduates Employed in the Field” means graduates who beginning within six months after a student completes the applicable educational program are gainfully employed, whose employment has been reported, and for whom the institution has documented verification of employment. For occupations for which the state requires passing an examination, the six months period begins after the announcement of the examination results for the first examination available after a student completes an applicable educational program.
- “Placement Rate Employed in the Field” is calculated by dividing the number of graduates gainfully employed in the field by the number of graduates available for employment.
- “Number of Graduates Taking Exam” is the number of graduates who took the first available exam in the reported calendar year.



# NEW YORK FILM ACADEMY

COLLEGE OF VISUAL AND PERFORMING ARTS

- “First Available Exam Date” is the date for the first available exam after a student completed a program.
- “Passage Rate” is calculated by dividing the number of graduates who passed the exam by the number of graduates who took the reported licensing exam.
- “Number Who Passed First Available Exam” is the number of graduates who took and passed the first available licensing exam after completing the program.
- “Salary” is as reported by graduate or graduate’s employer.
- “No Salary Information Reported” is the number of graduates for whom, after making reasonable attempts, the school was not able to obtain salary information.



## **STUDENT'S RIGHT TO CANCEL**

The student has a right to cancel this enrollment agreement and obtain a refund. A notice of cancellation or withdrawal must be made in writing. The written request must include the following information: specific timeframes, such as the date the course started and the date of cancellation or withdrawal. Notice of Withdrawal forms are available in the Office of the Registrar. Any student who intends to cancel or withdraw must submit a signed and dated copy of the Notice of Withdrawal Form, or any other form of written notice that includes the required information to:

New York Film Academy  
3300 W. Riverside Dr.  
Burbank, CA 91505

## **REFUND INFORMATION:**

The New York Film Academy will refund 100% of the amount paid for institutional charges, less an administrative processing fee of \$100.00 if notice of cancellation is made through attendance at the first class session, or the seventh class day after enrollment, whichever is later.

Notice of cancellation or withdrawal must be made no later than \_\_\_\_\_.

After the 100% refund period described above, a student may withdraw from a course after instruction has started and receive a pro rata refund (less a non-refundable administrative processing fee of \$100.00) for the unused portion of the tuition and other refundable charges, if the student has completed 60% or less of the term's instruction.

The amount of the refund is calculated based on the student's withdrawal date. Transfer credits will be awarded with a deduction in overall tuition based on a per credit unit cost. Refunds are disbursed within 30 days of the official withdrawal from the school. The withdrawal is dated on the day that the student gave written notice to the school.



**SCHOOL PERFORMANCE FACT SHEET**

**CALENDAR YEARS 2020 & 2021**

**Associate of Fine Arts in Producing – 2 years**

**On-time Completion Rates (Graduation Rates)**

Include data for the two calendar years prior to reporting

Calendar Year	Number of Students Who Began the Program	Students Available for Graduation	Number of On-time Graduates	On-time Completion Rates
2020	0	0	0	0%
2021	0	0	0	0%

Student’s Initials: \_\_\_\_\_ Date: \_\_\_\_\_

Initial only after you have had sufficient time to read and understand the information.

**Students Completing with 150% of Published Program Length**

Calendar Year	Number of Students Who Began the Program	Students Available for Graduation	150% Graduates	150% Completion Rates
2020	0	0	0	0
2021	0	0	0	0

\*Included only if program is more than one year in length

Student’s Initials: \_\_\_\_\_ Date: \_\_\_\_\_

Initial only after you have had sufficient time to read and understand the information.

# NEW YORK FILM ACADEMY

COLLEGE OF VISUAL AND PERFORMING ARTS

## Job Placement Rates (includes data for the two calendar years prior to reporting)

Calendar Year	Number of Students Who Began the Program	Number of Graduates	Graduates Available for Employment	Graduates Employed in the Field	Placement Rate % Employment in the Field
2020	0	0	0	0	0%
2021	0	0	0	0	0%

You may obtain from the institution a list of the employment positions determined to be in the field for which a student received education and training. Please contact the Compliance Office.

## Gainful Employment Categories (includes data for the two calendar years prior to reporting)

### Part Time vs. Full -Time Employment

Calendar Year	Graduates Employed in the Field 20 to 29 hours per week	Graduates Employed in the Field at least 30 hours per week	Total Graduates Employed in the field
2020	0	0	0
2021	0	0	0

### Single Position vs. Concurrent Aggregated Positions

Calendar Year	Graduates Employed in the Field in a single position	Graduates Employed in the Field concurrent aggregated positions	Total Graduates Employed in the field
2020	0	0	0
2021	0	0	0

**Self-Employed/Freelance Positions**

Calendar Year	Graduates Employed who are self-employed or working freelance	Total Graduates Employed in the field
2020	0	0
2021	0	0

**Institutional Employment**

Calendar Year	Graduates Employed in the field who are Employed by the Institution, an Employer Owned by the Institution, or an Employer who shares Ownership with the institution.	Total Graduates Employed in the field
2020	0	0
2021	0	0

**Student's Initials: \_\_\_\_\_ Date: \_\_\_\_\_**

**Initial only after you have had sufficient time to read and understand the information.**

**This Program may result in freelance or self-employment.**

- The work available to graduates of this program is usually for freelance or self-employment.
- This type of work may not be consistent.
- The period of employment can range from one day to weeks to several months.
- Hours worked in a day or week may be more or less than the traditional 8 hours work day or 40-hour work week.
- You can expect to spend unpaid time expanding your networks, advertising, promoting your services, or honing your skills.
- Once graduates being to work freelance or are self-employed, they will be asked to provide documentation that they are employed as such so that they may be counted as placed for our job placement records.
- Students initialing this disclosure understand that either a majority or all of this school's graduates are employed in this manner and understand what comprises this work style.

**Student's Initials: \_\_\_\_\_ Date: \_\_\_\_\_**

**Initial only after you have had sufficient time to read and understand the information.**



**License Examination Passage Rates – This program does not lead to licensing examinations**

**Salary and Wage Information (includes data for the two calendar years prior to reporting)**

Annual salary and wages reported for graduates employed in the field.

Calendar Year	Graduates Available for Employment	Graduates Employed in the Field	\$25,001 - \$30,000	\$35,001 - \$40,000	\$40,001 - \$45,000	\$45,001 - \$50,000	No Salary Information Reported
2020	0	0	0	0	0	0	0
2021	0	0	0	0	0	0	0

A list of sources used to substantiate salary disclosures is available from the school. Please contact the Compliance Office.

**Student’s Initials: \_\_\_\_\_ Date: \_\_\_\_\_**

**Initial only after you have had sufficient time to read and understand the information.**

**COST OF EDUCATIONAL PROGRAM**

Total charges for the program for students completing on-time in 2020: \$91,436; 2021: \$94,952. Additional charges may be incurred if the program is not completed on-time.

**Student’s Initials: \_\_\_\_\_ Date: \_\_\_\_\_**

**Initial only after you have had sufficient time to read and understand the information.**



**FEDERAL STUDENT LOAN DEBT**

Calendar Year	Most recent three year cohort default rate, as reported by the United States Department of Education.*	The percentage of enrolled students receiving federal student loans to pay for this program.	The average amount of federal student loan debt of graduates who took out federal student loans at this institution.	The percentage of graduates who took out federal student loans to pay for this Education Program.
2020	3.8%	0%	\$0	0%
2021	0.5%	0%	\$0	0%

\*The percentage of students who defaulted on their federal student loans is called the Cohort Default Rate (CDR). It shows the percentage of this school’s students who were more than 270 days (9 months) behind on their federal student loans within three years of when the first payment was due. This is the most recent CDR reported by the U.S. Department of Education.

**Student’s Initials:** \_\_\_\_\_ **Date:** \_\_\_\_\_

**Initial only after you have had sufficient time to read and understand the information.**

This fact sheet is filed with the Bureau for Private Postsecondary Education. Regardless of any information you may have relating to the completion rates, starting salaries, or license exam passage rates, this fact sheet contains the information as calculated pursuant to state law.

Any questions a student may have regarding this fact sheet that have not been satisfactorily answered by the institution may be directed to the Bureau for Private Postsecondary Education at 1747 N. Market Blvd, Suite 225, Sacramento, CA 95834, [www.bppe.ca.gov](http://www.bppe.ca.gov), toll-free telephone number (888) 370-7589 or by fax (916) 263-1897.

\_\_\_\_\_  
**Student Name – Print**

\_\_\_\_\_  
**Student Signature**

\_\_\_\_\_  
**Date**

**NEW YORK  
FILM ACADEMY**

COLLEGE OF VISUAL AND PERFORMING ARTS

**School Official**

**Date**



## DEFINITIONS

- “Number of Students Who Began the Program” means the number of students who began a program who were scheduled to complete the program within 100% of the published program length within the reporting calendar year and excludes all students who cancelled during the cancellation period.
- “Students Available for Graduation” is the number of students who began the program minus the number of students who have died, been incarcerated, or been called to active military duty.
- “Number of On-time Graduates” is the number of students who completed the program within 100% of the published program length within the reporting calendar year.
- “On-time Completion Rate” is the number of on-time graduates divided by the number of students available for graduation.
- “150% Graduates” is the number of students who completed the program within 150% of the program length (includes on-time graduates).
- “150% Completion Rate” is the number of students who completed the program in the reported calendar year within 150% of the published program length, including on-time graduates, divided by the number of students available for graduation.
- “Graduates Available for Employment” means the number of graduates minus the number of graduates unavailable for employment.
- “Graduates Unavailable for Employment” means the graduates who, after graduation, die, become incarcerated, are called to active military duty, are international students that leave the United States or do not have a visa allowing employment in the United States, or are continuing their education in an accredited or bureau-approved postsecondary institution.
- “Graduates Employed in the Field” means graduates who beginning within six months after a student completes the applicable educational program are gainfully employed, whose employment has been reported, and for whom the institution has documented verification of employment. For occupations for which the state requires passing an examination, the six months period begins after the announcement of the examination results for the first examination available after a student completes an applicable educational program.
- “Placement Rate Employed in the Field” is calculated by dividing the number of graduates gainfully employed in the field by the number of graduates available for employment.
- “Number of Graduates Taking Exam” is the number of graduates who took the first available exam in the reported calendar year.

# NEW YORK FILM ACADEMY

COLLEGE OF VISUAL AND PERFORMING ARTS

- “First Available Exam Date” is the date for the first available exam after a student completed a program.
- “Passage Rate” is calculated by dividing the number of graduates who passed the exam by the number of graduates who took the reported licensing exam.
- “Number Who Passed First Available Exam” is the number of graduates who took and passed the first available licensing exam after completing the program.
- “Salary” is as reported by graduate or graduate’s employer.
- “No Salary Information Reported” is the number of graduates for whom, after making reasonable attempts, the school was not able to obtain salary information.



## **STUDENT'S RIGHT TO CANCEL**

The student has a right to cancel this enrollment agreement and obtain a refund. A notice of cancellation or withdrawal must be made in writing. The written request must include the following information: specific timeframes, such as the date the course started and the date of cancellation or withdrawal. Notice of Withdrawal forms are available in the Office of the Registrar. Any student who intends to cancel or withdraw must submit a signed and dated copy of the Notice of Withdrawal Form, or any other form of written notice that includes the required information to:

New York Film Academy  
3300 W. Riverside Dr.  
Burbank, CA 91505

## **REFUND INFORMATION:**

The New York Film Academy will refund 100% of the amount paid for institutional charges, less an administrative processing fee of \$100.00 if notice of cancellation is made through attendance at the first class session, or the seventh class day after enrollment, whichever is later.

Notice of cancellation or withdrawal must be made no later than \_\_\_\_\_.

After the 100% refund period described above, a student may withdraw from a course after instruction has started and receive a pro rata refund (less a non-refundable administrative processing fee of \$100.00) for the unused portion of the tuition and other refundable charges, if the student has completed 60% or less of the term's instruction.

The amount of the refund is calculated based on the student's withdrawal date. Transfer credits will be awarded with a deduction in overall tuition based on a per credit unit cost. Refunds are disbursed within 30 days of the official withdrawal from the school. The withdrawal is dated on the day that the student gave written notice to the school.



**SCHOOL PERFORMANCE FACT SHEET**

**CALENDAR YEARS 2020 & 2021**

**Associate of Fine Arts in Game Design – 2 Years**

**On-time Completion Rates (Graduation Rates)**

Include data for the two calendar years prior to reporting

Calendar Year	Number of Students Who Began the Program	Students Available for Graduation	Number of On-time Graduates	On-time Completion Rates
2020	1	1	1	100%
2021	2	2	2	100%

Student’s Initials: \_\_\_\_\_ Date: \_\_\_\_\_

Initial only after you have had sufficient time to read and understand the information.

**Students Completing with 150% of Published Program Length**

Calendar Year	Number of Students Who Began the Program	Students Available for Graduation	150% Graduates	150% Completion Rates
2020	0	0	0	0
2021	0	0	0	0

\*Included only if program is more than one year in length

Student’s Initials: \_\_\_\_\_ Date: \_\_\_\_\_

Initial only after you have had sufficient time to read and understand the information.

# NEW YORK FILM ACADEMY

COLLEGE OF VISUAL AND PERFORMING ARTS

## Job Placement Rates (includes data for the two calendar years prior to reporting)

Calendar Year	Number of Students Who Began the Program	Number of Graduates	Graduates Available for Employment	Graduates Employed in the Field	Placement Rate % Employment in the Field
2020	1	1	0	0	0%
2021	2	2	2	1	50%

You may obtain from the institution a list of the employment positions determined to be in the field for which a student received education and training. Please contact the Compliance Office.

## Gainful Employment Categories (includes data for the two calendar years prior to reporting)

### Part Time vs. Full -Time Employment

Calendar Year	Graduates Employed in the Field 20 to 29 hours per week	Graduates Employed in the Field at least 30 hours per week	Total Graduates Employed in the field
2020	0	0	0
2021	0	1	1

### Single Position vs. Concurrent Aggregated Positions

Calendar Year	Graduates Employed in the Field in a single position	Graduates Employed in the Field concurrent aggregated positions	Total Graduates Employed in the field
2020	0	0	0
2021	1	0	1

**Self-Employed/Freelance Positions**

Calendar Year	Graduates Employed who are self-employed or working freelance	Total Graduates Employed in the field
2020	0	0
2021	1	1

**Institutional Employment**

Calendar Year	Graduates Employed in the field who are Employed by the Institution, an Employer Owned by the Institution, or an Employer who shares Ownership with the institution.	Total Graduates Employed in the field
2020	0	0
2021	0	1

**Student's Initials: \_\_\_\_\_ Date: \_\_\_\_\_**

**Initial only after you have had sufficient time to read and understand the information.**

**This Program may result in freelance or self-employment.**

- The work available to graduates of this program is usually for freelance or self-employment.
- This type of work may not be consistent.
- The period of employment can range from one day to weeks to several months.
- Hours worked in a day or week may be more or less than the traditional 8 hours work day or 40-hour work week.
- You can expect to spend unpaid time expanding your networks, advertising, promoting your services, or honing your skills.
- Once graduates begin to work freelance or are self-employed, they will be asked to provide documentation that they are employed as such so that they may be counted as placed for our job placement records.
- Students initialing this disclosure understand that either a majority or all of this school's graduates are employed in this manner and understand what comprises this work style.

**Student's Initials: \_\_\_\_\_ Date: \_\_\_\_\_**

**Initial only after you have had sufficient time to read and understand the information.**



**License Examination Passage Rates – This program does not lead to licensing examinations**

**Salary and Wage Information (includes data for the two calendar years prior to reporting)**

Annual salary and wages reported for graduates employed in the field.

Calendar Year	Graduates Available for Employment	Graduates Employed in the Field	\$0 - \$5,000	\$20,001 - \$25,000	\$40,001 - \$45,000	\$45,001 - \$50,000	No Salary Information Reported
2020	0	0	0	0	0	0	0
2021	2	1	1	0	0	0	0

A list of sources used to substantiate salary disclosures is available from the school. Please contact the Compliance Office.

**Student’s Initials:** \_\_\_\_\_ **Date:** \_\_\_\_\_

**Initial only after you have had sufficient time to read and understand the information.**

**COST OF EDUCATIONAL PROGRAM**

Total charges for the program for students completing on-time in 2020: \$73,152; 2021: \$76,508. Additional charges may be incurred if the program is not completed on-time.

**Student’s Initials:** \_\_\_\_\_ **Date:** \_\_\_\_\_

**Initial only after you have had sufficient time to read and understand the information.**



**FEDERAL STUDENT LOAN DEBT**

<b>Calendar Year</b>	<b>Most recent three year cohort default rate, as reported by the United States Department of Education.*</b>	<b>The percentage of enrolled students receiving federal student loans to pay for this program.</b>	<b>The average amount of federal student loan debt of graduates who took out federal student loans at this institution.</b>	<b>The percentage of graduates who took out federal student loans to pay for this Education Program.</b>
<b>2020</b>	3.8%	50%	\$8,658.00	50%
<b>2021</b>	0.5%	0%	\$0	0%

\*The percentage of students who defaulted on their federal student loans is called the Cohort Default Rate (CDR). It shows the percentage of this school’s students who were more than 270 days (9 months) behind on their federal student loans within three years of when the first payment was due. This is the most recent CDR reported by the U.S. Department of Education.

**Student’s Initials:** \_\_\_\_\_ **Date:** \_\_\_\_\_

**Initial only after you have had sufficient time to read and understand the information.**

This fact sheet is filed with the Bureau for Private Postsecondary Education. Regardless of any information you may have relating to the completion rates, starting salaries, or license exam passage rates, this fact sheet contains the information as calculated pursuant to state law.

Any questions a student may have regarding this fact sheet that have not been satisfactorily answered by the institution may be directed to the Bureau for Private Postsecondary Education at 1747 N. Market Blvd, Suite 225, Sacramento, CA 95834, [www.bppe.ca.gov](http://www.bppe.ca.gov), toll-free telephone number (888) 370-7589 or by fax (916) 263-1897.

\_\_\_\_\_  
**Student Name – Print**

\_\_\_\_\_  
**Student Signature**

\_\_\_\_\_  
**Date**



**NEW YORK  
FILM ACADEMY**

COLLEGE OF VISUAL AND PERFORMING ARTS

**School Official**

**Date**

## DEFINITIONS

- “Number of Students Who Began the Program” means the number of students who began a program who were scheduled to complete the program within 100% of the published program length within the reporting calendar year and excludes all students who cancelled during the cancellation period.
- “Students Available for Graduation” is the number of students who began the program minus the number of students who have died, been incarcerated, or been called to active military duty.
- “Number of On-time Graduates” is the number of students who completed the program within 100% of the published program length within the reporting calendar year.
- “On-time Completion Rate” is the number of on-time graduates divided by the number of students available for graduation.
- “150% Graduates” is the number of students who completed the program within 150% of the program length (includes on-time graduates).
- “150% Completion Rate” is the number of students who completed the program in the reported calendar year within 150% of the published program length, including on-time graduates, divided by the number of students available for graduation.
- “Graduates Available for Employment” means the number of graduates minus the number of graduates unavailable for employment.
- “Graduates Unavailable for Employment” means the graduates who, after graduation, die, become incarcerated, are called to active military duty, are international students that leave the United States or do not have a visa allowing employment in the United States, or are continuing their education in an accredited or bureau-approved postsecondary institution.
- “Graduates Employed in the Field” means graduates who beginning within six months after a student completes the applicable educational program are gainfully employed, whose employment has been reported, and for whom the institution has documented verification of employment. For occupations for which the state requires passing an examination, the six months period begins after the announcement of the examination results for the first examination available after a student completes an applicable educational program.
- “Placement Rate Employed in the Field” is calculated by dividing the number of graduates gainfully employed in the field by the number of graduates available for employment.
- “Number of Graduates Taking Exam” is the number of graduates who took the first available exam in the reported calendar year.

# NEW YORK FILM ACADEMY

COLLEGE OF VISUAL AND PERFORMING ARTS

- “First Available Exam Date” is the date for the first available exam after a student completed a program.
- “Passage Rate” is calculated by dividing the number of graduates who passed the exam by the number of graduates who took the reported licensing exam.
- “Number Who Passed First Available Exam” is the number of graduates who took and passed the first available licensing exam after completing the program.
- “Salary” is as reported by graduate or graduate’s employer.
- “No Salary Information Reported” is the number of graduates for whom, after making reasonable attempts, the school was not able to obtain salary information.



## **STUDENT'S RIGHT TO CANCEL**

The student has a right to cancel this enrollment agreement and obtain a refund. A notice of cancellation or withdrawal must be made in writing. The written request must include the following information: specific timeframes, such as the date the course started and the date of cancellation or withdrawal. Notice of Withdrawal forms are available in the Office of the Registrar. Any student who intends to cancel or withdraw must submit a signed and dated copy of the Notice of Withdrawal Form, or any other form of written notice that includes the required information to:

New York Film Academy  
3300 W. Riverside Dr.  
Burbank, CA 91505

## **REFUND INFORMATION:**

The New York Film Academy will refund 100% of the amount paid for institutional charges, less an administrative processing fee of \$100.00 if notice of cancellation is made through attendance at the first class session, or the seventh class day after enrollment, whichever is later.

Notice of cancellation or withdrawal must be made no later than \_\_\_\_\_.

After the 100% refund period described above, a student may withdraw from a course after instruction has started and receive a pro rata refund (less a non-refundable administrative processing fee of \$100.00) for the unused portion of the tuition and other refundable charges, if the student has completed 60% or less of the term's instruction.

The amount of the refund is calculated based on the student's withdrawal date. Transfer credits will be awarded with a deduction in overall tuition based on a per credit unit cost. Refunds are disbursed within 30 days of the official withdrawal from the school. The withdrawal is dated on the day that the student gave written notice to the school.



**SCHOOL PERFORMANCE FACT SHEET**

**CALENDAR YEARS 2020 & 2021**

**Associate of Fine Arts in Filmmaking – 2 Years**

**On-time Completion Rates (Graduation Rates)**

Include data for the two calendar years prior to reporting

Calendar Year	Number of Students Who Began the Program	Students Available for Graduation	Number of On-time Graduates	On-time Completion Rates
2020	15	15	7	47%
2021	15	15	6	40%

Student’s Initials: \_\_\_\_\_ Date: \_\_\_\_\_

Initial only after you have had sufficient time to read and understand the information.

**Students Completing with 150% of Published Program Length**

Calendar Year	Number of Students Who Began the Program	Students Available for Graduation	150% Graduates	150% Completion Rates
2020	0	0	0	0
2021	0	0	0	0

\*Included only if program is more than one year in length

Student’s Initials: \_\_\_\_\_ Date: \_\_\_\_\_

Initial only after you have had sufficient time to read and understand the information.

# NEW YORK FILM ACADEMY

COLLEGE OF VISUAL AND PERFORMING ARTS

## Job Placement Rates (includes data for the two calendar years prior to reporting)

Calendar Year	Number of Students Who Began the Program	Number of Graduates	Graduates Available for Employment	Graduates Employed in the Field	Placement Rate % Employment in the Field
<b>2020</b>	15	7	7	1	14%
<b>2021</b>	15	6	3	0	0%

You may obtain from the institution a list of the employment positions determined to be in the field for which a student received education and training. Please contact the Compliance Office.

## Gainful Employment Categories (includes data for the two calendar years prior to reporting)

### Part Time vs. Full -Time Employment

Calendar Year	Graduates Employed in the Field 20 to 29 hours per week	Graduates Employed in the Field at least 30 hours per week	Total Graduates Employed in the field
<b>2020</b>	0	0	1
<b>2021</b>	0	0	0

### Single Position vs. Concurrent Aggregated Positions

Calendar Year	Graduates Employed in the Field in a single position	Graduates Employed in the Field concurrent aggregated positions	Total Graduates Employed in the field
<b>2020</b>	0	0	1
<b>2021</b>	0	0	0

**Self-Employed/Freelance Positions**

Calendar Year	Graduates Employed who are self-employed or working freelance	Total Graduates Employed in the field
2020	1	1
2021	0	0

**Institutional Employment**

Calendar Year	Graduates Employed in the field who are Employed by the Institution, an Employer Owned by the Institution, or an Employer who shares Ownership with the institution.	Total Graduates Employed in the field
2020	0	1
2021	0	0

**Student's Initials: \_\_\_\_\_ Date: \_\_\_\_\_**

**Initial only after you have had sufficient time to read and understand the information.**

**This Program may result in freelance or self-employment.**

- The work available to graduates of this program is usually for freelance or self-employment.
- This type of work may not be consistent.
- The period of employment can range from one day to weeks to several months.
- Hours worked in a day or week may be more or less than the traditional 8 hours work day or 40-hour work week.
- You can expect to spend unpaid time expanding your networks, advertising, promoting your services, or honing your skills.
- Once graduates being to work freelance or are self-employed, they will be asked to provide documentation that they are employed as such so that they may be counted as placed for our job placement records.
- Students initialing this disclosure understand that either a majority or all of this school's graduates are employed in this manner and understand what comprises this work style.

**Student's Initials: \_\_\_\_\_ Date: \_\_\_\_\_**

**Initial only after you have had sufficient time to read and understand the information.**



**License Examination Passage Rates – This program does not lead to licensing examinations**

**Salary and Wage Information (includes data for the two calendar years prior to reporting)**

Annual salary and wages reported for graduates employed in the field.

Calendar Year	Graduates Available for Employment	Graduates Employed in the Field	\$0 - \$5,000	\$5,001 - \$10,000	\$20,001 - \$25,000	\$40,001 - \$45,000	\$45,001 - \$50,000	No Salary Information Reported
2020	7	1	0	1	0	0	0	0
2021	3	0	0	0	0	0	0	0

A list of sources used to substantiate salary disclosures is available from the school. Please contact the Compliance Office.

**Student’s Initials: \_\_\_\_\_ Date: \_\_\_\_\_**

**Initial only after you have had sufficient time to read and understand the information.**

**COST OF EDUCATIONAL PROGRAM**

Total charges for the program for students completing on-time in 2020: \$96,000; 2021: \$101,949. Additional charges may be incurred if the program is not completed on-time.

**Student’s Initials: \_\_\_\_\_ Date: \_\_\_\_\_**

**Initial only after you have had sufficient time to read and understand the information.**





**FEDERAL STUDENT LOAN DEBT**

<b>Calendar Year</b>	<b>Most recent three year cohort default rate, as reported by the United States Department of Education.*</b>	<b>The percentage of enrolled students receiving federal student loans to pay for this program.</b>	<b>The average amount of federal student loan debt of graduates who took out federal student loans at this institution.</b>	<b>The percentage of graduates who took out federal student loans to pay for this Education Program.</b>
<b>2020</b>	3.8%	33%	\$12,682	31%
<b>2021</b>	0.5%	30%	\$0	0%

\*The percentage of students who defaulted on their federal student loans is called the Cohort Default Rate (CDR). It shows the percentage of this school’s students who were more than 270 days (9 months) behind on their federal student loans within three years of when the first payment was due. This is the most recent CDR reported by the U.S. Department of Education.

**Student’s Initials:** \_\_\_\_\_ **Date:** \_\_\_\_\_

**Initial only after you have had sufficient time to read and understand the information.**

This fact sheet is filed with the Bureau for Private Postsecondary Education. Regardless of any information you may have relating to the completion rates, starting salaries, or license exam passage rates, this fact sheet contains the information as calculated pursuant to state law.

Any questions a student may have regarding this fact sheet that have not been satisfactorily answered by the institution may be directed to the Bureau for Private Postsecondary Education at 1747 N. Market Blvd, Suite 225, Sacramento, CA 95834, [www.bppe.ca.gov](http://www.bppe.ca.gov), toll-free telephone number (888) 370-7589 or by fax (916) 263-1897.

\_\_\_\_\_  
**Student Name – Print**

\_\_\_\_\_  
**Student Signature**

\_\_\_\_\_  
**School Official**

\_\_\_\_\_  
**Date**

\_\_\_\_\_  
**Date**

## DEFINITIONS

- “Number of Students Who Began the Program” means the number of students who began a program who were scheduled to complete the program within 100% of the published program length within the reporting calendar year and excludes all students who cancelled during the cancellation period.
- “Students Available for Graduation” is the number of students who began the program minus the number of students who have died, been incarcerated, or been called to active military duty.
- “Number of On-time Graduates” is the number of students who completed the program within 100% of the published program length within the reporting calendar year.
- “On-time Completion Rate” is the number of on-time graduates divided by the number of students available for graduation.
- “150% Graduates” is the number of students who completed the program within 150% of the program length (includes on-time graduates).
- “150% Completion Rate” is the number of students who completed the program in the reported calendar year within 150% of the published program length, including on-time graduates, divided by the number of students available for graduation.
- “Graduates Available for Employment” means the number of graduates minus the number of graduates unavailable for employment.
- “Graduates Unavailable for Employment” means the graduates who, after graduation, die, become incarcerated, are called to active military duty, are international students that leave the United States or do not have a visa allowing employment in the United States, or are continuing their education in an accredited or bureau-approved postsecondary institution.
- “Graduates Employed in the Field” means graduates who beginning within six months after a student completes the applicable educational program are gainfully employed, whose employment has been reported, and for whom the institution has documented verification of employment. For occupations for which the state requires passing an examination, the six months period begins after the announcement of the examination results for the first examination available after a student completes an applicable educational program.
- “Placement Rate Employed in the Field” is calculated by dividing the number of graduates gainfully employed in the field by the number of graduates available for employment.
- “Number of Graduates Taking Exam” is the number of graduates who took the first available exam in the reported calendar year.

# NEW YORK FILM ACADEMY

COLLEGE OF VISUAL AND PERFORMING ARTS

- “First Available Exam Date” is the date for the first available exam after a student completed a program.
- “Passage Rate” is calculated by dividing the number of graduates who passed the exam by the number of graduates who took the reported licensing exam.
- “Number Who Passed First Available Exam” is the number of graduates who took and passed the first available licensing exam after completing the program.
- “Salary” is as reported by graduate or graduate’s employer.
- “No Salary Information Reported” is the number of graduates for whom, after making reasonable attempts, the school was not able to obtain salary information.



## **STUDENT'S RIGHT TO CANCEL**

The student has a right to cancel this enrollment agreement and obtain a refund. A notice of cancellation or withdrawal must be made in writing. The written request must include the following information: specific timeframes, such as the date the course started and the date of cancellation or withdrawal. Notice of Withdrawal forms are available in the Office of the Registrar. Any student who intends to cancel or withdraw must submit a signed and dated copy of the Notice of Withdrawal Form, or any other form of written notice that includes the required information to:

New York Film Academy  
3300 W. Riverside Dr.  
Burbank, CA 91505

## **REFUND INFORMATION:**

The New York Film Academy will refund 100% of the amount paid for institutional charges, less an administrative processing fee of \$100.00 if notice of cancellation is made through attendance at the first class session, or the seventh class day after enrollment, whichever is later.

Notice of cancellation or withdrawal must be made no later than \_\_\_\_\_.

After the 100% refund period described above, a student may withdraw from a course after instruction has started and receive a pro rata refund (less a non-refundable administrative processing fee of \$100.00) for the unused portion of the tuition and other refundable charges, if the student has completed 60% or less of the term's instruction.

The amount of the refund is calculated based on the student's withdrawal date. Transfer credits will be awarded with a deduction in overall tuition based on a per credit unit cost. Refunds are disbursed within 30 days of the official withdrawal from the school. The withdrawal is dated on the day that the student gave written notice to the school.



**SCHOOL PERFORMANCE FACT SHEET**

**CALENDAR YEARS 2020 & 2021**

**Associate of Fine Arts in Acting for Film – 2 Years**

**On-time Completion Rates (Graduation Rates)**

Include data for the two calendar years prior to reporting

Calendar Year	Number of Students Who Began the Program	Students Available for Graduation	Number of On-time Graduates	On-time Completion Rates
2020	39	39	17	44%
2021	21	21	9	43%

Student’s Initials: \_\_\_\_\_ Date: \_\_\_\_\_

Initial only after you have had sufficient time to read and understand the information.

**Students Completing with 150% of Published Program Length**

Calendar Year	Number of Students Who Began the Program	Students Available for Graduation	150% Graduates	150% Completion Rates
2020	0	0	0	0
2021	0	0	0	0

\*Included only if program is more than one year in length

Student’s Initials: \_\_\_\_\_ Date: \_\_\_\_\_

Initial only after you have had sufficient time to read and understand the information.

# NEW YORK FILM ACADEMY

COLLEGE OF VISUAL AND PERFORMING ARTS

## Job Placement Rates (includes data for the two calendar years prior to reporting)

Calendar Year	Number of Students Who Began the Program	Number of Graduates	Graduates Available for Employment	Graduates Employed in the Field	Placement Rate % Employment in the Field
2020	39	17	17	2	12%
2021	21	9	7	0	0%

You may obtain from the institution a list of the employment positions determined to be in the field for which a student received education and training. Please contact the Compliance Office.

## Gainful Employment Categories (includes data for the two calendar years prior to reporting)

### Part Time vs. Full -Time Employment

Calendar Year	Graduates Employed in the Field 20 to 29 hours per week	Graduates Employed in the Field at least 30 hours per week	Total Graduates Employed in the field
2020	0	1	2
2021	0	0	0

### Single Position vs. Concurrent Aggregated Positions

Calendar Year	Graduates Employed in the Field in a single position	Graduates Employed in the Field concurrent aggregated positions	Total Graduates Employed in the field
2020	1	0	2
2021	0	0	0

**Self-Employed/Freelance Positions**

Calendar Year	Graduates Employed who are self-employed or working freelance	Total Graduates Employed in the field
2020	1	2
2021	0	0

**Institutional Employment**

Calendar Year	Graduates Employed in the field who are Employed by the Institution, an Employer Owned by the Institution, or an Employer who shares Ownership with the institution.	Total Graduates Employed in the field
2020	0	2
2021	0	0

**Student's Initials: \_\_\_\_\_ Date: \_\_\_\_\_**

**Initial only after you have had sufficient time to read and understand the information.**

**This Program may result in freelance or self-employment.**

- The work available to graduates of this program is usually for freelance or self-employment.
- This type of work may not be consistent.
- The period of employment can range from one day to weeks to several months.
- Hours worked in a day or week may be more or less than the traditional 8 hours work day or 40-hour work week.
- You can expect to spend unpaid time expanding your networks, advertising, promoting your services, or honing your skills.
- Once graduates being to work freelance or are self-employed, they will be asked to provide documentation that they are employed as such so that they may be counted as placed for our job placement records.
- Students initialing this disclosure understand that either a majority or all of this school's graduates are employed in this manner and understand what comprises this work style.

**Student's Initials: \_\_\_\_\_ Date: \_\_\_\_\_**

**Initial only after you have had sufficient time to read and understand the information.**



**License Examination Passage Rates – This program does not lead to licensing examinations**

**Salary and Wage Information (includes data for the two calendar years prior to reporting)**

Annual salary and wages reported for graduates employed in the field.

Calendar Year	Graduates Available for Employment	Graduates Employed in the Field	\$0 - \$5000	\$5,001 - \$10,000	\$15,001 - \$20,000	\$45,001 - \$50,000	No Salary Information Reported
2020	17	2	0	1	1	0	0
2021	7	0	0	0	0	0	0

A list of sources used to substantiate salary disclosures is available from the school. Please contact the Compliance Office.

**Student’s Initials:** \_\_\_\_\_ **Date:** \_\_\_\_\_

**Initial only after you have had sufficient time to read and understand the information.**

**COST OF EDUCATIONAL PROGRAM**

Total charges for the program for students completing on-time in 2020: \$72,004; 2021: \$75,356. Additional charges may be incurred if the program is not completed on-time.

**Student’s Initials:** \_\_\_\_\_ **Date:** \_\_\_\_\_

**Initial only after you have had sufficient time to read and understand the information.**





**FEDERAL STUDENT LOAN DEBT**

<b>Calendar Year</b>	<b>Most recent three year cohort default rate, as reported by the United States Department of Education.*</b>	<b>The percentage of enrolled students receiving federal student loans to pay for this program.</b>	<b>The average amount of federal student loan debt of graduates who took out federal student loans at this institution.</b>	<b>The percentage of graduates who took out federal student loans to pay for this Education Program.</b>
<b>2020</b>	3.8%	36%	\$8,289	22%
<b>2021</b>	0.5%	37%	\$11,196	33%

\*The percentage of students who defaulted on their federal student loans is called the Cohort Default Rate (CDR). It shows the percentage of this school’s students who were more than 270 days (9 months) behind on their federal student loans within three years of when the first payment was due. This is the most recent CDR reported by the U.S. Department of Education.

**Student’s Initials:** \_\_\_\_\_ **Date:** \_\_\_\_\_

**Initial only after you have had sufficient time to read and understand the information.**

This fact sheet is filed with the Bureau for Private Postsecondary Education. Regardless of any information you may have relating to the completion rates, starting salaries, or license exam passage rates, this fact sheet contains the information as calculated pursuant to state law.

Any questions a student may have regarding this fact sheet that have not been satisfactorily answered by the institution may be directed to the Bureau for Private Postsecondary Education at 1747 N. Market Blvd, Suite 225, Sacramento, CA 95834, [www.bppe.ca.gov](http://www.bppe.ca.gov), toll-free telephone number (888) 370-7589 or by fax (916) 263-1897.

\_\_\_\_\_  
**Student Name – Print**

\_\_\_\_\_  
**Student Signature**

\_\_\_\_\_  
**School Official**

\_\_\_\_\_  
**Date**

\_\_\_\_\_  
**Date**

## DEFINITIONS

- “Number of Students Who Began the Program” means the number of students who began a program who were scheduled to complete the program within 100% of the published program length within the reporting calendar year and excludes all students who cancelled during the cancellation period.
- “Students Available for Graduation” is the number of students who began the program minus the number of students who have died, been incarcerated, or been called to active military duty.
- “Number of On-time Graduates” is the number of students who completed the program within 100% of the published program length within the reporting calendar year.
- “On-time Completion Rate” is the number of on-time graduates divided by the number of students available for graduation.
- “150% Graduates” is the number of students who completed the program within 150% of the program length (includes on-time graduates).
- “150% Completion Rate” is the number of students who completed the program in the reported calendar year within 150% of the published program length, including on-time graduates, divided by the number of students available for graduation.
- “Graduates Available for Employment” means the number of graduates minus the number of graduates unavailable for employment.
- “Graduates Unavailable for Employment” means the graduates who, after graduation, die, become incarcerated, are called to active military duty, are international students that leave the United States or do not have a visa allowing employment in the United States, or are continuing their education in an accredited or bureau-approved postsecondary institution.
- “Graduates Employed in the Field” means graduates who beginning within six months after a student completes the applicable educational program are gainfully employed, whose employment has been reported, and for whom the institution has documented verification of employment. For occupations for which the state requires passing an examination, the six months period begins after the announcement of the examination results for the first examination available after a student completes an applicable educational program.
- “Placement Rate Employed in the Field” is calculated by dividing the number of graduates gainfully employed in the field by the number of graduates available for employment.
- “Number of Graduates Taking Exam” is the number of graduates who took the first available exam in the reported calendar year.

# NEW YORK FILM ACADEMY

COLLEGE OF VISUAL AND PERFORMING ARTS

- “First Available Exam Date” is the date for the first available exam after a student completed a program.
- “Passage Rate” is calculated by dividing the number of graduates who passed the exam by the number of graduates who took the reported licensing exam.
- “Number Who Passed First Available Exam” is the number of graduates who took and passed the first available licensing exam after completing the program.
- “Salary” is as reported by graduate or graduate’s employer.
- “No Salary Information Reported” is the number of graduates for whom, after making reasonable attempts, the school was not able to obtain salary information.



## **STUDENT'S RIGHT TO CANCEL**

The student has a right to cancel this enrollment agreement and obtain a refund. A notice of cancellation or withdrawal must be made in writing. The written request must include the following information: specific timeframes, such as the date the course started and the date of cancellation or withdrawal. Notice of Withdrawal forms are available in the Office of the Registrar. Any student who intends to cancel or withdraw must submit a signed and dated copy of the Notice of Withdrawal Form, or any other form of written notice that includes the required information to:

New York Film Academy  
3300 W. Riverside Dr.  
Burbank, CA 91505

## **REFUND INFORMATION:**

The New York Film Academy will refund 100% of the amount paid for institutional charges, less an administrative processing fee of \$100.00 if notice of cancellation is made through attendance at the first class session, or the seventh class day after enrollment, whichever is later.

Notice of cancellation or withdrawal must be made no later than \_\_\_\_\_.

After the 100% refund period described above, a student may withdraw from a course after instruction has started and receive a pro rata refund (less a non-refundable administrative processing fee of \$100.00) for the unused portion of the tuition and other refundable charges, if the student has completed 60% or less of the term's instruction.

The amount of the refund is calculated based on the student's withdrawal date. Transfer credits will be awarded with a deduction in overall tuition based on a per credit unit cost. Refunds are disbursed within 30 days of the official withdrawal from the school. The withdrawal is dated on the day that the student gave written notice to the school.



**SCHOOL PERFORMANCE FACT SHEET**

**CALENDAR YEARS 2020 & 2021**

**Twelve - Week Evening Screenwriting - 12 Weeks**

**On-time Completion Rates (Graduation Rates)**

Include data for the two calendar years prior to reporting

Calendar Year	Number of Students Who Began the Program	Students Available for Graduation	Number of On-time Graduates	On-time Completion Rates
2020	0	0	0	0%
2021	0	0	0	0%

Student's Initials: \_\_\_\_\_ Date: \_\_\_\_\_

Initial only after you have had sufficient time to read and understand the information.

**Students Completing with 150% of Published Program Length**

Calendar Year	Number of Students Who Began the Program	Students Available for Graduation	150% Graduates	150% Completion Rates
2020	0	0	0	0
2021	0	0	0	0

\*Included only if program is more than one year in length

Student's Initials: \_\_\_\_\_ Date: \_\_\_\_\_

Initial only after you have had sufficient time to read and understand the information.

# NEW YORK FILM ACADEMY

COLLEGE OF VISUAL AND PERFORMING ARTS

## Job Placement Rates (includes data for the two calendar years prior to reporting)

Calendar Year	Number of Students Who Began the Program	Number of Graduates	Graduates Available for Employment	Graduates Employed in the Field	Placement Rate % Employment in the Field
2020	0	0	0	0	0%
2021	0	0	0	0	0%

You may obtain from the institution a list of the employment positions determined to be in the field for which a student received education and training. Please contact the Compliance Office.

## Gainful Employment Categories (includes data for the two calendar years prior to reporting)

### Part Time vs. Full -Time Employment

Calendar Year	Graduates Employed in the Field 20 to 29 hours per week	Graduates Employed in the Field at least 30 hours per week	Total Graduates Employed in the field
2020	0	0	0
2021	0	0	0

### Single Position vs. Concurrent Aggregated Positions

Calendar Year	Graduates Employed in the Field in a single position	Graduates Employed in the Field concurrent aggregated positions	Total Graduates Employed in the field
2020	0	0	0
2021	0	0	0

# NEW YORK FILM ACADEMY

COLLEGE OF VISUAL AND PERFORMING ARTS

## Self-Employed/Freelance Positions

Calendar Year	Graduates Employed who are self-employed or working freelance	Total Graduates Employed in the field
2020	0	0
2021	0	0

## Institutional Employment

Calendar Year	Graduates Employed in the field who are Employed by the Institution, an Employer Owned by the Institution, or an Employer who shares Ownership with the institution.	Total Graduates Employed in the field
2020	0	0
2021	0	0

Student's Initials: \_\_\_\_\_ Date: \_\_\_\_\_

Initial only after you have had sufficient time to read and understand the information.

### This Program may result in freelance or self-employment.

- The work available to graduates of this program is usually for freelance or self-employment.
- This type of work may not be consistent.
- The period of employment can range from one day to weeks to several months.
- Hours worked in a day or week may be more or less than the traditional 8 hours work day or 40-hour work week.
- You can expect to spend unpaid time expanding your networks, advertising, promoting your services, or honing your skills.
- Once graduates begin to work freelance or are self-employed, they will be asked to provide documentation that they are employed as such so that they may be counted as placed for our job placement records.
- Students initialing this disclosure understand that either a majority or all of this school's graduates are employed in this manner and understand what comprises this work style.

Student's Initials: \_\_\_\_\_ Date: \_\_\_\_\_

Initial only after you have had sufficient time to read and understand the information.



**License Examination Passage Rates – This program does not lead to licensing examinations**

**Salary and Wage Information (includes data for the two calendar years prior to reporting)**

Annual salary and wages reported for graduates employed in the field.

Calendar Year	Graduates Available for Employment	Graduates Employed in the Field	\$25,001 - \$30,000	\$35,001 - \$40,000	\$40,001 - \$45,000	\$45,001 - \$50,000	No Salary Information Reported
2020	0	0	0	0	0	0	0
2021	0	0	0	0	0	0	0

A list of sources used to substantiate salary disclosures is available from the school. Please contact the Compliance Office.

**Student’s Initials:** \_\_\_\_\_ **Date:** \_\_\_\_\_

**Initial only after you have had sufficient time to read and understand the information.**

**COST OF EDUCATIONAL PROGRAM**

Total charges for the program for students completing on-time in 2020: \$3,094; 2021: \$3,904. Additional charges may be incurred if the program is not completed on-time.

**Student’s Initials:** \_\_\_\_\_ **Date:** \_\_\_\_\_

**Initial only after you have had sufficient time to read and understand the information.**



# NEW YORK FILM ACADEMY

COLLEGE OF VISUAL AND PERFORMING ARTS

## FEDERAL STUDENT LOAN DEBT

Calendar Year	Most recent three year cohort default rate, as reported by the United States Department of Education.*	The percentage of enrolled students receiving federal student loans to pay for this program.	The average amount of federal student loan debt of graduates who took out federal student loans at this institution.	The percentage of graduates who took out federal student loans to pay for this Education Program.
<b>2020</b>	3.8%	0%	\$0	0%
<b>2021</b>	0.5%	0%	\$0	0%

\*The percentage of students who defaulted on their federal student loans is called the Cohort Default Rate (CDR). It shows the percentage of this school's students who were more than 270 days (9 months) behind on their federal student loans within three years of when the first payment was due. This is the most recent CDR reported by the U.S. Department of Education.

**Student's Initials:** \_\_\_\_\_ **Date:** \_\_\_\_\_

**Initial only after you have had sufficient time to read and understand the information.**

This fact sheet is filed with the Bureau for Private Postsecondary Education. Regardless of any information you may have relating to the completion rates, starting salaries, or license exam passage rates, this fact sheet contains the information as calculated pursuant to state law.

Any questions a student may have regarding this fact sheet that have not been satisfactorily answered by the institution may be directed to the Bureau for Private Postsecondary Education at 1747 N. Market Blvd, Suite 225, Sacramento, CA 95834, [www.bppe.ca.gov](http://www.bppe.ca.gov), toll-free telephone number (888) 370-7589 or by fax (916) 263-1897.

\_\_\_\_\_  
**Student Name – Print**

\_\_\_\_\_  
**Student Signature**

\_\_\_\_\_  
**School Official**

\_\_\_\_\_  
**Date**

\_\_\_\_\_  
**Date**

## DEFINITIONS

- “Number of Students Who Began the Program” means the number of students who began a program who were scheduled to complete the program within 100% of the published program length within the reporting calendar year and excludes all students who cancelled during the cancellation period.
- “Students Available for Graduation” is the number of students who began the program minus the number of students who have died, been incarcerated, or been called to active military duty.
- “Number of On-time Graduates” is the number of students who completed the program within 100% of the published program length within the reporting calendar year.
- “On-time Completion Rate” is the number of on-time graduates divided by the number of students available for graduation.
- “150% Graduates” is the number of students who completed the program within 150% of the program length (includes on-time graduates).
- “150% Completion Rate” is the number of students who completed the program in the reported calendar year within 150% of the published program length, including on-time graduates, divided by the number of students available for graduation.
- “Graduates Available for Employment” means the number of graduates minus the number of graduates unavailable for employment.
- “Graduates Unavailable for Employment” means the graduates who, after graduation, die, become incarcerated, are called to active military duty, are international students that leave the United States or do not have a visa allowing employment in the United States, or are continuing their education in an accredited or bureau-approved postsecondary institution.
- “Graduates Employed in the Field” means graduates who beginning within six months after a student completes the applicable educational program are gainfully employed, whose employment has been reported, and for whom the institution has documented verification of employment. For occupations for which the state requires passing an examination, the six months period begins after the announcement of the examination results for the first examination available after a student completes an applicable educational program.
- “Placement Rate Employed in the Field” is calculated by dividing the number of graduates gainfully employed in the field by the number of graduates available for employment.
- “Number of Graduates Taking Exam” is the number of graduates who took the first available exam in the reported calendar year.

# NEW YORK FILM ACADEMY

COLLEGE OF VISUAL AND PERFORMING ARTS

- “First Available Exam Date” is the date for the first available exam after a student completed a program.
- “Passage Rate” is calculated by dividing the number of graduates who passed the exam by the number of graduates who took the reported licensing exam.
- “Number Who Passed First Available Exam” is the number of graduates who took and passed the first available licensing exam after completing the program.
- “Salary” is as reported by graduate or graduate’s employer.
- “No Salary Information Reported” is the number of graduates for whom, after making reasonable attempts, the school was not able to obtain salary information.



## **STUDENT'S RIGHT TO CANCEL**

The student has a right to cancel this enrollment agreement and obtain a refund. A notice of cancellation or withdrawal must be made in writing. The written request must include the following information: specific timeframes, such as the date the course started and the date of cancellation or withdrawal. Notice of Withdrawal forms are available in the Office of the Registrar. Any student who intends to cancel or withdraw must submit a signed and dated copy of the Notice of Withdrawal Form, or any other form of written notice that includes the required information to:

New York Film Academy  
3300 W. Riverside Dr.  
Burbank, CA 91505

## **REFUND INFORMATION:**

The New York Film Academy will refund 100% of the amount paid for institutional charges, less an administrative processing fee of \$100.00 if notice of cancellation is made through attendance at the first class session, or the seventh class day after enrollment, whichever is later.

Notice of cancellation or withdrawal must be made no later than \_\_\_\_\_.

After the 100% refund period described above, a student may withdraw from a course after instruction has started and receive a pro rata refund (less a non-refundable administrative processing fee of \$100.00) for the unused portion of the tuition and other refundable charges, if the student has completed 60% or less of the term's instruction.

The amount of the refund is calculated based on the student's withdrawal date. Transfer credits will be awarded with a deduction in overall tuition based on a per credit unit cost. Refunds are disbursed within 30 days of the official withdrawal from the school. The withdrawal is dated on the day that the student gave written notice to the school.



**SCHOOL PERFORMANCE FACT SHEET**

**CALENDAR YEARS 2020 & 2021**

**Twelve - Week Evening Producing - 12 Weeks**

**On-time Completion Rates (Graduation Rates)**

Include data for the two calendar years prior to reporting

Calendar Year	Number of Students Who Began the Program	Students Available for Graduation	Number of On-time Graduates	On-time Completion Rates
2020	0	0	0	0%
2021	0	0	0	0%

Student's Initials: \_\_\_\_\_ Date: \_\_\_\_\_

Initial only after you have had sufficient time to read and understand the information.

**Students Completing with 150% of Published Program Length**

Calendar Year	Number of Students Who Began the Program	Students Available for Graduation	150% Graduates	150% Completion Rates
2020	0	0	0	0
2021	0	0	0	0

\*Included only if program is more than one year in length

Student's Initials: \_\_\_\_\_ Date: \_\_\_\_\_

Initial only after you have had sufficient time to read and understand the information.

# NEW YORK FILM ACADEMY

COLLEGE OF VISUAL AND PERFORMING ARTS

## Job Placement Rates (includes data for the two calendar years prior to reporting)

Calendar Year	Number of Students Who Began the Program	Number of Graduates	Graduates Available for Employment	Graduates Employed in the Field	Placement Rate % Employment in the Field
2020	0	0	0	0	0%
2021	0	0	0	0	0%

You may obtain from the institution a list of the employment positions determined to be in the field for which a student received education and training. Please contact the Compliance Office.

## Gainful Employment Categories (includes data for the two calendar years prior to reporting)

### Part Time vs. Full -Time Employment

Calendar Year	Graduates Employed in the Field 20 to 29 hours per week	Graduates Employed in the Field at least 30 hours per week	Total Graduates Employed in the field
2020	0	0	0
2021	0	0	0

### Single Position vs. Concurrent Aggregated Positions

Calendar Year	Graduates Employed in the Field in a single position	Graduates Employed in the Field concurrent aggregated positions	Total Graduates Employed in the field
2020	0	0	0
2021	0	0	0

# NEW YORK FILM ACADEMY

COLLEGE OF VISUAL AND PERFORMING ARTS

## Self-Employed/Freelance Positions

Calendar Year	Graduates Employed who are self-employed or working freelance	Total Graduates Employed in the field
2020	0	0
2021	0	0

## Institutional Employment

Calendar Year	Graduates Employed in the field who are Employed by the Institution, an Employer Owned by the Institution, or an Employer who shares Ownership with the institution.	Total Graduates Employed in the field
2020	0	0
2021	0	0

Student's Initials: \_\_\_\_\_ Date: \_\_\_\_\_

Initial only after you have had sufficient time to read and understand the information.

### This Program may result in freelance or self-employment.

- The work available to graduates of this program is usually for freelance or self-employment.
- This type of work may not be consistent.
- The period of employment can range from one day to weeks to several months.
- Hours worked in a day or week may be more or less than the traditional 8 hours work day or 40-hour work week.
- You can expect to spend unpaid time expanding your networks, advertising, promoting your services, or honing your skills.
- Once graduates begin to work freelance or are self-employed, they will be asked to provide documentation that they are employed as such so that they may be counted as placed for our job placement records.
- Students initialing this disclosure understand that either a majority or all of this school's graduates are employed in this manner and understand what comprises this work style.

Student's Initials: \_\_\_\_\_ Date: \_\_\_\_\_

Initial only after you have had sufficient time to read and understand the information.



**License Examination Passage Rates – This program does not lead to licensing examinations**

**Salary and Wage Information (includes data for the two calendar years prior to reporting)**

Annual salary and wages reported for graduates employed in the field.

Calendar Year	Graduates Available for Employment	Graduates Employed in the Field	\$25,001 - \$30,000	\$35,001 - \$40,000	\$40,001 - \$45,000	\$55,001 - \$60,000	No Salary Information Reported
2020	0	0	0	0	0	0	0
2021	0	0	0	0	0	0	0

A list of sources used to substantiate salary disclosures is available from the school. Please contact the Compliance Office.

**Student’s Initials:** \_\_\_\_\_ **Date:** \_\_\_\_\_

**Initial only after you have had sufficient time to read and understand the information.**

**COST OF EDUCATIONAL PROGRAM**

Total charges for the program for students completing on-time in 2020: \$4,255; 2021: \$4,255. Additional charges may be incurred if the program is not completed on-time.

**Student’s Initials:** \_\_\_\_\_ **Date:** \_\_\_\_\_

**Initial only after you have had sufficient time to read and understand the information.**





**FEDERAL STUDENT LOAN DEBT**

<b>Calendar Year</b>	<b>Most recent three year cohort default rate, as reported by the United States Department of Education.*</b>	<b>The percentage of enrolled students receiving federal student loans to pay for this program.</b>	<b>The average amount of federal student loan debt of graduates who took out federal student loans at this institution.</b>	<b>The percentage of graduates who took out federal student loans to pay for this Education Program.</b>
<b>2020</b>	3.8%	0%	\$0	0%
<b>2021</b>	0.5%	0%	\$0	0%

\*The percentage of students who defaulted on their federal student loans is called the Cohort Default Rate (CDR). It shows the percentage of this school’s students who were more than 270 days (9 months) behind on their federal student loans within three years of when the first payment was due. This is the most recent CDR reported by the U.S. Department of Education.

**Student’s Initials:** \_\_\_\_\_ **Date:** \_\_\_\_\_

**Initial only after you have had sufficient time to read and understand the information.**

This fact sheet is filed with the Bureau for Private Postsecondary Education. Regardless of any information you may have relating to the completion rates, starting salaries, or license exam passage rates, this fact sheet contains the information as calculated pursuant to state law.

Any questions a student may have regarding this fact sheet that have not been satisfactorily answered by the institution may be directed to the Bureau for Private Postsecondary Education at 1747 N. Market Blvd, Suite 225, Sacramento, CA 95834, [www.bppe.ca.gov](http://www.bppe.ca.gov), toll-free telephone number (888) 370-7589 or by fax (916) 263-1897.

\_\_\_\_\_  
**Student Name – Print**

\_\_\_\_\_  
**Student Signature**

\_\_\_\_\_  
**Date**

**NEW YORK  
FILM ACADEMY**

COLLEGE OF VISUAL AND PERFORMING ARTS

**School Official**

**Date**

## DEFINITIONS

- “Number of Students Who Began the Program” means the number of students who began a program who were scheduled to complete the program within 100% of the published program length within the reporting calendar year and excludes all students who cancelled during the cancellation period.
- “Students Available for Graduation” is the number of students who began the program minus the number of students who have died, been incarcerated, or been called to active military duty.
- “Number of On-time Graduates” is the number of students who completed the program within 100% of the published program length within the reporting calendar year.
- “On-time Completion Rate” is the number of on-time graduates divided by the number of students available for graduation.
- “150% Graduates” is the number of students who completed the program within 150% of the program length (includes on-time graduates).
- “150% Completion Rate” is the number of students who completed the program in the reported calendar year within 150% of the published program length, including on-time graduates, divided by the number of students available for graduation.
- “Graduates Available for Employment” means the number of graduates minus the number of graduates unavailable for employment.
- “Graduates Unavailable for Employment” means the graduates who, after graduation, die, become incarcerated, are called to active military duty, are international students that leave the United States or do not have a visa allowing employment in the United States, or are continuing their education in an accredited or bureau-approved postsecondary institution.
- “Graduates Employed in the Field” means graduates who beginning within six months after a student completes the applicable educational program are gainfully employed, whose employment has been reported, and for whom the institution has documented verification of employment. For occupations for which the state requires passing an examination, the six months period begins after the announcement of the examination results for the first examination available after a student completes an applicable educational program.
- “Placement Rate Employed in the Field” is calculated by dividing the number of graduates gainfully employed in the field by the number of graduates available for employment.
- “Number of Graduates Taking Exam” is the number of graduates who took the first available exam in the reported calendar year.

# NEW YORK FILM ACADEMY

COLLEGE OF VISUAL AND PERFORMING ARTS

- “First Available Exam Date” is the date for the first available exam after a student completed a program.
- “Passage Rate” is calculated by dividing the number of graduates who passed the exam by the number of graduates who took the reported licensing exam.
- “Number Who Passed First Available Exam” is the number of graduates who took and passed the first available licensing exam after completing the program.
- “Salary” is as reported by graduate or graduate’s employer.
- “No Salary Information Reported” is the number of graduates for whom, after making reasonable attempts, the school was not able to obtain salary information.



## **STUDENT'S RIGHT TO CANCEL**

The student has a right to cancel this enrollment agreement and obtain a refund. A notice of cancellation or withdrawal must be made in writing. The written request must include the following information: specific timeframes, such as the date the course started and the date of cancellation or withdrawal. Notice of Withdrawal forms are available in the Office of the Registrar. Any student who intends to cancel or withdraw must submit a signed and dated copy of the Notice of Withdrawal Form, or any other form of written notice that includes the required information to:

New York Film Academy  
3300 W. Riverside Dr.  
Burbank, CA 91505

## **REFUND INFORMATION:**

The New York Film Academy will refund 100% of the amount paid for institutional charges, less an administrative processing fee of \$100.00 if notice of cancellation is made through attendance at the first class session, or the seventh class day after enrollment, whichever is later.

Notice of cancellation or withdrawal must be made no later than \_\_\_\_\_.

After the 100% refund period described above, a student may withdraw from a course after instruction has started and receive a pro rata refund (less a non-refundable administrative processing fee of \$100.00) for the unused portion of the tuition and other refundable charges, if the student has completed 60% or less of the term's instruction.

The amount of the refund is calculated based on the student's withdrawal date. Transfer credits will be awarded with a deduction in overall tuition based on a per credit unit cost. Refunds are disbursed within 30 days of the official withdrawal from the school. The withdrawal is dated on the day that the student gave written notice to the school.



**SCHOOL PERFORMANCE FACT SHEET**

**CALENDAR YEARS 2020 & 2021**

**Twelve - Week Evening Filmmaking – 12 Week**

**On-time Completion Rates (Graduation Rates)**

Include data for the two calendar years prior to reporting

Calendar Year	Number of Students Who Began the Program	Students Available for Graduation	Number of On-time Graduates	On-time Completion Rates
2020	5	5	3	60%
2021	0	0	0	0%

Student’s Initials: \_\_\_\_\_ Date: \_\_\_\_\_

Initial only after you have had sufficient time to read and understand the information.

**Students Completing with 150% of Published Program Length**

Calendar Year	Number of Students Who Began the Program	Students Available for Graduation	150% Graduates	150% Completion Rates
2020	0	0	0	0
2021	0	0	0	0

\*Included only if program is more than one year in length

# NEW YORK FILM ACADEMY

COLLEGE OF VISUAL AND PERFORMING ARTS

## Job Placement Rates (includes data for the two calendar years prior to reporting)

Calendar Year	Number of Students Who Began the Program	Number of Graduates	Graduates Available for Employment	Graduates Employed in the Field	Placement Rate % Employment in the Field
2020	5	3	3	1	33%
2021	0	0	0	0	0%

You may obtain from the institution a list of the employment positions determined to be in the field for which a student received education and training. Please contact the Compliance Office.

## Gainful Employment Categories (includes data for the two calendar years prior to reporting)

### Part Time vs. Full -Time Employment

Calendar Year	Graduates Employed in the Field 20 to 29 hours per week	Graduates Employed in the Field at least 30 hours per week	Total Graduates Employed in the field
2020	1	0	1
2021	0	0	0

### Single Position vs. Concurrent Aggregated Positions

Calendar Year	Graduates Employed in the Field in a single position	Graduates Employed in the Field concurrent aggregated positions	Total Graduates Employed in the field
2020	1	0	1
2021	0	0	0

**Self-Employed/Freelance Positions**

Calendar Year	Graduates Employed who are self-employed or working freelance	Total Graduates Employed in the field
2020	0	1
2021	0	0

**Institutional Employment**

Calendar Year	Graduates Employed in the field who are Employed by the Institution, an Employer Owned by the Institution, or an Employer who shares Ownership with the institution.	Total Graduates Employed in the field
2020	0	1
2021	0	0

**Student's Initials: \_\_\_\_\_ Date: \_\_\_\_\_**

**Initial only after you have had sufficient time to read and understand the information.**

**This Program may result in freelance or self-employment.**

- The work available to graduates of this program is usually for freelance or self-employment.
- This type of work may not be consistent.
- The period of employment can range from one day to weeks to several months.
- Hours worked in a day or week may be more or less than the traditional 8 hours work day or 40-hour work week.
- You can expect to spend unpaid time expanding your networks, advertising, promoting your services, or honing your skills.
- Once graduates being to work freelance or are self-employed, they will be asked to provide documentation that they are employed as such so that they may be counted as placed for our job placement records.
- Students initialing this disclosure understand that either a majority or all of this school's graduates are employed in this manner and understand what comprises this work style.

**Student's Initials: \_\_\_\_\_ Date: \_\_\_\_\_**

**Initial only after you have had sufficient time to read and understand the information.**





**License Examination Passage Rates – This program does not lead to licensing examinations**

**Salary and Wage Information (includes data for the two calendar years prior to reporting)**

Annual salary and wages reported for graduates employed in the field.

Calendar Year	Graduates Available for Employment	Graduates Employed in the Field	\$15,001 - \$20,000	\$35,001 - \$40,000	\$40,001 - \$45,000	\$45,001 - \$50,000	No Salary Information Reported
2020	3	1	1	0	0	0	0
2021	0	0	0	0	0	0	0

A list of sources used to substantiate salary disclosures is available from the school. Please contact the Compliance Office.

**Student’s Initials: \_\_\_\_\_ Date: \_\_\_\_\_**

**Initial only after you have had sufficient time to read and understand the information.**

**COST OF EDUCATIONAL PROGRAM**

Total Charges for the program for students completing on-time in 2020: \$4,199; 2021: \$4,199. Additional charges may be incurred if the program is not completed on-time.

**Student’s Initials: \_\_\_\_\_ Date: \_\_\_\_\_**

**Initial only after you have had sufficient time to read and understand the information.**

# NEW YORK FILM ACADEMY

COLLEGE OF VISUAL AND PERFORMING ARTS

## FEDERAL STUDENT LOAN DEBT

Calendar Year	Most recent three year cohort default rate, as reported by the United States Department of Education.*	The percentage of enrolled students receiving federal student loans to pay for this program.	The average amount of federal student loan debt of graduates who took out federal student loans at this institution.	The percentage of graduates who took out federal student loans to pay for this Education Program.
<b>2020</b>	3.8%	0%	\$0	0%
<b>2021</b>	0.5%	0%	\$0	0%

\*The percentage of students who defaulted on their federal student loans is called the Cohort Default Rate (CDR). It shows the percentage of this school's students who were more than 270 days (9 months) behind on their federal student loans within three years of when the first payment was due. This is the most recent CDR reported by the U.S. Department of Education.

**Student's Initials:** \_\_\_\_\_ **Date:** \_\_\_\_\_

**Initial only after you have had sufficient time to read and understand the information.**

This fact sheet is filed with the Bureau for Private Postsecondary Education. Regardless of any information you may have relating to the completion rates, starting salaries, or license exam passage rates, this fact sheet contains the information as calculated pursuant to state law.

Any questions a student may have regarding this fact sheet that have not been satisfactorily answered by the institution may be directed to the Bureau for Private Postsecondary Education at 1747 N. Market Blvd, Suite 225, Sacramento, CA 95834, [www.bppe.ca.gov](http://www.bppe.ca.gov), toll-free telephone number (888) 370-7589 or by fax (916) 263-1897. 1897.

\_\_\_\_\_  
**Student Name – Print**

\_\_\_\_\_  
**Student Signature**

\_\_\_\_\_  
**Date**

**NEW YORK  
FILM ACADEMY**

COLLEGE OF VISUAL AND PERFORMING ARTS

**School Official**

**Date**

## DEFINITIONS

- “Number of Students Who Began the Program” means the number of students who began a program who were scheduled to complete the program within 100% of the published program length within the reporting calendar year and excludes all students who cancelled during the cancellation period.
- “Students Available for Graduation” is the number of students who began the program minus the number of students who have died, been incarcerated, or been called to active military duty.
- “Number of On-time Graduates” is the number of students who completed the program within 100% of the published program length within the reporting calendar year.
- “On-time Completion Rate” is the number of on-time graduates divided by the number of students available for graduation.
- “150% Graduates” is the number of students who completed the program within 150% of the program length (includes on-time graduates).
- “150% Completion Rate” is the number of students who completed the program in the reported calendar year within 150% of the published program length, including on-time graduates, divided by the number of students available for graduation.
- “Graduates Available for Employment” means the number of graduates minus the number of graduates unavailable for employment.
- “Graduates Unavailable for Employment” means the graduates who, after graduation, die, become incarcerated, are called to active military duty, are international students that leave the United States or do not have a visa allowing employment in the United States, or are continuing their education in an accredited or bureau-approved postsecondary institution.
- “Graduates Employed in the Field” means graduates who beginning within six months after a student completes the applicable educational program are gainfully employed, whose employment has been reported, and for whom the institution has documented verification of employment. For occupations for which the state requires passing an examination, the six months period begins after the announcement of the examination results for the first examination available after a student completes an applicable educational program.
- “Placement Rate Employed in the Field” is calculated by dividing the number of graduates gainfully employed in the field by the number of graduates available for employment.
- “Number of Graduates Taking Exam” is the number of graduates who took the first available exam in the reported calendar year.

# NEW YORK FILM ACADEMY

COLLEGE OF VISUAL AND PERFORMING ARTS

- “First Available Exam Date” is the date for the first available exam after a student completed a program.
- “Passage Rate” is calculated by dividing the number of graduates who passed the exam by the number of graduates who took the reported licensing exam.
- “Number Who Passed First Available Exam” is the number of graduates who took and passed the first available licensing exam after completing the program.
- “Salary” is as reported by graduate or graduate’s employer.
- “No Salary Information Reported” is the number of graduates for whom, after making reasonable attempts, the school was not able to obtain salary information.



## **STUDENT'S RIGHT TO CANCEL**

The student has a right to cancel this enrollment agreement and obtain a refund. A notice of cancellation or withdrawal must be made in writing. The written request must include the following information: specific timeframes, such as the date the course started and the date of cancellation or withdrawal. Notice of Withdrawal forms are available in the Office of the Registrar. Any student who intends to cancel or withdraw must submit a signed and dated copy of the Notice of Withdrawal Form, or any other form of written notice that includes the required information to:

New York Film Academy  
3300 W. Riverside Dr.  
Burbank, CA 91505

## **REFUND INFORMATION:**

The New York Film Academy will refund 100% of the amount paid for institutional charges, less an administrative processing fee of \$100.00 if notice of cancellation is made through attendance at the first class session, or the seventh class day after enrollment, whichever is later.

Notice of cancellation or withdrawal must be made no later than \_\_\_\_\_.

After the 100% refund period described above, a student may withdraw from a course after instruction has started and receive a pro rata refund (less a non-refundable administrative processing fee of \$100.00) for the unused portion of the tuition and other refundable charges, if the student has completed 60% or less of the term's instruction.

The amount of the refund is calculated based on the student's withdrawal date. Transfer credits will be awarded with a deduction in overall tuition based on a per credit unit cost. Refunds are disbursed within 30 days of the official withdrawal from the school. The withdrawal is dated on the day that the student gave written notice to the school.



**SCHOOL PERFORMANCE FACT SHEET**

**CALENDAR YEARS 2020 & 2021**

**Twelve - Week Evening Digital Editing – 12 Week**

**On-time Completion Rates (Graduation Rates)**

Include data for the two calendar years prior to reporting

Calendar Year	Number of Students Who Began the Program	Students Available for Graduation	Number of On-time Graduates	On-time Completion Rates
2020	4	4	4	100%
2021	1	1	1	100%

Student’s Initials: \_\_\_\_\_ Date: \_\_\_\_\_

Initial only after you have had sufficient time to read and understand the information.

**Students Completing with 150% of Published Program Length**

Calendar Year	Number of Students Who Began the Program	Students Available for Graduation	150% Graduates	150% Completion Rates
2020	0	0	0	0
2021	0	0	0	0

\*Included only if program is more than one year in length

Student’s Initials: \_\_\_\_\_ Date: \_\_\_\_\_

Initial only after you have had sufficient time to read and understand the information.

# NEW YORK FILM ACADEMY

COLLEGE OF VISUAL AND PERFORMING ARTS

## Job Placement Rates (includes data for the two calendar years prior to reporting)

Calendar Year	Number of Students Who Began the Program	Number of Graduates	Graduates Available for Employment	Graduates Employed in the Field	Placement Rate % Employment in the Field
2020	4	4	4	1	25%
2021	1	1	0	0	0%

You may obtain from the institution a list of the employment positions determined to be in the field for which a student received education and training. Please contact the Compliance Office.

## Gainful Employment Categories (includes data for the two calendar years prior to reporting)

### Part Time vs. Full -Time Employment

Calendar Year	Graduates Employed in the Field 20 to 29 hours per week	Graduates Employed in the Field at least 30 hours per week	Total Graduates Employed in the field
2020	1	0	1
2021	0	0	0

### Single Position vs. Concurrent Aggregated Positions

Calendar Year	Graduates Employed in the Field in a single position	Graduates Employed in the Field concurrent aggregated positions	Total Graduates Employed in the field
2020	1	0	1
2021	0	0	0



**Self-Employed/Freelance Positions**

Calendar Year	Graduates Employed who are self-employed or working freelance	Total Graduates Employed in the field
2020	0	1
2021	0	0

**Institutional Employment**

Calendar Year	Graduates Employed in the field who are Employed by the Institution, an Employer Owned by the Institution, or an Employer who shares Ownership with the institution.	Total Graduates Employed in the field
2020	1	1
2021	0	0

**Student's Initials: \_\_\_\_\_ Date: \_\_\_\_\_**

**Initial only after you have had sufficient time to read and understand the information.**

**This Program may result in freelance or self-employment.**

- The work available to graduates of this program is usually for freelance or self-employment.
- This type of work may not be consistent.
- The period of employment can range from one day to weeks to several months.
- Hours worked in a day or week may be more or less than the traditional 8 hours work day or 40-hour work week.
- You can expect to spend unpaid time expanding your networks, advertising, promoting your services, or honing your skills.
- Once graduates begin to work freelance or are self-employed, they will be asked to provide documentation that they are employed as such so that they may be counted as placed for our job placement records.
- Students initialing this disclosure understand that either a majority or all of this school's graduates are employed in this manner and understand what comprises this work style.

**Student's Initials: \_\_\_\_\_ Date: \_\_\_\_\_**

**Initial only after you have had sufficient time to read and understand the information.**



**License Examination Passage Rates – This program does not lead to licensing examinations**

**Salary and Wage Information (includes data for the two calendar years prior to reporting)**

Annual salary and wages reported for graduates employed in the field.

Calendar Year	Graduates Available for Employment	Graduates Employed in the Field	\$20,001 - \$25,000	\$35,001 - \$40,000	\$40,001 - \$45,000	\$55,001 - \$60,000	No Salary Information Reported
2020	4	1	0	0	0	0	1
2021	1	0	0	0	0	0	0

A list of sources used to substantiate salary disclosures is available from the school. Please contact the Compliance Office.

**Student’s Initials:** \_\_\_\_\_ **Date:** \_\_\_\_\_

**Initial only after you have had sufficient time to read and understand the information.**

**COST OF EDUCATIONAL PROGRAM**

Total charges for the program for students completing on-time in 2020: \$4,034; 2021: \$4,034. Additional charges may be incurred if the program is not completed on-time.

**Student’s Initials:** \_\_\_\_\_ **Date:** \_\_\_\_\_

**Initial only after you have had sufficient time to read and understand the information.**

# NEW YORK FILM ACADEMY

COLLEGE OF VISUAL AND PERFORMING ARTS

## FEDERAL STUDENT LOAN DEBT

Calendar Year	Most recent three year cohort default rate, as reported by the United States Department of Education.*	The percentage of enrolled students receiving federal student loans to pay for this program.	The average amount of federal student loan debt of graduates who took out federal student loans at this institution.	The percentage of graduates who took out federal student loans to pay for this Education Program.
<b>2020</b>	3.8%	0%	\$0	0%
<b>2021</b>	0.5%	0%	\$0	0%

\*The percentage of students who defaulted on their federal student loans is called the Cohort Default Rate (CDR). It shows the percentage of this school's students who were more than 270 days (9 months) behind on their federal student loans within three years of when the first payment was due. This is the most recent CDR reported by the U.S. Department of Education.

**Student's Initials:** \_\_\_\_\_ **Date:** \_\_\_\_\_

**Initial only after you have had sufficient time to read and understand the information.**

This fact sheet is filed with the Bureau for Private Postsecondary Education. Regardless of any information you may have relating to the completion rates, starting salaries, or license exam passage rates, this fact sheet contains the information as calculated pursuant to state law.

Any questions a student may have regarding this fact sheet that have not been satisfactorily answered by the institution may be directed to the Bureau for Private Postsecondary Education at 1747 N. Market Blvd, Suite 225, Sacramento, CA 95834, [www.bppe.ca.gov](http://www.bppe.ca.gov), toll-free telephone number (888) 370-7589 or by fax (916) 263-1897.

\_\_\_\_\_  
**Student Name – Print**

\_\_\_\_\_  
**Student Signature**

\_\_\_\_\_  
**School Official**

\_\_\_\_\_  
**Date**

\_\_\_\_\_  
**Date**

## DEFINITIONS

- “Number of Students Who Began the Program” means the number of students who began a program who were scheduled to complete the program within 100% of the published program length within the reporting calendar year and excludes all students who cancelled during the cancellation period.
- “Students Available for Graduation” is the number of students who began the program minus the number of students who have died, been incarcerated, or been called to active military duty.
- “Number of On-time Graduates” is the number of students who completed the program within 100% of the published program length within the reporting calendar year.
- “On-time Completion Rate” is the number of on-time graduates divided by the number of students available for graduation.
- “150% Graduates” is the number of students who completed the program within 150% of the program length (includes on-time graduates).
- “150% Completion Rate” is the number of students who completed the program in the reported calendar year within 150% of the published program length, including on-time graduates, divided by the number of students available for graduation.
- “Graduates Available for Employment” means the number of graduates minus the number of graduates unavailable for employment.
- “Graduates Unavailable for Employment” means the graduates who, after graduation, die, become incarcerated, are called to active military duty, are international students that leave the United States or do not have a visa allowing employment in the United States, or are continuing their education in an accredited or bureau-approved postsecondary institution.
- “Graduates Employed in the Field” means graduates who beginning within six months after a student completes the applicable educational program are gainfully employed, whose employment has been reported, and for whom the institution has documented verification of employment. For occupations for which the state requires passing an examination, the six months period begins after the announcement of the examination results for the first examination available after a student completes an applicable educational program.
- “Placement Rate Employed in the Field” is calculated by dividing the number of graduates gainfully employed in the field by the number of graduates available for employment.
- “Number of Graduates Taking Exam” is the number of graduates who took the first available exam in the reported calendar year.

# NEW YORK FILM ACADEMY

COLLEGE OF VISUAL AND PERFORMING ARTS

- “First Available Exam Date” is the date for the first available exam after a student completed a program.
- “Passage Rate” is calculated by dividing the number of graduates who passed the exam by the number of graduates who took the reported licensing exam.
- “Number Who Passed First Available Exam” is the number of graduates who took and passed the first available licensing exam after completing the program.
- “Salary” is as reported by graduate or graduate’s employer.
- “No Salary Information Reported” is the number of graduates for whom, after making reasonable attempts, the school was not able to obtain salary information.



## **STUDENT'S RIGHT TO CANCEL**

The student has a right to cancel this enrollment agreement and obtain a refund. A notice of cancellation or withdrawal must be made in writing. The written request must include the following information: specific timeframes, such as the date the course started and the date of cancellation or withdrawal. Notice of Withdrawal forms are available in the Office of the Registrar. Any student who intends to cancel or withdraw must submit a signed and dated copy of the Notice of Withdrawal Form, or any other form of written notice that includes the required information to:

New York Film Academy  
3300 W. Riverside Dr.  
Burbank, CA 91505

## **REFUND INFORMATION:**

The New York Film Academy will refund 100% of the amount paid for institutional charges, less an administrative processing fee of \$100.00 if notice of cancellation is made through attendance at the first class session, or the seventh class day after enrollment, whichever is later.

Notice of cancellation or withdrawal must be made no later than \_\_\_\_\_.

After the 100% refund period described above, a student may withdraw from a course after instruction has started and receive a pro rata refund (less a non-refundable administrative processing fee of \$100.00) for the unused portion of the tuition and other refundable charges, if the student has completed 60% or less of the term's instruction.

The amount of the refund is calculated based on the student's withdrawal date. Transfer credits will be awarded with a deduction in overall tuition based on a per credit unit cost. Refunds are disbursed within 30 days of the official withdrawal from the school. The withdrawal is dated on the day that the student gave written notice to the school.



**SCHOOL PERFORMANCE FACT SHEET**

**CALENDAR YEARS 2020 & 2021**

**Twelve - Week Evening Acting for Film – 12 Weeks**

**On-time Completion Rates (Graduation Rates)**

Include data for the two calendar years prior to reporting

Calendar Year	Number of Students Who Began the Program	Students Available for Graduation	Number of On-time Graduates	On-time Completion Rates
2020	0	0	0	0%
2021	1	1	0	0%

Student’s Initials: \_\_\_\_\_ Date: \_\_\_\_\_

Initial only after you have had sufficient time to read and understand the information.

**Students Completing with 150% of Published Program Length**

Calendar Year	Number of Students Who Began the Program	Students Available for Graduation	150% Graduates	150% Completion Rates
2020	0	0	0	0
2021	0	0	0	0

\*Included only if program is more than one year in length

Student’s Initials: \_\_\_\_\_ Date: \_\_\_\_\_

Initial only after you have had sufficient time to read and understand the information.

# NEW YORK FILM ACADEMY

COLLEGE OF VISUAL AND PERFORMING ARTS

## Job Placement Rates (includes data for the two calendar years prior to reporting)

Calendar Year	Number of Students Who Began the Program	Number of Graduates	Graduates Available for Employment	Graduates Employed in the Field	Placement Rate % Employment in the Field
2020	0	0	0	0	0%
2021	1	0	0	0	0%

You may obtain from the institution a list of the employment positions determined to be in the field for which a student received education and training. Please contact the Compliance Office.

## Gainful Employment Categories (includes data for the two calendar years prior to reporting)

### Part Time vs. Full -Time Employment

Calendar Year	Graduates Employed in the Field 20 to 29 hours per week	Graduates Employed in the Field at least 30 hours per week	Total Graduates Employed in the field
2020	0	0	0
2021	0	0	0

### Single Position vs. Concurrent Aggregated Positions

Calendar Year	Graduates Employed in the Field in a single position	Graduates Employed in the Field concurrent aggregated positions	Total Graduates Employed in the field
2020	0	0	0
2021	0	0	0



**Self-Employed/Freelance Positions**

Calendar Year	Graduates Employed who are self-employed or working freelance	Total Graduates Employed in the field
2020	0	0
2021	0	0

**Institutional Employment**

Calendar Year	Graduates Employed in the field who are Employed by the Institution, an Employer Owned by the Institution, or an Employer who shares Ownership with the institution.	Total Graduates Employed in the field
2020	0	0
2021	0	0

**Student's Initials: \_\_\_\_\_ Date: \_\_\_\_\_**

**Initial only after you have had sufficient time to read and understand the information.**

**This Program may result in freelance or self-employment.**

- The work available to graduates of this program is usually for freelance or self-employment.
- This type of work may not be consistent.
- The period of employment can range from one day to weeks to several months.
- Hours worked in a day or week may be more or less than the traditional 8 hours work day or 40-hour work week.
- You can expect to spend unpaid time expanding your networks, advertising, promoting your services, or honing your skills.
- Once graduates begin to work freelance or are self-employed, they will be asked to provide documentation that they are employed as such so that they may be counted as placed for our job placement records.
- Students initialing this disclosure understand that either a majority or all of this school's graduates are employed in this manner and understand what comprises this work style.

**Student's Initials: \_\_\_\_\_ Date: \_\_\_\_\_**

**Initial only after you have had sufficient time to read and understand the information.**



**License Examination Passage Rates – This program does not lead to licensing examinations**

**Salary and Wage Information (includes data for the two calendar years prior to reporting)**

Annual salary and wages reported for graduates employed in the field.

Calendar Year	Graduates Available for Employment	Graduates Employed in the Field	\$20,001	\$35,001	\$40,001	\$55,001	No Salary Information Reported
			- \$25,000	- \$40,000	- \$45,000	- \$60,000	
2020	0	0	0	0	0	0	0
2021	0	0	0	0	0	0	0

A list of sources used to substantiate salary disclosures is available from the school. Please contact the Compliance Office.

Student’s Initials: \_\_\_\_\_ Date: \_\_\_\_\_

Initial only after you have had sufficient time to read and understand the information.

**COST OF EDUCATIONAL PROGRAM**

Total charges for the program for students completing on-time in 2020: \$3,647; 2021: \$3,647. Additional charges may be incurred if the program is not completed on-time.

Student’s Initials: \_\_\_\_\_ Date: \_\_\_\_\_

Initial only after you have had sufficient time to read and understand the information.

# NEW YORK FILM ACADEMY

COLLEGE OF VISUAL AND PERFORMING ARTS

## FEDERAL STUDENT LOAN DEBT

Calendar Year	Most recent three year cohort default rate, as reported by the United States Department of Education.*	The percentage of enrolled students receiving federal student loans to pay for this program.	The average amount of federal student loan debt of graduates who took out federal student loans at this institution.	The percentage of graduates who took out federal student loans to pay for this Education Program.
<b>2020</b>	3.8%	0%	\$0	0%
<b>2021</b>	0.5%	0%	\$0	0%

\*The percentage of students who defaulted on their federal student loans is called the Cohort Default Rate (CDR). It shows the percentage of this school's students who were more than 270 days (9 months) behind on their federal student loans within three years of when the first payment was due. This is the most recent CDR reported by the U.S. Department of Education.

**Student's Initials:** \_\_\_\_\_ **Date:** \_\_\_\_\_

**Initial only after you have had sufficient time to read and understand the information.**

This fact sheet is filed with the Bureau for Private Postsecondary Education. Regardless of any information you may have relating to the completion rates, starting salaries, or license exam passage rates, this fact sheet contains the information as calculated pursuant to state law.

Any questions a student may have regarding this fact sheet that have not been satisfactorily answered by the institution may be directed to the Bureau for Private Postsecondary Education at 1747 N. Market Blvd, Suite 225, Sacramento, CA 95834, [www.bppe.ca.gov](http://www.bppe.ca.gov), toll-free telephone number (888) 370-7589 or by fax (916) 263-1897.

\_\_\_\_\_  
**Student Name – Print**

\_\_\_\_\_  
**Student Signature**

\_\_\_\_\_  
**School Official**

\_\_\_\_\_  
**Date**

\_\_\_\_\_  
**Date**

## DEFINITIONS

- “Number of Students Who Began the Program” means the number of students who began a program who were scheduled to complete the program within 100% of the published program length within the reporting calendar year and excludes all students who cancelled during the cancellation period.
- “Students Available for Graduation” is the number of students who began the program minus the number of students who have died, been incarcerated, or been called to active military duty.
- “Number of On-time Graduates” is the number of students who completed the program within 100% of the published program length within the reporting calendar year.
- “On-time Completion Rate” is the number of on-time graduates divided by the number of students available for graduation.
- “150% Graduates” is the number of students who completed the program within 150% of the program length (includes on-time graduates).
- “150% Completion Rate” is the number of students who completed the program in the reported calendar year within 150% of the published program length, including on-time graduates, divided by the number of students available for graduation.
- “Graduates Available for Employment” means the number of graduates minus the number of graduates unavailable for employment.
- “Graduates Unavailable for Employment” means the graduates who, after graduation, die, become incarcerated, are called to active military duty, are international students that leave the United States or do not have a visa allowing employment in the United States, or are continuing their education in an accredited or bureau-approved postsecondary institution.
- “Graduates Employed in the Field” means graduates who beginning within six months after a student completes the applicable educational program are gainfully employed, whose employment has been reported, and for whom the institution has documented verification of employment. For occupations for which the state requires passing an examination, the six months period begins after the announcement of the examination results for the first examination available after a student completes an applicable educational program.
- “Placement Rate Employed in the Field” is calculated by dividing the number of graduates gainfully employed in the field by the number of graduates available for employment.
- “Number of Graduates Taking Exam” is the number of graduates who took the first available exam in the reported calendar year.

# NEW YORK FILM ACADEMY

COLLEGE OF VISUAL AND PERFORMING ARTS

- “First Available Exam Date” is the date for the first available exam after a student completed a program.
- “Passage Rate” is calculated by dividing the number of graduates who passed the exam by the number of graduates who took the reported licensing exam.
- “Number Who Passed First Available Exam” is the number of graduates who took and passed the first available licensing exam after completing the program.
- “Salary” is as reported by graduate or graduate’s employer.
- “No Salary Information Reported” is the number of graduates for whom, after making reasonable attempts, the school was not able to obtain salary information.



## **STUDENT'S RIGHT TO CANCEL**

The student has a right to cancel this enrollment agreement and obtain a refund. A notice of cancellation or withdrawal must be made in writing. The written request must include the following information: specific timeframes, such as the date the course started and the date of cancellation or withdrawal. Notice of Withdrawal forms are available in the Office of the Registrar. Any student who intends to cancel or withdraw must submit a signed and dated copy of the Notice of Withdrawal Form, or any other form of written notice that includes the required information to:

New York Film Academy  
3300 W. Riverside Dr.  
Burbank, CA 91505

## **REFUND INFORMATION:**

The New York Film Academy will refund 100% of the amount paid for institutional charges, less an administrative processing fee of \$100.00 if notice of cancellation is made through attendance at the first class session, or the seventh class day after enrollment, whichever is later.

Notice of cancellation or withdrawal must be made no later than \_\_\_\_\_.

After the 100% refund period described above, a student may withdraw from a course after instruction has started and receive a pro rata refund (less a non-refundable administrative processing fee of \$100.00) for the unused portion of the tuition and other refundable charges, if the student has completed 60% or less of the term's instruction.

The amount of the refund is calculated based on the student's withdrawal date. Transfer credits will be awarded with a deduction in overall tuition based on a per credit unit cost. Refunds are disbursed within 30 days of the official withdrawal from the school. The withdrawal is dated on the day that the student gave written notice to the school.



**SCHOOL PERFORMANCE FACT SHEET**

**CALENDAR YEARS 2020 & 2021**

**Eight - Week Screenwriting – 8 Weeks**

**On-time Completion Rates (Graduation Rates)**

Include data for the two calendar years prior to reporting

Calendar Year	Number of Students Who Began the Program	Students Available for Graduation	Number of On-time Graduates	On-time Completion Rates
2020	8	8	7	88%
2021	3	3	2	67%

Student’s Initials: \_\_\_\_\_ Date: \_\_\_\_\_

Initial only after you have had sufficient time to read and understand the information.

**Students Completing with 150% of Published Program Length**

Calendar Year	Number of Students Who Began the Program	Students Available for Graduation	150% Graduates	150% Completion Rates
2020	0	0	0	0
2021	0	0	0	0

\*Included only if program is more than one year in length

Student’s Initials: \_\_\_\_\_ Date: \_\_\_\_\_

Initial only after you have had sufficient time to read and understand the information.

# NEW YORK FILM ACADEMY

COLLEGE OF VISUAL AND PERFORMING ARTS

## Job Placement Rates (includes data for the two calendar years prior to reporting)

Calendar Year	Number of Students Who Began the Program	Number of Graduates	Graduates Available for Employment	Graduates Employed in the Field	Placement Rate % Employment in the Field
2020	8	7	7	0	0%
2021	3	2	0	0	0%

You may obtain from the institution a list of the employment positions determined to be in the field for which a student received education and training. Please contact the Compliance Office.

## Gainful Employment Categories (includes data for the two calendar years prior to reporting)

### Part Time vs. Full -Time Employment

Calendar Year	Graduates Employed in the Field 20 to 29 hours per week	Graduates Employed in the Field at least 30 hours per week	Total Graduates Employed in the field
2020	0	0	0
2021	0	0	0

### Single Position vs. Concurrent Aggregated Positions

Calendar Year	Graduates Employed in the Field in a single position	Graduates Employed in the Field concurrent aggregated positions	Total Graduates Employed in the field
2020	0	0	0
2021	0	0	0



**Self-Employed/Freelance Positions**

Calendar Year	Graduates Employed who are self-employed or working freelance	Total Graduates Employed in the field
2020	0	0
2021	0	0

**Institutional Employment**

Calendar Year	Graduates Employed in the field who are Employed by the Institution, an Employer Owned by the Institution, or an Employer who shares Ownership with the institution.	Total Graduates Employed in the field
2020	0	0
2021	0	0

**Student's Initials: \_\_\_\_\_ Date: \_\_\_\_\_**

**Initial only after you have had sufficient time to read and understand the information.**

**This Program may result in freelance or self-employment.**

- The work available to graduates of this program is usually for freelance or self-employment.
- This type of work may not be consistent.
- The period of employment can range from one day to weeks to several months.
- Hours worked in a day or week may be more or less than the traditional 8 hours work day or 40-hour work week.
- You can expect to spend unpaid time expanding your networks, advertising, promoting your services, or honing your skills.
- Once graduates begin to work freelance or are self-employed, they will be asked to provide documentation that they are employed as such so that they may be counted as placed for our job placement records.
- Students initialing this disclosure understand that either a majority or all of this school's graduates are employed in this manner and understand what comprises this work style.

**Student's Initials: \_\_\_\_\_ Date: \_\_\_\_\_**

**Initial only after you have had sufficient time to read and understand the information.**



**License Examination Passage Rates – This program does not lead to licensing examinations**

**Salary and Wage Information (includes data for the two calendar years prior to reporting)**

Annual salary and wages reported for graduates employed in the field.

Calendar Year	Graduates Available for Employment	Graduates Employed in the Field	\$0 - \$5,000	\$25,001 - \$30,000	\$40,001 - \$45,000	\$45,001 - \$50,000	No Salary Information Reported
2020	7	0	0	0	0	0	0
2021	0	0	0	0	0	0	0

A list of sources used to substantiate salary disclosures is available from the school. Please contact the Compliance Office.

Student’s Initials: \_\_\_\_\_ Date: \_\_\_\_\_

Initial only after you have had sufficient time to read and understand the information.

**COST OF EDUCATIONAL PROGRAM**

Total charges for the program for students completing on-time in 2020: \$3,647; 2021: \$3,647. Additional charges may be incurred if the program is not completed on-time.

Student’s Initials: \_\_\_\_\_ Date: \_\_\_\_\_

Initial only after you have had sufficient time to read and understand the information.

# NEW YORK FILM ACADEMY

COLLEGE OF VISUAL AND PERFORMING ARTS

## FEDERAL STUDENT LOAN DEBT

Calendar Year	Most recent three year cohort default rate, as reported by the United States Department of Education.*	The percentage of enrolled students receiving federal student loans to pay for this program.	The average amount of federal student loan debt of graduates who took out federal student loans at this institution.	The percentage of graduates who took out federal student loans to pay for this Education Program.
<b>2020</b>	3.8%	0%	\$0	0%
<b>2021</b>	0.5%	0%	\$0	0%

\*The percentage of students who defaulted on their federal student loans is called the Cohort Default Rate (CDR). It shows the percentage of this school's students who were more than 270 days (9 months) behind on their federal student loans within three years of when the first payment was due. This is the most recent CDR reported by the U.S. Department of Education.

**Student's Initials:** \_\_\_\_\_ **Date:** \_\_\_\_\_

**Initial only after you have had sufficient time to read and understand the information.**

This fact sheet is filed with the Bureau for Private Postsecondary Education. Regardless of any information you may have relating to the completion rates, starting salaries, or license exam passage rates, this fact sheet contains the information as calculated pursuant to state law.

Any questions a student may have regarding this fact sheet that have not been satisfactorily answered by the institution may be directed to the Bureau for Private Postsecondary Education at 1747 N. Market Blvd, Suite 225, Sacramento, CA 95834, [www.bppe.ca.gov](http://www.bppe.ca.gov), toll-free telephone number (888) 370-7589 or by fax (916) 263-1897.

\_\_\_\_\_  
**Student Name – Print**

\_\_\_\_\_  
**Student Signature**

\_\_\_\_\_  
**School Official**

\_\_\_\_\_  
**Date**

\_\_\_\_\_  
**Date**

## DEFINITIONS

- “Number of Students Who Began the Program” means the number of students who began a program who were scheduled to complete the program within 100% of the published program length within the reporting calendar year and excludes all students who cancelled during the cancellation period.
- “Students Available for Graduation” is the number of students who began the program minus the number of students who have died, been incarcerated, or been called to active military duty.
- “Number of On-time Graduates” is the number of students who completed the program within 100% of the published program length within the reporting calendar year.
- “On-time Completion Rate” is the number of on-time graduates divided by the number of students available for graduation.
- “150% Graduates” is the number of students who completed the program within 150% of the program length (includes on-time graduates).
- “150% Completion Rate” is the number of students who completed the program in the reported calendar year within 150% of the published program length, including on-time graduates, divided by the number of students available for graduation.
- “Graduates Available for Employment” means the number of graduates minus the number of graduates unavailable for employment.
- “Graduates Unavailable for Employment” means the graduates who, after graduation, die, become incarcerated, are called to active military duty, are international students that leave the United States or do not have a visa allowing employment in the United States, or are continuing their education in an accredited or bureau-approved postsecondary institution.
- “Graduates Employed in the Field” means graduates who beginning within six months after a student completes the applicable educational program are gainfully employed, whose employment has been reported, and for whom the institution has documented verification of employment. For occupations for which the state requires passing an examination, the six months period begins after the announcement of the examination results for the first examination available after a student completes an applicable educational program.
- “Placement Rate Employed in the Field” is calculated by dividing the number of graduates gainfully employed in the field by the number of graduates available for employment.
- “Number of Graduates Taking Exam” is the number of graduates who took the first available exam in the reported calendar year.

# NEW YORK FILM ACADEMY

COLLEGE OF VISUAL AND PERFORMING ARTS

- “First Available Exam Date” is the date for the first available exam after a student completed a program.
- “Passage Rate” is calculated by dividing the number of graduates who passed the exam by the number of graduates who took the reported licensing exam.
- “Number Who Passed First Available Exam” is the number of graduates who took and passed the first available licensing exam after completing the program.
- “Salary” is as reported by graduate or graduate’s employer.
- “No Salary Information Reported” is the number of graduates for whom, after making reasonable attempts, the school was not able to obtain salary information.



## **STUDENT'S RIGHT TO CANCEL**

The student has a right to cancel this enrollment agreement and obtain a refund. A notice of cancellation or withdrawal must be made in writing. The written request must include the following information: specific timeframes, such as the date the course started and the date of cancellation or withdrawal. Notice of Withdrawal forms are available in the Office of the Registrar. Any student who intends to cancel or withdraw must submit a signed and dated copy of the Notice of Withdrawal Form, or any other form of written notice that includes the required information to:

New York Film Academy  
3300 W. Riverside Dr.  
Burbank, CA 91505

## **REFUND INFORMATION:**

The New York Film Academy will refund 100% of the amount paid for institutional charges, less an administrative processing fee of \$100.00 if notice of cancellation is made through attendance at the first class session, or the seventh class day after enrollment, whichever is later.

Notice of cancellation or withdrawal must be made no later than \_\_\_\_\_.

After the 100% refund period described above, a student may withdraw from a course after instruction has started and receive a pro rata refund (less a non-refundable administrative processing fee of \$100.00) for the unused portion of the tuition and other refundable charges, if the student has completed 60% or less of the term's instruction.

The amount of the refund is calculated based on the student's withdrawal date. Transfer credits will be awarded with a deduction in overall tuition based on a per credit unit cost. Refunds are disbursed within 30 days of the official withdrawal from the school. The withdrawal is dated on the day that the student gave written notice to the school.



**SCHOOL PERFORMANCE FACT SHEET**

**CALENDAR YEARS 2020 & 2021**

**Eight - Week Producing – Program Length  
Eight-Week Producing**

**On-time Completion Rates (Graduation Rates)**

Include data for the two calendar years prior to reporting

Calendar Year	Number of Students Who Began the Program	Students Available for Graduation	Number of On-time Graduates	On-time Completion Rates
2020	9	9	7	78%
2021	5	5	5	100%

Student’s Initials: \_\_\_\_\_ Date: \_\_\_\_\_

Initial only after you have had sufficient time to read and understand the information.

**Students Completing with 150% of Published Program Length**

Calendar Year	Number of Students Who Began the Program	Students Available for Graduation	150% Graduates	150% Completion Rates
2020	0	0	0	0
2021	0	0	0	0

\*Included only if program is more than one year in length

Student’s Initials: \_\_\_\_\_ Date: \_\_\_\_\_

Initial only after you have had sufficient time to read and understand the information.

# NEW YORK FILM ACADEMY

COLLEGE OF VISUAL AND PERFORMING ARTS

## Job Placement Rates (includes data for the two calendar years prior to reporting)

Calendar Year	Number of Students Who Began the Program	Number of Graduates	Graduates Available for Employment	Graduates Employed in the Field	Placement Rate % Employment in the Field
2020	9	7	6	0	0%
2021	5	5	1	0	0%

You may obtain from the institution a list of the employment positions determined to be in the field for which a student received education and training. Please contact the Compliance Office.

## Gainful Employment Categories (includes data for the two calendar years prior to reporting)

### Part Time vs. Full -Time Employment

Calendar Year	Graduates Employed in the Field 20 to 29 hours per week	Graduates Employed in the Field at least 30 hours per week	Total Graduates Employed in the field
2020	0	0	0
2021	0	0	0

### Single Position vs. Concurrent Aggregated Positions

Calendar Year	Graduates Employed in the Field in a single position	Graduates Employed in the Field concurrent aggregated positions	Total Graduates Employed in the field
2020	0	0	0
2021	0	0	0



**Self-Employed/Freelance Positions**

Calendar Year	Graduates Employed who are self-employed or working freelance	Total Graduates Employed in the field
2020	0	0
2021	0	0

**Institutional Employment**

Calendar Year	Graduates Employed in the field who are Employed by the Institution, an Employer Owned by the Institution, or an Employer who shares Ownership with the institution.	Total Graduates Employed in the field
2020	0	0
2021	0	0

**Student's Initials: \_\_\_\_\_ Date: \_\_\_\_\_**

**Initial only after you have had sufficient time to read and understand the information.**

**This Program may result in freelance or self-employment.**

- The work available to graduates of this program is usually for freelance or self-employment.
- This type of work may not be consistent.
- The period of employment can range from one day to weeks to several months.
- Hours worked in a day or week may be more or less than the traditional 8 hours work day or 40-hour work week.
- You can expect to spend unpaid time expanding your networks, advertising, promoting your services, or honing your skills.
- Once graduates begin to work freelance or are self-employed, they will be asked to provide documentation that they are employed as such so that they may be counted as placed for our job placement records.
- Students initialing this disclosure understand that either a majority or all of this school's graduates are employed in this manner and understand what comprises this work style.

**Student's Initials: \_\_\_\_\_ Date: \_\_\_\_\_**

**Initial only after you have had sufficient time to read and understand the information.**



**License Examination Passage Rates – This program does not lead to licensing examinations**

**Salary and Wage Information (includes data for the two calendar years prior to reporting)**

Annual salary and wages reported for graduates employed in the field.

Calendar Year	Graduates Available for Employment	Graduates Employed in the Field	\$25,001 - \$30,000	\$35,001 - \$40,000	\$40,001 - \$45,000	\$45,001 - \$50,000	No Salary Information Reported
2020	6	0	0	0	0	0	0
2021	1	0	0	0	0	0	0

A list of sources used to substantiate salary disclosures is available from the school. Please contact the Compliance Office.

**Student’s Initials:** \_\_\_\_\_ **Date:** \_\_\_\_\_

**Initial only after you have had sufficient time to read and understand the information.**

**COST OF EDUCATIONAL PROGRAM**

Total charges for the program for students completing on-time in 2020: \$6,410; 2021: \$6,410. Additional charges may be incurred if the program is not completed on-time.

**Student’s Initials:** \_\_\_\_\_ **Date:** \_\_\_\_\_

**Initial only after you have had sufficient time to read and understand the information.**



**FEDERAL STUDENT LOAN DEBT**

Calendar Year	Most recent three year cohort default rate, as reported by the United State Department of Education.*	The percentage of enrolled students receiving federal student loans to pay for this program.	The average amount of federal student loan debt of graduates who took out federal student loans at this institution.	The percentage of graduates who took out federal student loans to pay for this Education Program.
2020	3.8%	0%	\$0	0%
2021	0.5%	0%	\$0	0%

\*The percentage of students who defaulted on their federal student loans is called the Cohort Default Rate (CDR). It shows the percentage of this school’s students who were more than 270 days (9 months) behind on their federal student loans within three years of when the first payment was due. This is the most recent CDR reported by the U.S. Department of Education.

**Student’s Initials:** \_\_\_\_\_ **Date:** \_\_\_\_\_

**Initial only after you have had sufficient time to read and understand the information.**

This fact sheet is filed with the Bureau for Private Postsecondary Education. Regardless of any information you may have relating to the completion rates, starting salaries, or license exam passage rates, this fact sheet contains the information as calculated pursuant to state law.

Any questions a student may have regarding this fact sheet that have not been satisfactorily answered by the institution may be directed to the Bureau for Private Postsecondary Education at 1747 N. Market Blvd, Suite 225, Sacramento, CA 95834, [www.bppe.ca.gov](http://www.bppe.ca.gov), toll-free telephone number (888) 370-7589 or by fax (916) 263-1897.

\_\_\_\_\_  
**Student Name – Print**

\_\_\_\_\_  
**Student Signature**

\_\_\_\_\_  
**School Official**

\_\_\_\_\_  
**Date**

\_\_\_\_\_  
**Date**

## DEFINITIONS

- “Number of Students Who Began the Program” means the number of students who began a program who were scheduled to complete the program within 100% of the published program length within the reporting calendar year and excludes all students who cancelled during the cancellation period.
- “Students Available for Graduation” is the number of students who began the program minus the number of students who have died, been incarcerated, or been called to active military duty.
- “Number of On-time Graduates” is the number of students who completed the program within 100% of the published program length within the reporting calendar year.
- “On-time Completion Rate” is the number of on-time graduates divided by the number of students available for graduation.
- “150% Graduates” is the number of students who completed the program within 150% of the program length (includes on-time graduates).
- “150% Completion Rate” is the number of students who completed the program in the reported calendar year within 150% of the published program length, including on-time graduates, divided by the number of students available for graduation.
- “Graduates Available for Employment” means the number of graduates minus the number of graduates unavailable for employment.
- “Graduates Unavailable for Employment” means the graduates who, after graduation, die, become incarcerated, are called to active military duty, are international students that leave the United States or do not have a visa allowing employment in the United States, or are continuing their education in an accredited or bureau-approved postsecondary institution.
- “Graduates Employed in the Field” means graduates who beginning within six months after a student completes the applicable educational program are gainfully employed, whose employment has been reported, and for whom the institution has documented verification of employment. For occupations for which the state requires passing an examination, the six months period begins after the announcement of the examination results for the first examination available after a student completes an applicable educational program.
- “Placement Rate Employed in the Field” is calculated by dividing the number of graduates gainfully employed in the field by the number of graduates available for employment.
- “Number of Graduates Taking Exam” is the number of graduates who took the first available exam in the reported calendar year.

# NEW YORK FILM ACADEMY

COLLEGE OF VISUAL AND PERFORMING ARTS

- “First Available Exam Date” is the date for the first available exam after a student completed a program.
- “Passage Rate” is calculated by dividing the number of graduates who passed the exam by the number of graduates who took the reported licensing exam.
- “Number Who Passed First Available Exam” is the number of graduates who took and passed the first available licensing exam after completing the program.
- “Salary” is as reported by graduate or graduate’s employer.
- “No Salary Information Reported” is the number of graduates for whom, after making reasonable attempts, the school was not able to obtain salary information.



## **STUDENT'S RIGHT TO CANCEL**

The student has a right to cancel this enrollment agreement and obtain a refund. A notice of cancellation or withdrawal must be made in writing. The written request must include the following information: specific timeframes, such as the date the course started and the date of cancellation or withdrawal. Notice of Withdrawal forms are available in the Office of the Registrar. Any student who intends to cancel or withdraw must submit a signed and dated copy of the Notice of Withdrawal Form, or any other form of written notice that includes the required information to:

New York Film Academy  
3300 W. Riverside Dr.  
Burbank, CA 91505

## **REFUND INFORMATION:**

The New York Film Academy will refund 100% of the amount paid for institutional charges, less an administrative processing fee of \$100.00 if notice of cancellation is made through attendance at the first class session, or the seventh class day after enrollment, whichever is later.

Notice of cancellation or withdrawal must be made no later than \_\_\_\_\_.

After the 100% refund period described above, a student may withdraw from a course after instruction has started and receive a pro rata refund (less a non-refundable administrative processing fee of \$100.00) for the unused portion of the tuition and other refundable charges, if the student has completed 60% or less of the term's instruction.

The amount of the refund is calculated based on the student's withdrawal date. Transfer credits will be awarded with a deduction in overall tuition based on a per credit unit cost. Refunds are disbursed within 30 days of the official withdrawal from the school. The withdrawal is dated on the day that the student gave written notice to the school.



**SCHOOL PERFORMANCE FACT SHEET**

**CALENDAR YEARS 2020 & 2021**

**Eight - Week Photography – 8 Weeks**

**On-time Completion Rates (Graduation Rates)**

Include data for the two calendar years prior to reporting

Calendar Year	Number of Students Who Began the Program	Students Available for Graduation	Number of On-time Graduates	On-time Completion Rates
2020	3	3	3	100%
2021	0	0	0	0%

Student’s Initials: \_\_\_\_\_ Date: \_\_\_\_\_

Initial only after you have had sufficient time to read and understand the information.

**Students Completing with 150% of Published Program Length**

Calendar Year	Number of Students Who Began the Program	Students Available for Graduation	150% Graduates	150% Completion Rates
2020	0	0	0	0
2021	0	0	0	0

\*Included only if program is more than one year in length

Student’s Initials: \_\_\_\_\_ Date: \_\_\_\_\_

Initial only after you have had sufficient time to read and understand the information.

# NEW YORK FILM ACADEMY

COLLEGE OF VISUAL AND PERFORMING ARTS

## Job Placement Rates (includes data for the two calendar years prior to reporting)

Calendar Year	Number of Students Who Began the Program	Number of Graduates	Graduates Available for Employment	Graduates Employed in the Field	Placement Rate % Employment in the Field
2020	3	3	3	0	0%
2021	0	0	0	0	0%

You may obtain from the institution a list of the employment positions determined to be in the field for which a student received education and training. Please contact the Compliance Office.

## Gainful Employment Categories (includes data for the two calendar years prior to reporting)

### Part Time vs. Full -Time Employment

Calendar Year	Graduates Employed in the Field 20 to 29 hours per week	Graduates Employed in the Field at least 30 hours per week	Total Graduates Employed in the field
2020	0	0	0
2021	0	0	0

### Single Position vs. Concurrent Aggregated Positions

Calendar Year	Graduates Employed in the Field in a single position	Graduates Employed in the Field concurrent aggregated positions	Total Graduates Employed in the field
2020	0	0	0
2021	0	0	0



**Self-Employed/Freelance Positions**

Calendar Year	Graduates Employed who are self-employed or working freelance	Total Graduates Employed in the field
2020	0	0
2021	0	0

**Institutional Employment**

Calendar Year	Graduates Employed in the field who are Employed by the Institution, an Employer Owned by the Institution, or an Employer who shares Ownership with the institution.	Total Graduates Employed in the field
2020	0	0
2021	0	0

**Student's Initials: \_\_\_\_\_ Date: \_\_\_\_\_**

**Initial only after you have had sufficient time to read and understand the information.**

**This Program may result in freelance or self-employment.**

- The work available to graduates of this program is usually for freelance or self-employment.
- This type of work may not be consistent.
- The period of employment can range from one day to weeks to several months.
- Hours worked in a day or week may be more or less than the traditional 8 hours work day or 40-hour work week.
- You can expect to spend unpaid time expanding your networks, advertising, promoting your services, or honing your skills.
- Once graduates begin to work freelance or are self-employed, they will be asked to provide documentation that they are employed as such so that they may be counted as placed for our job placement records.
- Students initialing this disclosure understand that either a majority or all of this school's graduates are employed in this manner and understand what comprises this work style.

**Student's Initials: \_\_\_\_\_ Date: \_\_\_\_\_**

**Initial only after you have had sufficient time to read and understand the information.**



**License Examination Passage Rates – This program does not lead to licensing examinations**

**Salary and Wage Information (includes data for the two calendar years prior to reporting)**

Annual salary and wages reported for graduates employed in the field.

Calendar Year	Graduates Available for Employment	Graduates Employed in the Field	\$20,001 - \$25,000	\$35,001 - \$40,000	\$40,001 - \$45,000	\$45,001 - \$50,000	No Salary Information Reported
2020	3	0	0	0	0	0	0
2021	0	0	0	0	0	0	0

A list of sources used to substantiate salary disclosures is available from the school. Please contact the Compliance Office.

**Student’s Initials:** \_\_\_\_\_ **Date:** \_\_\_\_\_

**Initial only after you have had sufficient time to read and understand the information.**

**COST OF EDUCATIONAL PROGRAM**

Total charges for the program for students completing on-time in 2020: \$6,962; 2021: \$6,962. Additional charges may be incurred if the program is not completed on-time.

**Student’s Initials:** \_\_\_\_\_ **Date:** \_\_\_\_\_

**Initial only after you have had sufficient time to read and understand the information.**



**FEDERAL STUDENT LOAN DEBT**

Calendar Year	Most recent three year cohort default rate, as reported by the United State Department of Education.*	The percentage of enrolled students receiving federal student loans to pay for this program.	The average amount of federal student loan debt of graduates who took out federal student loans at this institution.	The percentage of graduates who took out federal student loans to pay for this Education Program.
2020	3.8%	0%	\$0	0%
2021	0.5%	0%	\$0	0%

\*The percentage of students who defaulted on their federal student loans is called the Cohort Default Rate (CDR). It shows the percentage of this school’s students who were more than 270 days (9 months) behind on their federal student loans within three years of when the first payment was due. This is the most recent CDR reported by the U.S. Department of Education.

**Student’s Initials:** \_\_\_\_\_ **Date:** \_\_\_\_\_

**Initial only after you have had sufficient time to read and understand the information.**

This fact sheet is filed with the Bureau for Private Postsecondary Education. Regardless of any information you may have relating to the completion rates, starting salaries, or license exam passage rates, this fact sheet contains the information as calculated pursuant to state law.

Any questions a student may have regarding this fact sheet that have not been satisfactorily answered by the institution may be directed to the Bureau for Private Postsecondary Education at 1747 N. Market Blvd, Suite 225, Sacramento, CA 95834, [www.bppe.ca.gov](http://www.bppe.ca.gov), toll-free telephone number (888) 370-7589 or by fax (916) 263-1897.

\_\_\_\_\_  
**Student Name – Print**

\_\_\_\_\_  
**Student Signature**

\_\_\_\_\_  
**Date**

**NEW YORK  
FILM ACADEMY**

COLLEGE OF VISUAL AND PERFORMING ARTS

**School Official**

**Date**

## DEFINITIONS

- “Number of Students Who Began the Program” means the number of students who began a program who were scheduled to complete the program within 100% of the published program length within the reporting calendar year and excludes all students who cancelled during the cancellation period.
- “Students Available for Graduation” is the number of students who began the program minus the number of students who have died, been incarcerated, or been called to active military duty.
- “Number of On-time Graduates” is the number of students who completed the program within 100% of the published program length within the reporting calendar year.
- “On-time Completion Rate” is the number of on-time graduates divided by the number of students available for graduation.
- “150% Graduates” is the number of students who completed the program within 150% of the program length (includes on-time graduates).
- “150% Completion Rate” is the number of students who completed the program in the reported calendar year within 150% of the published program length, including on-time graduates, divided by the number of students available for graduation.
- “Graduates Available for Employment” means the number of graduates minus the number of graduates unavailable for employment.
- “Graduates Unavailable for Employment” means the graduates who, after graduation, die, become incarcerated, are called to active military duty, are international students that leave the United States or do not have a visa allowing employment in the United States, or are continuing their education in an accredited or bureau-approved postsecondary institution.
- “Graduates Employed in the Field” means graduates who beginning within six months after a student completes the applicable educational program are gainfully employed, whose employment has been reported, and for whom the institution has documented verification of employment. For occupations for which the state requires passing an examination, the six months period begins after the announcement of the examination results for the first examination available after a student completes an applicable educational program.
- “Placement Rate Employed in the Field” is calculated by dividing the number of graduates gainfully employed in the field by the number of graduates available for employment.
- “Number of Graduates Taking Exam” is the number of graduates who took the first available exam in the reported calendar year.

# NEW YORK FILM ACADEMY

COLLEGE OF VISUAL AND PERFORMING ARTS

- “First Available Exam Date” is the date for the first available exam after a student completed a program.
- “Passage Rate” is calculated by dividing the number of graduates who passed the exam by the number of graduates who took the reported licensing exam.
- “Number Who Passed First Available Exam” is the number of graduates who took and passed the first available licensing exam after completing the program.
- “Salary” is as reported by graduate or graduate’s employer.
- “No Salary Information Reported” is the number of graduates for whom, after making reasonable attempts, the school was not able to obtain salary information.



## **STUDENT'S RIGHT TO CANCEL**

The student has a right to cancel this enrollment agreement and obtain a refund. A notice of cancellation or withdrawal must be made in writing. The written request must include the following information: specific timeframes, such as the date the course started and the date of cancellation or withdrawal. Notice of Withdrawal forms are available in the Office of the Registrar. Any student who intends to cancel or withdraw must submit a signed and dated copy of the Notice of Withdrawal Form, or any other form of written notice that includes the required information to:

New York Film Academy  
3300 W. Riverside Dr.  
Burbank, CA 91505

## **REFUND INFORMATION:**

The New York Film Academy will refund 100% of the amount paid for institutional charges, less an administrative processing fee of \$100.00 if notice of cancellation is made through attendance at the first class session, or the seventh class day after enrollment, whichever is later.

Notice of cancellation or withdrawal must be made no later than \_\_\_\_\_.

After the 100% refund period described above, a student may withdraw from a course after instruction has started and receive a pro rata refund (less a non-refundable administrative processing fee of \$100.00) for the unused portion of the tuition and other refundable charges, if the student has completed 60% or less of the term's instruction.

The amount of the refund is calculated based on the student's withdrawal date. Transfer credits will be awarded with a deduction in overall tuition based on a per credit unit cost. Refunds are disbursed within 30 days of the official withdrawal from the school. The withdrawal is dated on the day that the student gave written notice to the school.



**SCHOOL PERFORMANCE FACT SHEET**

**CALENDAR YEARS 2020 & 2021**

**Eight - Week Filmmaking – 8 Weeks**

**On-time Completion Rates (Graduation Rates)**

Include data for the two calendar years prior to reporting

Calendar Year	Number of Students Who Began the Program	Students Available for Graduation	Number of On-time Graduates	On-time Completion Rates
2020	20	20	12	60%
2021	11	11	7	64%

Student’s Initials: \_\_\_\_\_ Date: \_\_\_\_\_

Initial only after you have had sufficient time to read and understand the information.

**Students Completing with 150% of Published Program Length**

Calendar Year	Number of Students Who Began the Program	Students Available for Graduation	150% Graduates	150% Completion Rates
2020	0	0	0	0
2021	0	0	0	0

\*Included only if program is more than one year in length

Student’s Initials: \_\_\_\_\_ Date: \_\_\_\_\_

Initial only after you have had sufficient time to read and understand the information.



# NEW YORK FILM ACADEMY

COLLEGE OF VISUAL AND PERFORMING ARTS

## Job Placement Rates (includes data for the two calendar years prior to reporting)

Calendar Year	Number of Students Who Began the Program	Number of Graduates	Graduates Available for Employment	Graduates Employed in the Field	Placement Rate % Employment in the Field
<b>2020</b>	20	12	11	1	9%
<b>2021</b>	11	7	0	0	0%

You may obtain from the institution a list of the employment positions determined to be in the field for which a student received education and training. Please contact the Compliance Office.

## Gainful Employment Categories (includes data for the two calendar years prior to reporting)

### Part Time vs. Full -Time Employment

Calendar Year	Graduates Employed in the Field 20 to 29 hours per week	Graduates Employed in the Field at least 30 hours per week	Total Graduates Employed in the field
<b>2020</b>	0	0	1
<b>2021</b>	0	0	0

### Single Position vs. Concurrent Aggregated Positions

Calendar Year	Graduates Employed in the Field in a single position	Graduates Employed in the Field concurrent aggregated positions	Total Graduates Employed in the field
<b>2020</b>	0	0	1
<b>2021</b>	0	0	0

# NEW YORK FILM ACADEMY

COLLEGE OF VISUAL AND PERFORMING ARTS

## Self-Employed/Freelance Positions

Calendar Year	Graduates Employed who are self-employed or working freelance	Total Graduates Employed in the field
2020	1	1
2021	0	0

## Institutional Employment

Calendar Year	Graduates Employed in the field who are Employed by the Institution, an Employer Owned by the Institution, or an Employer who shares Ownership with the institution.	Total Graduates Employed in the field
2020	0	1
2021	0	0

Student's Initials: \_\_\_\_\_ Date: \_\_\_\_\_

Initial only after you have had sufficient time to read and understand the information.

### This Program may result in freelance or self-employment.

- The work available to graduates of this program is usually for freelance or self-employment.
- This type of work may not be consistent.
- The period of employment can range from one day to weeks to several months.
- Hours worked in a day or week may be more or less than the traditional 8 hours work day or 40-hour work week.
- You can expect to spend unpaid time expanding your networks, advertising, promoting your services, or honing your skills.
- Once graduates begin to work freelance or are self-employed, they will be asked to provide documentation that they are employed as such so that they may be counted as placed for our job placement records.
- Students initialing this disclosure understand that either a majority or all of this school's graduates are employed in this manner and understand what comprises this work style.

Student's Initials: \_\_\_\_\_ Date: \_\_\_\_\_

Initial only after you have had sufficient time to read and understand the information.



**License Examination Passage Rates – This program does not lead to licensing examinations**

**Salary and Wage Information (includes data for the two calendar years prior to reporting)**

Annual salary and wages reported for graduates employed in the field.

Calendar Year	Graduates Available for Employment	Graduates Employed in the Field	\$5,001 - \$10,000	\$15,001 - \$20,000	\$40,001 - \$45,000	\$45,001 - \$50,000	No Salary Information Reported
2020	11	1	1	0	0	0	0
2021	0	0	0	0	0	0	0

A list of sources used to substantiate salary disclosures is available from the school. Please contact the Compliance Office.

**Student’s Initials: \_\_\_\_\_ Date: \_\_\_\_\_**

**Initial only after you have had sufficient time to read and understand the information.**

**COST OF EDUCATIONAL PROGRAM**

Total charges for the program for students completing on-time in 2020: \$6,963; 2021: \$6,963. Additional charges may be incurred if the program is not completed on-time.

**Student’s Initials: \_\_\_\_\_ Date: \_\_\_\_\_**

**Initial only after you have had sufficient time to read and understand the information.**



**FEDERAL STUDENT LOAN DEBT**

<b>Calendar Year</b>	<b>Most recent three year cohort default rate, as reported by the United States Department of Education.*</b>	<b>The percentage of enrolled students receiving federal student loans to pay for this program.</b>	<b>The average amount of federal student loan debt of graduates who took out federal student loans at this institution.</b>	<b>The percentage of graduates who took out federal student loans to pay for this Education Program.</b>
<b>2020</b>	3.8%	0%	\$0	0%
<b>2021</b>	0.5%	0%	\$0	0%

\*The percentage of students who defaulted on their federal student loans is called the Cohort Default Rate (CDR). It shows the percentage of this school’s students who were more than 270 days (9 months) behind on their federal student loans within three years of when the first payment was due. This is the most recent CDR reported by the U.S. Department of Education.

**Student’s Initials:** \_\_\_\_\_ **Date:** \_\_\_\_\_

**Initial only after you have had sufficient time to read and understand the information.**

This fact sheet is filed with the Bureau for Private Postsecondary Education. Regardless of any information you may have relating to the completion rates, starting salaries, or license exam passage rates, this fact sheet contains the information as calculated pursuant to state law.

Any questions a student may have regarding this fact sheet that have not been satisfactorily answered by the institution may be directed to the Bureau for Private Postsecondary Education at 1747 N. Market Blvd, Suite 225, Sacramento, CA 95834, [www.bppe.ca.gov](http://www.bppe.ca.gov), toll-free telephone number (888) 370-7589 or by fax (916) 263-1897.

\_\_\_\_\_  
**Student Name – Print**

\_\_\_\_\_  
**Student Signature**

\_\_\_\_\_  
**School Official**

\_\_\_\_\_  
**Date**

\_\_\_\_\_  
**Date**

## DEFINITIONS

- “Number of Students Who Began the Program” means the number of students who began a program who were scheduled to complete the program within 100% of the published program length within the reporting calendar year and excludes all students who cancelled during the cancellation period.
- “Students Available for Graduation” is the number of students who began the program minus the number of students who have died, been incarcerated, or been called to active military duty.
- “Number of On-time Graduates” is the number of students who completed the program within 100% of the published program length within the reporting calendar year.
- “On-time Completion Rate” is the number of on-time graduates divided by the number of students available for graduation.
- “150% Graduates” is the number of students who completed the program within 150% of the program length (includes on-time graduates).
- “150% Completion Rate” is the number of students who completed the program in the reported calendar year within 150% of the published program length, including on-time graduates, divided by the number of students available for graduation.
- “Graduates Available for Employment” means the number of graduates minus the number of graduates unavailable for employment.
- “Graduates Unavailable for Employment” means the graduates who, after graduation, die, become incarcerated, are called to active military duty, are international students that leave the United States or do not have a visa allowing employment in the United States, or are continuing their education in an accredited or bureau-approved postsecondary institution.
- “Graduates Employed in the Field” means graduates who beginning within six months after a student completes the applicable educational program are gainfully employed, whose employment has been reported, and for whom the institution has documented verification of employment. For occupations for which the state requires passing an examination, the six months period begins after the announcement of the examination results for the first examination available after a student completes an applicable educational program.
- “Placement Rate Employed in the Field” is calculated by dividing the number of graduates gainfully employed in the field by the number of graduates available for employment.
- “Number of Graduates Taking Exam” is the number of graduates who took the first available exam in the reported calendar year.

# NEW YORK FILM ACADEMY

COLLEGE OF VISUAL AND PERFORMING ARTS

- “First Available Exam Date” is the date for the first available exam after a student completed a program.
- “Passage Rate” is calculated by dividing the number of graduates who passed the exam by the number of graduates who took the reported licensing exam.
- “Number Who Passed First Available Exam” is the number of graduates who took and passed the first available licensing exam after completing the program.
- “Salary” is as reported by graduate or graduate’s employer.
- “No Salary Information Reported” is the number of graduates for whom, after making reasonable attempts, the school was not able to obtain salary information.



## **STUDENT'S RIGHT TO CANCEL**

The student has a right to cancel this enrollment agreement and obtain a refund. A notice of cancellation or withdrawal must be made in writing. The written request must include the following information: specific timeframes, such as the date the course started and the date of cancellation or withdrawal. Notice of Withdrawal forms are available in the Office of the Registrar. Any student who intends to cancel or withdraw must submit a signed and dated copy of the Notice of Withdrawal Form, or any other form of written notice that includes the required information to:

New York Film Academy  
3300 W. Riverside Dr.  
Burbank, CA 91505

## **REFUND INFORMATION:**

The New York Film Academy will refund 100% of the amount paid for institutional charges, less an administrative processing fee of \$100.00 if notice of cancellation is made through attendance at the first class session, or the seventh class day after enrollment, whichever is later.

Notice of cancellation or withdrawal must be made no later than \_\_\_\_\_.

After the 100% refund period described above, a student may withdraw from a course after instruction has started and receive a pro rata refund (less a non-refundable administrative processing fee of \$100.00) for the unused portion of the tuition and other refundable charges, if the student has completed 60% or less of the term's instruction.

The amount of the refund is calculated based on the student's withdrawal date. Transfer credits will be awarded with a deduction in overall tuition based on a per credit unit cost. Refunds are disbursed within 30 days of the official withdrawal from the school. The withdrawal is dated on the day that the student gave written notice to the school.



**SCHOOL PERFORMANCE FACT SHEET**

**CALENDAR YEARS 2020 & 2021**

**Eight - Week Acting for Film – 8 Weeks**

**On-time Completion Rates (Graduation Rates)**

Include data for the two calendar years prior to reporting

Calendar Year	Number of Students Who Began the Program	Students Available for Graduation	Number of On-time Graduates	On-time Completion Rates
2020	22	22	16	73%
2021	13	13	12	92%

Student’s Initials: \_\_\_\_\_ Date: \_\_\_\_\_

Initial only after you have had sufficient time to read and understand the information.

**Students Completing with 150% of Published Program Length**

Calendar Year	Number of Students Who Began the Program	Students Available for Graduation	150% Graduates	150% Completion Rates
2020	0	0	0	0
2021	0	0	0	0

\*Included only if program is more than one year in length

Student’s Initials: \_\_\_\_\_ Date: \_\_\_\_\_

Initial only after you have had sufficient time to read and understand the information.



# NEW YORK FILM ACADEMY

COLLEGE OF VISUAL AND PERFORMING ARTS

## Job Placement Rates (includes data for the two calendar years prior to reporting)

Calendar Year	Number of Students Who Began the Program	Number of Graduates	Graduates Available for Employment	Graduates Employed in the Field	Placement Rate % Employment in the Field
<b>2020</b>	23	16	13	0	0%
<b>2021</b>	13	12	2	0	0%

You may obtain from the institution a list of the employment positions determined to be in the field for which a student received education and training. Please contact the Compliance Office.

## Gainful Employment Categories (includes data for the two calendar years prior to reporting)

### Part Time vs. Full -Time Employment

Calendar Year	Graduates Employed in the Field 20 to 29 hours per week	Graduates Employed in the Field at least 30 hours per week	Total Graduates Employed in the field
<b>2020</b>	0	0	0
<b>2021</b>	0	0	0

### Single Position vs. Concurrent Aggregated Positions

Calendar Year	Graduates Employed in the Field in a single position	Graduates Employed in the Field concurrent aggregated positions	Total Graduates Employed in the field
<b>2020</b>	0	0	0
<b>2021</b>	0	0	0



**Self-Employed/Freelance Positions**

Calendar Year	Graduates Employed who are self-employed or working freelance	Total Graduates Employed in the field
2020	0	0
2021	0	0

**Institutional Employment**

Calendar Year	Graduates Employed in the field who are Employed by the Institution, an Employer Owned by the Institution, or an Employer who shares Ownership with the institution.	Total Graduates Employed in the field
2020	0	0
2021	0	0

**Student's Initials: \_\_\_\_\_ Date: \_\_\_\_\_**

**Initial only after you have had sufficient time to read and understand the information.**

**This Program may result in freelance or self-employment.**

- The work available to graduates of this program is usually for freelance or self-employment.
- This type of work may not be consistent.
- The period of employment can range from one day to weeks to several months.
- Hours worked in a day or week may be more or less than the traditional 8 hours work day or 40-hour work week.
- You can expect to spend unpaid time expanding your networks, advertising, promoting your services, or honing your skills.
- Once graduates begin to work freelance or are self-employed, they will be asked to provide documentation that they are employed as such so that they may be counted as placed for our job placement records.
- Students initialing this disclosure understand that either a majority or all of this school's graduates are employed in this manner and understand what comprises this work style.

**Student's Initials: \_\_\_\_\_ Date: \_\_\_\_\_**

**Initial only after you have had sufficient time to read and understand the information.**



**License Examination Passage Rates – This program does not lead to licensing examinations**

**Salary and Wage Information (includes data for the two calendar years prior to reporting)**

Annual salary and wages reported for graduates employed in the field.

Calendar Year	Graduates Available for Employment	Graduates Employed in the Field	\$0 - \$5,000	\$20,001 - \$25,000	\$40,001 - \$45,000	\$45,001 - \$50,000	No Salary Information Reported
2020	0	0	0	0	0	0	0
2021	0	0	0	0	0	0	0

A list of sources used to substantiate salary disclosures is available from the school. Please contact the Compliance Office.

**Student’s Initials:** \_\_\_\_\_ **Date:** \_\_\_\_\_

**Initial only after you have had sufficient time to read and understand the information.**

**COST OF EDUCATIONAL PROGRAM**

Total charges for the program for students completing on-time in 2020: \$6,079; 2021: \$6,079. Additional charges may be incurred if the program is not completed on-time.

**Student’s Initials:** \_\_\_\_\_ **Date:** \_\_\_\_\_

**Initial only after you have had sufficient time to read and understand the information.**



**FEDERAL STUDENT LOAN DEBT**

<b>Calendar Year</b>	<b>Most recent three year cohort default rate, as reported by the United States Department of Education.*</b>	<b>The percentage of enrolled students receiving federal student loans to pay for this program.</b>	<b>The average amount of federal student loan debt of graduates who took out federal student loans at this institution.</b>	<b>The percentage of graduates who took out federal student loans to pay for this Education Program.</b>
<b>2020</b>	3.8%	0%	\$0	0%
<b>2021</b>	0.5%	0%	\$0	0%

\*The percentage of students who defaulted on their federal student loans is called the Cohort Default Rate (CDR). It shows the percentage of this school’s students who were more than 270 days (9 months) behind on their federal student loans within three years of when the first payment was due. This is the most recent CDR reported by the U.S. Department of Education.

**Student’s Initials:** \_\_\_\_\_ **Date:** \_\_\_\_\_

**Initial only after you have had sufficient time to read and understand the information.**

This fact sheet is filed with the Bureau for Private Postsecondary Education. Regardless of any information you may have relating to the completion rates, starting salaries, or license exam passage rates, this fact sheet contains the information as calculated pursuant to state law.

Any questions a student may have regarding this fact sheet that have not been satisfactorily answered by the institution may be directed to the Bureau for Private Postsecondary Education at 1747 N. Market Blvd, Suite 225, Sacramento, CA 95834, [www.bppe.ca.gov](http://www.bppe.ca.gov), toll-free telephone number (888) 370-7589 or by fax (916) 263-1897.

\_\_\_\_\_  
**Student Name – Print**

\_\_\_\_\_  
**Student Signature**

\_\_\_\_\_  
**School Official**

\_\_\_\_\_  
**Date**

\_\_\_\_\_  
**Date**

## DEFINITIONS

- “Number of Students Who Began the Program” means the number of students who began a program who were scheduled to complete the program within 100% of the published program length within the reporting calendar year and excludes all students who cancelled during the cancellation period.
- “Students Available for Graduation” is the number of students who began the program minus the number of students who have died, been incarcerated, or been called to active military duty.
- “Number of On-time Graduates” is the number of students who completed the program within 100% of the published program length within the reporting calendar year.
- “On-time Completion Rate” is the number of on-time graduates divided by the number of students available for graduation.
- “150% Graduates” is the number of students who completed the program within 150% of the program length (includes on-time graduates).
- “150% Completion Rate” is the number of students who completed the program in the reported calendar year within 150% of the published program length, including on-time graduates, divided by the number of students available for graduation.
- “Graduates Available for Employment” means the number of graduates minus the number of graduates unavailable for employment.
- “Graduates Unavailable for Employment” means the graduates who, after graduation, die, become incarcerated, are called to active military duty, are international students that leave the United States or do not have a visa allowing employment in the United States, or are continuing their education in an accredited or bureau-approved postsecondary institution.
- “Graduates Employed in the Field” means graduates who beginning within six months after a student completes the applicable educational program are gainfully employed, whose employment has been reported, and for whom the institution has documented verification of employment. For occupations for which the state requires passing an examination, the six months period begins after the announcement of the examination results for the first examination available after a student completes an applicable educational program.
- “Placement Rate Employed in the Field” is calculated by dividing the number of graduates gainfully employed in the field by the number of graduates available for employment.
- “Number of Graduates Taking Exam” is the number of graduates who took the first available exam in the reported calendar year.

# NEW YORK FILM ACADEMY

COLLEGE OF VISUAL AND PERFORMING ARTS

- “First Available Exam Date” is the date for the first available exam after a student completed a program.
- “Passage Rate” is calculated by dividing the number of graduates who passed the exam by the number of graduates who took the reported licensing exam.
- “Number Who Passed First Available Exam” is the number of graduates who took and passed the first available licensing exam after completing the program.
- “Salary” is as reported by graduate or graduate’s employer.
- “No Salary Information Reported” is the number of graduates for whom, after making reasonable attempts, the school was not able to obtain salary information.



## **STUDENT'S RIGHT TO CANCEL**

The student has a right to cancel this enrollment agreement and obtain a refund. A notice of cancellation or withdrawal must be made in writing. The written request must include the following information: specific timeframes, such as the date the course started and the date of cancellation or withdrawal. Notice of Withdrawal forms are available in the Office of the Registrar. Any student who intends to cancel or withdraw must submit a signed and dated copy of the Notice of Withdrawal Form, or any other form of written notice that includes the required information to:

New York Film Academy  
3300 W. Riverside Dr.  
Burbank, CA 91505

## **REFUND INFORMATION:**

The New York Film Academy will refund 100% of the amount paid for institutional charges, less an administrative processing fee of \$100.00 if notice of cancellation is made through attendance at the first class session, or the seventh class day after enrollment, whichever is later.

Notice of cancellation or withdrawal must be made no later than \_\_\_\_\_.

After the 100% refund period described above, a student may withdraw from a course after instruction has started and receive a pro rata refund (less a non-refundable administrative processing fee of \$100.00) for the unused portion of the tuition and other refundable charges, if the student has completed 60% or less of the term's instruction.

The amount of the refund is calculated based on the student's withdrawal date. Transfer credits will be awarded with a deduction in overall tuition based on a per credit unit cost. Refunds are disbursed within 30 days of the official withdrawal from the school. The withdrawal is dated on the day that the student gave written notice to the school.



**SCHOOL PERFORMANCE FACT SHEET**

**CALENDAR YEARS 2020 & 2021**

**Six - Week Filmmaking – 6 Weeks**

**On-time Completion Rates (Graduation Rates)**

Include data for the two calendar years prior to reporting

Calendar Year	Number of Students Who Began the Program	Students Available for Graduation	Number of On-time Graduates	On-time Completion Rates
2020	4	4	4	100%
2021	0	0	0	0%

Student’s Initials: \_\_\_\_\_ Date: \_\_\_\_\_

Initial only after you have had sufficient time to read and understand the information.

**Students Completing with 150% of Published Program Length**

Calendar Year	Number of Students Who Began the Program	Students Available for Graduation	150% Graduates	150% Completion Rates
2020	0	0	0	0
2021	0	0	0	0

\*Included only if program is more than one year in length

Student’s Initials: \_\_\_\_\_ Date: \_\_\_\_\_

Initial only after you have had sufficient time to read and understand the information.



# NEW YORK FILM ACADEMY

COLLEGE OF VISUAL AND PERFORMING ARTS

## Job Placement Rates (includes data for the two calendar years prior to reporting)

Calendar Year	Number of Students Who Began the Program	Number of Graduates	Graduates Available for Employment	Graduates Employed in the Field	Placement Rate % Employment in the Field
2020	4	4	4	1	25%
2021	0	0	0	0	0%

You may obtain from the institution a list of the employment positions determined to be in the field for which a student received education and training. Please contact the Compliance Office.

## Gainful Employment Categories (includes data for the two calendar years prior to reporting)

### Part Time vs. Full -Time Employment

Calendar Year	Graduates Employed in the Field 20 to 29 hours per week	Graduates Employed in the Field at least 30 hours per week	Total Graduates Employed in the field
2020	1	0	1
2021	0	0	0

### Single Position vs. Concurrent Aggregated Positions

Calendar Year	Graduates Employed in the Field in a single position	Graduates Employed in the Field concurrent aggregated positions	Total Graduates Employed in the field
2020	0	1	1
2021	0	0	0

**Self-Employed/Freelance Positions**

Calendar Year	Graduates Employed who are self-employed or working freelance	Total Graduates Employed in the field
2020	0	1
2021	0	0

**Institutional Employment**

Calendar Year	Graduates Employed in the field who are Employed by the Institution, an Employer Owned by the Institution, or an Employer who shares Ownership with the institution.	Total Graduates Employed in the field
2020	0	1
2021	0	0

**Student's Initials: \_\_\_\_\_ Date: \_\_\_\_\_**

**Initial only after you have had sufficient time to read and understand the information**

**This Program may result in freelance or self-employment.**

- The work available to graduates of this program is usually for freelance or self-employment.
- This type of work may not be consistent.
- The period of employment can range from one day to weeks to several months.
- Hours worked in a day or week may be more or less than the traditional 8 hours work day or 40-hour work week.
- You can expect to spend unpaid time expanding your networks, advertising, promoting your services, or honing your skills.
- Once graduates begin to work freelance or are self-employed, they will be asked to provide documentation that they are employed as such so that they may be counted as placed for our job placement records.
- Students initialing this disclosure understand that either a majority or all of this school's graduates are employed in this manner and understand what comprises this work style.

**Student's Initials: \_\_\_\_\_ Date: \_\_\_\_\_**

**Initial only after you have had sufficient time to read and understand the information.**



**License Examination Passage Rates – This program does not lead to licensing examinations**

**Salary and Wage Information (includes data for the two calendar years prior to reporting)**

Annual salary and wages reported for graduates employed in the field.

Calendar Year	Graduates Available for Employment	Graduates Employed in the Field	\$0 - \$5,000	\$35,001 - \$40,000	\$40,001 - \$45,000	\$55,001 - \$60,000	No Salary Information Reported
2020	4	1	1	0	0	0	0
2021	0	0	0	0	0	0	0

A list of sources used to substantiate salary disclosures is available from the school. Please contact the Compliance Office.

**Student’s Initials:** \_\_\_\_\_ **Date:** \_\_\_\_\_

**Initial only after you have had sufficient time to read and understand the information.**

**COST OF EDUCATIONAL PROGRAM**

Total charges for the program for students completing on-time in 2020: \$5,471; 2021: \$5,471. Additional charges may be incurred if the program is not completed on-time.

**Student’s Initials:** \_\_\_\_\_ **Date:** \_\_\_\_\_

**Initial only after you have had sufficient time to read and understand the information.**



**FEDERAL STUDENT LOAN DEBT**

<b>Calendar Year</b>	<b>Most recent three year cohort default rate, as reported by the United States Department of Education.*</b>	<b>The percentage of enrolled students receiving federal student loans to pay for this program.</b>	<b>The average amount of federal student loan debt of graduates who took out federal student loans at this institution.</b>	<b>The percentage of graduates who took out federal student loans to pay for this Education Program.</b>
<b>2020</b>	3.8%	0%	\$0	0%
<b>2021</b>	0.5%	0%	\$0	0%

\*The percentage of students who defaulted on their federal student loans is called the Cohort Default Rate (CDR). It shows the percentage of this school’s students who were more than 270 days (9 months) behind on their federal student loans within three years of when the first payment was due. This is the most recent CDR reported by the U.S. Department of Education.

**Student’s Initials:** \_\_\_\_\_ **Date:** \_\_\_\_\_

**Initial only after you have had sufficient time to read and understand the information.**

This fact sheet is filed with the Bureau for Private Postsecondary Education. Regardless of any information you may have relating to the completion rates, starting salaries, or license exam passage rates, this fact sheet contains the information as calculated pursuant to state law.

Any questions a student may have regarding this fact sheet that have not been satisfactorily answered by the institution may be directed to the Bureau for Private Postsecondary Education at 1747 N. Market Blvd, Suite 225, Sacramento, CA 95834, [www.bppe.ca.gov](http://www.bppe.ca.gov), toll-free telephone number (888) 370-7589 or by fax (916) 263-1897.

\_\_\_\_\_  
**Student Name – Print**

\_\_\_\_\_  
**Student Signature**

\_\_\_\_\_  
**School Official**

\_\_\_\_\_  
**Date**

\_\_\_\_\_  
**Date**

## DEFINITIONS

- “Number of Students Who Began the Program” means the number of students who began a program who were scheduled to complete the program within 100% of the published program length within the reporting calendar year and excludes all students who cancelled during the cancellation period.
- “Students Available for Graduation” is the number of students who began the program minus the number of students who have died, been incarcerated, or been called to active military duty.
- “Number of On-time Graduates” is the number of students who completed the program within 100% of the published program length within the reporting calendar year.
- “On-time Completion Rate” is the number of on-time graduates divided by the number of students available for graduation.
- “150% Graduates” is the number of students who completed the program within 150% of the program length (includes on-time graduates).
- “150% Completion Rate” is the number of students who completed the program in the reported calendar year within 150% of the published program length, including on-time graduates, divided by the number of students available for graduation.
- “Graduates Available for Employment” means the number of graduates minus the number of graduates unavailable for employment.
- “Graduates Unavailable for Employment” means the graduates who, after graduation, die, become incarcerated, are called to active military duty, are international students that leave the United States or do not have a visa allowing employment in the United States, or are continuing their education in an accredited or bureau-approved postsecondary institution.
- “Graduates Employed in the Field” means graduates who beginning within six months after a student completes the applicable educational program are gainfully employed, whose employment has been reported, and for whom the institution has documented verification of employment. For occupations for which the state requires passing an examination, the six months period begins after the announcement of the examination results for the first examination available after a student completes an applicable educational program.
- “Placement Rate Employed in the Field” is calculated by dividing the number of graduates gainfully employed in the field by the number of graduates available for employment.
- “Number of Graduates Taking Exam” is the number of graduates who took the first available exam in the reported calendar year.

# NEW YORK FILM ACADEMY

COLLEGE OF VISUAL AND PERFORMING ARTS

- “First Available Exam Date” is the date for the first available exam after a student completed a program.
- “Passage Rate” is calculated by dividing the number of graduates who passed the exam by the number of graduates who took the reported licensing exam.
- “Number Who Passed First Available Exam” is the number of graduates who took and passed the first available licensing exam after completing the program.
- “Salary” is as reported by graduate or graduate’s employer.
- “No Salary Information Reported” is the number of graduates for whom, after making reasonable attempts, the school was not able to obtain salary information.



## **STUDENT'S RIGHT TO CANCEL**

The student has a right to cancel this enrollment agreement and obtain a refund. A notice of cancellation or withdrawal must be made in writing. The written request must include the following information: specific timeframes, such as the date the course started and the date of cancellation or withdrawal. Notice of Withdrawal forms are available in the Office of the Registrar. Any student who intends to cancel or withdraw must submit a signed and dated copy of the Notice of Withdrawal Form, or any other form of written notice that includes the required information to:

New York Film Academy  
3300 W. Riverside Dr.  
Burbank, CA 91505

## **REFUND INFORMATION:**

The New York Film Academy will refund 100% of the amount paid for institutional charges, less an administrative processing fee of \$100.00 if notice of cancellation is made through attendance at the first class session, or the seventh class day after enrollment, whichever is later.

Notice of cancellation or withdrawal must be made no later than \_\_\_\_\_.

After the 100% refund period described above, a student may withdraw from a course after instruction has started and receive a pro rata refund (less a non-refundable administrative processing fee of \$100.00) for the unused portion of the tuition and other refundable charges, if the student has completed 60% or less of the term's instruction.

The amount of the refund is calculated based on the student's withdrawal date. Transfer credits will be awarded with a deduction in overall tuition based on a per credit unit cost. Refunds are disbursed within 30 days of the official withdrawal from the school. The withdrawal is dated on the day that the student gave written notice to the school.



**SCHOOL PERFORMANCE FACT SHEET**

**CALENDAR YEARS 2020 & 2021**

**Six - Week Documentary Filmmaking – 6 Weeks**

**On-time Completion Rates (Graduation Rates)**

Include data for the two calendar years prior to reporting

Calendar Year	Number of Students Who Began the Program	Students Available for Graduation	Number of On-time Graduates	On-time Completion Rates
2020	2	2	2	100%
2021	0	0	0	0%

Student’s Initials: \_\_\_\_\_ Date: \_\_\_\_\_

Initial only after you have had sufficient time to read and understand the information.

**Students Completing with 150% of Published Program Length**

Calendar Year	Number of Students Who Began the Program	Students Available for Graduation	150% Graduates	150% Completion Rates
2020	0	0	0	0
2021	0	0	0	0

\*Included only if program is more than one year in length

Student’s Initials: \_\_\_\_\_ Date: \_\_\_\_\_

Initial only after you have had sufficient time to read and understand the information.



# NEW YORK FILM ACADEMY

COLLEGE OF VISUAL AND PERFORMING ARTS

## Job Placement Rates (includes data for the two calendar years prior to reporting)

Calendar Year	Number of Students Who Began the Program	Number of Graduates	Graduates Available for Employment	Graduates Employed in the Field	Placement Rate % Employment in the Field
2020	2	2	2	1	50%
2021	0	0	0	0	0%

You may obtain from the institution a list of the employment positions determined to be in the field for which a student received education and training. Please contact the Compliance Office.

## Gainful Employment Categories (includes data for the two calendar years prior to reporting)

### Part Time vs. Full -Time Employment

Calendar Year	Graduates Employed in the Field 20 to 29 hours per week	Graduates Employed in the Field at least 30 hours per week	Total Graduates Employed in the field
2020	0	1	1
2021	0	0	0

### Single Position vs. Concurrent Aggregated Positions

Calendar Year	Graduates Employed in the Field in a single position	Graduates Employed in the Field concurrent aggregated positions	Total Graduates Employed in the field
2020	1	0	1
2021	0	0	0

**Self-Employed/Freelance Positions**

Calendar Year	Graduates Employed who are self-employed or working freelance	Total Graduates Employed in the field
2020	0	0
2021	0	0

**Institutional Employment**

Calendar Year	Graduates Employed in the field who are Employed by the Institution, an Employer Owned by the Institution, or an Employer who shares Ownership with the institution.	Total Graduates Employed in the field
2020	0	0
2021	0	0

**Student's Initials: \_\_\_\_\_ Date: \_\_\_\_\_**

**Initial only after you have had sufficient time to read and understand the information.**

**This Program may result in freelance or self-employment.**

- The work available to graduates of this program is usually for freelance or self-employment.
- This type of work may not be consistent.
- The period of employment can range from one day to weeks to several months.
- Hours worked in a day or week may be more or less than the traditional 8 hours work day or 40-hour work week.
- You can expect to spend unpaid time expanding your networks, advertising, promoting your services, or honing your skills.
- Once graduates begin to work freelance or are self-employed, they will be asked to provide documentation that they are employed as such so that they may be counted as placed for our job placement records.
- Students initialing this disclosure understand that either a majority or all of this school's graduates are employed in this manner and understand what comprises this work style.

**Student's Initials: \_\_\_\_\_ Date: \_\_\_\_\_**

**Initial only after you have had sufficient time to read and understand the information.**



**License Examination Passage Rates – This program does not lead to licensing examinations**

**Salary and Wage Information (includes data for the two calendar years prior to reporting)**

Annual salary and wages reported for graduates employed in the field.

Calendar Year	Graduates Available for Employment	Graduates Employed in the Field	\$5,001 - \$10,000	\$35,001 - \$40,000	\$40,001 - \$45,000	\$45,001 - \$50,000	No Salary Information Reported
2020	2	1	1	0	0	0	0
2021	0	0	0	0	0	0	0

A list of sources used to substantiate salary disclosures is available from the school. Please contact the Compliance Office.

**Student’s Initials: \_\_\_\_\_ Date: \_\_\_\_\_**

**Initial only after you have had sufficient time to read and understand the information.**

**COST OF EDUCATIONAL PROGRAM**

Total charges for the program for students completing on-time in 2020: \$5,194; 2021: \$5,194. Additional charges may be incurred if the program is not completed on-time.

**Student’s Initials: \_\_\_\_\_ Date: \_\_\_\_\_**

**Initial only after you have had sufficient time to read and understand the information.**



**FEDERAL STUDENT LOAN DEBT**

<b>Calendar Year</b>	<b>Most recent three year cohort default rate, as reported by the United States Department of Education.*</b>	<b>The percentage of enrolled students receiving federal student loans to pay for this program.</b>	<b>The average amount of federal student loan debt of graduates who took out federal student loans at this institution.</b>	<b>The percentage of graduates who took out federal student loans to pay for this Education Program.</b>
<b>2020</b>	3.8%	0	0	0
<b>2021</b>	0.5%	0	0	0

\*The percentage of students who defaulted on their federal student loans is called the Cohort Default Rate (CDR). It shows the percentage of this school’s students who were more than 270 days (9 months) behind on their federal student loans within three years of when the first payment was due. This is the most recent CDR reported by the U.S. Department of Education.

**Student’s Initials:** \_\_\_\_\_ **Date:** \_\_\_\_\_

**Initial only after you have had sufficient time to read and understand the information.**

This fact sheet is filed with the Bureau for Private Postsecondary Education. Regardless of any information you may have relating to the completion rates, starting salaries, or license exam passage rates, this fact sheet contains the information as calculated pursuant to state law.

Any questions a student may have regarding this fact sheet that have not been satisfactorily answered by the institution may be directed to the Bureau for Private Postsecondary Education at 1747 N. Market Blvd, Suite 225, Sacramento, CA 95834, [www.bppe.ca.gov](http://www.bppe.ca.gov), toll-free telephone number (888) 370-7589 or by fax (916) 263-1897.

\_\_\_\_\_  
**Student Name – Print**

\_\_\_\_\_  
**Student Signature**

\_\_\_\_\_  
**School Official**

\_\_\_\_\_  
**Date**

\_\_\_\_\_  
**Date**

## DEFINITIONS

- “Number of Students Who Began the Program” means the number of students who began a program who were scheduled to complete the program within 100% of the published program length within the reporting calendar year and excludes all students who cancelled during the cancellation period.
- “Students Available for Graduation” is the number of students who began the program minus the number of students who have died, been incarcerated, or been called to active military duty.
- “Number of On-time Graduates” is the number of students who completed the program within 100% of the published program length within the reporting calendar year.
- “On-time Completion Rate” is the number of on-time graduates divided by the number of students available for graduation.
- “150% Graduates” is the number of students who completed the program within 150% of the program length (includes on-time graduates).
- “150% Completion Rate” is the number of students who completed the program in the reported calendar year within 150% of the published program length, including on-time graduates, divided by the number of students available for graduation.
- “Graduates Available for Employment” means the number of graduates minus the number of graduates unavailable for employment.
- “Graduates Unavailable for Employment” means the graduates who, after graduation, die, become incarcerated, are called to active military duty, are international students that leave the United States or do not have a visa allowing employment in the United States, or are continuing their education in an accredited or bureau-approved postsecondary institution.
- “Graduates Employed in the Field” means graduates who beginning within six months after a student completes the applicable educational program are gainfully employed, whose employment has been reported, and for whom the institution has documented verification of employment. For occupations for which the state requires passing an examination, the six months period begins after the announcement of the examination results for the first examination available after a student completes an applicable educational program.
- “Placement Rate Employed in the Field” is calculated by dividing the number of graduates gainfully employed in the field by the number of graduates available for employment.
- “Number of Graduates Taking Exam” is the number of graduates who took the first available exam in the reported calendar year.

# NEW YORK FILM ACADEMY

COLLEGE OF VISUAL AND PERFORMING ARTS

- “First Available Exam Date” is the date for the first available exam after a student completed a program.
- “Passage Rate” is calculated by dividing the number of graduates who passed the exam by the number of graduates who took the reported licensing exam.
- “Number Who Passed First Available Exam” is the number of graduates who took and passed the first available licensing exam after completing the program.
- “Salary” is as reported by graduate or graduate’s employer.
- “No Salary Information Reported” is the number of graduates for whom, after making reasonable attempts, the school was not able to obtain salary information.



## **STUDENT'S RIGHT TO CANCEL**

The student has a right to cancel this enrollment agreement and obtain a refund. A notice of cancellation or withdrawal must be made in writing. The written request must include the following information: specific timeframes, such as the date the course started and the date of cancellation or withdrawal. Notice of Withdrawal forms are available in the Office of the Registrar. Any student who intends to cancel or withdraw must submit a signed and dated copy of the Notice of Withdrawal Form, or any other form of written notice that includes the required information to:

New York Film Academy  
3300 W. Riverside Dr.  
Burbank, CA 91505

## **REFUND INFORMATION:**

The New York Film Academy will refund 100% of the amount paid for institutional charges, less an administrative processing fee of \$100.00 if notice of cancellation is made through attendance at the first class session, or the seventh class day after enrollment, whichever is later.

Notice of cancellation or withdrawal must be made no later than \_\_\_\_\_.

After the 100% refund period described above, a student may withdraw from a course after instruction has started and receive a pro rata refund (less a non-refundable administrative processing fee of \$100.00) for the unused portion of the tuition and other refundable charges, if the student has completed 60% or less of the term's instruction.

The amount of the refund is calculated based on the student's withdrawal date. Transfer credits will be awarded with a deduction in overall tuition based on a per credit unit cost. Refunds are disbursed within 30 days of the official withdrawal from the school. The withdrawal is dated on the day that the student gave written notice to the school.



**SCHOOL PERFORMANCE FACT SHEET**

**CALENDAR YEARS 2020 & 2021**

**Six - Week Acting for Film – 6 Weeks**

**On-time Completion Rates (Graduation Rates)**

Include data for the two calendar years prior to reporting

Calendar Year	Number of Students Who Began the Program	Students Available for Graduation	Number of On-time Graduates	On-time Completion Rates
2020	11	11	10	91%
2021	0	0	0	0%

Student’s Initials: \_\_\_\_\_ Date: \_\_\_\_\_

Initial only after you have had sufficient time to read and understand the information.

**Students Completing with 150% of Published Program Length**

Calendar Year	Number of Students Who Began the Program	Students Available for Graduation	150% Graduates	150% Completion Rates
2020	0	0	0	0
2021	0	0	0	0

\*Included only if program is more than one year in length

Student’s Initials: \_\_\_\_\_ Date: \_\_\_\_\_

Initial only after you have had sufficient time to read and understand the information.



# NEW YORK FILM ACADEMY

COLLEGE OF VISUAL AND PERFORMING ARTS

## Job Placement Rates (includes data for the two calendar years prior to reporting)

Calendar Year	Number of Students Who Began the Program	Number of Graduates	Graduates Available for Employment	Graduates Employed in the Field	Placement Rate % Employment in the Field
2020	11	10	8	0	0%
2021	0	0	0	0	0%

You may obtain from the institution a list of the employment positions determined to be in the field for which a student received education and training. Please contact the Compliance Office.

## Gainful Employment Categories (includes data for the two calendar years prior to reporting)

### Part Time vs. Full -Time Employment

Calendar Year	Graduates Employed in the Field 20 to 29 hours per week	Graduates Employed in the Field at least 30 hours per week	Total Graduates Employed in the field
2020	0	0	0
2021	0	0	0

### Single Position vs. Concurrent Aggregated Positions

Calendar Year	Graduates Employed in the Field in a single position	Graduates Employed in the Field concurrent aggregated positions	Total Graduates Employed in the field
2020	0	0	0
2021	0	0	0

**Self-Employed/Freelance Positions**

Calendar Year	Graduates Employed who are self-employed or working freelance	Total Graduates Employed in the field
2020	0	0
2021	0	0

**Institutional Employment**

Calendar Year	Graduates Employed in the field who are Employed by the Institution, an Employer Owned by the Institution, or an Employer who shares Ownership with the institution.	Total Graduates Employed in the field
2020	0	0
2021	0	0

**Student's Initials:** \_\_\_\_\_ **Date:** \_\_\_\_\_

**Initial only after you have had sufficient time to read and understand the information.**

**This Program may result in freelance or self-employment.**

- The work available to graduates of this program is usually for freelance or self-employment.
- This type of work may not be consistent.
- The period of employment can range from one day to weeks to several months.
- Hours worked in a day or week may be more or less than the traditional 8 hours work day or 40-hour work week.
- You can expect to spend unpaid time expanding your networks, advertising, promoting your services, or honing your skills.
- Once graduates being to work freelance or are self-employed, they will be asked to provide documentation that they are employed as such so that they may be counted as placed for our job placement records.
- Students initialing this disclosure understand that either a majority or all of this school's graduates are employed in this manner and understand what comprises this work style.

**Student's Initials:** \_\_\_\_\_ **Date:** \_\_\_\_\_

**Initial only after you have had sufficient time to read and understand the information.**



**License Examination Passage Rates – This program does not lead to licensing examinations**

**Salary and Wage Information (includes data for the two calendar years prior to reporting)**

Annual salary and wages reported for graduates employed in the field.

Calendar Year	Graduates Available for Employment	Graduates Employed in the Field	\$25,001 - \$30,000	\$35,001 - \$40,000	\$40,001 - \$45,000	\$45,001 - \$50,000	No Salary Information Reported
2020	8	0	0	0	0	0	0
2021	0	0	0	0	0	0	0

A list of sources used to substantiate salary disclosures is available from the school. Please contact the Compliance Office.

**Student’s Initials: \_\_\_\_\_ Date: \_\_\_\_\_**

**Initial only after you have had sufficient time to read and understand the information.**

**COST OF EDUCATIONAL PROGRAM**

Total charges for the program for students completing on-time in 2020: \$2,431; 2021: \$2,431. Additional charges may be incurred if the program is not completed on-time.

**Student’s Initials: \_\_\_\_\_ Date: \_\_\_\_\_**

**Initial only after you have had sufficient time to read and understand the information.**

# NEW YORK FILM ACADEMY

COLLEGE OF VISUAL AND PERFORMING ARTS

## FEDERAL STUDENT LOAN DEBT

Calendar Year	Most recent three year cohort default rate, as reported by the United State Department of Education*	The percentage of enrolled students receiving federal student loans to pay for this program.	The average amount of federal student loan debt of graduates who took out federal student loans at this institution.	The percentage of graduates who took out federal student loans to pay for this Education Program.
<b>2020</b>	3.8%	0%	\$0	0%
<b>2021</b>	0.5%	0%	\$0	0%

\*The percentage of students who defaulted on their federal student loans is called the Cohort Default Rate (CDR). It shows the percentage of this school's students who were more than 270 days (9 months) behind on their federal student loans within three years of when the first payment was due. This is the most recent CDR reported by the U.S. Department of Education.

**Student's Initials:** \_\_\_\_\_ **Date:** \_\_\_\_\_

**Initial only after you have had sufficient time to read and understand the information.**

This fact sheet is filed with the Bureau for Private Postsecondary Education. Regardless of any information you may have relating to the completion rates, starting salaries, or license exam passage rates, this fact sheet contains the information as calculated pursuant to state law.

Any questions a student may have regarding this fact sheet that have not been satisfactorily answered by the institution may be directed to the Bureau for Private Postsecondary Education at 1747 N. Market Blvd, Suite 225, Sacramento, CA 95834, [www.bppe.ca.gov](http://www.bppe.ca.gov), toll-free telephone number (888) 370-7589 or by fax (916) 263-1897.

\_\_\_\_\_  
**Student Name – Print**

\_\_\_\_\_  
**Student Signature**

\_\_\_\_\_  
**Date**

**NEW YORK  
FILM ACADEMY**

COLLEGE OF VISUAL AND PERFORMING ARTS

**School Official**

**Date**

## DEFINITIONS

- “Number of Students Who Began the Program” means the number of students who began a program who were scheduled to complete the program within 100% of the published program length within the reporting calendar year and excludes all students who cancelled during the cancellation period.
- “Students Available for Graduation” is the number of students who began the program minus the number of students who have died, been incarcerated, or been called to active military duty.
- “Number of On-time Graduates” is the number of students who completed the program within 100% of the published program length within the reporting calendar year.
- “On-time Completion Rate” is the number of on-time graduates divided by the number of students available for graduation.
- “150% Graduates” is the number of students who completed the program within 150% of the program length (includes on-time graduates).
- “150% Completion Rate” is the number of students who completed the program in the reported calendar year within 150% of the published program length, including on-time graduates, divided by the number of students available for graduation.
- “Graduates Available for Employment” means the number of graduates minus the number of graduates unavailable for employment.
- “Graduates Unavailable for Employment” means the graduates who, after graduation, die, become incarcerated, are called to active military duty, are international students that leave the United States or do not have a visa allowing employment in the United States, or are continuing their education in an accredited or bureau-approved postsecondary institution.
- “Graduates Employed in the Field” means graduates who beginning within six months after a student completes the applicable educational program are gainfully employed, whose employment has been reported, and for whom the institution has documented verification of employment. For occupations for which the state requires passing an examination, the six months period begins after the announcement of the examination results for the first examination available after a student completes an applicable educational program.
- “Placement Rate Employed in the Field” is calculated by dividing the number of graduates gainfully employed in the field by the number of graduates available for employment.
- “Number of Graduates Taking Exam” is the number of graduates who took the first available exam in the reported calendar year.

- “First Available Exam Date” is the date for the first available exam after a student completed a program.
- “Passage Rate” is calculated by dividing the number of graduates who passed the exam by the number of graduates who took the reported licensing exam.
- “Number Who Passed First Available Exam” is the number of graduates who took and passed the first available licensing exam after completing the program.
- “Salary” is as reported by graduate or graduate’s employer.
- “No Salary Information Reported” is the number of graduates for whom, after making reasonable attempts, the school was not able to obtain salary information.



## **STUDENT'S RIGHT TO CANCEL**

The student has a right to cancel this enrollment agreement and obtain a refund. A notice of cancellation or withdrawal must be made in writing. The written request must include the following information: specific timeframes, such as the date the course started and the date of cancellation or withdrawal. Notice of Withdrawal forms are available in the Office of the Registrar. Any student who intends to cancel or withdraw must submit a signed and dated copy of the Notice of Withdrawal Form, or any other form of written notice that includes the required information to:

New York Film Academy  
3300 W. Riverside Dr.  
Burbank, CA 91505

## **REFUND INFORMATION:**

The New York Film Academy will refund 100% of the amount paid for institutional charges, less an administrative processing fee of \$100.00 if notice of cancellation is made through attendance at the first class session, or the seventh class day after enrollment, whichever is later.

Notice of cancellation or withdrawal must be made no later than \_\_\_\_\_.

After the 100% refund period described above, a student may withdraw from a course after instruction has started and receive a pro rata refund (less a non-refundable administrative processing fee of \$100.00) for the unused portion of the tuition and other refundable charges, if the student has completed 60% or less of the term's instruction.

The amount of the refund is calculated based on the student's withdrawal date. Transfer credits will be awarded with a deduction in overall tuition based on a per credit unit cost. Refunds are disbursed within 30 days of the official withdrawal from the school. The withdrawal is dated on the day that the student gave written notice to the school.





**SCHOOL PERFORMANCE FACT SHEET**

**CALENDAR YEARS 2020 & 2021**

**Four - Week Producing – 4 Weeks**

**On-time Completion Rates (Graduation Rates)**

Include data for the two calendar years prior to reporting

Calendar Year	Number of Students Who Began the Program	Students Available for Graduation	Number of On-time Graduates	On-time Completion Rates
2020	0	0	0	0%
2021	0	0	0	0%

Student’s Initials: \_\_\_\_\_ Date: \_\_\_\_\_

Initial only after you have had sufficient time to read and understand the information.

**Students Completing with 150% of Published Program Length**

Calendar Year	Number of Students Who Began the Program	Students Available for Graduation	150% Graduates	150% Completion Rates
2020	0	0	0	0
2021	0	0	0	0

Student’s Initials: \_\_\_\_\_ Date: \_\_\_\_\_

Initial only after you have had sufficient time to read and understand the information.

# NEW YORK FILM ACADEMY

COLLEGE OF VISUAL AND PERFORMING ARTS

## Job Placement Rates (includes data for the two calendar years prior to reporting)

Calendar Year	Number of Students Who Began the Program	Number of Graduates	Graduates Available for Employment	Graduates Employed in the Field	Placement Rate % Employment in the Field
2020	0	0	0	0	0%
2021	0	0	0	0	0%

You may obtain from the institution a list of the employment positions determined to be in the field for which a student received education and training. Please contact the Compliance Office.

## Gainful Employment Categories (includes data for the two calendar years prior to reporting)

### Part Time vs. Full -Time Employment

Calendar Year	Graduates Employed in the Field 20 to 29 hours per week	Graduates Employed in the Field at least 30 hours per week	Total Graduates Employed in the field
2020	0	0	0
2021	0	0	0

### Single Position vs. Concurrent Aggregated Positions

Calendar Year	Graduates Employed in the Field in a single position	Graduates Employed in the Field concurrent aggregated positions	Total Graduates Employed in the field
2020	0	0	0
2021	0	0	0

**Self-Employed/Freelance Positions**

Calendar Year	Graduates Employed who are self-employed or working freelance	Total Graduates Employed in the field
2020	0	0
2021	0	0

**Institutional Employment**

Calendar Year	Graduates Employed in the field who are Employed by the Institution, an Employer Owned by the Institution, or an Employer who shares Ownership with the institution.	Total Graduates Employed in the field
2020	0	0
2021	0	0

**Student's Initials: \_\_\_\_\_ Date: \_\_\_\_\_**

**Initial only after you have had sufficient time to read and understand the information.**

**This Program may result in freelance or self-employment.**

- The work available to graduates of this program is usually for freelance or self-employment.
- This type of work may not be consistent.
- The period of employment can range from one day to weeks to several months.
- Hours worked in a day or week may be more or less than the traditional 8 hours work day or 40-hour work week.
- You can expect to spend unpaid time expanding your networks, advertising, promoting your services, or honing your skills.
- Once graduates begin to work freelance or are self-employed, they will be asked to provide documentation that they are employed as such so that they may be counted as placed for our job placement records.
- Students initialing this disclosure understand that either a majority or all of this school's graduates are employed in this manner and understand what comprises this work style.

**Student's Initials: \_\_\_\_\_ Date: \_\_\_\_\_**

**Initial only after you have had sufficient time to read and understand the information.**



**License Examination Passage Rates – This program does not lead to licensing examinations**

**Salary and Wage Information (includes data for the two calendar years prior to reporting)**

Annual salary and wages reported for graduates employed in the field.

Calendar Year	Graduates Available for Employment	Graduates Employed in the Field	\$15,001 - \$20,000	\$20,001 - \$25,000	\$40,001 - \$45,000	\$45,001 - \$50,000	No Salary Information Reported
2020	0	0	0	0	0	0	0
2021	0	0	0	0	0	0	0

A list of sources used to substantiate salary disclosures is available from the school. Please contact the Compliance Office.

Student’s Initials: \_\_\_\_\_ Date: \_\_\_\_\_

Initial only after you have had sufficient time to read and understand the information.

**COST OF EDUCATIONAL PROGRAM**

Total charges for the program for students completing on-time in 2020: \$4,200; 2021: \$4,200. Additional charges may be incurred if the program is not completed on-time.

Student’s Initials: \_\_\_\_\_ Date: \_\_\_\_\_

Initial only after you have had sufficient time to read and understand the information.

# NEW YORK FILM ACADEMY

COLLEGE OF VISUAL AND PERFORMING ARTS

## FEDERAL STUDENT LOAN DEBT

Calendar Year	Most recent three year cohort default rate, as reported by the United State Department of Education.*	The percentage of enrolled students receiving federal student loans to pay for this program.	The average amount of federal student loan debt of graduates who took out federal student loans at this institution.	The percentage of graduates who took out federal student loans to pay for this Education Program.
2020	3.8%	0%	\$0	0%
2021	0.5%	0%	\$0	0%

\*The percentage of students who defaulted on their federal student loans is called the Cohort Default Rate (CDR). It shows the percentage of this school's students who were more than 270 days (9 months) behind on their federal student loans within three years of when the first payment was due. This is the most recent CDR reported by the U.S. Department of Education.

**Student's Initials:** \_\_\_\_\_ **Date:** \_\_\_\_\_

**Initial only after you have had sufficient time to read and understand the information.**

This fact sheet is filed with the Bureau for Private Postsecondary Education. Regardless of any information you may have relating to the completion rates, starting salaries, or license exam passage rates, this fact sheet contains the information as calculated pursuant to state law.

Any questions a student may have regarding this fact sheet that have not been satisfactorily answered by the institution may be directed to the Bureau for Private Postsecondary Education at 1747 N. Market Blvd, Suite 225, Sacramento, CA 95834, [www.bppe.ca.gov](http://www.bppe.ca.gov), toll-free telephone number (888) 370-7589 or by fax (916) 263-1897.

\_\_\_\_\_  
**Student Name – Print**

\_\_\_\_\_  
**Student Signature**

\_\_\_\_\_  
**Date**

**NEW YORK  
FILM ACADEMY**

COLLEGE OF VISUAL AND PERFORMING ARTS

**School Official**

**Date**

## DEFINITIONS

- “Number of Students Who Began the Program” means the number of students who began a program who were scheduled to complete the program within 100% of the published program length within the reporting calendar year and excludes all students who cancelled during the cancellation period.
- “Students Available for Graduation” is the number of students who began the program minus the number of students who have died, been incarcerated, or been called to active military duty.
- “Number of On-time Graduates” is the number of students who completed the program within 100% of the published program length within the reporting calendar year.
- “On-time Completion Rate” is the number of on-time graduates divided by the number of students available for graduation.
- “150% Graduates” is the number of students who completed the program within 150% of the program length (includes on-time graduates).
- “150% Completion Rate” is the number of students who completed the program in the reported calendar year within 150% of the published program length, including on-time graduates, divided by the number of students available for graduation.
- “Graduates Available for Employment” means the number of graduates minus the number of graduates unavailable for employment.
- “Graduates Unavailable for Employment” means the graduates who, after graduation, die, become incarcerated, are called to active military duty, are international students that leave the United States or do not have a visa allowing employment in the United States, or are continuing their education in an accredited or bureau-approved postsecondary institution.
- “Graduates Employed in the Field” means graduates who beginning within six months after a student completes the applicable educational program are gainfully employed, whose employment has been reported, and for whom the institution has documented verification of employment. For occupations for which the state requires passing an examination, the six months period begins after the announcement of the examination results for the first examination available after a student completes an applicable educational program.
- “Placement Rate Employed in the Field” is calculated by dividing the number of graduates gainfully employed in the field by the number of graduates available for employment.
- “Number of Graduates Taking Exam” is the number of graduates who took the first available exam in the reported calendar year.

# NEW YORK FILM ACADEMY

COLLEGE OF VISUAL AND PERFORMING ARTS

- “First Available Exam Date” is the date for the first available exam after a student completed a program.
- “Passage Rate” is calculated by dividing the number of graduates who passed the exam by the number of graduates who took the reported licensing exam.
- “Number Who Passed First Available Exam” is the number of graduates who took and passed the first available licensing exam after completing the program.
- “Salary” is as reported by graduate or graduate’s employer.
- “No Salary Information Reported” is the number of graduates for whom, after making reasonable attempts, the school was not able to obtain salary information.





## **STUDENT'S RIGHT TO CANCEL**

The student has a right to cancel this enrollment agreement and obtain a refund. A notice of cancellation or withdrawal must be made in writing. The written request must include the following information: specific timeframes, such as the date the course started and the date of cancellation or withdrawal. Notice of Withdrawal forms are available in the Office of the Registrar. Any student who intends to cancel or withdraw must submit a signed and dated copy of the Notice of Withdrawal Form, or any other form of written notice that includes the required information to:

New York Film Academy  
3300 W. Riverside Dr.  
Burbank, CA 91505

## **REFUND INFORMATION:**

The New York Film Academy will refund 100% of the amount paid for institutional charges, less an administrative processing fee of \$100.00 if notice of cancellation is made through attendance at the first class session, or the seventh class day after enrollment, whichever is later.

Notice of cancellation or withdrawal must be made no later than \_\_\_\_\_.

After the 100% refund period described above, a student may withdraw from a course after instruction has started and receive a pro rata refund (less a non-refundable administrative processing fee of \$100.00) for the unused portion of the tuition and other refundable charges, if the student has completed 60% or less of the term's instruction.

The amount of the refund is calculated based on the student's withdrawal date. Transfer credits will be awarded with a deduction in overall tuition based on a per credit unit cost. Refunds are disbursed within 30 days of the official withdrawal from the school. The withdrawal is dated on the day that the student gave written notice to the school.



**SCHOOL PERFORMANCE FACT SHEET**

**CALENDAR YEARS 2020 & 2021**

**Four - Week Photography – 4 Weeks**

**On-time Completion Rates (Graduation Rates)**

Include data for the two calendar years prior to reporting

Calendar Year	Number of Students Who Began the Program	Students Available for Graduation	Number of On-time Graduates	On-time Completion Rates
2020	1	1	0	0%
2021	0	0	0	0%

Student’s Initials: \_\_\_\_\_ Date: \_\_\_\_\_

Initial only after you have had sufficient time to read and understand the information.

**Students Completing with 150% of Published Program Length**

Calendar Year	Number of Students Who Began the Program	Students Available for Graduation	150% Graduates	150% Completion Rates
2020	0	0	0	0
2021	0	0	0	0

\*Included only if program is more than one year in length

Student’s Initials: \_\_\_\_\_ Date: \_\_\_\_\_

Initial only after you have had sufficient time to read and understand the information.

# NEW YORK FILM ACADEMY

COLLEGE OF VISUAL AND PERFORMING ARTS

## Job Placement Rates (includes data for the two calendar years prior to reporting)

Calendar Year	Number of Students Who Began the Program	Number of Graduates	Graduates Available for Employment	Graduates Employed in the Field	Placement Rate % Employment in the Field
2020	1	0	0	0	0%
2021	0	0	0	0	0%

You may obtain from the institution a list of the employment positions determined to be in the field for which a student received education and training. Please contact the Compliance Office.

## Gainful Employment Categories (includes data for the two calendar years prior to reporting)

### Part Time vs. Full -Time Employment

Calendar Year	Graduates Employed in the Field 20 to 29 hours per week	Graduates Employed in the Field at least 30 hours per week	Total Graduates Employed in the field
2020	0	0	0
2021	0	0	0

### Single Position vs. Concurrent Aggregated Positions

Calendar Year	Graduates Employed in the Field in a single position	Graduates Employed in the Field concurrent aggregated positions	Total Graduates Employed in the field
2020	0	0	0
2021	0	0	0



**Self-Employed/Freelance Positions**

Calendar Year	Graduates Employed who are self-employed or working freelance	Total Graduates Employed in the field
2020	0	0
2021	0	0

**Institutional Employment**

Calendar Year	Graduates Employed in the field who are Employed by the Institution, an Employer Owned by the Institution, or an Employer who shares Ownership with the institution.	Total Graduates Employed in the field
2020	0	0
2021	0	0

**Student's Initials: \_\_\_\_\_ Date: \_\_\_\_\_**

**Initial only after you have had sufficient time to read and understand the information.**

**This Program may result in freelance or self-employment.**

- The work available to graduates of this program is usually for freelance or self-employment.
- This type of work may not be consistent.
- The period of employment can range from one day to weeks to several months.
- Hours worked in a day or week may be more or less than the traditional 8 hours work day or 40-hour work week.
- You can expect to spend unpaid time expanding your networks, advertising, promoting your services, or honing your skills.
- Once graduates being to work freelance or are self-employed, they will be asked to provide documentation that they are employed as such so that they may be counted as placed for our job placement records.
- Students initialing this disclosure understand that either a majority or all of this school's graduates are employed in this manner and understand what comprises this work style.

**Student's Initials: \_\_\_\_\_ Date: \_\_\_\_\_**

**Initial only after you have had sufficient time to read and understand the information.**



**License Examination Passage Rates – This program does not lead to licensing examinations**

**Salary and Wage Information (includes data for the two calendar years prior to reporting)**

Annual salary and wages reported for graduates employed in the field.

Calendar Year	Graduates Available for Employment	Graduates Employed in the Field	\$20,001 - \$25,000	\$25,001 - \$30,000	\$40,001 - \$45,000	\$45,001 - \$50,000	No Salary Information Reported
2020	0	0	0	0	0	0	0
2021	0	0	0	0	0	0	0

A list of sources used to substantiate salary disclosures is available from the school. Please contact the Compliance Office.

Student’s Initials: \_\_\_\_\_ Date: \_\_\_\_\_

Initial only after you have had sufficient time to read and understand the information.

**COST OF EDUCATIONAL PROGRAM**

Total charges for the program for students completing on-time in 2020: \$4,254; 2021: \$4,254. Additional charges may be incurred if the program is not completed on-time.

Student’s Initials: \_\_\_\_\_ Date: \_\_\_\_\_

Initial only after you have had sufficient time to read and understand the information.

# NEW YORK FILM ACADEMY

COLLEGE OF VISUAL AND PERFORMING ARTS

## FEDERAL STUDENT LOAN DEBT

Calendar Year	Most recent three year cohort default rate, as reported by the United States Department of Education.*	The percentage of enrolled students receiving federal student loans to pay for this program.	The average amount of federal student loan debt of graduates who took out federal student loans at this institution.	The percentage of graduates who took out federal student loans to pay for this Education Program.
2020	3.8%	0%	\$0	0%
2021	0.5%	0%	\$0	0%

\*The percentage of students who defaulted on their federal student loans is called the Cohort Default Rate (CDR). It shows the percentage of this school's students who were more than 270 days (9 months) behind on their federal student loans within three years of when the first payment was due. This is the most recent CDR reported by the U.S. Department of Education.

**Student's Initials:** \_\_\_\_\_ **Date:** \_\_\_\_\_

**Initial only after you have had sufficient time to read and understand the information.**

This fact sheet is filed with the Bureau for Private Postsecondary Education. Regardless of any information you may have relating to the completion rates, starting salaries, or license exam passage rates, this fact sheet contains the information as calculated pursuant to state law.

Any questions a student may have regarding this fact sheet that have not been satisfactorily answered by the institution may be directed to the Bureau for Private Postsecondary Education at 1747 N. Market Blvd, Suite 225, Sacramento, CA 95834, [www.bppe.ca.gov](http://www.bppe.ca.gov), toll-free telephone number (888) 370-7589 or by fax (916) 263-1897.

\_\_\_\_\_  
**Student Name – Print**

\_\_\_\_\_  
**Student Signature**

\_\_\_\_\_  
**Date**

**NEW YORK  
FILM ACADEMY**

COLLEGE OF VISUAL AND PERFORMING ARTS

**School Official**

**Date**

## DEFINITIONS

- “Number of Students Who Began the Program” means the number of students who began a program who were scheduled to complete the program within 100% of the published program length within the reporting calendar year and excludes all students who cancelled during the cancellation period.
- “Students Available for Graduation” is the number of students who began the program minus the number of students who have died, been incarcerated, or been called to active military duty.
- “Number of On-time Graduates” is the number of students who completed the program within 100% of the published program length within the reporting calendar year.
- “On-time Completion Rate” is the number of on-time graduates divided by the number of students available for graduation.
- “150% Graduates” is the number of students who completed the program within 150% of the program length (includes on-time graduates).
- “150% Completion Rate” is the number of students who completed the program in the reported calendar year within 150% of the published program length, including on-time graduates, divided by the number of students available for graduation.
- “Graduates Available for Employment” means the number of graduates minus the number of graduates unavailable for employment.
- “Graduates Unavailable for Employment” means the graduates who, after graduation, die, become incarcerated, are called to active military duty, are international students that leave the United States or do not have a visa allowing employment in the United States, or are continuing their education in an accredited or bureau-approved postsecondary institution.
- “Graduates Employed in the Field” means graduates who beginning within six months after a student completes the applicable educational program are gainfully employed, whose employment has been reported, and for whom the institution has documented verification of employment. For occupations for which the state requires passing an examination, the six months period begins after the announcement of the examination results for the first examination available after a student completes an applicable educational program.
- “Placement Rate Employed in the Field” is calculated by dividing the number of graduates gainfully employed in the field by the number of graduates available for employment.
- “Number of Graduates Taking Exam” is the number of graduates who took the first available exam in the reported calendar year.



# NEW YORK FILM ACADEMY

COLLEGE OF VISUAL AND PERFORMING ARTS

- “First Available Exam Date” is the date for the first available exam after a student completed a program.
- “Passage Rate” is calculated by dividing the number of graduates who passed the exam by the number of graduates who took the reported licensing exam.
- “Number Who Passed First Available Exam” is the number of graduates who took and passed the first available licensing exam after completing the program.
- “Salary” is as reported by graduate or graduate’s employer.
- “No Salary Information Reported” is the number of graduates for whom, after making reasonable attempts, the school was not able to obtain salary information.



## **STUDENT'S RIGHT TO CANCEL**

The student has a right to cancel this enrollment agreement and obtain a refund. A notice of cancellation or withdrawal must be made in writing. The written request must include the following information: specific timeframes, such as the date the course started and the date of cancellation or withdrawal. Notice of Withdrawal forms are available in the Office of the Registrar. Any student who intends to cancel or withdraw must submit a signed and dated copy of the Notice of Withdrawal Form, or any other form of written notice that includes the required information to:

New York Film Academy  
3300 W. Riverside Dr.  
Burbank, CA 91505

## **REFUND INFORMATION:**

The New York Film Academy will refund 100% of the amount paid for institutional charges, less an administrative processing fee of \$100.00 if notice of cancellation is made through attendance at the first class session, or the seventh class day after enrollment, whichever is later.

Notice of cancellation or withdrawal must be made no later than \_\_\_\_\_.

After the 100% refund period described above, a student may withdraw from a course after instruction has started and receive a pro rata refund (less a non-refundable administrative processing fee of \$100.00) for the unused portion of the tuition and other refundable charges, if the student has completed 60% or less of the term's instruction.

The amount of the refund is calculated based on the student's withdrawal date. Transfer credits will be awarded with a deduction in overall tuition based on a per credit unit cost. Refunds are disbursed within 30 days of the official withdrawal from the school. The withdrawal is dated on the day that the student gave written notice to the school.



**SCHOOL PERFORMANCE FACT SHEET**

**CALENDAR YEARS 2020 & 2021**

**Four - Week Rolling Stone Music Video – 4 Weeks**

**On-time Completion Rates (Graduation Rates)**

Include data for the two calendar years prior to reporting

Calendar Year	Number of Students Who Began the Program	Students Available for Graduation	Number of On-time Graduates	On-time Completion Rates
2020	0	0	0	0%
2021	0	0	0	0%

Student’s Initials: \_\_\_\_\_ Date: \_\_\_\_\_

Initial only after you have had sufficient time to read and understand the information.

**Students Completing with 150% of Published Program Length**

Calendar Year	Number of Students Who Began the Program	Students Available for Graduation	150% Graduates	150% Completion Rates
2020	0	0	0	0
2021	0	0	0	0

\*Included only if program is more than one year in length

Student’s Initials: \_\_\_\_\_ Date: \_\_\_\_\_

Initial only after you have had sufficient time to read and understand the information.

# NEW YORK FILM ACADEMY

COLLEGE OF VISUAL AND PERFORMING ARTS

## Job Placement Rates (includes data for the two calendar years prior to reporting)

Calendar Year	Number of Students Who Began the Program	Number of Graduates	Graduates Available for Employment	Graduates Employed in the Field	Placement Rate % Employment in the Field
2020	0	0	0	0	0%
2021	0	0	0	0	0%

You may obtain from the institution a list of the employment positions determined to be in the field for which a student received education and training. Please contact the Compliance Office.

## Gainful Employment Categories (includes data for the two calendar years prior to reporting)

### Part Time vs. Full -Time Employment

Calendar Year	Graduates Employed in the Field 20 to 29 hours per week	Graduates Employed in the Field at least 30 hours per week	Total Graduates Employed in the field
2020	0	0	0
2021	0	0	0

### Single Position vs. Concurrent Aggregated Positions

Calendar Year	Graduates Employed in the Field in a single position	Graduates Employed in the Field concurrent aggregated positions	Total Graduates Employed in the field
2020	0	0	0
2021	0	0	0

**Self-Employed/Freelance Positions**

Calendar Year	Graduates Employed who are self-employed or working freelance	Total Graduates Employed in the field
2020	0	0
2021	0	0

**Institutional Employment**

Calendar Year	Graduates Employed in the field who are Employed by the Institution, an Employer Owned by the Institution, or an Employer who shares Ownership with the institution.	Total Graduates Employed in the field
2020	0	0
2021	0	0

**Student's Initials: \_\_\_\_\_ Date: \_\_\_\_\_**

**Initial only after you have had sufficient time to read and understand the information.**

**This Program may result in freelance or self-employment.**

- The work available to graduates of this program is usually for freelance or self-employment.
- This type of work may not be consistent.
- The period of employment can range from one day to weeks to several months.
- Hours worked in a day or week may be more or less than the traditional 8 hours work day or 40-hour work week.
- You can expect to spend unpaid time expanding your networks, advertising, promoting your services, or honing your skills.
- Once graduates begin to work freelance or are self-employed, they will be asked to provide documentation that they are employed as such so that they may be counted as placed for our job placement records.
- Students initialing this disclosure understand that either a majority or all of this school's graduates are employed in this manner and understand what comprises this work style.

**Student's Initials: \_\_\_\_\_ Date: \_\_\_\_\_**

**Initial only after you have had sufficient time to read and understand the information.**



**License Examination Passage Rates – This program does not lead to licensing examinations**

**Salary and Wage Information (includes data for the two calendar years prior to reporting)**

Annual salary and wages reported for graduates employed in the field.

Calendar Year	Graduates Available for Employment	Graduates Employed in the Field	\$20,001 - \$25,000	\$35,001 - \$40,000	\$40,001 - \$45,000	\$45,001 - \$50,000	No Salary Information Reported
2020	0	0	0	0	0	0	0
2021	0	0	0	0	0	0	0

A list of sources used to substantiate salary disclosures is available from the school. Please contact the Compliance Office.

**Student’s Initials: \_\_\_\_\_ Date: \_\_\_\_\_**

**Initial only after you have had sufficient time to read and understand the information.**

**COST OF EDUCATIONAL PROGRAM**

Total charges for the program for students completing on-time in 2020 \$4,199; 2021: \$4,199. Additional charges may be incurred if the program is not completed on-time.

**Student’s Initials: \_\_\_\_\_ Date: \_\_\_\_\_**

**Initial only after you have had sufficient time to read and understand the information.**

# NEW YORK FILM ACADEMY

COLLEGE OF VISUAL AND PERFORMING ARTS

## FEDERAL STUDENT LOAN DEBT

Calendar Year	Most recent three year cohort default rate, as reported by the United States Department of Education.*	The percentage of enrolled students receiving federal student loans to pay for this program.	The average amount of federal student loan debt of graduates who took out federal student loans at this institution.	The percentage of graduates who took out federal student loans to pay for this Education Program.
<b>2020</b>	3.8%	0%	\$0	0%
<b>2021</b>	0.5%	0%	\$0	0%

\*The percentage of students who defaulted on their federal student loans is called the Cohort Default Rate (CDR). It shows the percentage of this school's students who were more than 270 days (9 months) behind on their federal student loans within three years of when the first payment was due. This is the most recent CDR reported by the U.S. Department of Education.

**Student's Initials:** \_\_\_\_\_ **Date:** \_\_\_\_\_

**Initial only after you have had sufficient time to read and understand the information.**

This fact sheet is filed with the Bureau for Private Postsecondary Education. Regardless of any information you may have relating to the completion rates, starting salaries, or license exam passage rates, this fact sheet contains the information as calculated pursuant to state law.

Any questions a student may have regarding this fact sheet that have not been satisfactorily answered by the institution may be directed to the Bureau for Private Postsecondary Education at 1747 N. Market Blvd, Suite 225, Sacramento, CA 95834, [www.bppe.ca.gov](http://www.bppe.ca.gov), toll-free telephone number (888) 370-7589 or by fax (916) 263-1897.

\_\_\_\_\_  
**Student Name – Print**

\_\_\_\_\_  
**Student Signature**

\_\_\_\_\_  
**Date**

**NEW YORK  
FILM ACADEMY**

COLLEGE OF VISUAL AND PERFORMING ARTS

**School Official**

**Date**



## DEFINITIONS

- “Number of Students Who Began the Program” means the number of students who began a program who were scheduled to complete the program within 100% of the published program length within the reporting calendar year and excludes all students who cancelled during the cancellation period.
- “Students Available for Graduation” is the number of students who began the program minus the number of students who have died, been incarcerated, or been called to active military duty.
- “Number of On-time Graduates” is the number of students who completed the program within 100% of the published program length within the reporting calendar year.
- “On-time Completion Rate” is the number of on-time graduates divided by the number of students available for graduation.
- “150% Graduates” is the number of students who completed the program within 150% of the program length (includes on-time graduates).
- “150% Completion Rate” is the number of students who completed the program in the reported calendar year within 150% of the published program length, including on-time graduates, divided by the number of students available for graduation.
- “Graduates Available for Employment” means the number of graduates minus the number of graduates unavailable for employment.
- “Graduates Unavailable for Employment” means the graduates who, after graduation, die, become incarcerated, are called to active military duty, are international students that leave the United States or do not have a visa allowing employment in the United States, or are continuing their education in an accredited or bureau-approved postsecondary institution.
- “Graduates Employed in the Field” means graduates who beginning within six months after a student completes the applicable educational program are gainfully employed, whose employment has been reported, and for whom the institution has documented verification of employment. For occupations for which the state requires passing an examination, the six months period begins after the announcement of the examination results for the first examination available after a student completes an applicable educational program.
- “Placement Rate Employed in the Field” is calculated by dividing the number of graduates gainfully employed in the field by the number of graduates available for employment.
- “Number of Graduates Taking Exam” is the number of graduates who took the first available exam in the reported calendar year.

- “First Available Exam Date” is the date for the first available exam after a student completed a program.
- “Passage Rate” is calculated by dividing the number of graduates who passed the exam by the number of graduates who took the reported licensing exam.
- “Number Who Passed First Available Exam” is the number of graduates who took and passed the first available licensing exam after completing the program.
- “Salary” is as reported by graduate or graduate’s employer.
- “No Salary Information Reported” is the number of graduates for whom, after making reasonable attempts, the school was not able to obtain salary information.



## **STUDENT'S RIGHT TO CANCEL**

The student has a right to cancel this enrollment agreement and obtain a refund. A notice of cancellation or withdrawal must be made in writing. The written request must include the following information: specific timeframes, such as the date the course started and the date of cancellation or withdrawal. Notice of Withdrawal forms are available in the Office of the Registrar. Any student who intends to cancel or withdraw must submit a signed and dated copy of the Notice of Withdrawal Form, or any other form of written notice that includes the required information to:

New York Film Academy  
3300 W. Riverside Dr.  
Burbank, CA 91505

## **REFUND INFORMATION:**

The New York Film Academy will refund 100% of the amount paid for institutional charges, less an administrative processing fee of \$100.00 if notice of cancellation is made through attendance at the first class session, or the seventh class day after enrollment, whichever is later.

Notice of cancellation or withdrawal must be made no later than \_\_\_\_\_.

After the 100% refund period described above, a student may withdraw from a course after instruction has started and receive a pro rata refund (less a non-refundable administrative processing fee of \$100.00) for the unused portion of the tuition and other refundable charges, if the student has completed 60% or less of the term's instruction.

The amount of the refund is calculated based on the student's withdrawal date. Transfer credits will be awarded with a deduction in overall tuition based on a per credit unit cost. Refunds are disbursed within 30 days of the official withdrawal from the school. The withdrawal is dated on the day that the student gave written notice to the school.

**SCHOOL PERFORMANCE FACT SHEET**

**CALENDAR YEARS 2020 & 2021**

**Four - Week Filmmaking – 4 Weeks**

**On-time Completion Rates (Graduation Rates)**

Include data for the two calendar years prior to reporting

Calendar Year	Number of Students Who Began the Program	Students Available for Graduation	Number of On-time Graduates	On-time Completion Rates
<b>2020</b>	25	25	15	60%
<b>2021</b>	10	10	10	100%

Student's Initials: \_\_\_\_\_ Date: \_\_\_\_\_

Initial only after you have had sufficient time to read and understand the information.

**Students Completing with 150% of Published Program Length**

Calendar Year	Number of Students Who Began the Program	Students Available for Graduation	150% Graduates	150% Completion Rates
<b>2020</b>	0	0	0	0
<b>2021</b>	0	0	0	0

\*Included only if program is more than one year in length

Student's Initials: \_\_\_\_\_ Date: \_\_\_\_\_

Initial only after you have had sufficient time to read and understand the information.

**Job Placement Rates (includes data for the two calendar years prior to reporting)**

Calendar Year	Number of Students Who Began the Program	Number of Graduates	Graduates Available for Employment	Graduates Employed in the Field	Placement Rate % Employment in the Field
2020	24	15	13	0	0%
2021	10	10	4	1	25%

You may obtain from the institution a list of the employment positions determined to be in the field for which a student received education and training. Please contact the Compliance Office.

**Gainful Employment Categories (includes data for the two calendar years prior to reporting)**

**Part Time vs. Full -Time Employment**

Calendar Year	Graduates Employed in the Field 20 to 29 hours per week	Graduates Employed in the Field at least 30 hours per week	Total Graduates Employed in the field
2020	0	0	0
2021	0	1	1

**Single Position vs. Concurrent Aggregated Positions**

Calendar Year	Graduates Employed in the Field in a single position	Graduates Employed in the Field concurrent aggregated positions	Total Graduates Employed in the field
2020	0	0	0
2021	1	0	1

**Self-Employed/Freelance Positions**

Calendar Year	Graduates Employed who are self-employed or working freelance	Total Graduates Employed in the field
2020	0	0
2021	0	1

**Institutional Employment**

Calendar Year	Graduates Employed in the field who are Employed by the Institution, an Employer Owned by the Institution, or an Employer who shares Ownership with the institution.	Total Graduates Employed in the field
2020	0	0
2021	0	1

**Student's Initials: \_\_\_\_\_ Date: \_\_\_\_\_**

**Initial only after you have had sufficient time to read and understand the information.**

**This Program may result in freelance or self-employment.**

- The work available to graduates of this program is usually for freelance or self-employment.
- This type of work may not be consistent.
- The period of employment can range from one day to weeks to several months.
- Hours worked in a day or week may be more or less than the traditional 8 hours work day or 40-hour work week.
- You can expect to spend unpaid time expanding your networks, advertising, promoting your services, or honing your skills.
- Once graduates begin to work freelance or are self-employed, they will be asked to provide documentation that they are employed as such so that they may be counted as placed for our job placement records.
- Students initialing this disclosure understand that either a majority or all of this school's graduates are employed in this manner and understand what comprises this work style.

**Student's Initials: \_\_\_\_\_ Date: \_\_\_\_\_**

**Initial only after you have had sufficient time to read and understand the information.**



**License Examination Passage Rates – This program does not lead to licensing examinations**

**Salary and Wage Information (includes data for the two calendar years prior to reporting)**

Annual salary and wages reported for graduates employed in the field.

Calendar Year	Graduates Available for Employment	Graduates Employed in the Field	\$0 - \$5,000	\$10,001 - \$15,000	\$35,001 - \$40,000	\$70,001 - \$75,000	No Salary Information Reported
2020	13	0	0	0	0	0	0
2021	4	1	0	0	1	0	0

A list of sources used to substantiate salary disclosures is available from the school. Please contact the Compliance Office.

**Student’s Initials:** \_\_\_\_\_ **Date:** \_\_\_\_\_

**Initial only after you have had sufficient time to read and understand the information.**

**COST OF EDUCATIONAL PROGRAM**

Total charges for the program for students completing on-time in 2020: \$4,199; 2021: \$4,199. Additional charges may be incurred if the program is not completed on-time.

**Student’s Initials:** \_\_\_\_\_ **Date:** \_\_\_\_\_

**Initial only after you have had sufficient time to read and understand the information.**



**FEDERAL STUDENT LOAN DEBT**

<b>Calendar Year</b>	<b>Most recent three year cohort default rate, as reported by the United States Department of Education*</b>	<b>The percentage of enrolled students receiving federal student loans to pay for this program.</b>	<b>The average amount of federal student loan debt of graduates who took out federal student loans at this institution.</b>	<b>The percentage of graduates who took out federal student loans to pay for this Education Program.</b>
<b>2020</b>	3.8%	0%	\$0	0%
<b>2021</b>	0.5%	0%	\$0	0%

\*The percentage of students who defaulted on their federal student loans is called the Cohort Default Rate (CDR). It shows the percentage of this school’s students who were more than 270 days (9 months) behind on their federal student loans within three years of when the first payment was due. This is the most recent CDR reported by the U.S. Department of Education.

**Student’s Initials:** \_\_\_\_\_ **Date:** \_\_\_\_\_

**Initial only after you have had sufficient time to read and understand the information.**

This fact sheet is filed with the Bureau for Private Postsecondary Education. Regardless of any information you may have relating to the completion rates, starting salaries, or license exam passage rates, this fact sheet contains the information as calculated pursuant to state law.

Any questions a student may have regarding this fact sheet that have not been satisfactorily answered by the institution may be directed to the Bureau for Private Postsecondary Education at 1747 N. Market Blvd, Suite 225, Sacramento, CA 95834, [www.bppe.ca.gov](http://www.bppe.ca.gov), toll-free telephone number (888) 370-7589 or by fax (916) 263-1897.

\_\_\_\_\_  
**Student Name – Print**

\_\_\_\_\_  
**Student Signature**

\_\_\_\_\_  
**School Official**

\_\_\_\_\_  
**Date**

\_\_\_\_\_  
**Date**



## DEFINITIONS

- “Number of Students Who Began the Program” means the number of students who began a program who were scheduled to complete the program within 100% of the published program length within the reporting calendar year and excludes all students who cancelled during the cancellation period.
- “Students Available for Graduation” is the number of students who began the program minus the number of students who have died, been incarcerated, or been called to active military duty.
- “Number of On-time Graduates” is the number of students who completed the program within 100% of the published program length within the reporting calendar year.
- “On-time Completion Rate” is the number of on-time graduates divided by the number of students available for graduation.
- “150% Graduates” is the number of students who completed the program within 150% of the program length (includes on-time graduates).
- “150% Completion Rate” is the number of students who completed the program in the reported calendar year within 150% of the published program length, including on-time graduates, divided by the number of students available for graduation.
- “Graduates Available for Employment” means the number of graduates minus the number of graduates unavailable for employment.
- “Graduates Unavailable for Employment” means the graduates who, after graduation, die, become incarcerated, are called to active military duty, are international students that leave the United States or do not have a visa allowing employment in the United States, or are continuing their education in an accredited or bureau-approved postsecondary institution.
- “Graduates Employed in the Field” means graduates who beginning within six months after a student completes the applicable educational program are gainfully employed, whose employment has been reported, and for whom the institution has documented verification of employment. For occupations for which the state requires passing an examination, the six months period begins after the announcement of the examination results for the first examination available after a student completes an applicable educational program.
- “Placement Rate Employed in the Field” is calculated by dividing the number of graduates gainfully employed in the field by the number of graduates available for employment.
- “Number of Graduates Taking Exam” is the number of graduates who took the first available exam in the reported calendar year.

# NEW YORK FILM ACADEMY

COLLEGE OF VISUAL AND PERFORMING ARTS

- “First Available Exam Date” is the date for the first available exam after a student completed a program.
- “Passage Rate” is calculated by dividing the number of graduates who passed the exam by the number of graduates who took the reported licensing exam.
- “Number Who Passed First Available Exam” is the number of graduates who took and passed the first available licensing exam after completing the program.
- “Salary” is as reported by graduate or graduate’s employer.
- “No Salary Information Reported” is the number of graduates for whom, after making reasonable attempts, the school was not able to obtain salary information.



## **STUDENT'S RIGHT TO CANCEL**

The student has a right to cancel this enrollment agreement and obtain a refund. A notice of cancellation or withdrawal must be made in writing. The written request must include the following information: specific timeframes, such as the date the course started and the date of cancellation or withdrawal. Notice of Withdrawal forms are available in the Office of the Registrar. Any student who intends to cancel or withdraw must submit a signed and dated copy of the Notice of Withdrawal Form, or any other form of written notice that includes the required information to:

New York Film Academy  
3300 W. Riverside Dr.  
Burbank, CA 91505

## **REFUND INFORMATION:**

The New York Film Academy will refund 100% of the amount paid for institutional charges, less an administrative processing fee of \$100.00 if notice of cancellation is made through attendance at the first class session, or the seventh class day after enrollment, whichever is later.

Notice of cancellation or withdrawal must be made no later than \_\_\_\_\_.

After the 100% refund period described above, a student may withdraw from a course after instruction has started and receive a pro rata refund (less a non-refundable administrative processing fee of \$100.00) for the unused portion of the tuition and other refundable charges, if the student has completed 60% or less of the term's instruction.

The amount of the refund is calculated based on the student's withdrawal date. Transfer credits will be awarded with a deduction in overall tuition based on a per credit unit cost. Refunds are disbursed within 30 days of the official withdrawal from the school. The withdrawal is dated on the day that the student gave written notice to the school.



**SCHOOL PERFORMANCE FACT SHEET**

**CALENDAR YEARS 2020 & 2021**

**Four - Week Fashion Photography – 4 Week**

**On-time Completion Rates (Graduation Rates)**

Include data for the two calendar years prior to reporting

Calendar Year	Number of Students Who Began the Program	Students Available for Graduation	Number of On-time Graduates	On-time Completion Rates
2020	0	0	0	0%
2021	0	0	0	0%

Student’s Initials: \_\_\_\_\_ Date: \_\_\_\_\_

Initial only after you have had sufficient time to read and understand the information.

**Students Completing with 150% of Published Program Length**

Calendar Year	Number of Students Who Began the Program	Students Available for Graduation	150% Graduates	150% Completion Rates
2020	0	0	0	0
2021	0	0	0	0

\*Included only if program is more than one year in length

Student’s Initials: \_\_\_\_\_ Date: \_\_\_\_\_

Initial only after you have had sufficient time to read and understand the information.

# NEW YORK FILM ACADEMY

COLLEGE OF VISUAL AND PERFORMING ARTS

## Job Placement Rates (includes data for the two calendar years prior to reporting)

Calendar Year	Number of Students Who Began the Program	Number of Graduates	Graduates Available for Employment	Graduates Employed in the Field	Placement Rate % Employment in the Field
2020	0	0	0	0	0%
2021	0	0	0	0	0%

You may obtain from the institution a list of the employment positions determined to be in the field for which a student received education and training. Please contact the Compliance Office.

## Gainful Employment Categories (includes data for the two calendar years prior to reporting)

### Part Time vs. Full -Time Employment

Calendar Year	Graduates Employed in the Field 20 to 29 hours per week	Graduates Employed in the Field at least 30 hours per week	Total Graduates Employed in the field
2020	0	0	0
2021	0	0	0

### Single Position vs. Concurrent Aggregated Positions

Calendar Year	Graduates Employed in the Field in a single position	Graduates Employed in the Field concurrent aggregated positions	Total Graduates Employed in the field
2020	0	0	0
2021	0	0	0

# NEW YORK FILM ACADEMY

COLLEGE OF VISUAL AND PERFORMING ARTS

## Self-Employed/Freelance Positions

Calendar Year	Graduates Employed who are self-employed or working freelance	Total Graduates Employed in the field
2020	0	0
2021	0	0

## Institutional Employment

Calendar Year	Graduates Employed in the field who are Employed by the Institution, an Employer Owned by the Institution, or an Employer who shares Ownership with the institution.	Total Graduates Employed in the field
2020	0	0
2021	0	0

Student's Initials: \_\_\_\_\_ Date: \_\_\_\_\_

Initial only after you have had sufficient time to read and understand the information.

### This Program may result in freelance or self-employment.

- The work available to graduates of this program is usually for freelance or self-employment.
- This type of work may not be consistent.
- The period of employment can range from one day to weeks to several months.
- Hours worked in a day or week may be more or less than the traditional 8 hours work day or 40-hour work week.
- You can expect to spend unpaid time expanding your networks, advertising, promoting your services, or honing your skills.
- Once graduates begin to work freelance or are self-employed, they will be asked to provide documentation that they are employed as such so that they may be counted as placed for our job placement records.
- Students initialing this disclosure understand that either a majority or all of this school's graduates are employed in this manner and understand what comprises this work style.

Student's Initials: \_\_\_\_\_ Date: \_\_\_\_\_

Initial only after you have had sufficient time to read and understand the information.



**License Examination Passage Rates – This program does not lead to licensing examinations**

**Salary and Wage Information (includes data for the two calendar years prior to reporting)**

Annual salary and wages reported for graduates employed in the field.

Calendar Year	Graduates Available for Employment	Graduates Employed in the Field	\$20,001 - \$25,000	\$25,001 - \$30,000	\$40,001 - \$45,000	\$45,001 - \$50,000	No Salary Information Reported
2020	0	0	0	0	0	0	0
2021	0	0	0	0	0	0	0

A list of sources used to substantiate salary disclosures is available from the school. Please contact the Compliance Office.

**Student’s Initials:** \_\_\_\_\_ **Date:** \_\_\_\_\_

**Initial only after you have had sufficient time to read and understand the information.**

**COST OF EDUCATIONAL PROGRAM**

Total charges for the program for students completing on-time in 2020: \$6,413; 2021: \$6,413. Additional charges may be incurred if the program is not completed on-time.

**Student’s Initials:** \_\_\_\_\_ **Date:** \_\_\_\_\_

**Initial only after you have had sufficient time to read and understand the information.**



**FEDERAL STUDENT LOAN DEBT**

<b>Calendar Year</b>	<b>Most recent three year cohort default rate, as reported by the United States Department of Education.*</b>	<b>The percentage of enrolled students receiving federal student loans to pay for this program.</b>	<b>The average amount of federal student loan debt of graduates who took out federal student loans at this institution.</b>	<b>The percentage of graduates who took out federal student loans to pay for this Education Program.</b>
<b>2020</b>	3.8%	0%	\$0	0%
<b>2021</b>	0.5%	0%	\$0	0%

\*The percentage of students who defaulted on their federal student loans is called the Cohort Default Rate (CDR). It shows the percentage of this school’s students who were more than 270 days (9 months) behind on their federal student loans within three years of when the first payment was due. This is the most recent CDR reported by the U.S. Department of Education.

**Student’s Initials:** \_\_\_\_\_ **Date:** \_\_\_\_\_

**Initial only after you have had sufficient time to read and understand the information.**

This fact sheet is filed with the Bureau for Private Postsecondary Education. Regardless of any information you may have relating to the completion rates, starting salaries, or license exam passage rates, this fact sheet contains the information as calculated pursuant to state law.

Any questions a student may have regarding this fact sheet that have not been satisfactorily answered by the institution may be directed to the Bureau for Private Postsecondary Education at 1747 N. Market Blvd, Suite 225, Sacramento, CA 95834, [www.bppe.ca.gov](http://www.bppe.ca.gov), toll-free telephone number (888) 370-7589 or by fax (916) 263-1897.

\_\_\_\_\_  
**Student Name – Print**

\_\_\_\_\_  
**Student Signature**

\_\_\_\_\_  
**School Official**

\_\_\_\_\_  
**Date**

\_\_\_\_\_  
**Date**



## DEFINITIONS

- “Number of Students Who Began the Program” means the number of students who began a program who were scheduled to complete the program within 100% of the published program length within the reporting calendar year and excludes all students who cancelled during the cancellation period.
- “Students Available for Graduation” is the number of students who began the program minus the number of students who have died, been incarcerated, or been called to active military duty.
- “Number of On-time Graduates” is the number of students who completed the program within 100% of the published program length within the reporting calendar year.
- “On-time Completion Rate” is the number of on-time graduates divided by the number of students available for graduation.
- “150% Graduates” is the number of students who completed the program within 150% of the program length (includes on-time graduates).
- “150% Completion Rate” is the number of students who completed the program in the reported calendar year within 150% of the published program length, including on-time graduates, divided by the number of students available for graduation.
- “Graduates Available for Employment” means the number of graduates minus the number of graduates unavailable for employment.
- “Graduates Unavailable for Employment” means the graduates who, after graduation, die, become incarcerated, are called to active military duty, are international students that leave the United States or do not have a visa allowing employment in the United States, or are continuing their education in an accredited or bureau-approved postsecondary institution.
- “Graduates Employed in the Field” means graduates who beginning within six months after a student completes the applicable educational program are gainfully employed, whose employment has been reported, and for whom the institution has documented verification of employment. For occupations for which the state requires passing an examination, the six months period begins after the announcement of the examination results for the first examination available after a student completes an applicable educational program.
- “Placement Rate Employed in the Field” is calculated by dividing the number of graduates gainfully employed in the field by the number of graduates available for employment.
- “Number of Graduates Taking Exam” is the number of graduates who took the first available exam in the reported calendar year.

# NEW YORK FILM ACADEMY

COLLEGE OF VISUAL AND PERFORMING ARTS

- “First Available Exam Date” is the date for the first available exam after a student completed a program.
- “Passage Rate” is calculated by dividing the number of graduates who passed the exam by the number of graduates who took the reported licensing exam.
- “Number Who Passed First Available Exam” is the number of graduates who took and passed the first available licensing exam after completing the program.
- “Salary” is as reported by graduate or graduate’s employer.
- “No Salary Information Reported” is the number of graduates for whom, after making reasonable attempts, the school was not able to obtain salary information.



## **STUDENT'S RIGHT TO CANCEL**

The student has a right to cancel this enrollment agreement and obtain a refund. A notice of cancellation or withdrawal must be made in writing. The written request must include the following information: specific timeframes, such as the date the course started and the date of cancellation or withdrawal. Notice of Withdrawal forms are available in the Office of the Registrar. Any student who intends to cancel or withdraw must submit a signed and dated copy of the Notice of Withdrawal Form, or any other form of written notice that includes the required information to:

New York Film Academy  
3300 W. Riverside Dr.  
Burbank, CA 91505

## **REFUND INFORMATION:**

The New York Film Academy will refund 100% of the amount paid for institutional charges, less an administrative processing fee of \$100.00 if notice of cancellation is made through attendance at the first class session, or the seventh class day after enrollment, whichever is later.

Notice of cancellation or withdrawal must be made no later than \_\_\_\_\_.

After the 100% refund period described above, a student may withdraw from a course after instruction has started and receive a pro rata refund (less a non-refundable administrative processing fee of \$100.00) for the unused portion of the tuition and other refundable charges, if the student has completed 60% or less of the term's instruction.

The amount of the refund is calculated based on the student's withdrawal date. Transfer credits will be awarded with a deduction in overall tuition based on a per credit unit cost. Refunds are disbursed within 30 days of the official withdrawal from the school. The withdrawal is dated on the day that the student gave written notice to the school.



**SCHOOL PERFORMANCE FACT SHEET**

**CALENDAR YEARS 2020 & 2021**

**Four - Week Digital Editing – 4 Weeks**

**On-time Completion Rates (Graduation Rates)**

Include data for the two calendar years prior to reporting

Calendar Year	Number of Students Who Began the Program	Students Available for Graduation	Number of On-time Graduates	On-time Completion Rates
2020	5	5	5	100%
2021	4	4	4	100%

Student’s Initials: \_\_\_\_\_ Date: \_\_\_\_\_

Initial only after you have had sufficient time to read and understand the information.

**Students Completing with 150% of Published Program Length**

Calendar Year	Number of Students Who Began the Program	Students Available for Graduation	150% Graduates	150% Completion Rates
2020	0	0	0	0
2021	0	0	0	0

\*Included only if program is more than one year in length

Student’s Initials: \_\_\_\_\_ Date: \_\_\_\_\_

Initial only after you have had sufficient time to read and understand the information.

**Job Placement Rates (includes data for the two calendar years prior to reporting)**

Calendar Year	Number of Students Who Began the Program	Number of Graduates	Graduates Available for Employment	Graduates Employed in the Field	Placement Rate % Employment in the Field
2020	5	5	5	0	0%
2021	4	4	2	0	0%

You may obtain from the institution a list of the employment positions determined to be in the field for which a student received education and training. Please contact the Compliance Office.

**Gainful Employment Categories (includes data for the two calendar years prior to reporting)**

**Part Time vs. Full -Time Employment**

Calendar Year	Graduates Employed in the Field 20 to 29 hours per week	Graduates Employed in the Field at least 30 hours per week	Total Graduates Employed in the field
2020	0	0	0
2021	0	0	0

**Single Position vs. Concurrent Aggregated Positions**

Calendar Year	Graduates Employed in the Field in a single position	Graduates Employed in the Field concurrent aggregated positions	Total Graduates Employed in the field
2020	0	0	0
2021	0	0	0

# NEW YORK FILM ACADEMY

COLLEGE OF VISUAL AND PERFORMING ARTS

## Self-Employed/Freelance Positions

Calendar Year	Graduates Employed who are self-employed or working freelance	Total Graduates Employed in the field
2020	0	0
2021	0	0

## Institutional Employment

Calendar Year	Graduates Employed in the field who are Employed by the Institution, an Employer Owned by the Institution, or an Employer who shares Ownership with the institution.	Total Graduates Employed in the field
2020	0	0
2021	0	0

**Student's Initials:** \_\_\_\_\_ **Date:** \_\_\_\_\_

**Initial only after you have had sufficient time to read and understand the information.**

**This Program may result in freelance or self-employment.**

- The work available to graduates of this program is usually for freelance or self-employment.
- This type of work may not be consistent.
- The period of employment can range from one day to weeks to several months.
- Hours worked in a day or week may be more or less than the traditional 8 hours work day or 40-hour work week.
- You can expect to spend unpaid time expanding your networks, advertising, promoting your services, or honing your skills.
- Once graduates begin to work freelance or are self-employed, they will be asked to provide documentation that they are employed as such so that they may be counted as placed for our job placement records.
- Students initialing this disclosure understand that either a majority or all of this school's graduates are employed in this manner and understand what comprises this work style.

**Student's Initials:** \_\_\_\_\_ **Date:** \_\_\_\_\_

**Initial only after you have had sufficient time to read and understand the information.**



**License Examination Passage Rates – This program does not lead to licensing examinations**

**Salary and Wage Information (includes data for the two calendar years prior to reporting)**

Annual salary and wages reported for graduates employed in the field.

Calendar Year	Graduates Available for Employment	Graduates Employed in the Field	\$0, - \$5,000	\$25,001 - \$30,000	\$35,001 - \$40,000	\$45,001 - \$50,000	No Salary Information Reported
2020	5	0	0	0	0	0	0
2021	2	0	0	0	0	0	0

A list of sources used to substantiate salary disclosures is available from the school. Please contact the Compliance Office.

**Student’s Initials: \_\_\_\_\_ Date: \_\_\_\_\_**

**Initial only after you have had sufficient time to read and understand the information.**

**COST OF EDUCATIONAL PROGRAM**

Total charges for the program for students completing on-time in 2020: \$4,034; 2021: \$4,034. Additional charges may be incurred if the program is not completed on-time.

**Student’s Initials: \_\_\_\_\_ Date: \_\_\_\_\_**

**Initial only after you have had sufficient time to read and understand the information.**



**FEDERAL STUDENT LOAN DEBT**

<b>Calendar Year</b>	<b>Most recent three year cohort default rate, as reported by the United States Department of Education.*</b>	<b>The percentage of enrolled students receiving federal student loans to pay for this program.</b>	<b>The average amount of federal student loan debt of graduates who took out federal student loans at this institution.</b>	<b>The percentage of graduates who took out federal student loans to pay for this Education Program.</b>
<b>2020</b>	3.8%	0%	\$0	0%
<b>2021</b>	0.5%	0%	\$0	0%

\*The percentage of students who defaulted on their federal student loans is called the Cohort Default Rate (CDR). It shows the percentage of this school’s students who were more than 270 days (9 months) behind on their federal student loans within three years of when the first payment was due. This is the most recent CDR reported by the U.S. Department of Education.

**Student’s Initials:** \_\_\_\_\_ **Date:** \_\_\_\_\_

**Initial only after you have had sufficient time to read and understand the information.**

This fact sheet is filed with the Bureau for Private Postsecondary Education. Regardless of any information you may have relating to the completion rates, starting salaries, or license exam passage rates, this fact sheet contains the information as calculated pursuant to state law.

Any questions a student may have regarding this fact sheet that have not been satisfactorily answered by the institution may be directed to the Bureau for Private Postsecondary Education at 1747 N. Market Blvd, Suite 225, Sacramento, CA 95834, [www.bppe.ca.gov](http://www.bppe.ca.gov), toll-free telephone number (888) 370-7589 or by fax (916) 263-1897.

\_\_\_\_\_  
**Student Name – Print**

\_\_\_\_\_  
**Student Signature**

\_\_\_\_\_  
**School Official**

\_\_\_\_\_  
**Date**

\_\_\_\_\_  
**Date**



## DEFINITIONS

- “Number of Students Who Began the Program” means the number of students who began a program who were scheduled to complete the program within 100% of the published program length within the reporting calendar year and excludes all students who cancelled during the cancellation period.
- “Students Available for Graduation” is the number of students who began the program minus the number of students who have died, been incarcerated, or been called to active military duty.
- “Number of On-time Graduates” is the number of students who completed the program within 100% of the published program length within the reporting calendar year.
- “On-time Completion Rate” is the number of on-time graduates divided by the number of students available for graduation.
- “150% Graduates” is the number of students who completed the program within 150% of the program length (includes on-time graduates).
- “150% Completion Rate” is the number of students who completed the program in the reported calendar year within 150% of the published program length, including on-time graduates, divided by the number of students available for graduation.
- “Graduates Available for Employment” means the number of graduates minus the number of graduates unavailable for employment.
- “Graduates Unavailable for Employment” means the graduates who, after graduation, die, become incarcerated, are called to active military duty, are international students that leave the United States or do not have a visa allowing employment in the United States, or are continuing their education in an accredited or bureau-approved postsecondary institution.
- “Graduates Employed in the Field” means graduates who beginning within six months after a student completes the applicable educational program are gainfully employed, whose employment has been reported, and for whom the institution has documented verification of employment. For occupations for which the state requires passing an examination, the six months period begins after the announcement of the examination results for the first examination available after a student completes an applicable educational program.
- “Placement Rate Employed in the Field” is calculated by dividing the number of graduates gainfully employed in the field by the number of graduates available for employment.
- “Number of Graduates Taking Exam” is the number of graduates who took the first available exam in the reported calendar year.

# NEW YORK FILM ACADEMY

COLLEGE OF VISUAL AND PERFORMING ARTS

- “First Available Exam Date” is the date for the first available exam after a student completed a program.
- “Passage Rate” is calculated by dividing the number of graduates who passed the exam by the number of graduates who took the reported licensing exam.
- “Number Who Passed First Available Exam” is the number of graduates who took and passed the first available licensing exam after completing the program.
- “Salary” is as reported by graduate or graduate’s employer.
- “No Salary Information Reported” is the number of graduates for whom, after making reasonable attempts, the school was not able to obtain salary information.



## **STUDENT'S RIGHT TO CANCEL**

The student has a right to cancel this enrollment agreement and obtain a refund. A notice of cancellation or withdrawal must be made in writing. The written request must include the following information: specific timeframes, such as the date the course started and the date of cancellation or withdrawal. Notice of Withdrawal forms are available in the Office of the Registrar. Any student who intends to cancel or withdraw must submit a signed and dated copy of the Notice of Withdrawal Form, or any other form of written notice that includes the required information to:

New York Film Academy  
3300 W. Riverside Dr.  
Burbank, CA 91505

## **REFUND INFORMATION:**

The New York Film Academy will refund 100% of the amount paid for institutional charges, less an administrative processing fee of \$100.00 if notice of cancellation is made through attendance at the first class session, or the seventh class day after enrollment, whichever is later.

Notice of cancellation or withdrawal must be made no later than \_\_\_\_\_.

After the 100% refund period described above, a student may withdraw from a course after instruction has started and receive a pro rata refund (less a non-refundable administrative processing fee of \$100.00) for the unused portion of the tuition and other refundable charges, if the student has completed 60% or less of the term's instruction.

The amount of the refund is calculated based on the student's withdrawal date. Transfer credits will be awarded with a deduction in overall tuition based on a per credit unit cost. Refunds are disbursed within 30 days of the official withdrawal from the school. The withdrawal is dated on the day that the student gave written notice to the school.



**SCHOOL PERFORMANCE FACT SHEET**  
**CALENDAR YEARS 2020 & 2021**  
**Four - Week 3-D Animation – 4 Weeks**

**On-time Completion Rates (Graduation Rates)**

**Include data for the two calendar years prior to reporting**

This program is new. Therefore, the number of students who graduate, the number of students who are placed, or the starting salary you can earn after finishing the educational program are unknown at this time. Information regarding general salary and placement statistics may be available from government sources or from the institution, but it is not equivalent to actual performance data. This information will be available once a cohort of students enrolled in the program.

**Student's Initials: \_\_\_\_\_ Date: \_\_\_\_\_**

**Initial only after you have had sufficient time to read and understand the information.**

**Job Placement Rates (includes data for the two calendar years prior to reporting)**

This program is new. Therefore, the number of students who graduate, the number of students who are placed, or the starting salary you can earn after finishing the educational program are unknown at this time. Information regarding general salary and placement statistics may be available from government sources or from the institution, but it is not equivalent to actual performance data. This information will be available once a cohort of students enrolled in the program.

**Gainful Employment Categories (includes data for the two calendar years prior to reporting)**

This program is new. Therefore, the number of students who graduate, the number of students who are placed, or the starting salary you can earn after finishing the educational program are unknown at this time. Information regarding general salary and placement statistics may be available from government sources or from the institution, but it is not equivalent to actual performance data. This information will be available once a cohort of students enrolled in the program.

**Student's Initials: \_\_\_\_\_ Date: \_\_\_\_\_**

**Initial only after you have had sufficient time to read and understand the information.**

**This Program may result in freelance or self-employment.**

- The work available to graduates of this program is usually for freelance or self-employment.
- This type of work may not be consistent.
- The period of employment can range from one day to weeks to several months.
- Hours worked in a day or week may be more or less than the traditional 8 hours work day or 40-hour work week.
- You can expect to spend unpaid time expanding your networks, advertising, promoting your services, or honing your skills.
- Once graduates begin to work freelance or are self-employed, they will be asked to provide documentation that they are employed as such so that they may be counted as placed for our job placement records.
- Students initialing this disclosure understand that either a majority or all of this school's graduates are employed in this manner and understand what comprises this work style.

**Student's Initials: \_\_\_\_\_ Date: \_\_\_\_\_**

**Initial only after you have had sufficient time to read and understand the information.**

**License Examination Passage Rates – This program does not lead to licensing examinations**

**Salary and Wage Information (includes data for the two calendar years prior to reporting)**

This program is new. Therefore, the number of students who graduate, the number of students who are placed, or the starting salary you can earn after finishing the educational program are unknown at this time. Information regarding general salary and placement statistics may be available from government sources or from the institution, but it is not equivalent to actual performance data. This information will be available once a cohort of students enrolled in the program.

**Student's Initials: \_\_\_\_\_ Date: \_\_\_\_\_**

**Initial only after you have had sufficient time to read and understand the information.**



**COST OF EDUCATIONAL PROGRAM**

Total charges for the program for students completing on-time in 2020: \$4,421; 2021: \$4,421. Additional charges may be incurred if the program is not completed on-time.

**Student's Initials:** \_\_\_\_\_ **Date:** \_\_\_\_\_

**Initial only after you have had sufficient time to read and understand the information.**

**FEDERAL STUDENT LOAN DEBT**

<b>Calendar Year</b>	<b>Most recent three year cohort default rate, as reported by the United States Department of Education.*</b>	<b>The percentage of enrolled students receiving federal student loans to pay for this program.</b>	<b>The average amount of federal student loan debt of graduates who took out federal student loans at this institution.</b>	<b>The percentage of graduates who took out federal student loans to pay for this Education Program.</b>
<b>2020</b>	3.8%	0%	\$0	0%
<b>2021</b>	0.5%	0%	\$0	0%

\*The percentage of students who defaulted on their federal student loans is called the Cohort Default Rate (CDR). It shows the percentage of this school's students who were more than 270 days (9 months) behind on their federal student loans within three years of when the first payment was due. This is the most recent CDR reported by the U.S. Department of Education.

**Student's Initials:** \_\_\_\_\_ **Date:** \_\_\_\_\_

**Initial only after you have had sufficient time to read and understand the information.**

This fact sheet is filed with the Bureau for Private Postsecondary Education. Regardless of any information you may have relating to the completion rates, starting salaries, or license exam passage rates, this fact sheet contains the information as calculated pursuant to state law.



Any questions a student may have regarding this fact sheet that have not been satisfactorily answered by the institution may be directed to the Bureau for Private Postsecondary Education at 1747 N. Market Blvd, Suite 225, Sacramento, CA 95834, [www.bppe.ca.gov](http://www.bppe.ca.gov), toll-free telephone number (888) 370-7589 or by fax (916) 263-1897.

---

**Student Name – Print**

---

**Student Signature**

---

**School Official**

---

**Date**

---

**Date**

## DEFINITIONS

- “Number of Students Who Began the Program” means the number of students who began a program who were scheduled to complete the program within 100% of the published program length within the reporting calendar year and excludes all students who cancelled during the cancellation period.
- “Students Available for Graduation” is the number of students who began the program minus the number of students who have died, been incarcerated, or been called to active military duty.
- “Number of On-time Graduates” is the number of students who completed the program within 100% of the published program length within the reporting calendar year.
- “On-time Completion Rate” is the number of on-time graduates divided by the number of students available for graduation.
- “150% Graduates” is the number of students who completed the program within 150% of the program length (includes on-time graduates).
- “150% Completion Rate” is the number of students who completed the program in the reported calendar year within 150% of the published program length, including on-time graduates, divided by the number of students available for graduation.
- “Graduates Available for Employment” means the number of graduates minus the number of graduates unavailable for employment.
- “Graduates Unavailable for Employment” means the graduates who, after graduation, die, become incarcerated, are called to active military duty, are international students that leave the United States or do not have a visa allowing employment in the United States, or are continuing their education in an accredited or bureau-approved postsecondary institution.
- “Graduates Employed in the Field” means graduates who beginning within six months after a student completes the applicable educational program are gainfully employed, whose employment has been reported, and for whom the institution has documented verification of employment. For occupations for which the state requires passing an examination, the six months period begins after the announcement of the examination results for the first examination available after a student completes an applicable educational program.
- “Placement Rate Employed in the Field” is calculated by dividing the number of graduates gainfully employed in the field by the number of graduates available for employment.
- “Number of Graduates Taking Exam” is the number of graduates who took the first available exam in the reported calendar year.



# NEW YORK FILM ACADEMY

COLLEGE OF VISUAL AND PERFORMING ARTS

- “First Available Exam Date” is the date for the first available exam after a student completed a program.
- “Passage Rate” is calculated by dividing the number of graduates who passed the exam by the number of graduates who took the reported licensing exam.
- “Number Who Passed First Available Exam” is the number of graduates who took and passed the first available licensing exam after completing the program.
- “Salary” is as reported by graduate or graduate’s employer.
- “No Salary Information Reported” is the number of graduates for whom, after making reasonable attempts, the school was not able to obtain salary information.



## **STUDENT'S RIGHT TO CANCEL**

The student has a right to cancel this enrollment agreement and obtain a refund. A notice of cancellation or withdrawal must be made in writing. The written request must include the following information: specific timeframes, such as the date the course started and the date of cancellation or withdrawal. Notice of Withdrawal forms are available in the Office of the Registrar. Any student who intends to cancel or withdraw must submit a signed and dated copy of the Notice of Withdrawal Form, or any other form of written notice that includes the required information to:

New York Film Academy  
3300 W. Riverside Dr.  
Burbank, CA 91505

## **REFUND INFORMATION:**

The New York Film Academy will refund 100% of the amount paid for institutional charges, less an administrative processing fee of \$100.00 if notice of cancellation is made through attendance at the first class session, or the seventh class day after enrollment, whichever is later.

Notice of cancellation or withdrawal must be made no later than \_\_\_\_\_.

After the 100% refund period described above, a student may withdraw from a course after instruction has started and receive a pro rata refund (less a non-refundable administrative processing fee of \$100.00) for the unused portion of the tuition and other refundable charges, if the student has completed 60% or less of the term's instruction.

The amount of the refund is calculated based on the student's withdrawal date. Transfer credits will be awarded with a deduction in overall tuition based on a per credit unit cost. Refunds are disbursed within 30 days of the official withdrawal from the school. The withdrawal is dated on the day that the student gave written notice to the school.



**SCHOOL PERFORMANCE FACT SHEET**

**CALENDAR YEARS 2020 & 2021**

**Four - Week Acting for Film - 4 Weeks**

**On-time Completion Rates (Graduation Rates)**

Include data for the two calendar years prior to reporting

Calendar Year	Number of Students Who Began the Program	Students Available for Graduation	Number of On-time Graduates	On-time Completion Rates
2020	8	8	4	50%
2021	10	10	5	50%

Student's Initials: \_\_\_\_\_ Date: \_\_\_\_\_

Initial only after you have had sufficient time to read and understand the information.

**Students Completing with 150% of Published Program Length**

Calendar Year	Number of Students Who Began the Program	Students Available for Graduation	150% Graduates	150% Completion Rates
2020	0	0	0	0
2021	0	0	0	0

\*Included only if program is more than one year in length

Student's Initials: \_\_\_\_\_ Date: \_\_\_\_\_

Initial only after you have had sufficient time to read and understand the information.

# NEW YORK FILM ACADEMY

COLLEGE OF VISUAL AND PERFORMING ARTS

## Job Placement Rates (includes data for the two calendar years prior to reporting)

Calendar Year	Number of Students Who Began the Program	Number of Graduates	Graduates Available for Employment	Graduates Employed in the Field	Placement Rate % Employment in the Field
2020	8	4	3	1	33%
2021	10	5	3	0	0%

You may obtain from the institution a list of the employment positions determined to be in the field for which a student received education and training. Please contact the Compliance Office.

## Gainful Employment Categories (includes data for the two calendar years prior to reporting)

### Part Time vs. Full -Time Employment

Calendar Year	Graduates Employed in the Field 20 to 29 hours per week	Graduates Employed in the Field at least 30 hours per week	Total Graduates Employed in the field
2020	0	0	1
2021	0	0	0

### Single Position vs. Concurrent Aggregated Positions

Calendar Year	Graduates Employed in the Field in a single position	Graduates Employed in the Field concurrent aggregated positions	Total Graduates Employed in the field
2020	0	0	1
2021	0	0	0

**Self-Employed/Freelance Positions**

Calendar Year	Graduates Employed who are self-employed or working freelance	Total Graduates Employed in the field
2020	1	1
2021	0	0

**Institutional Employment**

Calendar Year	Graduates Employed in the field who are Employed by the Institution, an Employer Owned by the Institution, or an Employer who shares Ownership with the institution.	Total Graduates Employed in the field
2020	0	1
2021	0	0

**Student's Initials:** \_\_\_\_\_ **Date:** \_\_\_\_\_

**Initial only after you have had sufficient time to read and understand the information.**

**This Program may result in freelance or self-employment.**

- The work available to graduates of this program is usually for freelance or self-employment.
- This type of work may not be consistent.
- The period of employment can range from one day to weeks to several months.
- Hours worked in a day or week may be more or less than the traditional 8 hours work day or 40-hour work week.
- You can expect to spend unpaid time expanding your networks, advertising, promoting your services, or honing your skills.
- Once graduates begin to work freelance or are self-employed, they will be asked to provide documentation that they are employed as such so that they may be counted as placed for our job placement records.
- Students initialing this disclosure understand that either a majority or all of this school's graduates are employed in this manner and understand what comprises this work style.

**Student's Initials:** \_\_\_\_\_ **Date:** \_\_\_\_\_

**Initial only after you have had sufficient time to read and understand the information.**



**License Examination Passage Rates – This program does not lead to licensing examinations**

**Salary and Wage Information (includes data for the two calendar years prior to reporting)**

Annual salary and wages reported for graduates employed in the field.

Calendar Year	Graduates Available for Employment	Graduates Employed in the Field	\$0 - \$5000	\$25,001 - \$30,000	\$40,001 - \$45,000	\$45,001 - \$50,000	No Salary Information Reported
2020	3	1	1	0	0	0	0
2021	3	0	0	0	0	0	0

A list of sources used to substantiate salary disclosures is available from the school. Please contact the Compliance Office.

**Student’s Initials:** \_\_\_\_\_ **Date:** \_\_\_\_\_

**Initial only after you have had sufficient time to read and understand the information.**

**COST OF EDUCATIONAL PROGRAM**

Total charges for the program for students completing on-time in 2020: \$4,200; 2021: \$4,200. Additional charges may be incurred if the program is not completed on-time.

**Student’s Initials:** \_\_\_\_\_ **Date:** \_\_\_\_\_

**Initial only after you have had sufficient time to read and understand the information.**



**FEDERAL STUDENT LOAN DEBT**

<b>Calendar Year</b>	<b>Most recent three year cohort default rate, as reported by the United States Department of Education.*</b>	<b>The percentage of enrolled students receiving federal student loans to pay for this program.</b>	<b>The average amount of federal student loan debt of graduates who took out federal student loans at this institution.</b>	<b>The percentage of graduates who took out federal student loans to pay for this Education Program.</b>
<b>2020</b>	3.8%	0%	\$0	0%
<b>2021</b>	0.5%	0%	\$0	0%

\*The percentage of students who defaulted on their federal student loans is called the Cohort Default Rate (CDR). It shows the percentage of this school’s students who were more than 270 days (9 months) behind on their federal student loans within three years of when the first payment was due. This is the most recent CDR reported by the U.S. Department of Education.

**Student’s Initials:** \_\_\_\_\_ **Date:** \_\_\_\_\_

**Initial only after you have had sufficient time to read and understand the information.**

This fact sheet is filed with the Bureau for Private Postsecondary Education. Regardless of any information you may have relating to the completion rates, starting salaries, or license exam passage rates, this fact sheet contains the information as calculated pursuant to state law.

Any questions a student may have regarding this fact sheet that have not been satisfactorily answered by the institution may be directed to the Bureau for Private Postsecondary Education at 1747 N. Market Blvd, Suite 225, Sacramento, CA 95834, [www.bppe.ca.gov](http://www.bppe.ca.gov), toll-free telephone number (888) 370-7589 or by fax (916) 263-1897.

\_\_\_\_\_  
**Student Name – Print**

\_\_\_\_\_  
**Student Signature**

\_\_\_\_\_  
**School Official**

\_\_\_\_\_  
**Date**

\_\_\_\_\_  
**Date**

## DEFINITIONS

- “Number of Students Who Began the Program” means the number of students who began a program who were scheduled to complete the program within 100% of the published program length within the reporting calendar year and excludes all students who cancelled during the cancellation period.
- “Students Available for Graduation” is the number of students who began the program minus the number of students who have died, been incarcerated, or been called to active military duty.
- “Number of On-time Graduates” is the number of students who completed the program within 100% of the published program length within the reporting calendar year.
- “On-time Completion Rate” is the number of on-time graduates divided by the number of students available for graduation.
- “150% Graduates” is the number of students who completed the program within 150% of the program length (includes on-time graduates).
- “150% Completion Rate” is the number of students who completed the program in the reported calendar year within 150% of the published program length, including on-time graduates, divided by the number of students available for graduation.
- “Graduates Available for Employment” means the number of graduates minus the number of graduates unavailable for employment.
- “Graduates Unavailable for Employment” means the graduates who, after graduation, die, become incarcerated, are called to active military duty, are international students that leave the United States or do not have a visa allowing employment in the United States, or are continuing their education in an accredited or bureau-approved postsecondary institution.
- “Graduates Employed in the Field” means graduates who beginning within six months after a student completes the applicable educational program are gainfully employed, whose employment has been reported, and for whom the institution has documented verification of employment. For occupations for which the state requires passing an examination, the six months period begins after the announcement of the examination results for the first examination available after a student completes an applicable educational program.
- “Placement Rate Employed in the Field” is calculated by dividing the number of graduates gainfully employed in the field by the number of graduates available for employment.
- “Number of Graduates Taking Exam” is the number of graduates who took the first available exam in the reported calendar year.



# NEW YORK FILM ACADEMY

COLLEGE OF VISUAL AND PERFORMING ARTS

- “First Available Exam Date” is the date for the first available exam after a student completed a program.
- “Passage Rate” is calculated by dividing the number of graduates who passed the exam by the number of graduates who took the reported licensing exam.
- “Number Who Passed First Available Exam” is the number of graduates who took and passed the first available licensing exam after completing the program.
- “Salary” is as reported by graduate or graduate’s employer.
- “No Salary Information Reported” is the number of graduates for whom, after making reasonable attempts, the school was not able to obtain salary information.



## **STUDENT'S RIGHT TO CANCEL**

The student has a right to cancel this enrollment agreement and obtain a refund. A notice of cancellation or withdrawal must be made in writing. The written request must include the following information: specific timeframes, such as the date the course started and the date of cancellation or withdrawal. Notice of Withdrawal forms are available in the Office of the Registrar. Any student who intends to cancel or withdraw must submit a signed and dated copy of the Notice of Withdrawal Form, or any other form of written notice that includes the required information to:

New York Film Academy  
3300 W. Riverside Dr.  
Burbank, CA 91505

## **REFUND INFORMATION:**

The New York Film Academy will refund 100% of the amount paid for institutional charges, less an administrative processing fee of \$100.00 if notice of cancellation is made through attendance at the first class session, or the seventh class day after enrollment, whichever is later.

Notice of cancellation or withdrawal must be made no later than \_\_\_\_\_.

After the 100% refund period described above, a student may withdraw from a course after instruction has started and receive a pro rata refund (less a non-refundable administrative processing fee of \$100.00) for the unused portion of the tuition and other refundable charges, if the student has completed 60% or less of the term's instruction.

The amount of the refund is calculated based on the student's withdrawal date. Transfer credits will be awarded with a deduction in overall tuition based on a per credit unit cost. Refunds are disbursed within 30 days of the official withdrawal from the school. The withdrawal is dated on the day that the student gave written notice to the school.



**SCHOOL PERFORMANCE FACT SHEET**

**CALENDAR YEARS 2020 & 2021**

**One - Week Filmmaking – 1 Week**

**On-time Completion Rates (Graduation Rates)**

Include data for the two calendar years prior to reporting

Calendar Year	Number of Students Who Began the Program	Students Available for Graduation	Number of On-time Graduates	On-time Completion Rates
2020	10	10	8	80%
2021	0	0	0	0%

Student’s Initials: \_\_\_\_\_ Date: \_\_\_\_\_

Initial only after you have had sufficient time to read and understand the information.

**Students Completing with 150% of Published Program Length**

Calendar Year	Number of Students Who Began the Program	Students Available for Graduation	150% Graduates	150% Completion Rates
2020	0	0	0	0
2021	0	0	0	0

\*Included only if program is more than one year in length

Student’s Initials: \_\_\_\_\_ Date: \_\_\_\_\_

Initial only after you have had sufficient time to read and understand the information.

**Job Placement Rates (includes data for the two calendar years prior to reporting)**

Calendar Year	Number of Students Who Began the Program	Number of Graduates	Graduates Available for Employment	Graduates Employed in the Field	Placement Rate % Employment in the Field
2020	10	8	8	2	25%
2021	0	0	0	0	0%

You may obtain from the institution a list of the employment positions determined to be in the field for which a student received education and training. Please contact the Compliance Office.

**Gainful Employment Categories (includes data for the two calendar years prior to reporting)**

**Part Time vs. Full -Time Employment**

Calendar Year	Graduates Employed in the Field 20 to 29 hours per week	Graduates Employed in the Field at least 30 hours per week	Total Graduates Employed in the field
2020	0	0	2
2021	0	0	0

**Single Position vs. Concurrent Aggregated Positions**

Calendar Year	Graduates Employed in the Field in a single position	Graduates Employed in the Field concurrent aggregated positions	Total Graduates Employed in the field
2020	0	0	2
2021	0	0	0

**Self-Employed/Freelance Positions**

Calendar Year	Graduates Employed who are self-employed or working freelance	Total Graduates Employed in the field
2020	2	2
2021	0	0

**Institutional Employment**

Calendar Year	Graduates Employed in the field who are Employed by the Institution, an Employer Owned by the Institution, or an Employer who shares Ownership with the institution.	Total Graduates Employed in the field
2020	0	2
2021	0	0

**Student's Initials: \_\_\_\_\_ Date: \_\_\_\_\_**

**Initial only after you have had sufficient time to read and understand the information.**

**This Program may result in freelance or self-employment.**

- The work available to graduates of this program is usually for freelance or self-employment.
- This type of work may not be consistent.
- The period of employment can range from one day to weeks to several months.
- Hours worked in a day or week may be more or less than the traditional 8 hours work day or 40-hour work week.
- You can expect to spend unpaid time expanding your networks, advertising, promoting your services, or honing your skills.
- Once graduates being to work freelance or are self-employed, they will be asked to provide documentation that they are employed as such so that they may be counted as placed for our job placement records.
- Students initialing this disclosure understand that either a majority or all of this school's graduates are employed in this manner and understand what comprises this work style.

**Student's Initials: \_\_\_\_\_ Date: \_\_\_\_\_**

**Initial only after you have had sufficient time to read and understand the information.**



**License Examination Passage Rates – This program does not lead to licensing examinations**

**Salary and Wage Information (includes data for the two calendar years prior to reporting)**

Annual salary and wages reported for graduates employed in the field.

Calendar Year	Graduates Available for Employment	Graduates Employed in the Field	\$0 - \$5,000	\$35,001 - \$40,000	\$40,001 - \$45,000	\$45,001 - \$50,000	No Salary Information Reported
2020	8	2	2	0	0	0	0
2021	0	0	0	0	0	0	0

A list of sources used to substantiate salary disclosures is available from the school. Please contact the Compliance Office.

**Student’s Initials:** \_\_\_\_\_ **Date:** \_\_\_\_\_

**Initial only after you have had sufficient time to read and understand the information.**

**COST OF EDUCATIONAL PROGRAM**

Total charges for the program for students completing on-time in 2020: \$1,794; 2021: \$1,794. Additional charges may be incurred if the program is not completed on-time.

**Student’s Initials:** \_\_\_\_\_ **Date:** \_\_\_\_\_

**Initial only after you have had sufficient time to read and understand the information.**



**FEDERAL STUDENT LOAN DEBT**

Calendar Year	Most recent three year cohort default rate, as reported by the United States Department of Education*	The percentage of enrolled students receiving federal student loans to pay for this program.	The average amount of federal student loan debt of graduates who took out federal student loans at this institution.	The percentage of graduates who took out federal student loans to pay for this Education Program.
2020	3.8%	0%	\$0	0%
2021	0.5%	0%	\$0	0%

\*The percentage of students who defaulted on their federal student loans is called the Cohort Default Rate (CDR). It shows the percentage of this school’s students who were more than 270 days (9 months) behind on their federal student loans within three years of when the first payment was due. This is the most recent CDR reported by the U.S. Department of Education.

**Student’s Initials:** \_\_\_\_\_ **Date:** \_\_\_\_\_

**Initial only after you have had sufficient time to read and understand the information.**

This fact sheet is filed with the Bureau for Private Postsecondary Education. Regardless of any information you may have relating to the completion rates, starting salaries, or license exam passage rates, this fact sheet contains the information as calculated pursuant to state law.

Any questions a student may have regarding this fact sheet that have not been satisfactorily answered by the institution may be directed to the Bureau for Private Postsecondary Education at 1747 N. Market Blvd, Suite 225, Sacramento, CA 95834, [www.bppe.ca.gov](http://www.bppe.ca.gov), toll-free telephone number (888) 370-7589 or by fax (916) 263-1897.

\_\_\_\_\_  
**Student Name – Print**

\_\_\_\_\_  
**Student Signature**

\_\_\_\_\_  
**Date**

**NEW YORK  
FILM ACADEMY**

COLLEGE OF VISUAL AND PERFORMING ARTS

**School Official**

**Date**



## DEFINITIONS

- “Number of Students Who Began the Program” means the number of students who began a program who were scheduled to complete the program within 100% of the published program length within the reporting calendar year and excludes all students who canceled during the cancellation period.
- “Students Available for Graduation” is the number of students who began the program minus the number of students who have died, been incarcerated, or been called to active military duty.
- “Number of On-time Graduates” is the number of students who completed the program within 100% of the published program length within the reporting calendar year.
- “On-time Completion Rate” is the number of on-time graduates divided by the number of students available for graduation.
- “150% Graduates” is the number of students who completed the program within 150% of the program length (includes on-time graduates).
- “150% Completion Rate” is the number of students who completed the program in the reported calendar year within 150% of the published program length, including on-time graduates, divided by the number of students available for graduation.
- “Graduates Available for Employment” means the number of graduates minus the number of graduates unavailable for employment.
- “Graduates Unavailable for Employment” means the graduates who, after graduation, die, become incarcerated, are called to active military duty, are international students that leave the United States or do not have a visa allowing employment in the United States, or are continuing their education in an accredited or bureau-approved postsecondary institution.
- “Graduates Employed in the Field” means graduates who beginning within six months after a student completes the applicable educational program are gainfully employed, whose employment has been reported, and for whom the institution has documented verification of employment. For occupations for which the state requires passing an examination, the six months period begins after the announcement of the examination results for the first examination available after a student completes an applicable educational program.
- “Placement Rate Employed in the Field” is calculated by dividing the number of graduates gainfully employed in the field by the number of graduates available for employment.
- “Number of Graduates Taking Exam” is the number of graduates who took the first available exam in the reported calendar year.

# NEW YORK FILM ACADEMY

COLLEGE OF VISUAL AND PERFORMING ARTS

- “First Available Exam Date” is the date for the first available exam after a student completed a program.
- “Passage Rate” is calculated by dividing the number of graduates who passed the exam by the number of graduates who took the reported licensing exam.
- “Number Who Passed First Available Exam” is the number of graduates who took and passed the first available licensing exam after completing the program.
- “Salary” is as reported by graduate or graduate’s employer.
- “No Salary Information Reported” is the number of graduates for whom, after making reasonable attempts, the school was not able to obtain salary information.



## **STUDENT'S RIGHT TO CANCEL**

The student has a right to cancel this enrollment agreement and obtain a refund. A notice of cancellation or withdrawal must be made in writing. The written request must include the following information: specific timeframes, such as the date the course started and the date of cancellation or withdrawal. Notice of Withdrawal forms are available in the Office of the Registrar. Any student who intends to cancel or withdraw must submit a signed and dated copy of the Notice of Withdrawal Form, or any other form of written notice that includes the required information to:

New York Film Academy  
3300 W. Riverside Dr.  
Burbank, CA 91505

## **REFUND INFORMATION:**

The New York Film Academy will refund 100% of the amount paid for institutional charges, less an administrative processing fee of \$100.00 if notice of cancellation is made through attendance at the first class session, or the seventh class day after enrollment, whichever is later.

Notice of cancellation or withdrawal must be made no later than \_\_\_\_\_.

After the 100% refund period described above, a student may withdraw from a course after instruction has started and receive a pro rata refund (less a non-refundable administrative processing fee of \$100.00) for the unused portion of the tuition and other refundable charges, if the student has completed 60% or less of the term's instruction.

The amount of the refund is calculated based on the student's withdrawal date. Transfer credits will be awarded with a deduction in overall tuition based on a per credit unit cost. Refunds are disbursed within 30 days of the official withdrawal from the school. The withdrawal is dated on the day that the student gave written notice to the school.



**SCHOOL PERFORMANCE FACT SHEET**

**CALENDAR YEARS 2020 & 2021**

**One - Week Acting for Film – 1 Week**

**On-time Completion Rates (Graduation Rates)**

Include data for the two calendar years prior to reporting

Calendar Year	Number of Students Who Began the Program	Students Available for Graduation	Number of On-time Graduates	On-time Completion Rates
2020	2	2	1	50%
2021	0	0	0	0%

Student’s Initials: \_\_\_\_\_ Date: \_\_\_\_\_

Initial only after you have had sufficient time to read and understand the information.

**Students Completing with 150% of Published Program Length**

Calendar Year	Number of Students Who Began the Program	Students Available for Graduation	150% Graduates	150% Completion Rates
2020	0	0	0	0
2021	0	0	0	0

\*Included only if program is more than one year in length

Student’s Initials: \_\_\_\_\_ Date: \_\_\_\_\_

Initial only after you have had sufficient time to read and understand the information.

# NEW YORK FILM ACADEMY

COLLEGE OF VISUAL AND PERFORMING ARTS

## Job Placement Rates (includes data for the two calendar years prior to reporting)

Calendar Year	Number of Students Who Began the Program	Number of Graduates	Graduates Available for Employment	Graduates Employed in the Field	Placement Rate % Employment in the Field
2020	2	1	0	0	0%
2021	0	0	0	0	0%

You may obtain from the institution a list of the employment positions determined to be in the field for which a student received education and training. Please contact the Compliance Office.

## Gainful Employment Categories (includes data for the two calendar years prior to reporting)

### Part Time vs. Full -Time Employment

Calendar Year	Graduates Employed in the Field 20 to 29 hours per week	Graduates Employed in the Field at least 30 hours per week	Total Graduates Employed in the field
2020	0	0	0
2021	0	0	0

### Single Position vs. Concurrent Aggregated Positions

Calendar Year	Graduates Employed in the Field in a single position	Graduates Employed in the Field concurrent aggregated positions	Total Graduates Employed in the field
2020	0	0	0
2021	0	0	0

**Self-Employed/Freelance Positions**

Calendar Year	Graduates Employed who are self-employed or working freelance	Total Graduates Employed in the field
2020	0	0
2021	0	0

**Institutional Employment**

Calendar Year	Graduates Employed in the field who are Employed by the Institution, an Employer Owned by the Institution, or an Employer who shares Ownership with the institution.	Total Graduates Employed in the field
2020	0	0
2021	0	0

**Student's Initials: \_\_\_\_\_ Date: \_\_\_\_\_**

**Initial only after you have had sufficient time to read and understand the information.**

**This Program may result in freelance or self-employment.**

- The work available to graduates of this program is usually for freelance or self-employment.
- This type of work may not be consistent.
- The period of employment can range from one day to weeks to several months.
- Hours worked in a day or week may be more or less than the traditional 8 hours work day or 40-hour work week.
- You can expect to spend unpaid time expanding your networks, advertising, promoting your services, or honing your skills.
- Once graduates being to work freelance or are self-employed, they will be asked to provide documentation that they are employed as such so that they may be counted as placed for our job placement records.
- Students initialing this disclosure understand that either a majority or all of this school's graduates are employed in this manner and understand what comprises this work style.

**Student's Initials: \_\_\_\_\_ Date: \_\_\_\_\_**

**Initial only after you have had sufficient time to read and understand the information.**



**License Examination Passage Rates – This program does not lead to licensing examinations**

**Salary and Wage Information (includes data for the two calendar years prior to reporting)**

Annual salary and wages reported for graduates employed in the field.

Calendar Year	Graduates Available for Employment	Graduates Employed in the Field	\$0 - \$5001	\$25,001 - \$30,000	\$35,001 - \$40,000	\$45,001 - \$50,000	No Salary Information Reported
2020	0	0	0	0	0	0	0
2021	0	0	0	0	0	0	0

A list of sources used to substantiate salary disclosures is available from the school. Please contact the Compliance Office.

**Student’s Initials: \_\_\_\_\_ Date: \_\_\_\_\_**

**Initial only after you have had sufficient time to read and understand the information.**

**COST OF EDUCATIONAL PROGRAM**

Total charges for the program for students completing on-time in 2020: \$1,214; 2021: \$1,214. Additional charges may be incurred if the program is not completed on-time.

**Student’s Initials: \_\_\_\_\_ Date: \_\_\_\_\_**

**Initial only after you have had sufficient time to read and understand the information.**

# NEW YORK FILM ACADEMY

COLLEGE OF VISUAL AND PERFORMING ARTS

## FEDERAL STUDENT LOAN DEBT

Calendar Year	Most recent three year cohort default rate, as reported by the United States Department of Education.*	The percentage of enrolled students receiving federal student loans to pay for this program.	The average amount of federal student loan debt of graduates who took out federal student loans at this institution.	The percentage of graduates who took out federal student loans to pay for this Education Program.
2020	3.8%	0%	\$0	0%
2021	0.5%	0%	\$0	0%

\*The percentage of students who defaulted on their federal student loans is called the Cohort Default Rate (CDR). It shows the percentage of this school's students who were more than 270 days (9 months) behind on their federal student loans within three years of when the first payment was due. This is the most recent CDR reported by the U.S. Department of Education.

**Student's Initials:** \_\_\_\_\_ **Date:** \_\_\_\_\_

**Initial only after you have had sufficient time to read and understand the information.**

This fact sheet is filed with the Bureau for Private Postsecondary Education. Regardless of any information you may have relating to the completion rates, starting salaries, or license exam passage rates, this fact sheet contains the information as calculated pursuant to state law.

Any questions a student may have regarding this fact sheet that have not been satisfactorily answered by the institution may be directed to the Bureau for Private Postsecondary Education at 1747 N. Market Blvd, Suite 225, Sacramento, CA 95834, [www.bppe.ca.gov](http://www.bppe.ca.gov), toll-free telephone number (888) 370-7589 or by fax (916) 263-1897.

\_\_\_\_\_  
**Student Name – Print**

\_\_\_\_\_  
**Student Signature**

\_\_\_\_\_  
**Date**



**NEW YORK  
FILM ACADEMY**

COLLEGE OF VISUAL AND PERFORMING ARTS

**School Official**

**Date**

## DEFINITIONS

- “Number of Students Who Began the Program” means the number of students who began a program who were scheduled to complete the program within 100% of the published program length within the reporting calendar year and excludes all students who cancelled during the cancellation period.
- “Students Available for Graduation” is the number of students who began the program minus the number of students who have died, been incarcerated, or been called to active military duty.
- “Number of On-time Graduates” is the number of students who completed the program within 100% of the published program length within the reporting calendar year.
- “On-time Completion Rate” is the number of on-time graduates divided by the number of students available for graduation.
- “150% Graduates” is the number of students who completed the program within 150% of the program length (includes on-time graduates).
- “150% Completion Rate” is the number of students who completed the program in the reported calendar year within 150% of the published program length, including on-time graduates, divided by the number of students available for graduation.
- “Graduates Available for Employment” means the number of graduates minus the number of graduates unavailable for employment.
- “Graduates Unavailable for Employment” means the graduates who, after graduation, die, become incarcerated, are called to active military duty, are international students that leave the United States or do not have a visa allowing employment in the United States, or are continuing their education in an accredited or bureau-approved postsecondary institution.
- “Graduates Employed in the Field” means graduates who beginning within six months after a student completes the applicable educational program are gainfully employed, whose employment has been reported, and for whom the institution has documented verification of employment. For occupations for which the state requires passing an examination, the six months period begins after the announcement of the examination results for the first examination available after a student completes an applicable educational program.
- “Placement Rate Employed in the Field” is calculated by dividing the number of graduates gainfully employed in the field by the number of graduates available for employment.
- “Number of Graduates Taking Exam” is the number of graduates who took the first available exam in the reported calendar year.

# NEW YORK FILM ACADEMY

COLLEGE OF VISUAL AND PERFORMING ARTS

- “First Available Exam Date” is the date for the first available exam after a student completed a program.
- “Passage Rate” is calculated by dividing the number of graduates who passed the exam by the number of graduates who took the reported licensing exam.
- “Number Who Passed First Available Exam” is the number of graduates who took and passed the first available licensing exam after completing the program.
- “Salary” is as reported by graduate or graduate’s employer.
- “No Salary Information Reported” is the number of graduates for whom, after making reasonable attempts, the school was not able to obtain salary information.



## **STUDENT'S RIGHT TO CANCEL**

The student has a right to cancel this enrollment agreement and obtain a refund. A notice of cancellation or withdrawal must be made in writing. The written request must include the following information: specific timeframes, such as the date the course started and the date of cancellation or withdrawal. Notice of Withdrawal forms are available in the Office of the Registrar. Any student who intends to cancel or withdraw must submit a signed and dated copy of the Notice of Withdrawal Form, or any other form of written notice that includes the required information to:

New York Film Academy  
3300 W. Riverside Dr.  
Burbank, CA 91505

## **REFUND INFORMATION:**

The New York Film Academy will refund 100% of the amount paid for institutional charges, less an administrative processing fee of \$100.00 if notice of cancellation is made through attendance at the first class session, or the seventh class day after enrollment, whichever is later.

Notice of cancellation or withdrawal must be made no later than \_\_\_\_\_.

After the 100% refund period described above, a student may withdraw from a course after instruction has started and receive a pro rata refund (less a non-refundable administrative processing fee of \$100.00) for the unused portion of the tuition and other refundable charges, if the student has completed 60% or less of the term's instruction.

The amount of the refund is calculated based on the student's withdrawal date. Transfer credits will be awarded with a deduction in overall tuition based on a per credit unit cost. Refunds are disbursed within 30 days of the official withdrawal from the school. The withdrawal is dated on the day that the student gave written notice to the school.