

HOMESTEAD SCHOOLS, INC.
 23800 HAWTHORNE BLVD., SUITE 200
 TORRANCE, CA 90505
 Tel. (310) 791-9975 / Fax (310) 791-0135

**SCHOOL PERFORMANCE FACT SHEET
 CALENDAR YEARS 2021 & 2022**

**PROGRAM NAME: MSN
 PROGRAM LENGTH: 967.50 Hours**

On-Time Completion Rates: (Graduation Rates)

Calendar Year	Number of Students Who Began Program	Students Available for Graduation	Number of on-time Graduates	On-time Completion Rate
2021	4	4	4	100%
2022	2	2	2	100%

Student's Initials: _____ Date: _____

Initial only after you have had sufficient time to read and understand the information.

Job Placement Rates (includes data for the two calendar years prior to reporting)

Calendar Year	Number of Student Who Began Program	Number of Graduate	Graduates Available for Employment	Graduates Employed in the Field	Placement Rate Employed in the Field
2021	4	4	4	4	100%
2022	2	2	2	2	100%

You may obtain from the institution a list of the employment positions determined to be in the field for which a student received education and training. Students can obtain this information from the Director of Admissions by requesting the information in writing.

Gainfully Employed Categories (includes data for the two calendar years prior to reporting)

Part Time vs. Full Time Employment

Calendar Year	Graduates Employed in the Field 20 to 29 Hours Per Week	Graduates Employed in the Field at Least 30 Hours Per Week	Total Graduates Employed in the Field
2021	0	4	4
2022	0	2	2

Single Position vs. Concurrent Aggregated Positions

Calendar Year	Graduates Employed in the Field in the Single Position	Graduates Employed in the Field in Concurrent Aggregated Positions	Total Graduates Employed in the Field
2021	4	0	4
2022	2	0	2

Self-Employed/Freelance Positions

Calendar Year	Graduates Employed who are Self-Employed or Working Freelance	Total Graduates Employed in the Field
2021	0	4
2022		

Institutional Employment

Calendar Year	Graduates Employed in the Field who are Employed by the Institution, an Employer Owned by the Institution, or an Employer who Shares Ownership with the Institution	Total Graduates Employed in the Field
2021	0	4
2022	0	2

Student's Initials: _____ **Date:** _____

Initial only after you have had sufficient time to read and understand the information.

IF the majority of graduates from this program obtain jobs in self-employment or freelance work add:

This program may result in freelance or self-employment.

- The work available to graduates of this program is usually for freelance or self-employment.
- This type of work may not be consistent.
- The period of employment can range from one day to weeks to several months.
- Hours worked in a day or week may be more or less than the traditional 8 hour work day or 40 hour work week.
- You can expect to spend unpaid time expanding your networks, advertising, promoting your services, or honing your skills.
- Once graduates begin to work freelance or are self-employed, they will be asked to provide documentation that they are employed as such so that they may be counted as placed for our job placement records.
- Students initialing this disclosure understand that either a majority or all of this school's graduates are employed in this manner and understand what comprises this work style.

Student's Initials: _____ Date: _____

Only initial after you have had sufficient time to read and understand the information.

License Examination Passage Rates
(includes data for the two calendar years prior to reporting)

Calendar Year	Number of Graduates in Calendar Year	Number of Graduates Taking Exam	Number Who Passed First Available Exam	Number Who Failed First Available Exam	Passage Rate
2021	4	NA	NA	NA	NA
2022	2	NA	NA	NA	NA

Licensure Examination passage data is not available from the state agency administering the examination. We are unable to collect data from 2 graduates.

Student's Initials: _____ Date: _____

Initial only after you have had sufficient time to read and understand the information.

Salary and Wage Information
(includes data for the two calendar years prior to reporting)

Annual Salary and Wages Reported for Graduates Employed in the Field.

Calendar Year	Graduates Available for Employment	Graduates Employed in Field	\$0 -	\$5,001 -	\$10,001 -	\$15,001 -
			\$5,000	\$10,000	\$15,000	\$20,000
2021	4	4	0	0	0	0
2022	2	2	0	0	0	0

Calendar Year	\$20,001 -	\$25,001 -	\$30,001 -	\$35,001 -	\$40,001 -	\$45,001 -	\$50,001 -
	\$25,000	\$30,000	\$35,000	\$40,000	\$45,000	\$50,000	\$55,000
2021	0	0	0	0	0	0	0
2022	0	0	0	0	0	0	0

Calendar Year	\$55,001 -	\$60,001 -	\$65,001 -	\$70,001 -	\$75,001 -	\$80,001 -	\$85,001 -
	\$60,000	\$65,000	\$70,000	\$75,000	\$80,000	\$85,000	\$90,000
2021	0	0	0	0	0	0	0
2022	0	0	0	0	0	0	0

Calendar Year	\$90,001 -	\$95,001 -	Over \$100,000	No Salary Information Reported
	\$95,000	\$100,000		
2021	0	2	2	0
2022	0	0	2	0

A list of sources used to substantiate salary disclosures is available from the school. Students can obtain this information from the Director of Admissions by requesting the information in writing.

Student's Initials: _____ **Date:** _____

Initial only after you have had sufficient time to read and understand the information.

Cost of Educational Program

Total charges for the program for students completing on-time in 2021: **\$19,400.00.**

Total charges may be higher for students that do not complete on time.

Total charges for the program for students completing on-time in 2022: **\$19,400.00.**

Total charges may be higher for students that do not complete on time.

Student's Initials: _____ Date: _____

Initial only after you have had sufficient time to read and understand the information.

Federal Student Loan Debt

Calendar Year	Most recent three year cohort default rate, as reported by the United State Department of Education. ¹	The percentage of enrolled students in 2021/2022 receiving federal student loans to pay for this program.	The percentage of graduates in 2021/2022 who took out federal student loans to pay for this program.	The average amount of federal student loan debt of 2021/2022 graduates who took out federal student loans at this institution.
2021	2.9	100%	100%	\$18,100
2022	2.9	100%	100%	\$7,734

¹The percentage of students who defaulted on their federal student loans is called the Cohort Default Rate (CDR). It shows the percentage of this school's students who were more than 270 days (9 months) behind on their federal student loans within three years of when the first payment was due. This is the most recent CDR reported by the U.S. Department of Education.

Student's Initials: _____ Date: _____

Initial only after you have had sufficient time to read and understand the information.

This fact sheet is filed with the Bureau for Private Postsecondary Education. Regardless of any information you may have relating to completion rates, placement rates, starting salaries, or license exam passage rates, this fact sheet contains the information as calculated pursuant to state law.

Any questions a student may have regarding this fact sheet that have not been satisfactorily answered by the institution may be directed to the Bureau for Private Postsecondary Education at 1747 N. Market Blvd, Suite 225, Sacramento, CA 95834, www.bppe.ca.gov, toll-free telephone number (888) 370-7589 or by fax (916) 263-1897.

Student Name - Print

Student Signature

Date

School Official

Date

Definitions

- “Number of Students Who Began the Program” means the number of students who began a program who were scheduled to complete the program within 100% of the published program length within the reporting calendar year and excludes all students who cancelled during the cancellation period.
- “Students Available for Graduation” is the number of students who began the program minus the number of students who have died, been incarcerated, or been called to active military duty.
- “Number of On-time Graduates” is the number of students who completed the program within 100% of the published program length within the reporting calendar year.
- “On-time Completion Rate” is the number of on-time graduates divided by the number of students available for graduation.

- “150% Graduates” is the number of students who completed the program within 150% of the program length (includes on-time graduates).
- “150% Completion Rate” is the number of students who completed the program in the reported calendar year within 150% of the published program length, including on-time graduates, divided by the number of students available for graduation.
- “Graduates Available for Employment” means the number of graduates minus the number of graduates unavailable for employment.
- “Graduates Unavailable for Employment” means the graduate who, after graduation, dies, become incarcerated, are called to active military duty, are international students that leave the United States or do not have a visa allowing employment in the United States, or are continuing their education in an accredited or bureau-approved postsecondary institution.
- “Graduates employed in the Field” means a graduate who beginning within six months after a student completes the applicable educational program are gainfully employed, whose employment has been reported, and for whom the institution has documented verification of employment. For occupations for which the state requires passing an examination, the six months period begins after the announcement of the examination results for the first examination available after a student completes an applicable educational program.
- “Placement Rate Employed in the Field” is calculated by dividing the number of graduates gainfully employed in the field by the number of graduates available for employment.
- “Number of Graduates Taking Exam” is the number of graduates who took the first available exam in the reported calendar year.
- “First Available Exam Date” is the date for the first available exam after a student completed a program.
- “Passage Rate” is calculated by dividing the number of graduates who passed the exam by the number of graduates who took the reported licensing exam.
- “Number Who Passed First Available Exam” is the number of graduates who took and passed the first available licensing exam after completing the program.
- “Salary” is as reported by graduate or graduate’s employer.

- “No Salary Information Reported” is the number of graduates for whom, after making reasonable attempts, the school was not able to obtain salary information.

“STUDENT’S RIGHT TO CANCEL”

The student shall have the right to cancel an agreement for a program of instruction including any equipment, until midnight of the fifth business day after the day on which the student did any of the following: attended the first class of the program of instruction; received a copy of the notice of cancellation; and received a copy of the agreement and the disclosures.


If the institution gave the student any equipment, the student shall return the equipment within 30 days following the date of the Notice of Cancellation. If the student fails to return the equipment within this 30 day-period, the institution may retain that portion of the consideration paid by the student equal to the documented cost to the institution of the equipment and shall refund the portion of the consideration exceeding the documented cost to the institution of the equipment within 10 days after the period within which the student is required to return the equipment. The student may retain the equipment without further obligation to pay for it.

To cancel the contract for school mail or deliver a signed and dated copy of cancellation notice, or any other written notice or send a telegram to:

Homestead Schools, Inc.
23800 Hawthorne Blvd. Suite 200
Torrance, CA 90505

Student’s Initials: _____ **Date:** _____

Initial only after you have had sufficient time to read and understand the information.



HOMESTEAD SCHOOLS, INC.
 23800 HAWTHORNE BLVD., SUITE 200
 TORRANCE, CA 90505
 Tel. (310) 791-9975 / Fax (310) 791-0135

**SCHOOL PERFORMANCE FACT SHEET
 CALENDAR YEARS 2021 & 2022**

**PROGRAM NAME: RN-BSN
 PROGRAM LENGTH: 1088 Hours**

On-Time Completion Rates: (Graduation Rates)

Calendar Year	Number of Students Who Began Program	Students Available for Graduation	Number of on-time Graduates	On-time Completion Rate
2021	4	4	3	75%
2022	1	1	1	100%

Student's Initials: _____ Date: _____
 Initial only after you have had sufficient time to read and understand the information.

150% TABLE

Students Completing After within 150% of Published Program Length

Calendar Year	Number of Students Who Began Program	Students Available for Graduation	150% Graduates	150% Completion Rate
**2021	8	8	1	25%
2022	1	1	0	100

** Included if the program is more than one year in length.

Student's Initials: _____ Date: _____
 Initial only after you have had sufficient time to read and understand the information.

Job Placement Rates (includes data for the two calendar years prior to reporting)

Calendar Year	Number of Student Who Began Program	Number of Graduate	Graduates Available for Employment	Graduates Employed in the Field	Placement Rate Employed in the Field
2021	4	4	4	4	100%
2022	1	1	1	1	100%

You may obtain from the institution a list of the employment positions determined to be in the field for which a student received education and training. Students can obtain this information from the Director of Admissions by requesting the information in writing.

Gainfully Employed Categories (includes data for the two calendar years prior to reporting)

Part Time vs. Full Time Employment

Calendar Year	Graduates Employed in the Field 20 to 29 Hours Per Week	Graduates Employed in the Field at Least 30 Hours Per Week	Total Graduates Employed in the Field
2021	0	4	4
2022	0	1	1

Single Position vs. Concurrent Aggregated Positions

Calendar Year	Graduates Employed in the Field in the Single Position	Graduates Employed in the Field in Concurrent Aggregated Positions	Total Graduates Employed in the Field
2021	4	0	4
2022	1	1	1

Self-Employed/Freelance Positions

Calendar Year	Graduates Employed who are Self-Employed or Working Freelance	Total Graduates Employed in the Field
2021	0	4
2022	0	1

Institutional Employment

Calendar Year	Graduates Employed in the Field who are Employed by the Institution, an Employer Owned by the Institution, or an Employer who Shares Ownership with the Institution	Total Graduates Employed in the Field
2021	0	4
2022	0	1

Student's Initials: _____ Date: _____

Initial only after you have had sufficient time to read and understand the information.

IF the majority of graduates from this program obtain jobs in self-employment or freelance work add:

This program may result in freelance or self-employment.

- The work available to graduates of this program is usually for freelance or self-employment.
- This type of work may not be consistent.
- The period of employment can range from one day to weeks to several months.
- Hours worked in a day or week may be more or less than the traditional 8 hour work day or 40 hour work week.
- You can expect to spend unpaid time expanding your networks, advertising, promoting your services, or honing your skills.
- Once graduates begin to work freelance or are self-employed, they will be asked to provide documentation that they are employed as such so that they may be counted as placed for our job placement records.
- Students initialing this disclosure understand that either a majority or all of this school's graduates are employed in this manner and understand what comprises this work style.

Student's Initials: _____ Date: _____

Only initial after you have had sufficient time to read and understand the information.

License Examination Passage Rates
(includes data for the two calendar years prior to reporting)

Calendar Year	Number of Graduates in Calendar Year	Number of Graduates Taking Exam	Number Who Passed First Available Exam	Number Who Failed First Available Exam	Passage Rate
2021	4	NA	NA	NA	NA
2022	1	NA	NA	NA	NA

Licensure Examination passage data is not available from the state agency administering the examination. We are unable to collect data from 85 graduates.

Student's Initials: _____ Date: _____

Initial only after you have had sufficient time to read and understand the information.

Salary and Wage Information
(includes data for the two calendar years prior to reporting)

Annual Salary and Wages Reported for Graduates Employed in the Field.

Calendar Year	Graduates Available for Employment	Graduates Employed in Field	\$0	\$5,001	\$10,001	\$15,001
			-	-	-	-
			\$5,000	\$10,000	\$15,000	\$20,000
2021	4	4	0	0	0	0
2022	1	1	0	0	0	0

Calendar Year	\$20,001	\$25,001	\$30,001	\$35,001	\$40,001	\$45,001	\$50,001
	-	-	-	-	-	-	-
	\$25,000	\$30,000	\$35,000	\$40,000	\$45,000	\$50,000	\$55,000
2021	0	0	0	0	0	0	0
2022	0	0	0	0	0	0	0

Calendar Year	\$55,001 -	\$60,001 -	\$65,001 -	\$70,001 -	\$75,001 -	\$80,001 -	\$85,001 -
	\$60,000	\$65,000	\$70,000	\$75,000	\$80,000	\$85,000	\$90,000
2021	0	0	0	1	0	0	0
2022							

Calendar Year	\$90,001 -	\$95,001 -	Over \$100,000	No Salary Information Reported
	\$95,000	\$100,000		
2021	1	0	2	0
2022	0	0	1	0

A list of sources used to substantiate salary disclosures is available from the school. Students can obtain this information from the Director of Admissions by requesting the information in writing.

Student's Initials: _____ Date: _____

Initial only after you have had sufficient time to read and understand the information.

Cost of Educational Program

Total charges for the program for students completing on-time in 2021: **\$23,990.00.**

Total charges may be higher for students that do not complete on time.

Total charges for the program for students completing on-time in 2022: **\$23,990.00.**

Total charges may be higher for students that do not complete on time.

Student's Initials: _____ Date: _____

Initial only after you have had sufficient time to read and understand the information.

Federal Student Loan Debt

Calendar Year	Most recent three year cohort default rate, as reported by the United State Department	The percentage of enrolled students in 2021/2022 receiving federal student loans to pay for this program.	The percentage of graduates in 2021/2022 who took out federal student loans to pay for this program.	The average amount of federal student loan debt of 2021/2022 graduates who took out federal student loans

	of Education. ¹			at this institution.
2021	2.9	75%	75%	\$16,039
2022	2.9	0	0	0

¹The percentage of students who defaulted on their federal student loans is called the Cohort Default Rate (CDR). It shows the percentage of this school's students who were more than 270 days (9 months) behind on their federal student loans within three years of when the first payment was due. This is the most recent CDR reported by the U.S. Department of Education.

Student's Initials: _____ **Date:** _____

Initial only after you have had sufficient time to read and understand the information.

This fact sheet is filed with the Bureau for Private Postsecondary Education. Regardless of any information you may have relating to completion rates, placement rates, starting salaries, or license exam passage rates, this fact sheet contains the information as calculated pursuant to state law.

Any questions a student may have regarding this fact sheet that have not been satisfactorily answered by the institution may be directed to the Bureau for Private Postsecondary Education at 1747 N. Market Blvd, Suite 225, Sacramento, CA 95834, www.bppe.ca.gov, toll-free telephone number (888) 370-7589 or by fax (916) 263-1897.

Student Name - Print

Student Signature

Date

School Official

Date

Definitions

- “Number of Students Who Began the Program” means the number of students who began a program who were scheduled to complete the program within 100% of the published program length within the reporting calendar year and excludes all students who cancelled during the cancellation period.
- “Students Available for Graduation” is the number of students who began the program minus the number of students who have died, been incarcerated, or been called to active military duty.
- “Number of On-time Graduates” is the number of students who completed the program within 100% of the published program length within the reporting calendar year.
- “On-time Completion Rate” is the number of on-time graduates divided by the number of students available for graduation.

- “150% Graduates” is the number of students who completed the program within 150% of the program length (includes on-time graduates).
- “150% Completion Rate” is the number of students who completed the program in the reported calendar year within 150% of the published program length, including on-time graduates, divided by the number of students available for graduation.
- “Graduates Available for Employment” means the number of graduates minus the number of graduates unavailable for employment.
- “Graduates Unavailable for Employment” means the graduate who, after graduation, dies, become incarcerated, are called to active military duty, are international students that leave the United States or do not have a visa allowing employment in the United States, or are continuing their education in an accredited or bureau-approved postsecondary institution.
- “Graduates employed in the Field” means a graduate who beginning within six months after a student completes the applicable educational program are gainfully employed, whose employment has been reported, and for whom the institution has documented verification of employment. For occupations for which the state requires passing an examination, the six months period begins after the announcement of the examination results for the first examination available after a student completes an applicable educational program.
- “Placement Rate Employed in the Field” is calculated by dividing the number of graduates gainfully employed in the field by the number of graduates available for employment.
- “Number of Graduates Taking Exam” is the number of graduates who took the first available exam in the reported calendar year.
- “First Available Exam Date” is the date for the first available exam after a student completed a program.
- “Passage Rate” is calculated by dividing the number of graduates who passed the exam by the number of graduates who took the reported licensing exam.
- “Number Who Passed First Available Exam” is the number of graduates who took and passed the first available licensing exam after completing the program.
- “Salary” is as reported by graduate or graduate’s employer.
- “No Salary Information Reported” is the number of graduates for whom, after making reasonable attempts, the school was not able to obtain salary information.

“STUDENT’S RIGHT TO CANCEL”

The student shall have the right to cancel an agreement for a program of instruction including any equipment, until midnight of the fifth business day after the day on which the student did any of the following: attended the first class of the program of instruction; received a copy of the notice of cancellation; and received a copy of the agreement and the disclosures.

If the institution gave the student any equipment, the student shall return the equipment within 30 days following the date of the Notice of Cancellation. If the student fails to return the equipment within this 30 day-period, the institution may retain that portion of the consideration paid by the student equal to the documented cost to the institution of the equipment and shall refund the portion of the consideration exceeding the documented cost to the institution of the equipment within 10 days after the period within which the student is required to return the equipment. The student may retain the equipment without further obligation to pay for it.

To cancel the contract for school mail or deliver a signed and dated copy of cancellation notice, or any other written notice or send a telegram to:

Homestead Schools, Inc.
23800 Hawthorne Blvd. Suite 200
Torrance, CA 90505

Student’s Initials: _____ **Date:** _____

Initial only after you have had sufficient time to read and understand the information.



HOMESTEAD SCHOOLS, INC.
 23800 HAWTHORNE BLVD., SUITE 200
 TORRANCE, CA 90505
 Tel. (310) 791-9975 / Fax (310) 791-0135

**SCHOOL PERFORMANCE FACT SHEET
 CALENDAR YEARS 2021 & 2022**

**PROGRAM NAME: VOCATIONAL NURSING
 PROGRAM LENGTH: 1632 Hours**

On-Time Completion Rates: (Graduation Rates)

Calendar Year	Number of Students Who Began Program	Students Available for Graduation	Number of on-time Graduates	On-time Completion Rate
2021	122	106	85	80%
2022	128	124	94	74%

Student's Initials: _____ Date: _____
 Initial only after you have had sufficient time to read and understand the information.

150% TABLE

Students Completing After within 150% of Published Program Length

Calendar Year	Number of Students Who Began Program	Students Available for Graduation	150% Graduates	150% Completion Rate
**2021	122	106	21	19.8%
**2022	128	124	32	26%

** Included if the program is more than one year in length.

Student's Initials: _____ Date: _____
 Initial only after you have had sufficient time to read and understand the information.

Job Placement Rates (includes data for the two calendar years prior to reporting)

Calendar Year	Number of Student Who Began Program	Number of Graduate	Graduates Available for Employment	Graduates Employed in the Field	Placement Rate Employed in the Field
2021	122	106	106	85	80%
2022	128	124	124	92	74%

You may obtain from the institution a list of the employment positions determined to be in the field for which a student received education and training. Students can obtain this information from the Director of Admissions by requesting the information in writing.

Gainfully Employed Categories (includes data for the two calendar years prior to reporting)

Part Time vs. Full Time Employment

Calendar Year	“Part-Time” Graduates Employed in the field 20 to 29 hours per week	“Full-Time” Graduates Employed in at least 30 hours per week	Total Graduates Employed in the Field
2021	79	6	85
2022	2	90	92

Single Position vs. Concurrent Aggregated Positions

Calendar Year	Graduates Employed in the field in the single position	Graduates Employed in the field in concurrent aggregated positions	Total Graduates Employed in the Field
2021	85	0	85
2022	92	0	92

Self-Employed/Freelance Positions

Calendar Year	Graduates Employed who are self-employed or working freelance	Total Graduates Employed in the Field
2021	0	85
2022	0	92

Institutional Employment

Calendar Year	Graduates Employed in the field who are employed by the institution, an employer owned by the institution, or an employer who shares ownership with the institution	Total Graduates Employed in the Field
2021	0	85
2022	0	92

Student's Initials: _____

Date: _____

Initial only after you have had sufficient time to read and understand the information.

IF the majority of graduates from this program obtain jobs in self-employment or freelance work add:

This program may result in freelance or self-employment.

- The work available to graduates of this program is usually for freelance or self-employment.
- This type of work may not be consistent.
- The period of employment can range from one day to weeks to several months.
- Hours worked in a day or week may be more or less than the traditional 8 hour work day or 40 hour work week.
- You can expect to spend unpaid time expanding your networks, advertising, promoting your services, or honing your skills.
- Once graduates begin to work freelance or are self-employed, they will be asked to provide documentation that they are employed as such so that they may be counted as placed for our job placement records.
- Students initialing this disclosure understand that either a majority or all of this school's graduates are employed in this manner and understand what comprises this work style.

Student's Initials: _____ Date: _____

Only initial after you have had sufficient time to read and understand the information.

License Examination Passage Rates
(includes data for the two calendar years prior to reporting)

Calendar Year	Number of Graduates in Calendar Year	Number of Graduates Taking Exam	Number Who Passed First Available Exam	Number Who Failed First Available Exam	Passage Rate
2021	80	48	35	13	73%
2022	124	101	72	29	71%

Licensure Examination passage data is not available from the state agency administering the examination. We are unable to collect data from 85 graduates.

Student's Initials: _____ Date: _____

Initial only after you have had sufficient time to read and understand the information.

Salary and Wage Information
(includes data for the two calendar years prior to reporting)

Annual Salary and Wages Reported for Graduates Employed in the Field

Calendar Year	Graduates Available for Employment	Graduates Employed in Field	\$0	\$5,001	\$10,001	\$15,001
			-	-	-	-
			\$5,000	\$10,000	\$15,000	\$20,000
2021	80	61	0	0	0	0
2022	124	92	0	0	0	0

Calendar Year	\$20,001	\$25,001	\$30,001	\$35,001	\$40,001	\$45,001	\$50,001
	-	-	-	-	-	-	-
	\$25,000	\$30,000	\$35,000	\$40,000	\$45,000	\$50,000	\$55,000
2021	1	9	14	11	2	6	6
2022	0	6	15	9	8	3	7

Calendar Year	\$55,001 -	\$60,001 -	\$65,001 -	\$70,001 -	\$75,001 -	\$80,001 -	\$85,001 -
	\$60,000	\$65,000	\$70,000	\$75,000	\$80,000	\$85,000	\$90,000
2021	0	0	0	0	0	0	0
2022	13	10	18	1	0	0	0

Calendar Year	\$90,001 -	\$95,001 -	Over \$100,000	No Salary Information Reported
	\$95,000	\$100,000		
2021	0	0	0	4
2022	0	0	0	2

A list of sources used to substantiate salary disclosures is available from the school. Students can obtain this information from the Director of Admissions by requesting the information in writing.

Student's Initials: _____ Date: _____

Initial only after you have had sufficient time to read and understand the information.

Cost of Educational Program

Total charges for the program for students completing on-time in 2021: **\$31,950.00.**

Total charges may be higher for students that do not complete on time.

Total charges for the program for students completing on-time in 2022: **\$35,750.00.**

Total charges may be higher for students that do not complete on time.

Student's Initials: _____ Date: _____

Initial only after you have had sufficient time to read and understand the information.

Federal Student Loan Debt

Calendar Year	Most recent three year cohort default rate, as reported by the United State Department	The percentage of enrolled students in 2021/2022 receiving federal student loans to pay for this program.	The average amount of Federal student loan debt of 2021/2022 graduates who took out federal student loans at this institution.	The percentage of graduates in 2021/2022 who took out federal student loans to pay for this program.

	of Education.¹			
2021	2.9	84%	\$18,040	99.9%
2022	2.9	87.7%	\$18,040	96%

¹The percentage of students who defaulted on their federal student loans is called the Cohort Default Rate (CDR). It shows the percentage of this school's students who were more than 270 days (9 months) behind on their federal student loans within three years of when the first payment was due. This is the most recent CDR reported by the U.S. Department of Education.

Student's Initials: _____ Date: _____
Initial only after you have had sufficient time to read and understand the information.

This fact sheet is filed with the Bureau for Private Postsecondary Education. Regardless of any information you may have relating to completion rates, placement rates, starting salaries, or license exam passage rates, this fact sheet contains the information as calculated pursuant to state law.

Any questions a student may have regarding this fact sheet that have not been satisfactorily answered by the institution may be directed to the Bureau for Private Postsecondary Education at 1747 N. Market Blvd, Suite 225, Sacramento, CA 95834, www.bppe.ca.gov, toll-free telephone number (888) 370-7589 or by fax (916) 263-1897.

Student Name-Print

Student Signature

Date

School Official

Date

Definitions

- "Number of Students Who Began the Program" means the number of students who began a program who were scheduled to complete the program within 100% of the published program length within the reporting calendar year and excludes all students who cancelled during the cancellation period.
- "Students Available for Graduation" is the number of students who began the program minus the number of students who have died, been incarcerated, or been called to active military duty.
- "Number of On-time Graduates" is the number of students who completed the program within 100% of the published program length within the reporting calendar year.
- "On-time Completion Rate" is the number of on-time graduates divided by the number of students available for graduation.

- “150% Graduates” is the number of students who completed the program within 150% of the program length (includes on-time graduates).
- “150% Completion Rate” is the number of students who completed the program in the reported calendar year within 150% of the published program length, including on-time graduates, divided by the number of students available for graduation.
- “Graduates Available for Employment” means the number of graduates minus the number of graduates unavailable for employment.
- “Graduates Unavailable for Employment” means the graduate who, after graduation, dies, become incarcerated, are called to active military duty, are international students that leave the United States or do not have a visa allowing employment in the United States, or are continuing their education in an accredited or bureau-approved postsecondary institution.
- “Graduates employed in the Field” means a graduate who beginning within six months after a student completes the applicable educational program are gainfully employed, whose employment has been reported, and for whom the institution has documented verification of employment. For occupations for which the state requires passing an examination, the six months period begins after the announcement of the examination results for the first examination available after a student completes an applicable educational program.
- “Placement Rate Employed in the Field” is calculated by dividing the number of graduates gainfully employed in the field by the number of graduates available for employment.
- “Number of Graduates Taking Exam” is the number of graduates who took the first available exam in the reported calendar year.
- “First Available Exam Date” is the date for the first available exam after a student completed a program.
- “Passage Rate” is calculated by dividing the number of graduates who passed the exam by the number of graduates who took the reported licensing exam.
- “Number Who Passed First Available Exam” is the number of graduates who took and passed the first available licensing exam after completing the program.
- “Salary” is as reported by graduate or graduate’s employer.
- “No Salary Information Reported” is the number of graduates for whom, after making reasonable attempts, the school was not able to obtain salary information.

STUDENT'S RIGHT TO CANCEL

The student shall have the right to cancel an agreement for a program of instruction including any equipment, until midnight of the fifth business day after the day on which the student did any of the following: attended the first class of the program of instruction; received a copy of the notice of cancellation; and received a copy of the agreement and the disclosures.


If the institution gave the student any equipment, the student shall return the equipment within 30 days following the date of the Notice of Cancellation. If the student fails to return the equipment within this 30 day-period, the institution may retain that portion of the consideration paid by the student equal to the documented cost to the institution of the equipment and shall refund the portion of the consideration exceeding the documented cost to the institution of the equipment within 10 days after the period within which the student is required to return the equipment. The student may retain the equipment without further obligation to pay for it.

To cancel the contract for school mail or deliver a signed and dated copy of cancellation notice, or any other written notice or send a telegram to:

Homestead Schools, Inc.
23800 Hawthorne Blvd. Suite 200
Torrance, CA 90505

Student's Initials: _____ **Date:** _____

Initial only after you have had sufficient time to read and understand the information.



HOMESTEAD SCHOOLS, INC.
 23800 HAWTHORNE BLVD., SUITE 200
 TORRANCE, CA 90505
 Tel. (310) 791-9975 / Fax (310) 791-0135

**SCHOOL PERFORMANCE FACT SHEET
 CALENDAR YEARS 2021 & 2022**

**PROGRAM NAME: MEDICAL ASSISTING
 PROGRAM LENGTH: 720 Hours**

On-Time Completion Rates: (Graduation Rates)

Calendar Year	Number of Students Who Began Program	Students Available for Graduation	Number of on-time Graduates	On-time Completion Rate
2021	2	2	1	50%
2022	2	3	2	67%

Student's Initials: _____ Date: _____

Initial only after you have had sufficient time to read and understand the information.

Job Placement Rates (includes data for the two calendar years prior to reporting)

Calendar Year	Number of Student Who Began Program	Number of Graduate	Graduates Available for Employment	Graduates Employed in the Field	Placement Rate Employed in the Field
2021	2	1	1	1	100%
2022	2	2	2	2	100%

You may obtain from the institution a list of the employment positions determined to be in the field for which a student received education and training. Students can obtain this information from the Director of Admissions by requesting the information in writing.

Gainfully Employed Categories (includes data for the two calendar years prior to reporting)

Part Time vs. Full Time Employment

Calendar Year	Graduates Employed in the Field 20 to 29 Hours Per Week	Graduates Employed in the Field at Least 30 Hours Per Week	Total Graduates Employed in the Field
2021	0	1	1
2022	1	1	2

Single Position vs. Concurrent Aggregated Positions

Calendar Year	Graduates Employed in the Field in the Single Position	Graduates Employed in the Field in Concurrent Aggregated Positions	Total Graduates Employed in the Field
2021	0	0	1
2022	2	0	2

Self-Employed/Freelance Positions

Calendar Year	Graduates Employed who are Self-Employed or Working Freelance	Total Graduates Employed in the Field
2021	0	1
2022	0	2

Institutional Employment

Calendar Year	Graduates Employed in the Field who are Employed by the Institution, an Employer Owned by the Institution, or an Employer who Shares Ownership with the Institution	Total Graduates Employed in the Field
2021	0	1
2022	0	2

Student's Initials: _____ **Date:** _____
Initial only after you have had sufficient time to read and understand the information.

IF the majority of graduates from this program obtain jobs in self-employment or freelance work add:

This program may result in freelance or self-employment.

- The work available to graduates of this program is usually for freelance or self-employment.
- This type of work may not be consistent.
- The period of employment can range from one day to weeks to several months.
- Hours worked in a day or week may be more or less than the traditional 8 hour work day or 40 hour work week.
- You can expect to spend unpaid time expanding your networks, advertising, promoting your services, or honing your skills.
- Once graduates begin to work freelance or are self-employed, they will be asked to provide documentation that they are employed as such so that they may be counted as placed for our job placement records.
- Students initialing this disclosure understand that either a majority or all of this school's graduates are employed in this manner and understand what comprises this work style.

Student's Initials: _____ Date: _____

Only initial after you have had sufficient time to read and understand the information.

License Examination Passage Rates
(includes data for the two calendar years prior to reporting)

Calendar Year	Number of Graduates in Calendar Year	Number of Graduates Taking Exam	Number Who Passed First Available Exam	Number Who Failed First Available Exam	Passage Rate
2021	1	NA	NA	NA	NA
2022	2	NA	NA	NA	NA

Licensure Examination passage data is not available from the state agency administering the examination. We are unable to collect data from 2 graduates.

Student's Initials: _____ Date: _____

Initial only after you have had sufficient time to read and understand the information.

Salary and Wage Information
(includes data for the two calendar years prior to reporting)

Annual Salary and Wages Reported for Graduates Employed in the Field.

Calendar Year	Graduates Available for Employment	Graduates Employed in Field	\$0 -	\$5,001 -	\$10,001 -	\$15,001 -
			\$5,000	\$10,000	\$15,000	\$20,000
2021	1	1	0	0	0	0
2022	2	2	0	0	0	0

Calendar Year	\$20,001 -	\$25,001 -	\$30,001 -	\$35,001 -	\$40,001 -	\$45,001 -	\$50,001 -
	\$25,000	\$30,000	\$35,000	\$40,000	\$45,000	\$50,000	\$55,000
2021	0	0	1	0	0	0	0
2022	0	0	0	0	2	0	0

Calendar Year	\$55,001 -	\$60,001 -	\$65,001 -	\$70,001 -	\$75,001 -	\$80,001 -	\$85,001 -
	\$60,000	\$65,000	\$70,000	\$75,000	\$80,000	\$85,000	\$90,000
2021	0	0	0	0	0	0	0
2022	0	0	0	0	0	0	0

Calendar Year	\$90,001 -	\$95,001 -	Over \$100,000	No Salary Information Reported
	\$95,000	\$100,000		
2021	0	0	0	0
2022	0	0	0	0

A list of sources used to substantiate salary disclosures is available from the school. Students can obtain this information from the Director of Admissions by requesting the information in writing.

Student's Initials: _____ Date: _____

Initial only after you have had sufficient time to read and understand the information.

Cost of Educational Program

Total charges for the program for students completing on-time in 2021: **\$10,000.00.**

Total charges may be higher for students that do not complete on time.

Total charges for the program for students completing on-time in 2022: **\$10,000.00.**

Total charges may be higher for students that do not complete on time.

Student's Initials: _____ Date: _____

Initial only after you have had sufficient time to read and understand the information.

Federal Student Loan Debt

Calendar Year	Most recent three year cohort default rate, as reported by the United State Department of Education. ¹	The percentage of enrolled students in 2021/2022 receiving federal student loans to pay for this program.	The percentage of graduates in 2021/2022 who took out federal student loans to pay for this program.	The average amount of federal student loan debt of 2021/2022 graduates who took out federal student loans at this institution.
2021	2.9	0%	0%	NA
2022	2.9	0%	0%	NA

¹The percentage of students who defaulted on their federal student loans is called the Cohort Default Rate (CDR). It shows the percentage of this school's students who were more than 270 days (9 months) behind on their federal student loans within three years of when the first payment was due. This is the most recent CDR reported by the U.S. Department of Education.

Student's Initials: _____ Date: _____

Initial only after you have had sufficient time to read and understand the information.

This fact sheet is filed with the Bureau for Private Postsecondary Education. Regardless of any information you may have relating to completion rates, placement rates, starting salaries, or license exam passage rates, this fact sheet contains the information as calculated pursuant to state law.

Any questions a student may have regarding this fact sheet that have not been satisfactorily answered by the institution may be directed to the Bureau for Private Postsecondary Education at 1747 N. Market Blvd, Suite 225, Sacramento, CA 95834, www.bppe.ca.gov, toll-free telephone number (888) 370-7589 or by fax (916) 263-1897.

Student Name - Print

Student Signature

School Official

Date

Date

Definitions

- “Number of Students Who Began the Program” means the number of students who began a program who were scheduled to complete the program within 100% of the published program length within the reporting calendar year and excludes all students who cancelled during the cancellation period.
- “Students Available for Graduation” is the number of students who began the program minus the number of students who have died, been incarcerated, or been called to active military duty.
- “Number of On-time Graduates” is the number of students who completed the program within 100% of the published program length within the reporting calendar year.
- “On-time Completion Rate” is the number of on-time graduates divided by the number of students available for graduation.
- “150% Graduates” is the number of students who completed the program within 150% of the program length (includes on-time graduates).
- “150% Completion Rate” is the number of students who completed the program in the reported calendar year within 150% of the published program length, including on-time graduates, divided by the number of students available for graduation.
- “Graduates Available for Employment” means the number of graduates minus the number of graduates unavailable for employment.
- “Graduates Unavailable for Employment” means the graduate who, after graduation, dies, become incarcerated, are called to active military duty, are international students that leave the United States or do not have a visa allowing employment in the United States, or are continuing their education in an accredited or bureau-approved postsecondary institution.
- “Graduates employed in the Field” means a graduate who beginning within six months after a student completes the applicable educational program are gainfully employed, whose employment has been reported, and for whom the institution has documented verification of employment. For occupations for which the state requires passing an examination, the six months period begins after the announcement of the examination results for the first examination available after a student completes an applicable educational program.
- “Placement Rate Employed in the Field” is calculated by dividing the number of graduates gainfully employed in the field by the number of graduates available for employment.
- “Number of Graduates Taking Exam” is the number of graduates who took the first available exam in the reported calendar year.
- “First Available Exam Date” is the date for the first available exam after a student completed a program.
- “Passage Rate” is calculated by dividing the number of graduates who passed the exam by the number of graduates who took the reported licensing exam.
- “Number Who Passed First Available Exam” is the number of graduates who took and passed the first available licensing exam after completing the program.
- “Salary” is as reported by graduate or graduate’s employer.
- “No Salary Information Reported” is the number of graduates for whom, after making reasonable attempts, the school was not able to obtain salary information.

“STUDENT’S RIGHT TO CANCEL”

The student shall have the right to cancel an agreement for a program of instruction including any equipment, until midnight of the fifth business day after the day on which the student did any of the following: attended the first class of the program of instruction; received a copy of the notice of cancellation; and received a copy of the agreement and the disclosures.


If the institution gave the student any equipment, the student shall return the equipment within 30 days following the date of the Notice of Cancellation. If the student fails to return the equipment within this 30 day-period, the institution may retain that portion of the consideration paid by the student equal to the documented cost to the institution of the equipment and shall refund the portion of the consideration exceeding the documented cost to the institution of the equipment within 10 days after the period within which the student is required to return the equipment. The student may retain the equipment without further obligation to pay for it.

To cancel the contract for school mail or deliver a signed and dated copy of cancellation notice, or any other written notice or send a telegram to:

Homestead Schools, Inc.
23800 Hawthorne Blvd. Suite 200
Torrance, CA 90505

Student’s Initials: _____ **Date:** _____

Initial only after you have had sufficient time to read and understand the information.



HOMESTEAD SCHOOLS, INC.
 23800 HAWTHORNE BLVD., SUITE 200
 TORRANCE, CA 90505
 Tel. (310) 791-9975 / Fax (310) 791-0135

**SCHOOL PERFORMANCE FACT SHEET
 CALENDAR YEARS 2021 & 2022**

**PROGRAM NAME: NURSE ASSISTANT
 PROGRAM LENGTH: 165 Hours**

On-Time Completion Rates: (Graduation Rates)

Calendar Year	Number of Students Who Began Program	Students Available for Graduation	Number of on-time Graduates	On-time Completion Rate
2021	13	11	11	100%
2022	0	0	NA	NA

Student's Initials: _____ Date: _____

Initial only after you have had sufficient time to read and understand the information.

Job Placement Rates (includes data for the two calendar years prior to reporting)

Calendar Year	Number of Student Who Began Program	Number of Graduate	Graduates Available for Employment	Graduates Employed in the Field	Placement Rate Employed in the Field
2021	11	11	11	9	82%
2022	0	0	NA	NA	NA

You may obtain from the institution a list of the employment positions determined to be in the field for which a student received education and training. Students can obtain this information from the Director of Admissions by requesting the information in writing.

Gainfully Employed Categories (includes data for the two calendar years prior to reporting)

Part Time vs. Full Time Employment

Calendar Year	Graduates Employed in the Field 20 to 29 Hours Per Week	Graduates Employed in the Field at Least 30 Hours Per Week	Total Graduates Employed in the Field
2021	0	9	9
2022	NA	NA	NA

Single Position vs. Concurrent Aggregated Positions

Calendar Year	Graduates Employed in the Field in the Single Position	Graduates Employed in the Field in Concurrent Aggregated Positions	Total Graduates Employed in the Field
2021	9	0	9
2022	NA	NA	NA

Self-Employed/Freelance Positions

Calendar Year	Graduates Employed who are Self-Employed or Working Freelance	Total Graduates Employed in the Field
2021	0	9
2022	NA	NA

Institutional Employment

Calendar Year	Graduates Employed in the Field who are Employed by the Institution, an Employer Owned by the Institution, or an Employer who Shares Ownership with the Institution	Total Graduates Employed in the Field
2021	0	9
2022	NA	NA

Student's Initials: _____

Date: _____

Initial only after you have had sufficient time to read and understand the information.

IF the majority of graduates from this program obtain jobs in self-employment or freelance work add:

This program may result in freelance or self-employment.

- The work available to graduates of this program is usually for freelance or self-employment.
- This type of work may not be consistent.
- The period of employment can range from one day to weeks to several months.
- Hours worked in a day or week may be more or less than the traditional 8 hour work day or 40 hour work week.
- You can expect to spend unpaid time expanding your networks, advertising, promoting your services, or honing your skills.
- Once graduates begin to work freelance or are self-employed, they will be asked to provide documentation that they are employed as such so that they may be counted as placed for our job placement records.
- Students initialing this disclosure understand that either a majority or all of this school's graduates are employed in this manner and understand what comprises this work style.

Student's Initials: _____ Date: _____

Only initial after you have had sufficient time to read and understand the information.

License Examination Passage Rates
(includes data for the two calendar years prior to reporting)

Calendar Year	Number of Graduates in Calendar Year	Number of Graduates Taking Exam	Number Who Passed First Available Exam	Number Who Failed First Available Exam	Passage Rate
2021	11	11	9	2	82%
2022	0	NA	NA	NA	NA

Licensure Examination passage data is not available from the state agency administering the examination. We are unable to collect data from 0 graduates.

Student's Initials: _____ Date: _____

Initial only after you have had sufficient time to read and understand the information.

Salary and Wage Information
(includes data for the two calendar years prior to reporting)

Annual Salary and Wages Reported for Graduates Employed in the Field.

Calendar Year	Graduates Available for Employment	Graduates Employed in Field	\$0	\$5,001	\$10,001	\$15,001
			- \$5,000	- \$10,000	- \$15,000	- \$20,000
2021	11	9	0	0	0	0
2022	0	0	NA	NA	NA	NA

Calendar Year	\$20,001	\$25,001	\$30,001	\$35,001	\$40,001	\$45,001	\$50,001
	- \$25,000	- \$30,000	- \$35,000	- \$40,000	- \$45,000	- \$50,000	- \$55,000
2021	0	0	7	1	0	1	0
2022	NA	NA	NA	NA	NA	NA	NA

Calendar Year	\$55,001	\$60,001	\$65,001	\$70,001	\$75,001	\$80,001	\$85,001
	- \$60,000	- \$65,000	- \$70,000	- \$75,000	- \$80,000	- \$85,000	- \$90,000
2021	0	0	0	0	0	0	0
2022	NA	NA	NA	NA	NA	NA	NA

Calendar Year	\$90,001	\$95,001	Over \$100,000	No Salary Information Reported
	- \$95,000	- \$100,000		
2021	0	0	0	0
2022	NA	NA	NA	NA

A list of sources used to substantiate salary disclosures is available from the school. Students can obtain this information from the Director of Admissions by requesting the information in writing.

Student's Initials: _____ **Date:** _____

Initial only after you have had sufficient time to read and understand the information.

Cost of Educational Program

Total charges for the program for students completing on-time in 2021: **\$995.00**

Total charges may be higher for students that do not complete on time.

Total charges for the program for students completing on-time in 2022: **\$1095.00**

Total charges may be higher for students that do not complete on time.

Student's Initials: _____ **Date:** _____

Initial only after you have had sufficient time to read and understand the information.

Federal Student Loan Debt

HOMESTEAD SCHOOLS, INC is eligible, but chooses not to participate in federal student aid programs. Therefore, students who attend this institution do not have federal student loans.

Student's Initials: _____ **Date:** _____

Initial only after you have had sufficient time to read and understand the information.

This fact sheet is filed with the Bureau for Private Postsecondary Education. Regardless of any information you may have relating to completion rates, placement rates, starting salaries, or license exam passage rates, this fact sheet contains the information as calculated pursuant to state law.

Any questions a student may have regarding this fact sheet that have not been satisfactorily answered by the institution may be directed to the Bureau for Private Postsecondary Education at 1747 N. Market Blvd, Suite 225, Sacramento, CA 95834, www.bppe.ca.gov, toll-free telephone number (888) 370-7589 or by fax (916) 263-1897.

Student Name - Print

Student Signature

Date

School Official

Date

Definitions

- “Number of Students Who Began the Program” means the number of students who began a program who were scheduled to complete the program within 100% of the published program length within the reporting calendar year and excludes all students who cancelled during the cancellation period.
- “Students Available for Graduation” is the number of students who began the program minus the number of students who have died, been incarcerated, or been called to active military duty.
- “Number of On-time Graduates” is the number of students who completed the program within 100% of the published program length within the reporting calendar year.
- “On-time Completion Rate” is the number of on-time graduates divided by the number of students available for graduation.
- “150% Graduates” is the number of students who completed the program within 150% of the program length (includes on-time graduates).
- “150% Completion Rate” is the number of students who completed the program in the reported calendar year within 150% of the published program length, including on-time graduates, divided by the number of students available for graduation.
- “Graduates Available for Employment” means the number of graduates minus the number of graduates unavailable for employment.
- “Graduates Unavailable for Employment” means the graduate who, after graduation, dies, become incarcerated, are called to active military duty, are international students that leave the United States or do not have a visa allowing employment in the United States, or are continuing their education in an accredited or bureau-approved postsecondary institution.
- “Graduates employed in the Field” means a graduate who beginning within six months after a student completes the applicable educational program are gainfully employed, whose employment has been reported, and for whom the institution has documented verification of employment. For occupations for which the state requires passing an examination, the six months period begins after the announcement of the examination results for the first examination available after a student completes an applicable educational program.
- “Placement Rate Employed in the Field” is calculated by dividing the number of graduates gainfully employed in the field by the number of graduates available for employment.
- “Number of Graduates Taking Exam” is the number of graduates who took the first available exam in the reported calendar year.
- “First Available Exam Date” is the date for the first available exam after a student completed a program.
- “Passage Rate” is calculated by dividing the number of graduates who passed the exam by the number of graduates who took the reported licensing exam.
- “Number Who Passed First Available Exam” is the number of graduates who took and passed the first available licensing exam after completing the program.
- “Salary” is as reported by graduate or graduate’s employer.
- “No Salary Information Reported” is the number of graduates for whom, after making reasonable attempts, the school was not able to obtain salary information.

“STUDENT’S RIGHT TO CANCEL”

The student shall have the right to cancel an agreement for a program of instruction including any equipment, until midnight of the fifth business day after the day on which the student did any of the following: attended the first class of the program of instruction; received a copy of the notice of cancellation; and received a copy of the agreement and the disclosures.


If the institution gave the student any equipment, the student shall return the equipment within 30 days following the date of the Notice of Cancellation. If the student fails to return the equipment within this 30 day-period, the institution may retain that portion of the consideration paid by the student equal to the documented cost to the institution of the equipment and shall refund the portion of the consideration exceeding the documented cost to the institution of the equipment within 10 days after the period within which the student is required to return the equipment. The student may retain the equipment without further obligation to pay for it.

To cancel the contract for school mail or deliver a signed and dated copy of cancellation notice, or any other written notice or send a telegram to:

Homestead Schools, Inc.
23800 Hawthorne Blvd. Suite 200
Torrance, CA 90505

Student’s Initials: _____ **Date:** _____

Initial only after you have had sufficient time to read and understand the information.



HOMESTEAD SCHOOLS, INC.
 23800 HAWTHORNE BLVD., SUITE 200
 TORRANCE, CA 90505
 Tel. (310) 791-9975 / Fax (310) 791-0135

SCHOOL PERFORMANCE FACT SHEET CALENDAR YEARS 2021 & 2022

PROGRAM NAME: HOME HEALTH AIDE
PROGRAM LENGTH: 40 Hours

On-Time Completion Rates: (Graduation Rates)

Calendar Year	Number of Students Who Began Program	Students Available for Graduation	Number of on-time Graduates	On-time Completion Rate
2021	2	2	2	100%
2022	0	0	NA	NA

Student's Initials: _____ Date: _____

Initial only after you have had sufficient time to read and understand the information.

Job Placement Rates (includes data for the two calendar years prior to reporting)

Calendar Year	Number of Student Who Began Program	Number of Graduate	Graduates Available for Employment	Graduates Employed in the Field	Placement Rate Employed in the Field
2021	2	2	2	2	100%
2022	0	0	0	NA	NA

You may obtain from the institution a list of the employment positions determined to be in the field for which a student received education and training. Students can obtain this information from the Director of Admissions by requesting the information in writing.

Gainfully Employed Categories (includes data for the two calendar years prior to reporting)

Part Time vs. Full Time Employment

Calendar Year	Graduates Employed in the Field 20 to 29 Hours Per Week	Graduates Employed in the Field at Least 30 Hours Per Week	Total Graduates Employed in the Field
2021	0	2	2
2022	NA	NA	NA

Single Position vs. Concurrent Aggregated Positions

Calendar Year	Graduates Employed in the Field in the Single Position	Graduates Employed in the Field in Concurrent Aggregated Positions	Total Graduates Employed in the Field
2021	2	0	2
2022	NA	NA	NA

Self-Employed/Freelance Positions

Calendar Year	Graduates Employed who are Self-Employed or Working Freelance	Total Graduates Employed in the Field
2021	0	2
2022	NA	NA

Institutional Employment

Calendar Year	Graduates Employed in the Field who are Employed by the Institution, an Employer Owned by the Institution, or an Employer who Shares Ownership with the Institution	Total Graduates Employed in the Field
2021	0	0
2022	NA	NA

Student's Initials: _____ **Date:** _____

Initial only after you have had sufficient time to read and understand the information.

IF the majority of graduates from this program obtain jobs in self-employment or freelance work add:

This program may result in freelance or self-employment.

- The work available to graduates of this program is usually for freelance or self-employment.
- This type of work may not be consistent.
- The period of employment can range from one day to weeks to several months.
- Hours worked in a day or week may be more or less than the traditional 8 hour work day or 40 hour work week.
- You can expect to spend unpaid time expanding your networks, advertising, promoting your services, or honing your skills.
- Once graduates begin to work freelance or are self-employed, they will be asked to provide documentation that they are employed as such so that they may be counted as placed for our job placement records.
- Students initialing this disclosure understand that either a majority or all of this school's graduates are employed in this manner and understand what comprises this work style.

Student's Initials: _____ Date: _____

Only initial after you have had sufficient time to read and understand the information.

License Examination Passage Rates
(includes data for the two calendar years prior to reporting)

Calendar Year	Number of Graduates in Calendar Year	Number of Graduates Taking Exam	Number Who Passed First Available Exam	Number Who Failed First Available Exam	Passage Rate
2021	2	NA	NA	NA	NA
2022	0	NA	NA	NA	NA

Licensure Examination passage data is not available from the state agency administering the examination. We are unable to collect data from 0 graduates.

Student's Initials: _____ Date: _____

Initial only after you have had sufficient time to read and understand the information.

Salary and Wage Information
(includes data for the two calendar years prior to reporting)

Annual Salary and Wages Reported for Graduates Employed in the Field.

Calendar Year	Graduates Available for Employment	Graduates Employed in Field	\$0 -	\$5,001 -	\$10,001 -	\$15,001 -
			\$5,000	\$10,000	\$15,000	\$20,000
2021	2	2	0	0	0	0
2022	0	0	NA	NA	NA	NA

Calendar Year	\$20,001 -	\$25,001 -	\$30,001 -	\$35,001 -	\$40,001 -	\$45,001 -	\$50,001 -
	\$25,000	\$30,000	\$35,000	\$40,000	\$45,000	\$50,000	\$55,000
2021	0	0	1	1	0	0	0
2022	NA	NA	NA	NA	NA	NA	NA

Calendar Year	\$55,001 -	\$60,001 -	\$65,001 -	\$70,001 -	\$75,001 -	\$80,001 -	\$85,001 -
	\$60,000	\$65,000	\$70,000	\$75,000	\$80,000	\$85,000	\$90,000
2021	0	0	0	0	0	0	0
2022	NA	NA	NA	NA	NA	NA	NA

Calendar Year	\$90,001 -	\$95,001 -	Over \$100,000	No Salary Information Reported
	\$95,000	\$100,000		
2021	0	0	0	0
2022	NA	NA	NA	NA

A list of sources used to substantiate salary disclosures is available from the school. Students can obtain this information from the Director of Admissions by requesting the information in writing.

Student's Initials: _____ Date: _____

Initial only after you have had sufficient time to read and understand the information.

Cost of Educational Program

Total charges for the program for students completing on-time in 2021: **\$350.00**

Total charges may be higher for students that do not complete on time.

Total charges for the program for students completing on-time in 2022: **\$350.00**

Total charges may be higher for students that do not complete on time.

Student's Initials: _____ **Date:** _____

Initial only after you have had sufficient time to read and understand the information.

Federal Student Loan Debt

HOMESTEAD SCHOOLS, INC is eligible, but chooses not to participate in federal student aid programs. Therefore, students who attend this institution do not have federal student loans.

Student's Initials: _____ **Date:** _____

Initial only after you have had sufficient time to read and understand the information.

This fact sheet is filed with the Bureau for Private Postsecondary Education. Regardless of any information you may have relating to completion rates, placement rates, starting salaries, or license exam passage rates, this fact sheet contains the information as calculated pursuant to state law.

Any questions a student may have regarding this fact sheet that have not been satisfactorily answered by the institution may be directed to the Bureau for Private Postsecondary Education at 1747 N. Market Blvd, Suite 225, Sacramento, CA 95834, www.bppe.ca.gov, toll-free telephone number (888) 370-7589 or by fax (916) 263-1897.

Student Name - Print

Student Signature

Date

School Official

Date

Definitions

- “Number of Students Who Began the Program” means the number of students who began a program who were scheduled to complete the program within 100% of the published program length within the reporting calendar year and excludes all students who cancelled during the cancellation period.
- “Students Available for Graduation” is the number of students who began the program minus the number of students who have died, been incarcerated, or been called to active military duty.
- “Number of On-time Graduates” is the number of students who completed the program within 100% of the published program length within the reporting calendar year.
- “On-time Completion Rate” is the number of on-time graduates divided by the number of students available for graduation.
- “150% Graduates” is the number of students who completed the program within 150% of the program length (includes on-time graduates).
- “150% Completion Rate” is the number of students who completed the program in the reported calendar year within 150% of the published program length, including on-time graduates, divided by the number of students available for graduation.
- “Graduates Available for Employment” means the number of graduates minus the number of graduates unavailable for employment.
- “Graduates Unavailable for Employment” means the graduate who, after graduation, dies, become incarcerated, are called to active military duty, are international students that leave the United States or do not have a visa allowing employment in the United States, or are continuing their education in an accredited or bureau-approved postsecondary institution.
- “Graduates employed in the Field” means a graduate who beginning within six months after a student completes the applicable educational program are gainfully employed, whose employment has been reported, and for whom the institution has documented verification of employment. For occupations for which the state requires passing an examination, the six months period begins after the announcement of the examination results for the first examination available after a student completes an applicable educational program.
- “Placement Rate Employed in the Field” is calculated by dividing the number of graduates gainfully employed in the field by the number of graduates available for employment.
- “Number of Graduates Taking Exam” is the number of graduates who took the first available exam in the reported calendar year.
- “First Available Exam Date” is the date for the first available exam after a student completed a program.
- “Passage Rate” is calculated by dividing the number of graduates who passed the exam by the number of graduates who took the reported licensing exam.
- “Number Who Passed First Available Exam” is the number of graduates who took and passed the first available licensing exam after completing the program.
- “Salary” is as reported by graduate or graduate’s employer.
- “No Salary Information Reported” is the number of graduates for whom, after making reasonable attempts, the school was not able to obtain salary information.

“STUDENT’S RIGHT TO CANCEL”

The student shall have the right to cancel an agreement for a program of instruction including any equipment, until midnight of the fifth business day after the day on which the student did any of the following: attended the first class of the program of instruction; received a copy of the notice of cancellation; and received a copy of the agreement and the disclosures.

If the institution gave the student any equipment, the student shall return the equipment within 30 days following the date of the Notice of Cancellation. If the student fails to return the equipment within this 30 day-period, the institution may retain that portion of the consideration paid by the student equal to the documented cost to the institution of the equipment and shall refund the portion of the consideration exceeding the documented cost to the institution of the equipment within 10 days after the period within which the student is required to return the equipment. The student may retain the equipment without further obligation to pay for it.

To cancel the contract for school mail or deliver a signed and dated copy of cancellation notice, or any other written notice or send a telegram to:

Homestead Schools, Inc.
23800 Hawthorne Blvd. Suite 200
Torrance, CA 90505

Student’s Initials: _____ **Date:** _____

Initial only after you have had sufficient time to read and understand the information.