



SCHOOL PERFORMANCE FACT SHEET
CALENDAR YEARS 2022 TO 2023

MASTER OF ARTS IN COUNSELING PSYCHOLOGY – 3 YEARS

On-Time Completion Rates (Graduation Rates)

Includes data for the two calendar years prior to reporting

| Calendar Year | Number of Students Who Began the Program | Students Available for Graduation | Number of On-Time Graduates | On-Time Completion Rate |
|---------------|--|-----------------------------------|-----------------------------|-------------------------|
| 2022 | 9 | 0 | 0 | 0 |
| 2023 | 19 | 0 | 0 | 0 |

Student's Initials: _____ Date: _____

Initial only after you have had sufficient time to read and understand the information.

Students Completing Within 150% of the Published Program Length

Includes data for the two calendar years prior to reporting

| Calendar Year | Number of Students Who Began the Program | Students Available for Graduation | 150% Graduates | 150% Completion Rate |
|---------------|--|-----------------------------------|----------------|----------------------|
| 2022 | 9 | 0 | 0 | 0 |
| 2023 | 19 | 0 | 0 | 0 |

Student's Initials: _____ Date: _____

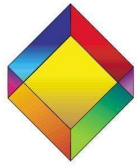
Initial only after you have had sufficient time to read and understand the information.

Job Placement Rates

Includes data for the two calendar years prior to reporting

| Calendar Year | Number of Students Who Began the Program | Number of Graduates | Graduates Available for Employment | Graduates Employed in the Field | Placement Rate % Employed in the Field |
|---------------|--|---------------------|------------------------------------|---------------------------------|--|
| 2022 | 9 | 0 | 0 | 0 | N/A |
| 2023 | 19 | 0 | 0 | 0 | N/A |

You may obtain from the institution a list of the employment positions determined to be in the field for which a student received education and training. <https://www.onetonline.org/link/summary/21-1013.00> <https://www.onetonline.org/link/summary/21-1014.00>



Gainfully Employed Categories *(Includes data for the two calendar years prior to reporting)*

Part-Time vs. Full-Time Employment

| Calendar Year | Graduates Employed in the Field 20-29 Hours Per Week | Graduates Employed in the Field at least 30 Hours Per Week | Total Graduates Employed in the Field |
|---------------|--|--|---------------------------------------|
| 2022 | 0 | 0 | 0 |
| 2023 | 0 | 0 | 0 |

Single Position vs. Concurrent Aggregated Position

| Calendar Year | Graduates Employed in the Field in a Single Position | Graduates Employed in the Field in Concurrent Aggregated Positions | Total Graduates Employed in the Field |
|---------------|--|--|---------------------------------------|
| 2022 | 0 | 0 | 0 |
| 2023 | 0 | 0 | 0 |

Self-Employed / Freelance Positions

| Calendar Year | Graduates Employed who are Self-Employed or Working Freelance | Total Graduates Employed in the Field |
|---------------|---|---------------------------------------|
| 2022 | 0 | 0 |
| 2023 | 0 | 0 |

Institutional Employment

| Calendar Year | Graduates Employed in the Field who are Employed by the Institution, an Employer Owned by the Institution, or an Employer who Shares Ownership with the Institution | Total Graduates Employed in the Field |
|---------------|---|---------------------------------------|
| 2022 | 0 | 0 |
| 2023 | 0 | 0 |

Student's Initials: _____ Date: _____

Initial only after you have had sufficient time to read and understand the information.



This program may result in freelance or self-employment.

- The work available to graduates of this program is usually for freelance or self-employment.
- This type of work may not be consistent.
- The period of employment can range from one day to weeks to several months.
- Hours worked in a day or week may be more or less than the traditional 8 hour work day or 40 hour work week.
- You can expect to spend unpaid time expanding your networks, advertising, promoting your services, or honing your skills.
- Once graduates begin to work freelance or are self-employed, they will be asked to provide documentation that they are employed as such so that they may be counted as placed for our job placement records.
- Students initialing this disclosure understand that either a majority or all of this school's graduates are employed in this manner and understand what comprises this work style.

Student's Initials: _____ Date: _____

Initial only after you have had sufficient time to read and understand the information.

License Examination Passage Rates

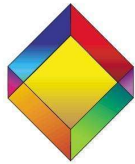
Includes data for the two calendar years prior to reporting

| Calendar Year | Number of Graduates in Calendar Year | Number of Graduates Taking Exam | Number Who Passed First Available Exam | Number Who Failed First Available Exam | Passage Rate |
|---------------|--------------------------------------|---------------------------------|--|--|--------------|
| 2022 | 0 | 0 | 0 | 0 | 0 |
| 2023 | 0 | 0 | 0 | 0 | 0 |

Licensure examination passage data is not available from the state agency administering the examination. We are unable to collect data from _____ graduates.

Student's Initials: _____ Date: _____

Initial only after you have had sufficient time to read and understand the information.



Salary & Wage Information

Includes data for the two calendar years prior to reporting

| Calendar Year | Graduates Available for Employment | Graduates Employed in the Field | \$20,001 - \$25,000 | \$25,001 - \$35,000 | \$35,001 - \$40,000 | \$40,001 - \$45,000 | \$45,001 - \$50,000 | No Salary Info Reported |
|---------------|------------------------------------|---------------------------------|---------------------|---------------------|---------------------|---------------------|---------------------|-------------------------|
| 2022 | 0 | 0 | 0 | 0 | 0 | 0 | 0 | 0 |
| 2023 | 0 | 0 | 0 | 0 | 0 | 0 | 0 | 0 |

A list of sources used to substantiate salary disclosures is available from the school.

<https://www.onetonline.org/link/summary/21-1013.00> <https://www.onetonline.org/link/summary/21-1014.00>

Student's Initials: _____ Date: _____

Initial only after you have had sufficient time to read and understand the information.

Cost of Educational Program

Total charges for the program for students completing on-time in 2022 \$ 20,730.

Total charges for the program for students completing on-time in 2023 \$ 20,730.

Additional charges may be incurred if the program is not completed on-time.

Student's Initials: _____ Date: _____

Initial only after you have had sufficient time to read and understand the information.

Federal Student Loan Debt

Students at Rhombus University are not eligible for federal student loans. This institution does not participate in Title IV programs which regulate federal student loans.

Student's Initials: _____ Date: _____

Initial only after you have had sufficient time to read and understand the information.



RHOMBUS UNIVERSITY

Rhombus University

8050 La Mesa Boulevard, La Mesa, CA 91942
(858) 848-1766 www.rhombusuniversity.com

This Fact Sheet is filed with the Bureau for Private Postsecondary Education. Regardless of any information you may have relating to completion rates, placement rates, starting salaries, or license exam passage rates, this Fact Sheet contains the information as calculated pursuant to state law.

Any questions a student may have regarding this fact sheet that have not been satisfactorily answered by the institution may be directed to the Bureau for Private Postsecondary Education at 1747 N. Market Boulevard, Ste 225, Sacramento, CA 95834, www.bppe.ca.gov, toll-free telephone number (888) 370-7589 or by fax (916) 263-1897.

Student's Name (print)

Student's Signature

Date

School Official

Date

Definitions

"Number of Students Who Began the Program" means the number of students who began a program who were scheduled to complete the program within 100% of the published program length within the reporting calendar year and excludes all students who cancelled during the cancellation period.

"Students Available for Graduation" is the number of students who began the program minus the number of students who have died, been incarcerated, or been called to active military duty.

"Number of On-Time Graduates" is the number of students who completed the program within 100% of the published program length within the reporting calendar year.

"On-Time Completion Rate" is the number of on-time graduates divided by the number of students available for graduation.

"150% Graduates" is the number of students who completed the program within 150% of the program length (includes on-time graduates).

"150% Completion Rate" is the number of students who completed the program in the reported calendar year within 150% of the published program length, including on-time graduates, divided by the number of students available for graduation.



Definitions

“Graduates Available for Employment” means the number of graduates minus the number of graduates unavailable for employment.

“Graduates Unavailable for Employment” means the graduates who, after graduation, die, become incarcerated, are called to active military duty, are international students that leave the United States or do not have a visa allowing employment in the United States, or are continuing their education in an accredited or bureau-approved postsecondary institution.

“Graduates Employed in the Field” means graduates who beginning within six months after a student completes the applicable educational program are gainfully employed, whose employment has been reported, and for whom the institution has documented verification of employment. For occupations for which the state requires passing an examination, the six months period begins after the announcement of the examination results for the first examination available after a student completes an applicable educational program.

“Placement Rate Employed in the Field” is calculated by dividing the number of graduates gainfully employed in the field by the number of graduates available for employment.

“Number of Graduates Taking Exam” is the number of graduates who took the first available exam in the reported calendar year.

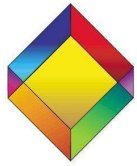
“First Available Exam Date” is the date for the first available exam after a student completed a program.

“Passage Rate” is calculated by dividing the number of graduates who passed the exam by the number of graduates who took the reported licensing exam.

“Number Who Passed First Available Exam” is the number of graduates who took and passed the first available licensing exam after completing the program.

“Salary” is as reported by graduate or graduate’s employer.

“No Salary Information Reported” is the number of graduates for whom, after making reasonable attempts, the school was not able to obtain salary information.



STUDENT'S RIGHT TO CANCEL

The Student has the right to withdraw from the program of instruction at any time. To withdraw or cancel enrollment, the Student must send (or deliver to the school) a signed Notice of Cancellation or Letter of Withdrawal. Compliance with this policy may result in a full refund (less applicable fees, see 'Refund Policy' below).

Notice of Cancellation or Letter of Withdrawal must be sent to:

Rhombus University
8030 La Mesa Blvd #525
La Mesa, CA 91942

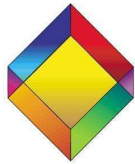
Refund Policy

Students have a right to cancel an enrollment agreement and obtain a refund of charges paid through the first week of attendance or the 7th day after enrollment, whichever is later. Per California Education Code 94920, students who withdraw from a course on or before the first-class session (or on the 7th day after enrollment) will receive a full tuition refund, excluding fees not to exceed \$250. For students withdrawing after the first week of attendance and before completing 60% of the course, the prorated refund amount will be refunded to the student within no more than 30 days from when a school representative receives a signed request by the student to cancel a class. Students who wish to withdraw from the school should fill out the proper form and email the registrar's office. The prorated amount will be refunded according to the number of weeks completed by the student as described in the Refund Proration section below.

Rhombus University is not responsible for books, materials or equipment purchased by the student. Students need to be aware of refund policies from companies from which they purchase such items.

Refund Proration

Students are charged the full amount of tuition per course under the identified enrollment agreement. The tuition charge per course is for 7 lessons of curriculum (or 14 lessons for practicum courses) which the student is required to complete in a minimum of 7 weeks to a maximum of 14 weeks for a 7-lesson course, and 14 weeks for a 14-lesson course (please refer to the Attendance Policy). Withdrawing from a course will allow for possible reimbursement of tuition charges based on the submission of any coursework within each of the lessons. For example, if a student withdraws from a course prior to submitting any coursework AND within seven (7) days of enrollment into the course, the student is entitled to a 100% refund of tuition paid, not including the enrollment fee and other non-refundable and/or one-time fees. If a student withdraws from a course after submitting 60% coursework (submitting any assignment in 5 or more of 7 lessons (10 or 14 for practicum)), the student will not receive a refund. If a student submits less than 60% coursework (submitting any assignment in 4 or less of 7 lessons (9 or less of 14 for Practicum)), the student is eligible to receive a prorated refund. (See Table 1: Eligible Refund for Lessons Completed).



To calculate refunds, Rhombus University uses DEAC's definition of academic units of measurement to determine hours in the program. Semester hours are equivalent to the commonly accepted or traditionally defined units of academic measurement in accredited institutions. Academic degree distance learning courses are measured by the learning outcomes normally achieved through 45 hours of student work for one semester credit. A 3-unit course equals 135 hours of student work. Therefore, the calculation used to determine refunds defines "hours in the program" as 135 hours for a 3-unit class, whereby the 135 hours are divided into 7 lessons, equaling 19.28 hours per lesson (or rounded to 19.3).

If a student withdraws from a course with 4 or less lessons submitted, a refund is granted based on the following calculation: Number of lessons x 19.3 hrs/lesson ÷ 135 hrs/course = % of course completed. This percentage subtracted from 100 percent, multiplied by the total amount of tuition paid is equal to the eligible refund (percentages are rounded to the nearest whole percentage) as follows:

Table 1
Eligible Refund for Lessons Completed

Lessons x 19.3 hours ÷ 135 hr/ course = % completed Thus % eligible refund

| | | | | | | | |
|---|------|---|-----|---|------|------|-----------|
| 0 | 0 | ÷ | 135 | = | 0% | Thus | 100% |
| 1 | 19.3 | ÷ | 135 | = | 14% | Thus | 86% |
| 2 | 38.6 | ÷ | 135 | = | 29% | Thus | 71% |
| 3 | 57.9 | ÷ | 135 | = | 43% | Thus | 57% |
| 4 | 77.2 | ÷ | 135 | = | 57% | Thus | 43% |
| 5 | >60% | ÷ | 135 | = | >60% | = | No refund |
| 6 | >60% | ÷ | 135 | = | >60% | = | No refund |
| 7 | >60% | ÷ | 135 | = | >60% | = | No refund |