



Glendale Career College
 240 N. Brand Blvd. Lower Level | Glendale, CA 91203
 818-243-1131 | www.GlendaleCareer.com

SCHOOL PERFORMANCE FACT SHEET
CALENDAR YEARS 2023 - 2024

Associate of Science in Healthcare Administration 80 WEEKS

On-Time Completion Rates (Graduation Rates)

Includes data for the two calendar years prior to reporting.

Calendar Year	Number of Students Who Began the Program	Students Available for Graduation	Number of On-Time Graduates	On-Time Completion Rate
2023	2	2	0	0 %
2024	1	1	0	0 %

Student's Initials: _____ Date: _____

Initial only after you have had sufficient time to read and understand the information.

Students Completing Within 150% of the Published Program Length

Calendar Year	Number of Students Who Began the Program	Students Available for Graduation	150% Graduates	150% Completion Rate
2023	2	2	0	0 %
2024	1	1	1	100 %

Student's Initials: _____ Date: _____

Initial only after you have had sufficient time to read and understand the information.



Glendale Career College
 240 N. Brand Blvd. Lower Level | Glendale, CA 91203
 818-243-1131 | www.GlendaleCareer.com

Job Placement Rates (includes data for the two calendar years prior to reporting)

Calendar Year	Number of Students Who Began Program	Number of Graduates	Graduates Available for Employment	Graduates Employed in the Field	Placement Rate % Employed in the Field
2023	2	0	0	0	0 %
2024	1	1	1	0	0%

You may obtain from the institution a list of the employment positions determined to be in the field for which a student received education and training. **(To obtain this list, please ask an institutional representative or you can review the list on the institution’s website at [http://www.nw.edu/consumer-information.](http://www.nw.edu/consumer-information))**

Gainfully Employed Categories (includes data for the two calendar years prior to reporting)

Part-Time vs. Full-Time Employment

Calendar Year	Graduate Employed in the Field 20-29 Hours Per Week	Graduates Employed in the Field at Least 30 Hours Per Week	Total Graduates Employed in the Field
2023	0	0	0
2024	0	0	0

Single Position vs. Concurrent Aggregated Position

Calendar Year	Graduates Employed in the Field in a Single Position	Graduates Employed in the Field in Concurrent Aggregated Positions	Total Graduates Employed in the Field
2023	0	0	0
2024	0	0	0

Student’s Initials: _____ Date: _____

Initial only after you have had sufficient time to read and understand the information.



Glendale Career College
 240 N. Brand Blvd. Lower Level | Glendale, CA 91203
 818-243-1131 | www.GlendaleCareer.com

Self-Employed / Freelance Positions

Calendar Year	Graduates Employed who are Self-Employed or Working Freelance	Total Graduates Employed in the Field
2023	0	0
2024	0	0

Institutional Employment

Calendar Year	Graduates Employed in the Field who are Employed by the Institution, an Employer Owned by the Institution, or an Employer who Shares Ownership with the Institution.	Total Graduates Employed in the Field
2023	0	0
2024	0	0

Student's Initials: _____ Date: _____

Initial only after you have had sufficient time to read and understand the information.

License Examination Passage Rates (includes data for the two calendar years prior to reporting)

Calendar Year	Number of Graduates in Calendar Year	Number of Graduates Taking Exam	Number Who Passed First Available Exam	Number Who Failed First Available Exam	Passage Rate
2023	N/A	N/A	N/A	N/A	N/A %
2024	N/A	N/A	N/A	N/A	N/A %

*Graduates from the Associate of Science in Healthcare Administration program do not need to pass a state licensing examination in order to work in the field

Student's Initials: _____ Date: _____

Initial only after you have had sufficient time to read and understand the information.



Salary and Wage Information (includes data for the two calendar years prior to reporting)

Annual salary and wages reported for graduates employed in the field.

Calendar Year	Graduates Available for Employment	Graduates Employed In Field	\$1-\$5,000	\$5,001-\$10,000	\$10,001-\$15,000	\$15,001-\$20,000	\$20,001-\$25,000	\$25,001-\$30,000
2023	0	0	0	0	0	0	0	0
2024	1	0	0	0	0	0	0	0
Calendar Year	Graduates Available for Employment	Graduates Employed In Field	\$30,001-\$35,000	\$35,001-\$40,000	\$40,001-\$45,000	\$45,001-\$50,000	\$50,001-\$55,000	\$55,001-\$60,000
2023	0	0	0	0	0	0	0	0
2024	1	0	0	0	0	0	0	0
Calendar Year	Graduates Available for Employment	Graduates Employed In Field	\$60,001-\$65,000	\$65,001-\$70,000	\$70,001-\$75,000	\$75,001-\$80,000	\$80,001-\$85,000	\$85,001-\$90,000
2023	0	0	0	0	0	0	0	0
2024	1	0	0	0	0	0	0	0
Calendar Year	Graduates Available for Employment	Graduates Employed In Field	\$90,001-\$95,000	\$95,001-\$100,000	\$100,000 over	No Salary Information Reported		
2023	0	0	0	0	0	0		
2024	1	0	0	0	0	0		

A list of sources used to substantiate salary disclosures is available from the school. To obtain this list, please ask an institutional representative.

Student's Initials: _____ Date: _____

Initial only after you have had sufficient time to read and understand the information.

Cost of Educational Program

Total charges for the program for students completing on-time in 2023 :\$34288.00


Additional charges may be incurred if the program is not completed on-time.

Total charges for the program for students completing on-time in 2024 :\$34288.00

Additional charges may be incurred if the program is not completed on-time.

Student's Initials: _____ Date: _____

Initial only after you have had sufficient time to read and understand the information.



Glendale Career College
 240 N. Brand Blvd. Lower Level | Glendale, CA 91203
 818-243-1131 | www.GlendaleCareer.com

Federal Student Loan Debt

Calendar Year(s)	Most recent three year cohort default rate, as reported by the United State Department of Education.¹	The percentage of enrolled students in 2023 - 2024 receiving federal student loans to pay for this program.	The percentage of graduates in 2023 - 2024 who took out federal student loans to pay for this program.	The average amount of federal student loan debt of 2023 - 2024 graduates who took out federal student loans at this institution.
2023	0 %	100 %	0 %	\$ 5345.00
2024	0 %	100 %	100 %	\$ 5345.00

¹The percentage of students who defaulted on their federal student loans is called the Cohort Default Rate (CDR). It shows the percentage of this school's students who were more than 270 days (9 months) behind on their federal student loans within three years of when the first payment was due. This is the most recent CDR reported by the U.S. Department of Education.

Student's Initials: _____ **Date:** _____

Initial only after you have had sufficient time to read and understand the information.

This fact sheet is filed with the Bureau for Private Postsecondary Education. Regardless of any information you may have relating to completion rates, placement rates, starting salaries, or license exam passage rates, this fact sheet contains the information as calculated pursuant to state law.

Any questions a student may have regarding this fact sheet that have not been satisfactorily answered by the institution may be directed to the Bureau for Private Postsecondary Education at 1747 N. Market Blvd, Suite 225, Sacramento, CA 95834, www.bppe.ca.gov, toll-free telephone number (888) 370-7589 or by fax (916) 263-1897.

SPFS TestGCC

 Student Name - Print

 Student Signature

 Date

 School Official

 Date

Definitions

- “Number of Students Who Began the Program” means the number of students who began a program who were scheduled to complete the program within 100% of the published program length within the reporting calendar year and excludes all students who cancelled during the cancellation period.
- “Students Available for Graduation” is the number of students who began the program minus the number of students who have died, been incarcerated, or been called to active military duty.
- “Number of On-time Graduates” is the number of students who completed the program within 100% of the published program length within the reporting calendar year.
- “On-time Completion Rate” is the number of on-time graduates divided by the number of students available for graduation.
- “150% Graduates” is the number of students who completed the program within 150% of the program length (includes on-time graduates).
- “150% Completion Rate” is the number of students who completed the program in the reported calendar year within 150% of the published program length, including on-time graduates, divided by the number of students available for graduation.
- “Graduates Available for Employment” means the number of graduates minus the number of graduates unavailable for employment.
- “Graduates Unavailable for Employment” means the graduates who, after graduation, die, become incarcerated, are called to active military duty, are international students that leave the United States or do not have a visa allowing employment in the United States, or are continuing their education in an accredited or bureau-approved postsecondary institution.
- “Graduates Employed in the Field” means graduates who beginning within six months after a student completes the applicable educational program are gainfully employed, whose employment has been reported, and for whom the institution has documented verification of employment. For occupations for which the state requires passing an examination, the six months period begins after the announcement of the examination results for the first examination available after a student completes an applicable educational program.
- “Placement Rate Employed in the Field” is calculated by dividing the number of graduates gainfully employed in the field by the number of graduates available for employment.
- “Number of Graduates Taking Exam” is the number of graduates who took the first available exam in the reported calendar year.
- “First Available Exam Date” is the date for the first available exam after a student completed a program.
- “Passage Rate” is calculated by dividing the number of graduates who passed the exam by the number of graduates who took the reported licensing exam.
- “Number Who Passed First Available Exam” is the number of graduates who took and passed the first available licensing exam after completing the program.
- “Salary” is as reported by graduate or graduate’s employer.
- “No Salary Information Reported” is the number of graduates for whom, after making reasonable attempts, the school was not able to obtain salary information.



Glendale Career College
240 N. Brand Blvd. Lower Level | Glendale, CA 91203
818-243-1131 | www.GlendaleCareer.com

STUDENT'S RIGHT TO CANCEL

1. If you are not accepted by the College, all monies will be refunded.
2. You have the right to cancel your program of study before you start your first day of class. All monies will be refunded.
3. If you start classes, but wish to cancel, you may cancel by midnight of the seventh calendar day after you have attended your first class. The last day you may exercise your right to cancel is: _____
4. If you cancel your enrollment by midnight of the seventh calendar day after you have attended your first class, you will have no liability to the College, except for any supplies the College has provided to you that are not returned. A refund of monies paid, less the itemized cost of supplies will be refunded to you within 45 days of the cancellation date. Once you pay for the supplies, they are yours to keep without obligation.
5. Cancellation shall occur when you give written notice of cancellation at the address of the College appearing below. You cancel by mail or hand delivery.
6. The written notice of cancellation, if sent by mail properly addressed, with postage paid, is effective when postmarked. The notice of cancellation indicates you do not wish to be bound by your Enrollment Agreement. You may use the notice of cancellation appearing below or any other written notice you wish.
7. If you have received federal student financial aid funds, you are entitled to a refund of moneys not paid from federal student financial aid programs.

To cancel the contract, mail or deliver a signed and dated copy of the cancellation notice, or any other written notice to:

Glendale Career College
240 N. Brand Blvd, Lower Level
Glendale, CA 91203
Phone: 818-243-1131 Fax: 818-243-6028

I, _____, am cancelling my enrollment at the College.

Student's Signature: _____ Date: _____

REMEMBER THAT YOU MUST CANCEL IN WRITING.

You do not have the right to cancel by telephoning the College or by not attending class.

I certify that I have received a copy of the "STUDENT'S RIGHT TO CANCEL" form.

Initials: _____



Glendale Career College
 240 N. Brand Blvd. Lower Level | Glendale, CA 91203
 818-243-1131 | www.GlendaleCareer.com

SCHOOL PERFORMANCE FACT SHEET
CALENDAR YEARS 2023 - 2024

ADN 2025 ABHES 96 WEEKS

On-Time Completion Rates (Graduation Rates)

Includes data for the two calendar years prior to reporting.

Calendar Year	Number of Students Who Began the Program	Students Available for Graduation	Number of On-Time Graduates	On-Time Completion Rate
2023	163	163	48	29 %
2024	223	223	3	1 %

Student's Initials: _____ Date: _____

Initial only after you have had sufficient time to read and understand the information.

Students Completing Within 150% of the Published Program Length

Calendar Year	Number of Students Who Began the Program	Students Available for Graduation	150% Graduates	150% Completion Rate
2023	163	163	90	55 %
2024	223	223	96	43 %

Student's Initials: _____ Date: _____

Initial only after you have had sufficient time to read and understand the information.



Glendale Career College
 240 N. Brand Blvd. Lower Level | Glendale, CA 91203
 818-243-1131 | www.GlendaleCareer.com

Job Placement Rates (includes data for the two calendar years prior to reporting)

Calendar Year	Number of Students Who Began Program	Number of Graduates	Graduates Available for Employment	Graduates Employed in the Field	Placement Rate % Employed in the Field
2023	163	90	90	79	88 %
2024	223	96	96	56	58 %

You may obtain from the institution a list of the employment positions determined to be in the field for which a student received education and training. **(To obtain this list, please ask an institutional representative or you can review the list on the institution’s website at <http://www.nw.edu/consumer-information>.)**

Gainfully Employed Categories (includes data for the two calendar years prior to reporting)

Part-Time vs. Full-Time Employment

Calendar Year	Graduate Employed in the Field 20-29 Hours Per Week	Graduates Employed in the Field at Least 30 Hours Per Week	Total Graduates Employed in the Field
2023	0	79	79
2024	2	54	56

Single Position vs. Concurrent Aggregated Position

Calendar Year	Graduates Employed in the Field in a Single Position	Graduates Employed in the Field in Concurrent Aggregated Positions	Total Graduates Employed in the Field
2023	79	0	79
2024	56	0	56

Student’s Initials: _____ Date: _____

Initial only after you have had sufficient time to read and understand the information.



Glendale Career College
 240 N. Brand Blvd. Lower Level | Glendale, CA 91203
 818-243-1131 | www.GlendaleCareer.com

Self-Employed / Freelance Positions

Calendar Year	Graduates Employed who are Self-Employed or Working Freelance	Total Graduates Employed in the Field
2023	0	79
2024	0	56

Institutional Employment

Calendar Year	Graduates Employed in the Field who are Employed by the Institution, an Employer Owned by the Institution, or an Employer who Shares Ownership with the Institution.	Total Graduates Employed in the Field
2023	0	79
2024	0	56

Student's Initials: _____ Date: _____

Initial only after you have had sufficient time to read and understand the information.

License Examination Passage Rates (includes data for the two calendar years prior to reporting)

Calendar Year	Number of Graduates in Calendar Year	Number of Graduates Taking Exam	Number Who Passed First Available Exam	Number Who Failed First Available Exam	Passage Rate
2023	90	155	132	23	85 %
2024	96	358	311	47	87 %

Student's Initials: _____ Date: _____

Initial only after you have had sufficient time to read and understand the information.



Glendale Career College
 240 N. Brand Blvd. Lower Level | Glendale, CA 91203
 818-243-1131 | www.GlendaleCareer.com

Salary and Wage Information (includes data for the two calendar years prior to reporting)

Annual salary and wages reported for graduates employed in the field.

Calendar Year	Graduates Available for Employment	Graduates Employed In Field	\$1-\$5,000	\$5,001-\$10,000	\$10,001-\$15,000	\$15,001-\$20,000	\$20,001-\$25,000	\$25,001-\$30,000
2023	90	79	0	0	0	0	0	0
2024	96	56	0	0	0	0	0	0
Calendar Year	Graduates Available for Employment	Graduates Employed In Field	\$30,001-\$35,000	\$35,001-\$40,000	\$40,001-\$45,000	\$45,001-\$50,000	\$50,001-\$55,000	\$55,001-\$60,000
2023	90	79	0	0	0	0	0	00
2024	96	56	0	0	0	1	0	0
Calendar Year	Graduates Available for Employment	Graduates Employed In Field	\$60,001-\$65,000	\$65,001-\$70,000	\$70,001-\$75,000	\$75,001-\$80,000	\$80,001-\$85,000	\$85,001-\$90,000
2023	90	79	0	0	0	0	1	5
2024	96	56	1	1	0	5	0	16
Calendar Year	Graduates Available for Employment	Graduates Employed In Field	\$90,001-\$95,000	\$95,001-\$100,000	\$100,000 over	No Salary Information Reported		
2023	90	79	1	38	17	17		
2024	96	56	0	16	15	1		

A list of sources used to substantiate salary disclosures is available from the school. To obtain this list, please ask an institutional representative.

Student's Initials: _____ Date: _____

Initial only after you have had sufficient time to read and understand the information.

Cost of Educational Program

Total charges for the program for students completing on-time in 2023 :\$80158.00

Additional charges may be incurred if the program is not completed on-time.

Total charges for the program for students completing on-time in 2024 :\$80158.00

Additional charges may be incurred if the program is not completed on-time.

Student's Initials: _____ Date: _____

Initial only after you have had sufficient time to read and understand the information.



Glendale Career College
 240 N. Brand Blvd. Lower Level | Glendale, CA 91203
 818-243-1131 | www.GlendaleCareer.com

Federal Student Loan Debt

Calendar Year(s)	Most recent three year cohort default rate, as reported by the United State Department of Education.¹	The percentage of enrolled students in 2023 - 2024 receiving federal student loans to pay for this program.	The percentage of graduates in 2023 - 2024 who took out federal student loans to pay for this program.	The average amount of federal student loan debt of 2023 - 2024 graduates who took out federal student loans at this institution.
2023	0 %	90 %	97 %	\$ 5345.00
2024	0 %	86 %	85 %	\$ 5345.00

¹The percentage of students who defaulted on their federal student loans is called the Cohort Default Rate (CDR). It shows the percentage of this school's students who were more than 270 days (9 months) behind on their federal student loans within three years of when the first payment was due. This is the most recent CDR reported by the U.S. Department of Education.

Student's Initials: _____ **Date:** _____

Initial only after you have had sufficient time to read and understand the information.

This fact sheet is filed with the Bureau for Private Postsecondary Education. Regardless of any information you may have relating to completion rates, placement rates, starting salaries, or license exam passage rates, this fact sheet contains the information as calculated pursuant to state law.

Any questions a student may have regarding this fact sheet that have not been satisfactorily answered by the institution may be directed to the Bureau for Private Postsecondary Education at 1747 N. Market Blvd, Suite 225, Sacramento, CA 95834, www.bppe.ca.gov, toll-free telephone number (888) 370-7589 or by fax (916) 263-1897.

SPFS TestGCC

 Student Name - Print

 Student Signature

 Date

 School Official

 Date

Definitions

- “Number of Students Who Began the Program” means the number of students who began a program who were scheduled to complete the program within 100% of the published program length within the reporting calendar year and excludes all students who cancelled during the cancellation period.
- “Students Available for Graduation” is the number of students who began the program minus the number of students who have died, been incarcerated, or been called to active military duty.
- “Number of On-time Graduates” is the number of students who completed the program within 100% of the published program length within the reporting calendar year.
- “On-time Completion Rate” is the number of on-time graduates divided by the number of students available for graduation.
- “150% Graduates” is the number of students who completed the program within 150% of the program length (includes on-time graduates).
- “150% Completion Rate” is the number of students who completed the program in the reported calendar year within 150% of the published program length, including on-time graduates, divided by the number of students available for graduation.
- “Graduates Available for Employment” means the number of graduates minus the number of graduates unavailable for employment.
- “Graduates Unavailable for Employment” means the graduates who, after graduation, die, become incarcerated, are called to active military duty, are international students that leave the United States or do not have a visa allowing employment in the United States, or are continuing their education in an accredited or bureau-approved postsecondary institution.
- “Graduates Employed in the Field” means graduates who beginning within six months after a student completes the applicable educational program are gainfully employed, whose employment has been reported, and for whom the institution has documented verification of employment. For occupations for which the state requires passing an examination, the six months period begins after the announcement of the examination results for the first examination available after a student completes an applicable educational program.
- “Placement Rate Employed in the Field” is calculated by dividing the number of graduates gainfully employed in the field by the number of graduates available for employment.
- “Number of Graduates Taking Exam” is the number of graduates who took the first available exam in the reported calendar year.
- “First Available Exam Date” is the date for the first available exam after a student completed a program.
- “Passage Rate” is calculated by dividing the number of graduates who passed the exam by the number of graduates who took the reported licensing exam.
- “Number Who Passed First Available Exam” is the number of graduates who took and passed the first available licensing exam after completing the program.
- “Salary” is as reported by graduate or graduate’s employer.
- “No Salary Information Reported” is the number of graduates for whom, after making reasonable attempts, the school was not able to obtain salary information.



Glendale Career College
240 N. Brand Blvd. Lower Level | Glendale, CA 91203
818-243-1131 | www.GlendaleCareer.com

STUDENT'S RIGHT TO CANCEL

1. If you are not accepted by the College, all monies will be refunded.
2. You have the right to cancel your program of study before you start your first day of class. All monies will be refunded.
3. If you start classes, but wish to cancel, you may cancel by midnight of the seventh calendar day after you have attended your first class. The last day you may exercise your right to cancel is: _____
4. If you cancel your enrollment by midnight of the seventh calendar day after you have attended your first class, you will have no liability to the College, except for any supplies the College has provided to you that are not returned. A refund of monies paid, less the itemized cost of supplies will be refunded to you within 45 days of the cancellation date. Once you pay for the supplies, they are yours to keep without obligation.
5. Cancellation shall occur when you give written notice of cancellation at the address of the College appearing below. You cancel by mail or hand delivery.
6. The written notice of cancellation, if sent by mail properly addressed, with postage paid, is effective when postmarked. The notice of cancellation indicates you do not wish to be bound by your Enrollment Agreement. You may use the notice of cancellation appearing below or any other written notice you wish.
7. If you have received federal student financial aid funds, you are entitled to a refund of moneys not paid from federal student financial aid programs.

To cancel the contract, mail or deliver a signed and dated copy of the cancellation notice, or any other written notice to:

Glendale Career College
240 N. Brand Blvd, Lower Level
Glendale, CA 91203
Phone: 818-243-1131 Fax: 818-243-6028

I, _____, am cancelling my enrollment at the College.

Student's Signature: _____ Date: _____

REMEMBER THAT YOU MUST CANCEL IN WRITING.

You do not have the right to cancel by telephoning the College or by not attending class.

I certify that I have received a copy of the "STUDENT'S RIGHT TO CANCEL" form.

Initials: _____



Glendale Career College
 240 N. Brand Blvd. Lower Level | Glendale, CA 91203
 818-243-1131 | www.GlendaleCareer.com

SCHOOL PERFORMANCE FACT SHEET
CALENDAR YEARS 2023 - 2024

Bachelor of Science in Nursing 64 WEEKS

On-Time Completion Rates (Graduation Rates)

Includes data for the two calendar years prior to reporting.

Calendar Year	Number of Students Who Began the Program	Students Available for Graduation	Number of On-Time Graduates	On-Time Completion Rate
2023	14	14	10	71 %
2024	10	10	10	100 %

Student's Initials: _____ Date: _____

Initial only after you have had sufficient time to read and understand the information.

Students Completing Within 150% of the Published Program Length

Calendar Year	Number of Students Who Began the Program	Students Available for Graduation	150% Graduates	150% Completion Rate
2023	14	14	10	71 %
2024	10	10	10	100 %

Student's Initials: _____ Date: _____

Initial only after you have had sufficient time to read and understand the information.



Glendale Career College
 240 N. Brand Blvd. Lower Level | Glendale, CA 91203
 818-243-1131 | www.GlendaleCareer.com

Job Placement Rates (includes data for the two calendar years prior to reporting)

Calendar Year	Number of Students Who Began Program	Number of Graduates	Graduates Available for Employment	Graduates Employed in the Field	Placement Rate % Employed in the Field
2023	14	10	9	9	90 %
2024	10	10	10	8	80 %

You may obtain from the institution a list of the employment positions determined to be in the field for which a student received education and training. **(To obtain this list, please ask an institutional representative or you can review the list on the institution's website at <http://www.nw.edu/consumer-information>.)**

Gainfully Employed Categories (includes data for the two calendar years prior to reporting)

Part-Time vs. Full-Time Employment

Calendar Year	Graduate Employed in the Field 20-29 Hours Per Week	Graduates Employed in the Field at Least 30 Hours Per Week	Total Graduates Employed in the Field
2023	0	9	9
2024	0	8	8

Single Position vs. Concurrent Aggregated Position

Calendar Year	Graduates Employed in the Field in a Single Position	Graduates Employed in the Field in Concurrent Aggregated Positions	Total Graduates Employed in the Field
2023	9	0	9
2024	8	0	8

Student's Initials: _____ Date: _____

Initial only after you have had sufficient time to read and understand the information.



Glendale Career College
 240 N. Brand Blvd. Lower Level | Glendale, CA 91203
 818-243-1131 | www.GlendaleCareer.com

Self-Employed / Freelance Positions

Calendar Year	Graduates Employed who are Self-Employed or Working Freelance	Total Graduates Employed in the Field
2023	0	9
2024	0	8

Institutional Employment

Calendar Year	Graduates Employed in the Field who are Employed by the Institution, an Employer Owned by the Institution, or an Employer who Shares Ownership with the Institution.	Total Graduates Employed in the Field
2023	0	9
2024	0	8

Student's Initials: _____ Date: _____

Initial only after you have had sufficient time to read and understand the information.

License Examination Passage Rates (includes data for the two calendar years prior to reporting)

Calendar Year	Number of Graduates in Calendar Year	Number of Graduates Taking Exam	Number Who Passed First Available Exam	Number Who Failed First Available Exam	Passage Rate
2023	N/A	N/A	N/A	N/A	N/A %
2024	N/A	N/A	N/A	N/A	N/A %

Student's Initials: _____ Date: _____

Initial only after you have had sufficient time to read and understand the information.



Salary and Wage Information (includes data for the two calendar years prior to reporting)

Annual salary and wages reported for graduates employed in the field.

Calendar Year	Graduates Available for Employment	Graduates Employed In Field	\$1-\$5,000	\$5,001-\$10,000	\$10,001-\$15,000	\$15,001-\$20,000	\$20,001-\$25,000	\$25,001-\$30,000
2023	10	9	0	0	0	0	0	0
2024	10	8	0	0	0	0	0	0
Calendar Year	Graduates Available for Employment	Graduates Employed In Field	\$30,001-\$35,000	\$35,001-\$40,000	\$40,001-\$45,000	\$45,001-\$50,000	\$50,001-\$55,000	\$55,001-\$60,000
2023	10	9	0	0	0	0	0	0
2024	10	8	0	0	0	0	0	0
Calendar Year	Graduates Available for Employment	Graduates Employed In Field	\$60,001-\$65,000	\$65,001-\$70,000	\$70,001-\$75,000	\$75,001-\$80,000	\$80,001-\$85,000	\$85,001-\$90,000
2023	10	9	0	0	0	0	1	0
2024	10	8	0	0	0	0	0	1
Calendar Year	Graduates Available for Employment	Graduates Employed In Field	\$90,001-\$95,000	\$95,001-\$100,000	\$100,000 over	No Salary Information Reported		
2023	10	9	0	4	3	0		
2024	10	8	0	4	4	0		

A list of sources used to substantiate salary disclosures is available from the school. To obtain this list, please ask an institutional representative.

Student's Initials: _____ Date: _____

Initial only after you have had sufficient time to read and understand the information.

Cost of Educational Program

Total charges for the program for students completing on-time in 2023 :\$15137.50


Additional charges may be incurred if the program is not completed on-time.

Total charges for the program for students completing on-time in 2024 :\$15137.50

Additional charges may be incurred if the program is not completed on-time.

Student's Initials: _____ Date: _____

Initial only after you have had sufficient time to read and understand the information.



Glendale Career College
 240 N. Brand Blvd. Lower Level | Glendale, CA 91203
 818-243-1131 | www.GlendaleCareer.com

Federal Student Loan Debt

Calendar Year(s)	Most recent three year cohort default rate, as reported by the United State Department of Education. ¹	The percentage of enrolled students in 2023 - 2024 receiving federal student loans to pay for this program.	The percentage of graduates in 2023 - 2024 who took out federal student loans to pay for this program.	The average amount of federal student loan debt of 2023 - 2024 graduates who took out federal student loans at this institution.
2023	0 %	14 %	10 %	\$ 5345.00
2024	0 %	30 %	30 %	\$ 5345.00

¹The percentage of students who defaulted on their federal student loans is called the Cohort Default Rate (CDR). It shows the percentage of this school's students who were more than 270 days (9 months) behind on their federal student loans within three years of when the first payment was due. This is the most recent CDR reported by the U.S. Department of Education.

Student's Initials: _____ **Date:** _____

Initial only after you have had sufficient time to read and understand the information.

This fact sheet is filed with the Bureau for Private Postsecondary Education. Regardless of any information you may have relating to completion rates, placement rates, starting salaries, or license exam passage rates, this fact sheet contains the information as calculated pursuant to state law.

Any questions a student may have regarding this fact sheet that have not been satisfactorily answered by the institution may be directed to the Bureau for Private Postsecondary Education at 1747 N. Market Blvd, Suite 225, Sacramento, CA 95834, www.bppe.ca.gov, toll-free telephone number (888) 370-7589 or by fax (916) 263-1897.

SPFS TestGCC

 Student Name - Print

 Student Signature

 Date

 School Official

 Date

Definitions

- “Number of Students Who Began the Program” means the number of students who began a program who were scheduled to complete the program within 100% of the published program length within the reporting calendar year and excludes all students who cancelled during the cancellation period.
- “Students Available for Graduation” is the number of students who began the program minus the number of students who have died, been incarcerated, or been called to active military duty.
- “Number of On-time Graduates” is the number of students who completed the program within 100% of the published program length within the reporting calendar year.
- “On-time Completion Rate” is the number of on-time graduates divided by the number of students available for graduation.
- “150% Graduates” is the number of students who completed the program within 150% of the program length (includes on-time graduates).
- “150% Completion Rate” is the number of students who completed the program in the reported calendar year within 150% of the published program length, including on-time graduates, divided by the number of students available for graduation.
- “Graduates Available for Employment” means the number of graduates minus the number of graduates unavailable for employment.
- “Graduates Unavailable for Employment” means the graduates who, after graduation, die, become incarcerated, are called to active military duty, are international students that leave the United States or do not have a visa allowing employment in the United States, or are continuing their education in an accredited or bureau-approved postsecondary institution.
- “Graduates Employed in the Field” means graduates who beginning within six months after a student completes the applicable educational program are gainfully employed, whose employment has been reported, and for whom the institution has documented verification of employment. For occupations for which the state requires passing an examination, the six months period begins after the announcement of the examination results for the first examination available after a student completes an applicable educational program.
- “Placement Rate Employed in the Field” is calculated by dividing the number of graduates gainfully employed in the field by the number of graduates available for employment.
- “Number of Graduates Taking Exam” is the number of graduates who took the first available exam in the reported calendar year.
- “First Available Exam Date” is the date for the first available exam after a student completed a program.
- “Passage Rate” is calculated by dividing the number of graduates who passed the exam by the number of graduates who took the reported licensing exam.
- “Number Who Passed First Available Exam” is the number of graduates who took and passed the first available licensing exam after completing the program.
- “Salary” is as reported by graduate or graduate’s employer.
- “No Salary Information Reported” is the number of graduates for whom, after making reasonable attempts, the school was not able to obtain salary information.



Glendale Career College
240 N. Brand Blvd. Lower Level | Glendale, CA 91203
818-243-1131 | www.GlendaleCareer.com

STUDENT'S RIGHT TO CANCEL

1. If you are not accepted by the College, all monies will be refunded.
2. You have the right to cancel your program of study before you start your first day of class. All monies will be refunded.
3. If you start classes, but wish to cancel, you may cancel by midnight of the seventh calendar day after you have attended your first class. The last day you may exercise your right to cancel is: _____
4. If you cancel your enrollment by midnight of the seventh calendar day after you have attended your first class, you will have no liability to the College, except for any supplies the College has provided to you that are not returned. A refund of monies paid, less the itemized cost of supplies will be refunded to you within 45 days of the cancellation date. Once you pay for the supplies, they are yours to keep without obligation.
5. Cancellation shall occur when you give written notice of cancellation at the address of the College appearing below. You cancel by mail or hand delivery.
6. The written notice of cancellation, if sent by mail properly addressed, with postage paid, is effective when postmarked. The notice of cancellation indicates you do not wish to be bound by your Enrollment Agreement. You may use the notice of cancellation appearing below or any other written notice you wish.
7. If you have received federal student financial aid funds, you are entitled to a refund of moneys not paid from federal student financial aid programs.

To cancel the contract, mail or deliver a signed and dated copy of the cancellation notice, or any other written notice to:

Glendale Career College
240 N. Brand Blvd, Lower Level
Glendale, CA 91203
Phone: 818-243-1131 Fax: 818-243-6028

I, _____, am cancelling my enrollment at the College.

Student's Signature: _____ Date: _____

REMEMBER THAT YOU MUST CANCEL IN WRITING.

You do not have the right to cancel by telephoning the College or by not attending class.

I certify that I have received a copy of the "STUDENT'S RIGHT TO CANCEL" form.

Initials: _____



Glendale Career College
 240 N. Brand Blvd. Lower Level | Glendale, CA 91203
 818-243-1131 | www.GlendaleCareer.com

SCHOOL PERFORMANCE FACT SHEET
CALENDAR YEARS 2023 - 2024

Central Service Instrument Technician 34 WEEKS

On-Time Completion Rates (Graduation Rates)

Includes data for the two calendar years prior to reporting.

Calendar Year	Number of Students Who Began the Program	Students Available for Graduation	Number of On-Time Graduates	On-Time Completion Rate
2023	45	45	2	4 %
2024	43	43	5	12 %

Student's Initials: _____ Date: _____

Initial only after you have had sufficient time to read and understand the information.

Students Completing Within 150% of the Published Program Length

Calendar Year	Number of Students Who Began the Program	Students Available for Graduation	150% Graduates	150% Completion Rate
2023	45	45	35	78 %
2024	43	43	33	77 %

Student's Initials: _____ Date: _____

Initial only after you have had sufficient time to read and understand the information.



Glendale Career College
 240 N. Brand Blvd. Lower Level | Glendale, CA 91203
 818-243-1131 | www.GlendaleCareer.com

Job Placement Rates (includes data for the two calendar years prior to reporting)

Calendar Year	Number of Students Who Began Program	Number of Graduates	Graduates Available for Employment	Graduates Employed in the Field	Placement Rate % Employed in the Field
2023	45	35	35	27	77 %
2024	43	33	33	23	70 %

You may obtain from the institution a list of the employment positions determined to be in the field for which a student received education and training. **(To obtain this list, please ask an institutional representative or you can review the list on the institution’s website at <http://www.nw.edu/consumer-information>.)**

Gainfully Employed Categories (includes data for the two calendar years prior to reporting)

Part-Time vs. Full-Time Employment

Calendar Year	Graduate Employed in the Field 20-29 Hours Per Week	Graduates Employed in the Field at Least 30 Hours Per Week	Total Graduates Employed in the Field
2023	0	27	27
2024	2	21	23

Single Position vs. Concurrent Aggregated Position

Calendar Year	Graduates Employed in the Field in a Single Position	Graduates Employed in the Field in Concurrent Aggregated Positions	Total Graduates Employed in the Field
2023	27	0	27
2024	23	0	23

Student’s Initials: _____ Date: _____

Initial only after you have had sufficient time to read and understand the information.



Glendale Career College
 240 N. Brand Blvd. Lower Level | Glendale, CA 91203
 818-243-1131 | www.GlendaleCareer.com

Self-Employed / Freelance Positions

Calendar Year	Graduates Employed who are Self-Employed or Working Freelance	Total Graduates Employed in the Field
2023	0	27
2024	0	23

Institutional Employment

Calendar Year	Graduates Employed in the Field who are Employed by the Institution, an Employer Owned by the Institution, or an Employer who Shares Ownership with the Institution.	Total Graduates Employed in the Field
2023	0	27
2024	0	23

Student's Initials: _____ Date: _____

Initial only after you have had sufficient time to read and understand the information.

License Examination Passage Rates (includes data for the two calendar years prior to reporting)

Calendar Year	Number of Graduates in Calendar Year	Number of Graduates Taking Exam	Number Who Passed First Available Exam	Number Who Failed First Available Exam	Passage Rate
2023	N/A	N/A	N/A	N/A	N/A %
2024	N/A	N/A	N/A	N/A	N/A %

*Graduates from the Central Service Instrument Technician program do not need to pass a state licensing examination in order to work in the field.

Student's Initials: _____ Date: _____

Initial only after you have had sufficient time to read and understand the information.



Salary and Wage Information (includes data for the two calendar years prior to reporting)

Annual salary and wages reported for graduates employed in the field.

Calendar Year	Graduates Available for Employment	Graduates Employed In Field	\$1-\$5,000	\$5,001-\$10,000	\$10,001-\$15,000	\$15,001-\$20,000	\$20,001-\$25,000	\$25,001-\$30,000
2023	35	27	0	0	0	0	2	0
2024	33	23	0	0	0	0	0	0
Calendar Year	Graduates Available for Employment	Graduates Employed In Field	\$30,001-\$35,000	\$35,001-\$40,000	\$40,001-\$45,000	\$45,001-\$50,000	\$50,001-\$55,000	\$55,001-\$60,000
2023	35	27	0	6	9	7	2	0
2024	33	23	0	0	14	3	2	2
Calendar Year	Graduates Available for Employment	Graduates Employed In Field	\$60,001-\$65,000	\$65,001-\$70,000	\$70,001-\$75,000	\$75,001-\$80,000	\$80,001-\$85,000	\$85,001-\$90,000
2023	35	27	0	0	0	0	0	0
2024	33	23	0	0	0	0	0	0
Calendar Year	Graduates Available for Employment	Graduates Employed In Field	\$90,001-\$95,000	\$95,001-\$100,000	\$100,000 over	No Salary Information Reported		
2023	35	27	0	0	0	3		
2024	33	23	0	0	0	0		

A list of sources used to substantiate salary disclosures is available from the school. To obtain this list, please ask an institutional representative.

Student's Initials: _____ Date: _____

Initial only after you have had sufficient time to read and understand the information.

Cost of Educational Program

Total charges for the program for students completing on-time in 2023 :\$17180.50


Additional charges may be incurred if the program is not completed on-time.

Total charges for the program for students completing on-time in 2024 :\$17180.50

Additional charges may be incurred if the program is not completed on-time.

Student's Initials: _____ Date: _____

Initial only after you have had sufficient time to read and understand the information.



Glendale Career College
 240 N. Brand Blvd. Lower Level | Glendale, CA 91203
 818-243-1131 | www.GlendaleCareer.com

Federal Student Loan Debt

Calendar Year(s)	Most recent three year cohort default rate, as reported by the United State Department of Education. ¹	The percentage of enrolled students in 2023 - 2024 receiving federal student loans to pay for this program.	The percentage of graduates in 2023 - 2024 who took out federal student loans to pay for this program.	The average amount of federal student loan debt of 2023 - 2024 graduates who took out federal student loans at this institution.
2023	0 %	93 %	94 %	\$ 5345.00
2024	0 %	79 %	82 %	\$ 5345.00

¹The percentage of students who defaulted on their federal student loans is called the Cohort Default Rate (CDR). It shows the percentage of this school's students who were more than 270 days (9 months) behind on their federal student loans within three years of when the first payment was due. This is the most recent CDR reported by the U.S. Department of Education.

Student's Initials: _____ **Date:** _____

Initial only after you have had sufficient time to read and understand the information.

This fact sheet is filed with the Bureau for Private Postsecondary Education. Regardless of any information you may have relating to completion rates, placement rates, starting salaries, or license exam passage rates, this fact sheet contains the information as calculated pursuant to state law.

Any questions a student may have regarding this fact sheet that have not been satisfactorily answered by the institution may be directed to the Bureau for Private Postsecondary Education at 1747 N. Market Blvd, Suite 225, Sacramento, CA 95834, www.bppe.ca.gov, toll-free telephone number (888) 370-7589 or by fax (916) 263-1897.

SPFS TestGCC

 Student Name - Print

 Student Signature


 Date

 School Official

 Date

Definitions

- “Number of Students Who Began the Program” means the number of students who began a program who were scheduled to complete the program within 100% of the published program length within the reporting calendar year and excludes all students who cancelled during the cancellation period.
- “Students Available for Graduation” is the number of students who began the program minus the number of students who have died, been incarcerated, or been called to active military duty.
- “Number of On-time Graduates” is the number of students who completed the program within 100% of the published program length within the reporting calendar year.
- “On-time Completion Rate” is the number of on-time graduates divided by the number of students available for graduation.
- “150% Graduates” is the number of students who completed the program within 150% of the program length (includes on-time graduates).
- “150% Completion Rate” is the number of students who completed the program in the reported calendar year within 150% of the published program length, including on-time graduates, divided by the number of students available for graduation.
- “Graduates Available for Employment” means the number of graduates minus the number of graduates unavailable for employment.
- “Graduates Unavailable for Employment” means the graduates who, after graduation, die, become incarcerated, are called to active military duty, are international students that leave the United States or do not have a visa allowing employment in the United States, or are continuing their education in an accredited or bureau-approved postsecondary institution.
- “Graduates Employed in the Field” means graduates who beginning within six months after a student completes the applicable educational program are gainfully employed, whose employment has been reported, and for whom the institution has documented verification of employment. For occupations for which the state requires passing an examination, the six months period begins after the announcement of the examination results for the first examination available after a student completes an applicable educational program.
- “Placement Rate Employed in the Field” is calculated by dividing the number of graduates gainfully employed in the field by the number of graduates available for employment.
- “Number of Graduates Taking Exam” is the number of graduates who took the first available exam in the reported calendar year.
- “First Available Exam Date” is the date for the first available exam after a student completed a program.
- “Passage Rate” is calculated by dividing the number of graduates who passed the exam by the number of graduates who took the reported licensing exam.
- “Number Who Passed First Available Exam” is the number of graduates who took and passed the first available licensing exam after completing the program.
- “Salary” is as reported by graduate or graduate’s employer.
- “No Salary Information Reported” is the number of graduates for whom, after making reasonable attempts, the school was not able to obtain salary information.



Glendale Career College
240 N. Brand Blvd. Lower Level | Glendale, CA 91203
818-243-1131 | www.GlendaleCareer.com

STUDENT'S RIGHT TO CANCEL

1. If you are not accepted by the College, all monies will be refunded.
2. You have the right to cancel your program of study before you start your first day of class. All monies will be refunded.
3. If you start classes, but wish to cancel, you may cancel by midnight of the seventh calendar day after you have attended your first class. The last day you may exercise your right to cancel is: _____
4. If you cancel your enrollment by midnight of the seventh calendar day after you have attended your first class, you will have no liability to the College, except for any supplies the College has provided to you that are not returned. A refund of monies paid, less the itemized cost of supplies will be refunded to you within 45 days of the cancellation date. Once you pay for the supplies, they are yours to keep without obligation.
5. Cancellation shall occur when you give written notice of cancellation at the address of the College appearing below. You cancel by mail or hand delivery.
6. The written notice of cancellation, if sent by mail properly addressed, with postage paid, is effective when postmarked. The notice of cancellation indicates you do not wish to be bound by your Enrollment Agreement. You may use the notice of cancellation appearing below or any other written notice you wish.
7. If you have received federal student financial aid funds, you are entitled to a refund of moneys not paid from federal student financial aid programs.

To cancel the contract, mail or deliver a signed and dated copy of the cancellation notice, or any other written notice to:

Glendale Career College
240 N. Brand Blvd, Lower Level
Glendale, CA 91203
Phone: 818-243-1131 Fax: 818-243-6028

I, _____, am cancelling my enrollment at the College.

Student's Signature: _____ Date: _____

REMEMBER THAT YOU MUST CANCEL IN WRITING.

You do not have the right to cancel by telephoning the College or by not attending class.

I certify that I have received a copy of the "STUDENT'S RIGHT TO CANCEL" form.

Initials: _____



Glendale Career College
 240 N. Brand Blvd. Lower Level | Glendale, CA 91203
 818-243-1131 | www.GlendaleCareer.com

SCHOOL PERFORMANCE FACT SHEET
CALENDAR YEARS 2023 - 2024

Medical Assistant 43 WEEKS

On-Time Completion Rates (Graduation Rates)

Includes data for the two calendar years prior to reporting.

Calendar Year	Number of Students Who Began the Program	Students Available for Graduation	Number of On-Time Graduates	On-Time Completion Rate
2023	20	20	0	0 %
2024	20	20	0	0 %

Student's Initials: _____ Date: _____

Initial only after you have had sufficient time to read and understand the information.

Students Completing Within 150% of the Published Program Length

Calendar Year	Number of Students Who Began the Program	Students Available for Graduation	150% Graduates	150% Completion Rate
2023	20	20	14	70 %
2024	20	20	17	85 %

Student's Initials: _____ Date: _____

Initial only after you have had sufficient time to read and understand the information.



Glendale Career College
 240 N. Brand Blvd. Lower Level | Glendale, CA 91203
 818-243-1131 | www.GlendaleCareer.com

Job Placement Rates (includes data for the two calendar years prior to reporting)

Calendar Year	Number of Students Who Began Program	Number of Graduates	Graduates Available for Employment	Graduates Employed in the Field	Placement Rate % Employed in the Field
2023	20	14	14	12	86 %
2024	20	17	17	11	65 %

You may obtain from the institution a list of the employment positions determined to be in the field for which a student received education and training. **(To obtain this list, please ask an institutional representative or you can review the list on the institution's website at <http://www.nw.edu/consumer-information>.)**

Gainfully Employed Categories (includes data for the two calendar years prior to reporting)

Part-Time vs. Full-Time Employment

Calendar Year	Graduate Employed in the Field 20-29 Hours Per Week	Graduates Employed in the Field at Least 30 Hours Per Week	Total Graduates Employed in the Field
2023	0	12	12
2024	0	11	11

Single Position vs. Concurrent Aggregated Position

Calendar Year	Graduates Employed in the Field in a Single Position	Graduates Employed in the Field in Concurrent Aggregated Positions	Total Graduates Employed in the Field
2023	12	0	12
2024	11	0	11

Student's Initials: _____ Date: _____

Initial only after you have had sufficient time to read and understand the information.



Glendale Career College
 240 N. Brand Blvd. Lower Level | Glendale, CA 91203
 818-243-1131 | www.GlendaleCareer.com

Self-Employed / Freelance Positions

Calendar Year	Graduates Employed who are Self-Employed or Working Freelance	Total Graduates Employed in the Field
2023	0	12
2024	0	11

Institutional Employment

Calendar Year	Graduates Employed in the Field who are Employed by the Institution, an Employer Owned by the Institution, or an Employer who Shares Ownership with the Institution.	Total Graduates Employed in the Field
2023	0	12
2024	0	11

Student's Initials: _____ Date: _____

Initial only after you have had sufficient time to read and understand the information.

License Examination Passage Rates (includes data for the two calendar years prior to reporting)

Calendar Year	Number of Graduates in Calendar Year	Number of Graduates Taking Exam	Number Who Passed First Available Exam	Number Who Failed First Available Exam	Passage Rate
2023	N/A	N/A	N/A	N/A	N/A %
2024	N/A	N/A	N/A	N/A	N/A %

*Graduates from the Medical Assistant program do not need to pass a state licensing examination in order to work in the field

Student's Initials: _____ Date: _____

Initial only after you have had sufficient time to read and understand the information.



Glendale Career College
 240 N. Brand Blvd. Lower Level | Glendale, CA 91203
 818-243-1131 | www.GlendaleCareer.com

Salary and Wage Information (includes data for the two calendar years prior to reporting)

Annual salary and wages reported for graduates employed in the field.

Calendar Year	Graduates Available for Employment	Graduates Employed In Field	\$1-\$5,000	\$5,001-\$10,000	\$10,001-\$15,000	\$15,001-\$20,000	\$20,001-\$25,000	\$25,001-\$30,000
2023	14	12	0	0	0	0	0	0
2024	17	11	0	0	0	0	0	0
Calendar Year	Graduates Available for Employment	Graduates Employed In Field	\$30,001-\$35,000	\$35,001-\$40,000	\$40,001-\$45,000	\$45,001-\$50,000	\$50,001-\$55,000	\$55,001-\$60,000
2023	14	12	9	0	0	0	0	0
2024	17	11	0	0	1	0	0	0
Calendar Year	Graduates Available for Employment	Graduates Employed In Field	\$60,001-\$65,000	\$65,001-\$70,000	\$70,001-\$75,000	\$75,001-\$80,000	\$80,001-\$85,000	\$85,001-\$90,000
2023	14	12	0	0	0	0	0	0
2024	17	11	0	0	0	0	0	0
Calendar Year	Graduates Available for Employment	Graduates Employed In Field	\$90,001-\$95,000	\$95,001-\$100,000	\$100,000 over	No Salary Information Reported		
2023	14	12	0	0	0	3		
2024	17	11	0	0	0	10		

A list of sources used to substantiate salary disclosures is available from the school. To obtain this list, please ask an institutional representative.

Student's Initials: _____ Date: _____

Initial only after you have had sufficient time to read and understand the information.

Cost of Educational Program

Total charges for the program for students completing on-time in 2023 :\$18491.00

Additional charges may be incurred if the program is not completed on-time.

Total charges for the program for students completing on-time in 2024 :\$18491.00

Additional charges may be incurred if the program is not completed on-time.

Student's Initials: _____ Date: _____

Initial only after you have had sufficient time to read and understand the information.



Glendale Career College
240 N. Brand Blvd. Lower Level | Glendale, CA 91203
818-243-1131 | www.GlendaleCareer.com

Federal Student Loan Debt

Calendar Year(s)	Most recent three year cohort default rate, as reported by the United State Department of Education.¹	The percentage of enrolled students in 2023 - 2024 receiving federal student loans to pay for this program.	The percentage of graduates in 2023 - 2024 who took out federal student loans to pay for this program.	The average amount of federal student loan debt of 2023 - 2024 graduates who took out federal student loans at this institution.
2023	0 %	70 %	64 %	\$ 5345.00
2024	0 %	85 %	82 %	\$ 5345.00

¹The percentage of students who defaulted on their federal student loans is called the Cohort Default Rate (CDR). It shows the percentage of this school's students who were more than 270 days (9 months) behind on their federal student loans within three years of when the first payment was due. This is the most recent CDR reported by the U.S. Department of Education.

Student's Initials: _____ Date: _____

Initial only after you have had sufficient time to read and understand the information.

This fact sheet is filed with the Bureau for Private Postsecondary Education. Regardless of any information you may have relating to completion rates, placement rates, starting salaries, or license exam passage rates, this fact sheet contains the information as calculated pursuant to state law.

Any questions a student may have regarding this fact sheet that have not been satisfactorily answered by the institution may be directed to the Bureau for Private Postsecondary Education at 1747 N. Market Blvd, Suite 225, Sacramento, CA 95834, www.bppe.ca.gov, toll-free telephone number (888) 370-7589 or by fax (916) 263-1897.

SPFS TestGCC

 Student Name - Print

 Student Signature

 Date

 School Official

 Date

Definitions

- “Number of Students Who Began the Program” means the number of students who began a program who were scheduled to complete the program within 100% of the published program length within the reporting calendar year and excludes all students who cancelled during the cancellation period.
- “Students Available for Graduation” is the number of students who began the program minus the number of students who have died, been incarcerated, or been called to active military duty.
- “Number of On-time Graduates” is the number of students who completed the program within 100% of the published program length within the reporting calendar year.
- “On-time Completion Rate” is the number of on-time graduates divided by the number of students available for graduation.
- “150% Graduates” is the number of students who completed the program within 150% of the program length (includes on-time graduates).
- “150% Completion Rate” is the number of students who completed the program in the reported calendar year within 150% of the published program length, including on-time graduates, divided by the number of students available for graduation.
- “Graduates Available for Employment” means the number of graduates minus the number of graduates unavailable for employment.
- “Graduates Unavailable for Employment” means the graduates who, after graduation, die, become incarcerated, are called to active military duty, are international students that leave the United States or do not have a visa allowing employment in the United States, or are continuing their education in an accredited or bureau-approved postsecondary institution.
- “Graduates Employed in the Field” means graduates who beginning within six months after a student completes the applicable educational program are gainfully employed, whose employment has been reported, and for whom the institution has documented verification of employment. For occupations for which the state requires passing an examination, the six months period begins after the announcement of the examination results for the first examination available after a student completes an applicable educational program.
- “Placement Rate Employed in the Field” is calculated by dividing the number of graduates gainfully employed in the field by the number of graduates available for employment.
- “Number of Graduates Taking Exam” is the number of graduates who took the first available exam in the reported calendar year.
- “First Available Exam Date” is the date for the first available exam after a student completed a program.
- “Passage Rate” is calculated by dividing the number of graduates who passed the exam by the number of graduates who took the reported licensing exam.
- “Number Who Passed First Available Exam” is the number of graduates who took and passed the first available licensing exam after completing the program.
- “Salary” is as reported by graduate or graduate’s employer.
- “No Salary Information Reported” is the number of graduates for whom, after making reasonable attempts, the school was not able to obtain salary information.



Glendale Career College
240 N. Brand Blvd. Lower Level | Glendale, CA 91203
818-243-1131 | www.GlendaleCareer.com

STUDENT'S RIGHT TO CANCEL

1. If you are not accepted by the College, all monies will be refunded.
2. You have the right to cancel your program of study before you start your first day of class. All monies will be refunded.
3. If you start classes, but wish to cancel, you may cancel by midnight of the seventh calendar day after you have attended your first class. The last day you may exercise your right to cancel is: _____
4. If you cancel your enrollment by midnight of the seventh calendar day after you have attended your first class, you will have no liability to the College, except for any supplies the College has provided to you that are not returned. A refund of monies paid, less the itemized cost of supplies will be refunded to you within 45 days of the cancellation date. Once you pay for the supplies, they are yours to keep without obligation.
5. Cancellation shall occur when you give written notice of cancellation at the address of the College appearing below. You cancel by mail or hand delivery.
6. The written notice of cancellation, if sent by mail properly addressed, with postage paid, is effective when postmarked. The notice of cancellation indicates you do not wish to be bound by your Enrollment Agreement. You may use the notice of cancellation appearing below or any other written notice you wish.
7. If you have received federal student financial aid funds, you are entitled to a refund of moneys not paid from federal student financial aid programs.

To cancel the contract, mail or deliver a signed and dated copy of the cancellation notice, or any other written notice to:

Glendale Career College
240 N. Brand Blvd, Lower Level
Glendale, CA 91203
Phone: 818-243-1131 Fax: 818-243-6028

I, _____, am cancelling my enrollment at the College.

Student's Signature: _____ Date: _____

REMEMBER THAT YOU MUST CANCEL IN WRITING.

You do not have the right to cancel by telephoning the College or by not attending class.

I certify that I have received a copy of the "STUDENT'S RIGHT TO CANCEL" form.

Initials: _____



Glendale Career College
 240 N. Brand Blvd. Lower Level | Glendale, CA 91203
 818-243-1131 | www.GlendaleCareer.com

SCHOOL PERFORMANCE FACT SHEET
CALENDAR YEARS 2023 - 2024

Medical Insurance Biller and Coder 43 WEEKS

On-Time Completion Rates (Graduation Rates)

Includes data for the two calendar years prior to reporting.

Calendar Year	Number of Students Who Began the Program	Students Available for Graduation	Number of On-Time Graduates	On-Time Completion Rate
2023	9	9	0	0 %
2024	18	18	0	0 %

Student's Initials: _____ Date: _____

Initial only after you have had sufficient time to read and understand the information.

Students Completing Within 150% of the Published Program Length

Calendar Year	Number of Students Who Began the Program	Students Available for Graduation	150% Graduates	150% Completion Rate
2023	9	9	3	33 %
2024	18	18	11	61 %

Student's Initials: _____ Date: _____

Initial only after you have had sufficient time to read and understand the information.



Glendale Career College
 240 N. Brand Blvd. Lower Level | Glendale, CA 91203
 818-243-1131 | www.GlendaleCareer.com

Job Placement Rates (includes data for the two calendar years prior to reporting)

Calendar Year	Number of Students Who Began Program	Number of Graduates	Graduates Available for Employment	Graduates Employed in the Field	Placement Rate % Employed in the Field
2023	9	3	3	2	67 %
2024	18	11	11	5	45 %

You may obtain from the institution a list of the employment positions determined to be in the field for which a student received education and training. **(To obtain this list, please ask an institutional representative or you can review the list on the institution’s website at <http://www.nw.edu/consumer-information>.)**

Gainfully Employed Categories (includes data for the two calendar years prior to reporting)

Part-Time vs. Full-Time Employment

Calendar Year	Graduate Employed in the Field 20-29 Hours Per Week	Graduates Employed in the Field at Least 30 Hours Per Week	Total Graduates Employed in the Field
2023	0	2	2
2024	0	5	5

Single Position vs. Concurrent Aggregated Position

Calendar Year	Graduates Employed in the Field in a Single Position	Graduates Employed in the Field in Concurrent Aggregated Positions	Total Graduates Employed in the Field
2023	2	0	2
2024	5	0	5

Student’s Initials: _____ Date: _____

Initial only after you have had sufficient time to read and understand the information.



Self-Employed / Freelance Positions

Calendar Year	Graduates Employed who are Self-Employed or Working Freelance	Total Graduates Employed in the Field
2023	0	2
2024	0	5

Institutional Employment

Calendar Year	Graduates Employed in the Field who are Employed by the Institution, an Employer Owned by the Institution, or an Employer who Shares Ownership with the Institution.	Total Graduates Employed in the Field
2023	0	2
2024	0	5

Student's Initials: _____ Date: _____

Initial only after you have had sufficient time to read and understand the information.

License Examination Passage Rates (includes data for the two calendar years prior to reporting)

Calendar Year	Number of Graduates in Calendar Year	Number of Graduates Taking Exam	Number Who Passed First Available Exam	Number Who Failed First Available Exam	Passage Rate
2023	N/A	N/A	N/A	N/A	N/A %
2024	N/A	N/A	N/A	N/A	N/A %

*Graduates from the Medical Insurance Biller & Coder program do not need to pass a state licensing examination in order to work in the field

Student's Initials: _____ Date: _____

Initial only after you have had sufficient time to read and understand the information.



Salary and Wage Information (includes data for the two calendar years prior to reporting)

Annual salary and wages reported for graduates employed in the field.

Calendar Year	Graduates Available for Employment	Graduates Employed In Field	\$1-\$5,000	\$5,001-\$10,000	\$10,001-\$15,000	\$15,001-\$20,000	\$20,001-\$25,000	\$25,001-\$30,000
2023	3	2	0	0	0	0	0	0
2024	11	5	0	0	0	0	0	0
Calendar Year	Graduates Available for Employment	Graduates Employed In Field	\$30,001-\$35,000	\$35,001-\$40,000	\$40,001-\$45,000	\$45,001-\$50,000	\$50,001-\$55,000	\$55,001-\$60,000
2023	3	2	1	1	0	0	0	0
2024	11	5	0	0	0	0	0	0
Calendar Year	Graduates Available for Employment	Graduates Employed In Field	\$60,001-\$65,000	\$65,001-\$70,000	\$70,001-\$75,000	\$75,001-\$80,000	\$80,001-\$85,000	\$85,001-\$90,000
2023	3	2	0	0	0	0	0	0
2024	11	5	0	0	0	0	0	0
Calendar Year	Graduates Available for Employment	Graduates Employed In Field	\$90,001-\$95,000	\$95,001-\$100,000	\$100,000 over	No Salary Information Reported		
2023	3	2	0	0	0	0		
2024	11	5	0	0	0	5		

A list of sources used to substantiate salary disclosures is available from the school. To obtain this list, please ask an institutional representative.

Student's Initials: _____ Date: _____

Initial only after you have had sufficient time to read and understand the information.

Cost of Educational Program

Total charges for the program for students completing on-time in 2023 :\$18491.00

Additional charges may be incurred if the program is not completed on-time.

Total charges for the program for students completing on-time in 2024 :\$18491.00

Additional charges may be incurred if the program is not completed on-time.

Student's Initials: _____ Date: _____

Initial only after you have had sufficient time to read and understand the information.



Glendale Career College
 240 N. Brand Blvd. Lower Level | Glendale, CA 91203
 818-243-1131 | www.GlendaleCareer.com

Federal Student Loan Debt

Calendar Year(s)	Most recent three year cohort default rate, as reported by the United State Department of Education.¹	The percentage of enrolled students in 2023 - 2024 receiving federal student loans to pay for this program.	The percentage of graduates in 2023 - 2024 who took out federal student loans to pay for this program.	The average amount of federal student loan debt of 2023 - 2024 graduates who took out federal student loans at this institution.
2023	0 %	89 %	100 %	\$ 5345.00
2024	0 %	89 %	91 %	\$ 5345.00

¹The percentage of students who defaulted on their federal student loans is called the Cohort Default Rate (CDR). It shows the percentage of this school's students who were more than 270 days (9 months) behind on their federal student loans within three years of when the first payment was due. This is the most recent CDR reported by the U.S. Department of Education.

Student's Initials: _____ Date: _____

Initial only after you have had sufficient time to read and understand the information.

This fact sheet is filed with the Bureau for Private Postsecondary Education. Regardless of any information you may have relating to completion rates, placement rates, starting salaries, or license exam passage rates, this fact sheet contains the information as calculated pursuant to state law.

Any questions a student may have regarding this fact sheet that have not been satisfactorily answered by the institution may be directed to the Bureau for Private Postsecondary Education at 1747 N. Market Blvd, Suite 225, Sacramento, CA 95834, www.bppe.ca.gov, toll-free telephone number (888) 370-7589 or by fax (916) 263-1897.

SPFS TestGCC

 Student Name - Print

 Student Signature

 Date

 School Official

 Date

Definitions

- “Number of Students Who Began the Program” means the number of students who began a program who were scheduled to complete the program within 100% of the published program length within the reporting calendar year and excludes all students who cancelled during the cancellation period.
- “Students Available for Graduation” is the number of students who began the program minus the number of students who have died, been incarcerated, or been called to active military duty.
- “Number of On-time Graduates” is the number of students who completed the program within 100% of the published program length within the reporting calendar year.
- “On-time Completion Rate” is the number of on-time graduates divided by the number of students available for graduation.
- “150% Graduates” is the number of students who completed the program within 150% of the program length (includes on-time graduates).
- “150% Completion Rate” is the number of students who completed the program in the reported calendar year within 150% of the published program length, including on-time graduates, divided by the number of students available for graduation.
- “Graduates Available for Employment” means the number of graduates minus the number of graduates unavailable for employment.
- “Graduates Unavailable for Employment” means the graduates who, after graduation, die, become incarcerated, are called to active military duty, are international students that leave the United States or do not have a visa allowing employment in the United States, or are continuing their education in an accredited or bureau-approved postsecondary institution.
- “Graduates Employed in the Field” means graduates who beginning within six months after a student completes the applicable educational program are gainfully employed, whose employment has been reported, and for whom the institution has documented verification of employment. For occupations for which the state requires passing an examination, the six months period begins after the announcement of the examination results for the first examination available after a student completes an applicable educational program.
- “Placement Rate Employed in the Field” is calculated by dividing the number of graduates gainfully employed in the field by the number of graduates available for employment.
- “Number of Graduates Taking Exam” is the number of graduates who took the first available exam in the reported calendar year.
- “First Available Exam Date” is the date for the first available exam after a student completed a program.
- “Passage Rate” is calculated by dividing the number of graduates who passed the exam by the number of graduates who took the reported licensing exam.
- “Number Who Passed First Available Exam” is the number of graduates who took and passed the first available licensing exam after completing the program.
- “Salary” is as reported by graduate or graduate’s employer.
- “No Salary Information Reported” is the number of graduates for whom, after making reasonable attempts, the school was not able to obtain salary information.



Glendale Career College
240 N. Brand Blvd. Lower Level | Glendale, CA 91203
818-243-1131 | www.GlendaleCareer.com

STUDENT'S RIGHT TO CANCEL

1. If you are not accepted by the College, all monies will be refunded.
2. You have the right to cancel your program of study before you start your first day of class. All monies will be refunded.
3. If you start classes, but wish to cancel, you may cancel by midnight of the seventh calendar day after you have attended your first class. The last day you may exercise your right to cancel is: _____
4. If you cancel your enrollment by midnight of the seventh calendar day after you have attended your first class, you will have no liability to the College, except for any supplies the College has provided to you that are not returned. A refund of monies paid, less the itemized cost of supplies will be refunded to you within 45 days of the cancellation date. Once you pay for the supplies, they are yours to keep without obligation.
5. Cancellation shall occur when you give written notice of cancellation at the address of the College appearing below. You cancel by mail or hand delivery.
6. The written notice of cancellation, if sent by mail properly addressed, with postage paid, is effective when postmarked. The notice of cancellation indicates you do not wish to be bound by your Enrollment Agreement. You may use the notice of cancellation appearing below or any other written notice you wish.
7. If you have received federal student financial aid funds, you are entitled to a refund of moneys not paid from federal student financial aid programs.

To cancel the contract, mail or deliver a signed and dated copy of the cancellation notice, or any other written notice to:

Glendale Career College
240 N. Brand Blvd, Lower Level
Glendale, CA 91203
Phone: 818-243-1131 Fax: 818-243-6028

I, _____, am cancelling my enrollment at the College.

Student's Signature: _____ Date: _____

REMEMBER THAT YOU MUST CANCEL IN WRITING.

You do not have the right to cancel by telephoning the College or by not attending class.

I certify that I have received a copy of the "STUDENT'S RIGHT TO CANCEL" form.

Initials: _____



Glendale Career College
 240 N. Brand Blvd. Lower Level | Glendale, CA 91203
 818-243-1131 | www.GlendaleCareer.com

SCHOOL PERFORMANCE FACT SHEET
CALENDAR YEARS 2023 - 2024

Associate of Occupational Science Degree - **76 WEEKS**
 Surgical Technology

On-Time Completion Rates (Graduation Rates)

Includes data for the two calendar years prior to reporting.

Calendar Year	Number of Students Who Began the Program	Students Available for Graduation	Number of On-Time Graduates	On-Time Completion Rate
2023	86	86	12	14 %
2024	77	77	2	3 %

Student's Initials: _____ Date: _____

Initial only after you have had sufficient time to read and understand the information.

Students Completing Within 150% of the Published Program Length

Calendar Year	Number of Students Who Began the Program	Students Available for Graduation	150% Graduates	150% Completion Rate
2023	86	86	49	57 %
2024	77	77	53	69 %

Student's Initials: _____ Date: _____

Initial only after you have had sufficient time to read and understand the information.



Glendale Career College
 240 N. Brand Blvd. Lower Level | Glendale, CA 91203
 818-243-1131 | www.GlendaleCareer.com

Job Placement Rates (includes data for the two calendar years prior to reporting)

Calendar Year	Number of Students Who Began Program	Number of Graduates	Graduates Available for Employment	Graduates Employed in the Field	Placement Rate % Employed in the Field
2023	86	49	49	37	76 %
2024	77	53	53	28	53 %

You may obtain from the institution a list of the employment positions determined to be in the field for which a student received education and training. **(To obtain this list, please ask an institutional representative or you can review the list on the institution’s website at <http://www.nw.edu/consumer-information>.)**

Gainfully Employed Categories (includes data for the two calendar years prior to reporting)

Part-Time vs. Full-Time Employment

Calendar Year	Graduate Employed in the Field 20-29 Hours Per Week	Graduates Employed in the Field at Least 30 Hours Per Week	Total Graduates Employed in the Field
2023	0	37	37
2024	4	24	28

Single Position vs. Concurrent Aggregated Position

Calendar Year	Graduates Employed in the Field in a Single Position	Graduates Employed in the Field in Concurrent Aggregated Positions	Total Graduates Employed in the Field
2023	37	0	37
2024	28	0	28

Student’s Initials: _____ Date: _____

Initial only after you have had sufficient time to read and understand the information.



Glendale Career College
 240 N. Brand Blvd. Lower Level | Glendale, CA 91203
 818-243-1131 | www.GlendaleCareer.com

Self-Employed / Freelance Positions

Calendar Year	Graduates Employed who are Self-Employed or Working Freelance	Total Graduates Employed in the Field
2023	0	37
2024	0	28

Institutional Employment

Calendar Year	Graduates Employed in the Field who are Employed by the Institution, an Employer Owned by the Institution, or an Employer who Shares Ownership with the Institution.	Total Graduates Employed in the Field
2023	0	37
2024	0	28

Student's Initials: _____ Date: _____

Initial only after you have had sufficient time to read and understand the information.

License Examination Passage Rates (includes data for the two calendar years prior to reporting)

Calendar Year	Number of Graduates in Calendar Year	Number of Graduates Taking Exam	Number Who Passed First Available Exam	Number Who Failed First Available Exam	Passage Rate
2023	N/A	N/A	N/A	N/A	N/A %
2024	N/A	N/A	N/A	N/A	N/A %

Student's Initials: _____ Date: _____

Initial only after you have had sufficient time to read and understand the information.



Glendale Career College
 240 N. Brand Blvd. Lower Level | Glendale, CA 91203
 818-243-1131 | www.GlendaleCareer.com

Salary and Wage Information (includes data for the two calendar years prior to reporting)

Annual salary and wages reported for graduates employed in the field.

Calendar Year	Graduates Available for Employment	Graduates Employed In Field	\$1-\$5,000	\$5,001-\$10,000	\$10,001-\$15,000	\$15,001-\$20,000	\$20,001-\$25,000	\$25,001-\$30,000
2023	49	37	0	0	0	0	1	0
2024	53	28	0	0	0	0	4	0
Calendar Year	Graduates Available for Employment	Graduates Employed In Field	\$30,001-\$35,000	\$35,001-\$40,000	\$40,001-\$45,000	\$45,001-\$50,000	\$50,001-\$55,000	\$55,001-\$60,000
2023	49	37	0	0	4	18	2	6
2024	53	28	0	0	0	16	1	5
Calendar Year	Graduates Available for Employment	Graduates Employed In Field	\$60,001-\$65,000	\$65,001-\$70,000	\$70,001-\$75,000	\$75,001-\$80,000	\$80,001-\$85,000	\$85,001-\$90,000
2023	49	37	0	0	0	1	0	0
2024	53	28	0	0	1	0	0	0
Calendar Year	Graduates Available for Employment	Graduates Employed In Field	\$90,001-\$95,000	\$95,001-\$100,000	\$100,000 over	No Salary Information Reported		
2023	49	37	0	0	0	5		
2024	53	28	0	0	1	0		

A list of sources used to substantiate salary disclosures is available from the school. To obtain this list, please ask an institutional representative.

Student's Initials: _____ Date: _____

Initial only after you have had sufficient time to read and understand the information.

Cost of Educational Program

Total charges for the program for students completing on-time in 2023 :\$40862.50


Additional charges may be incurred if the program is not completed on-time.

Total charges for the program for students completing on-time in 2024 :\$40862.50

Additional charges may be incurred if the program is not completed on-time.

Student's Initials: _____ Date: _____

Initial only after you have had sufficient time to read and understand the information.



Glendale Career College
 240 N. Brand Blvd. Lower Level | Glendale, CA 91203
 818-243-1131 | www.GlendaleCareer.com

Federal Student Loan Debt

Calendar Year(s)	Most recent three year cohort default rate, as reported by the United State Department of Education.¹	The percentage of enrolled students in 2023 - 2024 receiving federal student loans to pay for this program.	The percentage of graduates in 2023 - 2024 who took out federal student loans to pay for this program.	The average amount of federal student loan debt of 2023 - 2024 graduates who took out federal student loans at this institution.
2023	0 %	92 %	98 %	\$ 5345.00
2024	0 %	86 %	85 %	\$ 5345.00

¹The percentage of students who defaulted on their federal student loans is called the Cohort Default Rate (CDR). It shows the percentage of this school's students who were more than 270 days (9 months) behind on their federal student loans within three years of when the first payment was due. This is the most recent CDR reported by the U.S. Department of Education.

Student's Initials: _____ **Date:** _____

Initial only after you have had sufficient time to read and understand the information.

This fact sheet is filed with the Bureau for Private Postsecondary Education. Regardless of any information you may have relating to completion rates, placement rates, starting salaries, or license exam passage rates, this fact sheet contains the information as calculated pursuant to state law.

Any questions a student may have regarding this fact sheet that have not been satisfactorily answered by the institution may be directed to the Bureau for Private Postsecondary Education at 1747 N. Market Blvd, Suite 225, Sacramento, CA 95834, www.bppe.ca.gov, toll-free telephone number (888) 370-7589 or by fax (916) 263-1897.

SPFS TestGCC

 Student Name - Print

 Student Signature

 Date

 School Official

 Date

Definitions

- “Number of Students Who Began the Program” means the number of students who began a program who were scheduled to complete the program within 100% of the published program length within the reporting calendar year and excludes all students who cancelled during the cancellation period.
- “Students Available for Graduation” is the number of students who began the program minus the number of students who have died, been incarcerated, or been called to active military duty.
- “Number of On-time Graduates” is the number of students who completed the program within 100% of the published program length within the reporting calendar year.
- “On-time Completion Rate” is the number of on-time graduates divided by the number of students available for graduation.
- “150% Graduates” is the number of students who completed the program within 150% of the program length (includes on-time graduates).
- “150% Completion Rate” is the number of students who completed the program in the reported calendar year within 150% of the published program length, including on-time graduates, divided by the number of students available for graduation.
- “Graduates Available for Employment” means the number of graduates minus the number of graduates unavailable for employment.
- “Graduates Unavailable for Employment” means the graduates who, after graduation, die, become incarcerated, are called to active military duty, are international students that leave the United States or do not have a visa allowing employment in the United States, or are continuing their education in an accredited or bureau-approved postsecondary institution.
- “Graduates Employed in the Field” means graduates who beginning within six months after a student completes the applicable educational program are gainfully employed, whose employment has been reported, and for whom the institution has documented verification of employment. For occupations for which the state requires passing an examination, the six months period begins after the announcement of the examination results for the first examination available after a student completes an applicable educational program.
- “Placement Rate Employed in the Field” is calculated by dividing the number of graduates gainfully employed in the field by the number of graduates available for employment.
- “Number of Graduates Taking Exam” is the number of graduates who took the first available exam in the reported calendar year.
- “First Available Exam Date” is the date for the first available exam after a student completed a program.
- “Passage Rate” is calculated by dividing the number of graduates who passed the exam by the number of graduates who took the reported licensing exam.
- “Number Who Passed First Available Exam” is the number of graduates who took and passed the first available licensing exam after completing the program.
- “Salary” is as reported by graduate or graduate’s employer.
- “No Salary Information Reported” is the number of graduates for whom, after making reasonable attempts, the school was not able to obtain salary information.



Glendale Career College
240 N. Brand Blvd. Lower Level | Glendale, CA 91203
818-243-1131 | www.GlendaleCareer.com

STUDENT'S RIGHT TO CANCEL

1. If you are not accepted by the College, all monies will be refunded.
2. You have the right to cancel your program of study before you start your first day of class. All monies will be refunded.
3. If you start classes, but wish to cancel, you may cancel by midnight of the seventh calendar day after you have attended your first class. The last day you may exercise your right to cancel is: _____
4. If you cancel your enrollment by midnight of the seventh calendar day after you have attended your first class, you will have no liability to the College, except for any supplies the College has provided to you that are not returned. A refund of monies paid, less the itemized cost of supplies will be refunded to you within 45 days of the cancellation date. Once you pay for the supplies, they are yours to keep without obligation.
5. Cancellation shall occur when you give written notice of cancellation at the address of the College appearing below. You cancel by mail or hand delivery.
6. The written notice of cancellation, if sent by mail properly addressed, with postage paid, is effective when postmarked. The notice of cancellation indicates you do not wish to be bound by your Enrollment Agreement. You may use the notice of cancellation appearing below or any other written notice you wish.
7. If you have received federal student financial aid funds, you are entitled to a refund of moneys not paid from federal student financial aid programs.

To cancel the contract, mail or deliver a signed and dated copy of the cancellation notice, or any other written notice to:

Glendale Career College
240 N. Brand Blvd, Lower Level
Glendale, CA 91203
Phone: 818-243-1131 Fax: 818-243-6028

I, _____, am cancelling my enrollment at the College.

Student's Signature: _____ Date: _____

REMEMBER THAT YOU MUST CANCEL IN WRITING.

You do not have the right to cancel by telephoning the College or by not attending class.

I certify that I have received a copy of the "STUDENT'S RIGHT TO CANCEL" form.

Initials: _____



Glendale Career College
 240 N. Brand Blvd. Lower Level | Glendale, CA 91203
 818-243-1131 | www.GlendaleCareer.com

SCHOOL PERFORMANCE FACT SHEET
CALENDAR YEARS 2023 - 2024

Vocational Nurse 64 WEEKS

On-Time Completion Rates (Graduation Rates)

Includes data for the two calendar years prior to reporting.

Calendar Year	Number of Students Who Began the Program	Students Available for Graduation	Number of On-Time Graduates	On-Time Completion Rate
2023	103	103	33	32 %
2024	115	15	5	4 %

Student's Initials: _____ Date: _____

Initial only after you have had sufficient time to read and understand the information.

Students Completing Within 150% of the Published Program Length

Calendar Year	Number of Students Who Began the Program	Students Available for Graduation	150% Graduates	150% Completion Rate
2023	103	103	56	54 %
2024	115	115	73	63 %

Student's Initials: _____ Date: _____

Initial only after you have had sufficient time to read and understand the information.



Glendale Career College
 240 N. Brand Blvd. Lower Level | Glendale, CA 91203
 818-243-1131 | www.GlendaleCareer.com

Job Placement Rates (includes data for the two calendar years prior to reporting)

Calendar Year	Number of Students Who Began Program	Number of Graduates	Graduates Available for Employment	Graduates Employed in the Field	Placement Rate % Employed in the Field
2023	103	56	56	46	82 %
2024	115	73	73	42	58 %

You may obtain from the institution a list of the employment positions determined to be in the field for which a student received education and training. **(To obtain this list, please ask an institutional representative or you can review the list on the institution's website at <http://www.nw.edu/consumer-information>.)**

Gainfully Employed Categories (includes data for the two calendar years prior to reporting)

Part-Time vs. Full-Time Employment

Calendar Year	Graduate Employed in the Field 20-29 Hours Per Week	Graduates Employed in the Field at Least 30 Hours Per Week	Total Graduates Employed in the Field
2023	2	44	46
2024	6	36	42

Single Position vs. Concurrent Aggregated Position

Calendar Year	Graduates Employed in the Field in a Single Position	Graduates Employed in the Field in Concurrent Aggregated Positions	Total Graduates Employed in the Field
2023	46	0	46
2024	42	0	42

Student's Initials: _____ Date: _____

Initial only after you have had sufficient time to read and understand the information.



Glendale Career College
 240 N. Brand Blvd. Lower Level | Glendale, CA 91203
 818-243-1131 | www.GlendaleCareer.com

Self-Employed / Freelance Positions

Calendar Year	Graduates Employed who are Self-Employed or Working Freelance	Total Graduates Employed in the Field
2023	0	46
2024	0	42

Institutional Employment

Calendar Year	Graduates Employed in the Field who are Employed by the Institution, an Employer Owned by the Institution, or an Employer who Shares Ownership with the Institution.	Total Graduates Employed in the Field
2023	0	46
2024	0	42

Student's Initials: _____ Date: _____

Initial only after you have had sufficient time to read and understand the information.

License Examination Passage Rates (includes data for the two calendar years prior to reporting)

Calendar Year	Number of Graduates in Calendar Year	Number of Graduates Taking Exam	Number Who Passed First Available Exam	Number Who Failed First Available Exam	Passage Rate
2023	56	38	31	7	82 %
2024	73	82	51	31	62 %

Student's Initials: _____ Date: _____

Initial only after you have had sufficient time to read and understand the information.



Glendale Career College
 240 N. Brand Blvd. Lower Level | Glendale, CA 91203
 818-243-1131 | www.GlendaleCareer.com

Salary and Wage Information (includes data for the two calendar years prior to reporting)

Annual salary and wages reported for graduates employed in the field.

Calendar Year	Graduates Available for Employment	Graduates Employed In Field	\$1-\$5,000	\$5,001-\$10,000	\$10,001-\$15,000	\$15,001-\$20,000	\$20,001-\$25,000	\$25,001-\$30,000
2023	56	46	0	0	0	0	0	0
2024	73	42	0	0	0	0	0	2
Calendar Year	Graduates Available for Employment	Graduates Employed In Field	\$30,001-\$35,000	\$35,001-\$40,000	\$40,001-\$45,000	\$45,001-\$50,000	\$50,001-\$55,000	\$55,001-\$60,000
2023	56	46	2	0	0	0	0	11
2024	73	42	3	0	1	2	0	5
Calendar Year	Graduates Available for Employment	Graduates Employed In Field	\$60,001-\$65,000	\$65,001-\$70,000	\$70,001-\$75,000	\$75,001-\$80,000	\$80,001-\$85,000	\$85,001-\$90,000
2023	56	46	3	24	2	2	0	0
2024	73	42	0	23	4	1	0	0
Calendar Year	Graduates Available for Employment	Graduates Employed In Field	\$90,001-\$95,000	\$95,001-\$100,000	\$100,000 over	No Salary Information Reported		
2023	56	46	0	0	0	2		
2024	73	42	0	1	0	0		

A list of sources used to substantiate salary disclosures is available from the school. To obtain this list, please ask an institutional representative.

Student's Initials: _____ Date: _____

Initial only after you have had sufficient time to read and understand the information.

Cost of Educational Program

Total charges for the program for students completing on-time in 2023 :\$37991.00

Additional charges may be incurred if the program is not completed on-time.

Total charges for the program for students completing on-time in 2024 :\$37991.00

Additional charges may be incurred if the program is not completed on-time.

Student's Initials: _____ Date: _____

Initial only after you have had sufficient time to read and understand the information.



Glendale Career College
 240 N. Brand Blvd. Lower Level | Glendale, CA 91203
 818-243-1131 | www.GlendaleCareer.com

Federal Student Loan Debt

Calendar Year(s)	Most recent three year cohort default rate, as reported by the United State Department of Education.¹	The percentage of enrolled students in 2023 - 2024 receiving federal student loans to pay for this program.	The percentage of graduates in 2023 - 2024 who took out federal student loans to pay for this program.	The average amount of federal student loan debt of 2023 - 2024 graduates who took out federal student loans at this institution.
2023	0 %	85 %	89 %	\$ 5345.00
2024	0 %	90 %	92 %	\$ 5345.00

¹The percentage of students who defaulted on their federal student loans is called the Cohort Default Rate (CDR). It shows the percentage of this school's students who were more than 270 days (9 months) behind on their federal student loans within three years of when the first payment was due. This is the most recent CDR reported by the U.S. Department of Education.

Student's Initials: _____ **Date:** _____

Initial only after you have had sufficient time to read and understand the information.

This fact sheet is filed with the Bureau for Private Postsecondary Education. Regardless of any information you may have relating to completion rates, placement rates, starting salaries, or license exam passage rates, this fact sheet contains the information as calculated pursuant to state law.

Any questions a student may have regarding this fact sheet that have not been satisfactorily answered by the institution may be directed to the Bureau for Private Postsecondary Education at 1747 N. Market Blvd, Suite 225, Sacramento, CA 95834, www.bppe.ca.gov, toll-free telephone number (888) 370-7589 or by fax (916) 263-1897.

SPFS TestGCC

 Student Name - Print

 Student Signature

 Date

 School Official

 Date

Definitions

- “Number of Students Who Began the Program” means the number of students who began a program who were scheduled to complete the program within 100% of the published program length within the reporting calendar year and excludes all students who cancelled during the cancellation period.
- “Students Available for Graduation” is the number of students who began the program minus the number of students who have died, been incarcerated, or been called to active military duty.
- “Number of On-time Graduates” is the number of students who completed the program within 100% of the published program length within the reporting calendar year.
- “On-time Completion Rate” is the number of on-time graduates divided by the number of students available for graduation.
- “150% Graduates” is the number of students who completed the program within 150% of the program length (includes on-time graduates).
- “150% Completion Rate” is the number of students who completed the program in the reported calendar year within 150% of the published program length, including on-time graduates, divided by the number of students available for graduation.
- “Graduates Available for Employment” means the number of graduates minus the number of graduates unavailable for employment.
- “Graduates Unavailable for Employment” means the graduates who, after graduation, die, become incarcerated, are called to active military duty, are international students that leave the United States or do not have a visa allowing employment in the United States, or are continuing their education in an accredited or bureau-approved postsecondary institution.
- “Graduates Employed in the Field” means graduates who beginning within six months after a student completes the applicable educational program are gainfully employed, whose employment has been reported, and for whom the institution has documented verification of employment. For occupations for which the state requires passing an examination, the six months period begins after the announcement of the examination results for the first examination available after a student completes an applicable educational program.
- “Placement Rate Employed in the Field” is calculated by dividing the number of graduates gainfully employed in the field by the number of graduates available for employment.
- “Number of Graduates Taking Exam” is the number of graduates who took the first available exam in the reported calendar year.
- “First Available Exam Date” is the date for the first available exam after a student completed a program.
- “Passage Rate” is calculated by dividing the number of graduates who passed the exam by the number of graduates who took the reported licensing exam.
- “Number Who Passed First Available Exam” is the number of graduates who took and passed the first available licensing exam after completing the program.
- “Salary” is as reported by graduate or graduate’s employer.
- “No Salary Information Reported” is the number of graduates for whom, after making reasonable attempts, the school was not able to obtain salary information.



Glendale Career College
240 N. Brand Blvd. Lower Level | Glendale, CA 91203
818-243-1131 | www.GlendaleCareer.com

STUDENT'S RIGHT TO CANCEL

1. If you are not accepted by the College, all monies will be refunded.
2. You have the right to cancel your program of study before you start your first day of class. All monies will be refunded.
3. If you start classes, but wish to cancel, you may cancel by midnight of the seventh calendar day after you have attended your first class. The last day you may exercise your right to cancel is: _____
4. If you cancel your enrollment by midnight of the seventh calendar day after you have attended your first class, you will have no liability to the College, except for any supplies the College has provided to you that are not returned. A refund of monies paid, less the itemized cost of supplies will be refunded to you within 45 days of the cancellation date. Once you pay for the supplies, they are yours to keep without obligation.
5. Cancellation shall occur when you give written notice of cancellation at the address of the College appearing below. You cancel by mail or hand delivery.
6. The written notice of cancellation, if sent by mail properly addressed, with postage paid, is effective when postmarked. The notice of cancellation indicates you do not wish to be bound by your Enrollment Agreement. You may use the notice of cancellation appearing below or any other written notice you wish.
7. If you have received federal student financial aid funds, you are entitled to a refund of moneys not paid from federal student financial aid programs.

To cancel the contract, mail or deliver a signed and dated copy of the cancellation notice, or any other written notice to:

Glendale Career College
240 N. Brand Blvd, Lower Level
Glendale, CA 91203
Phone: 818-243-1131 Fax: 818-243-6028

I, _____, am cancelling my enrollment at the College.

Student's Signature: _____ Date: _____

REMEMBER THAT YOU MUST CANCEL IN WRITING.

You do not have the right to cancel by telephoning the College or by not attending class.

I certify that I have received a copy of the "STUDENT'S RIGHT TO CANCEL" form.

Initials: _____



SCHOOL PERFORMANCE FACT SHEET
CALENDAR YEARS 2023 - 2024

Associate of Arts in Nursing 96 WEEKS

On-Time Completion Rates (Graduation Rates)

Includes data for the two calendar years prior to reporting.

Calendar Year	Number of Students Who Began the Program	Students Available for Graduation	Number of On-Time Graduates	On-Time Completion Rate
2023	157	157	69	44 %
2024	185	185	1	1 %

Student's Initials: _____ Date: _____

Initial only after you have had sufficient time to read and understand the information.

Students Completing Within 150% of the Published Program Length

Calendar Year	Number of Students Who Began the Program	Students Available for Graduation	150% Graduates	150% Completion Rate
2023	157	157	94	60 %
2024	185	185	96	52 %

Student's Initials: _____ Date: _____

Initial only after you have had sufficient time to read and understand the information.



Job Placement Rates (includes data for the two calendar years prior to reporting)

Calendar Year	Number of Students Who Began Program	Number of Graduates	Graduates Available for Employment	Graduates Employed in the Field	Placement Rate % Employed in the Field
2023	157	94	94	86	91 %
2024	185	96	96	77	80 %

You may obtain from the institution a list of the employment positions determined to be in the field for which a student received education and training. **(To obtain this list, please ask an institutional representative or you can review the list on the institution’s website at <http://www.nw.edu/consumer-information>.)**

Gainfully Employed Categories (includes data for the two calendar years prior to reporting)

Part-Time vs. Full-Time Employment

Calendar Year	Graduate Employed in the Field 20-29 Hours Per Week	Graduates Employed in the Field at Least 30 Hours Per Week	Total Graduates Employed in the Field
2023	0	86	86
2024	1	76	77

Student’s Initials: _____ Date: _____

Initial only after you have had sufficient time to read and understand the information.

Single Position vs. Concurrent Aggregated Position

Calendar Year	Graduates Employed in the Field in a Single Position	Graduates Employed in the Field in Concurrent Aggregated Positions	Total Graduates Employed in the Field
2023	86	0	86
2024	77	0	77



Self-Employed / Freelance Positions

Calendar Year	Graduates Employed who are Self-Employed or Working Freelance	Total Graduates Employed in the Field
2023	0	86
2024	0	77

Institutional Employment

Calendar Year	Graduates Employed in the Field who are Employed by the Institution, an Employer Owned by the Institution, or an Employer who Shares Ownership with the Institution.	Total Graduates Employed in the Field
2023	0	86
2024	0	77

Student's Initials: _____ Date: _____

Initial only after you have had sufficient time to read and understand the information.

License Examination Passage Rates (includes data for the two calendar years prior to reporting)

Calendar Year	Number of Graduates in Calendar Year	Number of Graduates Taking Exam	Number Who Passed First Available Exam	Number Who Failed First Available Exam	Passage Rate
2023	94	155	132	23	85 %
2024	96	0	0	0	0 %

Student's Initials: _____ Date: _____

Initial only after you have had sufficient time to read and understand the information.



Salary and Wage Information (includes data for the two calendar years prior to reporting)

Annual salary and wages reported for graduates employed in the field.

Calendar Year	Graduates Available for Employment	Graduates Employed In Field	\$1-\$5,000	\$5,001-\$10,000	\$10,001-\$15,000	\$15,001-\$20,000	\$20,001-\$25,000	\$25,001-\$30,000
2023	94	86	0	0	0	0	0	0
2024	96	77	0	0	0	0	0	0
Calendar Year	Graduates Available for Employment	Graduates Employed In Field	\$30,001-\$35,000	\$35,001-\$40,000	\$40,001-\$45,000	\$45,001-\$50,000	\$50,001-\$55,000	\$55,001-\$60,000
2023	94	86	0	0	0	0	0	0
2024	96	77	0	0	0	0	1	0
Calendar Year	Graduates Available for Employment	Graduates Employed In Field	\$60,001-\$65,000	\$65,001-\$70,000	\$70,001-\$75,000	\$75,001-\$80,000	\$80,001-\$85,000	\$85,001-\$90,000
2023	94	86	0	0	0	13	2	9
2024	96	77	0	1	0	6	0	7
Calendar Year	Graduates Available for Employment	Graduates Employed In Field	\$90,001-\$95,000	\$95,001-\$100,000	\$100,000 over	No Salary Information Reported		
2023	94	86	3	24	8	27		
2024	96	77	3	28	30	1		

A list of sources used to substantiate salary disclosures is available from the school. To obtain this list, please ask an institutional representative.

Student's Initials: _____ Date: _____

Initial only after you have had sufficient time to read and understand the information.

Cost of Educational Program

Total charges for the program for students completing on-time in 2023 : \$ 80158.00

Total charges may be higher for students that do not complete on time.

Total charges for the program for students completing on-time in 2024 : \$ 80158.00

Total charges may be higher for students that do not complete on time.

Student's Initials: _____ Date: _____

Initial only after you have had sufficient time to read and understand the information.



Federal Student Loan Debt

Calendar Year(s)	Most recent three year cohort default rate, as reported by the United State Department of Education. ¹	The percentage of enrolled students in 2023 - 2024 receiving federal student loans to pay for this program.	The percentage of graduates in 2023 - 2024 who took out federal student loans to pay for this program.	The average amount of federal student loan debt of 2023 - 2024 graduates who took out federal student loans at this institution.
2023	0 %	90 %	91 %	\$ 4840.00
2024	0 %	81 %	95 %	\$ 4840.00

¹The percentage of students who defaulted on their federal student loans is called the Cohort Default Rate (CDR). It shows the percentage of this school's students who were more than 270 days (9 months) behind on their federal student loans within three years of when the first payment was due. This is the most recent CDR reported by the U.S. Department of Education.

Student's Initials: _____ **Date:** _____

Initial only after you have had sufficient time to read and understand the information.

This fact sheet is filed with the Bureau for Private Postsecondary Education. Regardless of any information you may have relating to completion rates, placement rates, starting salaries, or license exam passage rates, this fact sheet contains the information as calculated pursuant to state law.

Any questions a student may have regarding this fact sheet that have not been satisfactorily answered by the institution may be directed to the Bureau for Private Postsecondary Education at 1747 N. Market Blvd, Suite 225, Sacramento, CA 95834, www.bppe.ca.gov, toll-free telephone number (888) 370-7589 or by fax (916) 263-1897.

SPFS TestSD

 Student Name - Print

 Student Signature

 Date

 School Official

 Date



Definitions

- “Number of Students Who Began the Program” means the number of students who began a program who were scheduled to complete the program within 100% of the published program length within the reporting calendar year and excludes all students who cancelled during the cancellation period.
- “Students Available for Graduation” is the number of students who began the program minus the number of students who have died, been incarcerated, or been called to active military duty.
- “Number of On-time Graduates” is the number of students who completed the program within 100% of the published program length within the reporting calendar year.
- “On-time Completion Rate” is the number of on-time graduates divided by the number of students available for graduation.
- “150% Graduates” is the number of students who completed the program within 150% of the program length (includes on-time graduates).
- “150% Completion Rate” is the number of students who completed the program in the reported calendar year within 150% of the published program length, including on-time graduates, divided by the number of students available for graduation.
- “Graduates Available for Employment” means the number of graduates minus the number of graduates unavailable for employment.
- “Graduates Unavailable for Employment” means the graduates who, after graduation, die, become incarcerated, are called to active military duty, are international students that leave the United States or do not have a visa allowing employment in the United States, or are continuing their education in an accredited or bureau-approved postsecondary institution.
- “Graduates Employed in the Field” means graduates who beginning within six months after a student completes the applicable educational program are gainfully employed, whose employment has been reported, and for whom the institution has documented verification of employment. For occupations for which the state requires passing an examination, the six months period begins after the announcement of the examination results for the first examination available after a student completes an applicable educational program.
- “Placement Rate Employed in the Field” is calculated by dividing the number of graduates gainfully employed in the field by the number of graduates available for employment.
- “Number of Graduates Taking Exam” is the number of graduates who took the first available exam in the reported calendar year.
- “First Available Exam Date” is the date for the first available exam after a student completed a program.
- “Passage Rate” is calculated by dividing the number of graduates who passed the exam by the number of graduates who took the reported licensing exam.
- “Number Who Passed First Available Exam” is the number of graduates who took and passed the first available licensing exam after completing the program.
- “Salary” is as reported by graduate or graduate’s employer.
- “No Salary Information Reported” is the number of graduates for whom, after making reasonable attempts, the school was not able to obtain salary information.



STUDENT'S RIGHT TO CANCEL

- 1. If you are not accepted by the College, all monies will be refunded.
- 2. You have the right to cancel your program of study before you start your first day of class. All monies will be refunded.
- 3. If you start classes, but wish to cancel, you may cancel by midnight of the seventh calendar day after you have attended your first class. The last day you may exercise your right to cancel is: _____
- 4. If you cancel your enrollment by midnight of the seventh calendar day after you have attended your first class, you will have no liability to the College, except for any supplies the College has provided to you that are not returned. A refund of monies paid, less the itemized cost of supplies will be refunded to you within 45 days of the cancellation date. Once you pay for the supplies, they are yours to keep without obligation.
- 5. Cancellation shall occur when you give written notice of cancellation at the address of the College appearing below. You cancel by mail or hand delivery.
- 6. The written notice of cancellation, if sent by mail properly addressed, with postage paid, is effective when postmarked. The notice of cancellation indicates you do not wish to be bound by your Enrollment Agreement. You may use the notice of cancellation appearing below or any other written notice you wish.
- 7. If you have received federal student financial aid funds, you are entitled to a refund of moneys not paid from federal student financial aid programs.

To cancel the contract, mail or deliver a signed and dated copy of the cancellation notice, or any other written notice to:

North-West College - San Diego
6106 Arosa St. , San Diego, CA 92115

Phone: 858-715-1120 Fax: 858-715-1123

I, _____, am cancelling my enrollment at the College.

Student's Signature: _____ Date: _____

REMEMBER THAT YOU MUST CANCEL IN WRITING.

You do not have the right to cancel by telephoning the College or by not attending class.

I certify that I have received a copy of the "STUDENT'S RIGHT TO CANCEL" form.

Initials: _____



SCHOOL PERFORMANCE FACT SHEET
CALENDAR YEARS 2023 - 2024

Bachelor of Science in Nursing (RN to BSN) 52 WEEKS

On-Time Completion Rates (Graduation Rates)

Includes data for the two calendar years prior to reporting.

Calendar Year	Number of Students Who Began the Program	Students Available for Graduation	Number of On-Time Graduates	On-Time Completion Rate
2023	2	2	2	100 %
2024	9	9	6	67 %

Student's Initials: _____ Date: _____

Initial only after you have had sufficient time to read and understand the information.

Students Completing Within 150% of the Published Program Length

Calendar Year	Number of Students Who Began the Program	Students Available for Graduation	150% Graduates	150% Completion Rate
2023	2	2	2	100 %
2024	9	9	6	67 %

Student's Initials: _____ Date: _____

Initial only after you have had sufficient time to read and understand the information.



Job Placement Rates (includes data for the two calendar years prior to reporting)

Calendar Year	Number of Students Who Began Program	Number of Graduates	Graduates Available for Employment	Graduates Employed in the Field	Placement Rate % Employed in the Field
2023	2	2	2	2	100 %
2024	9	6	6	4	67 %

You may obtain from the institution a list of the employment positions determined to be in the field for which a student received education and training. **(To obtain this list, please ask an institutional representative or you can review the list on the institution’s website at <http://www.nw.edu/consumer-information>.)**

Gainfully Employed Categories (includes data for the two calendar years prior to reporting)

Part-Time vs. Full-Time Employment

Calendar Year	Graduate Employed in the Field 20-29 Hours Per Week	Graduates Employed in the Field at Least 30 Hours Per Week	Total Graduates Employed in the Field
2023	0	2	2
2024	0	4	4

Student’s Initials: _____ Date: _____

Initial only after you have had sufficient time to read and understand the information.

Single Position vs. Concurrent Aggregated Position

Calendar Year	Graduates Employed in the Field in a Single Position	Graduates Employed in the Field in Concurrent Aggregated Positions	Total Graduates Employed in the Field
2023	2	0	2
2024	4	0	4



Self-Employed / Freelance Positions

Calendar Year	Graduates Employed who are Self-Employed or Working Freelance	Total Graduates Employed in the Field
2023	0	2
2024	0	4

Institutional Employment

Calendar Year	Graduates Employed in the Field who are Employed by the Institution, an Employer Owned by the Institution, or an Employer who Shares Ownership with the Institution.	Total Graduates Employed in the Field
2023	0	2
2024	0	4

Student's Initials: _____ Date: _____

Initial only after you have had sufficient time to read and understand the information.

License Examination Passage Rates (includes data for the two calendar years prior to reporting)

Calendar Year	Number of Graduates in Calendar Year	Number of Graduates Taking Exam	Number Who Passed First Available Exam	Number Who Failed First Available Exam	Passage Rate
2023	N/A	N/A	N/A	N/A	N/A %
2024	N/A	N/A	N/A	N/A	N/A %

*Graduates from the Bachelor of Science in Nursing (RN to BSN) program do not need to pass a state licensing examination in order to work in the field

Student's Initials: _____ Date: _____

Initial only after you have had sufficient time to read and understand the information.



Salary and Wage Information (includes data for the two calendar years prior to reporting)

Annual salary and wages reported for graduates employed in the field.

Calendar Year	Graduates Available for Employment	Graduates Employed In Field	\$1-\$5,000	\$5,001-\$10,000	\$10,001-\$15,000	\$15,001-\$20,000	\$20,001-\$25,000	\$25,001-\$30,000
2023	2	2	0	0	0	0	0	0
2024	6	4	0	0	0	0	0	0
Calendar Year	Graduates Available for Employment	Graduates Employed In Field	\$30,001-\$35,000	\$35,001-\$40,000	\$40,001-\$45,000	\$45,001-\$50,000	\$50,001-\$55,000	\$55,001-\$60,000
2023	2	2	0	0	0	0	0	0
2024	6	4	0	0	0	0	0	0
Calendar Year	Graduates Available for Employment	Graduates Employed In Field	\$60,001-\$65,000	\$65,001-\$70,000	\$70,001-\$75,000	\$75,001-\$80,000	\$80,001-\$85,000	\$85,001-\$90,000
2023	2	2	0	0	0	0	0	0
2024	6	4	0	0	0	0	0	0
Calendar Year	Graduates Available for Employment	Graduates Employed In Field	\$90,001-\$95,000	\$95,001-\$100,000	\$100,000 over	No Salary Information Reported		
2023	2	2	0	1	0	1		
2024	6	4	0	2	2	0		

A list of sources used to substantiate salary disclosures is available from the school. To obtain this list, please ask an institutional representative.

Student's Initials: _____ Date: _____

Initial only after you have had sufficient time to read and understand the information.

Cost of Educational Program

Total charges for the program for students completing on-time in 2023 : \$ 15137.50

Total charges may be higher for students that do not complete on time.

Total charges for the program for students completing on-time in 2024 : \$ 15137.50

Total charges may be higher for students that do not complete on time.

Student's Initials: _____ Date: _____

Initial only after you have had sufficient time to read and understand the information.



Federal Student Loan Debt

Calendar Year(s)	Most recent three year cohort default rate, as reported by the United State Department of Education. ¹	The percentage of enrolled students in 2023 - 2024 receiving federal student loans to pay for this program.	The percentage of graduates in 2023 - 2024 who took out federal student loans to pay for this program.	The average amount of federal student loan debt of 2023 - 2024 graduates who took out federal student loans at this institution.
2023	0 %	100 %	100 %	\$ 4840.00
2024	0 %	22 %	33 %	\$ 4840.00

¹The percentage of students who defaulted on their federal student loans is called the Cohort Default Rate (CDR). It shows the percentage of this school's students who were more than 270 days (9 months) behind on their federal student loans within three years of when the first payment was due. This is the most recent CDR reported by the U.S. Department of Education.

Student's Initials: _____ **Date:** _____

Initial only after you have had sufficient time to read and understand the information.

This fact sheet is filed with the Bureau for Private Postsecondary Education. Regardless of any information you may have relating to completion rates, placement rates, starting salaries, or license exam passage rates, this fact sheet contains the information as calculated pursuant to state law.

Any questions a student may have regarding this fact sheet that have not been satisfactorily answered by the institution may be directed to the Bureau for Private Postsecondary Education at 1747 N. Market Blvd, Suite 225, Sacramento, CA 95834, www.bppe.ca.gov, toll-free telephone number (888) 370-7589 or by fax (916) 263-1897.

SPFS TestSD _____
 Student Name - Print

 Student Signature

 Date

 School Official

 Date



Definitions

- “Number of Students Who Began the Program” means the number of students who began a program who were scheduled to complete the program within 100% of the published program length within the reporting calendar year and excludes all students who cancelled during the cancellation period.
- “Students Available for Graduation” is the number of students who began the program minus the number of students who have died, been incarcerated, or been called to active military duty.
- “Number of On-time Graduates” is the number of students who completed the program within 100% of the published program length within the reporting calendar year.
- “On-time Completion Rate” is the number of on-time graduates divided by the number of students available for graduation.
- “150% Graduates” is the number of students who completed the program within 150% of the program length (includes on-time graduates).
- “150% Completion Rate” is the number of students who completed the program in the reported calendar year within 150% of the published program length, including on-time graduates, divided by the number of students available for graduation.
- “Graduates Available for Employment” means the number of graduates minus the number of graduates unavailable for employment.
- “Graduates Unavailable for Employment” means the graduates who, after graduation, die, become incarcerated, are called to active military duty, are international students that leave the United States or do not have a visa allowing employment in the United States, or are continuing their education in an accredited or bureau-approved postsecondary institution.
- “Graduates Employed in the Field” means graduates who beginning within six months after a student completes the applicable educational program are gainfully employed, whose employment has been reported, and for whom the institution has documented verification of employment. For occupations for which the state requires passing an examination, the six months period begins after the announcement of the examination results for the first examination available after a student completes an applicable educational program.
- “Placement Rate Employed in the Field” is calculated by dividing the number of graduates gainfully employed in the field by the number of graduates available for employment.
- “Number of Graduates Taking Exam” is the number of graduates who took the first available exam in the reported calendar year.
- “First Available Exam Date” is the date for the first available exam after a student completed a program.
- “Passage Rate” is calculated by dividing the number of graduates who passed the exam by the number of graduates who took the reported licensing exam.
- “Number Who Passed First Available Exam” is the number of graduates who took and passed the first available licensing exam after completing the program.
- “Salary” is as reported by graduate or graduate’s employer.
- “No Salary Information Reported” is the number of graduates for whom, after making reasonable attempts, the school was not able to obtain salary information.



STUDENT'S RIGHT TO CANCEL

- 1. If you are not accepted by the College, all monies will be refunded.
- 2. You have the right to cancel your program of study before you start your first day of class. All monies will be refunded.
- 3. If you start classes, but wish to cancel, you may cancel by midnight of the seventh calendar day after you have attended your first class. The last day you may exercise your right to cancel is: _____
- 4. If you cancel your enrollment by midnight of the seventh calendar day after you have attended your first class, you will have no liability to the College, except for any supplies the College has provided to you that are not returned. A refund of monies paid, less the itemized cost of supplies will be refunded to you within 45 days of the cancellation date. Once you pay for the supplies, they are yours to keep without obligation.
- 5. Cancellation shall occur when you give written notice of cancellation at the address of the College appearing below. You cancel by mail or hand delivery.
- 6. The written notice of cancellation, if sent by mail properly addressed, with postage paid, is effective when postmarked. The notice of cancellation indicates you do not wish to be bound by your Enrollment Agreement. You may use the notice of cancellation appearing below or any other written notice you wish.
- 7. If you have received federal student financial aid funds, you are entitled to a refund of moneys not paid from federal student financial aid programs.

To cancel the contract, mail or deliver a signed and dated copy of the cancellation notice, or any other written notice to:

North-West College - San Diego
6106 Arosa St. , San Diego, CA 92115

Phone:858-715-1120 Fax:858-715-1123

I, _____, am cancelling my enrollment at the College.

Student's Signature: _____ Date: _____

REMEMBER THAT YOU MUST CANCEL IN WRITING.

You do not have the right to cancel by telephoning the College or by not attending class.

I certify that I have received a copy of the "STUDENT'S RIGHT TO CANCEL" form.

Initials: _____



SCHOOL PERFORMANCE FACT SHEET
CALENDAR YEARS 2023 - 2024

Medical Assistant 43 WEEKS

On-Time Completion Rates (Graduation Rates)

Includes data for the two calendar years prior to reporting.

Calendar Year	Number of Students Who Began the Program	Students Available for Graduation	Number of On-Time Graduates	On-Time Completion Rate
2023	61	61	0	0 %
2024	79	79	3	4 %

Student's Initials: _____ Date: _____

Initial only after you have had sufficient time to read and understand the information.

Students Completing Within 150% of the Published Program Length

Calendar Year	Number of Students Who Began the Program	Students Available for Graduation	150% Graduates	150% Completion Rate
2023	61	61	29	48 %
2024	79	79	48	61 %

Student's Initials: _____ Date: _____

Initial only after you have had sufficient time to read and understand the information.



Job Placement Rates (includes data for the two calendar years prior to reporting)

Calendar Year	Number of Students Who Began Program	Number of Graduates	Graduates Available for Employment	Graduates Employed in the Field	Placement Rate % Employed in the Field
2023	61	29	29	17	59 %
2024	79	48	48	27	56 %

You may obtain from the institution a list of the employment positions determined to be in the field for which a student received education and training. **(To obtain this list, please ask an institutional representative or you can review the list on the institution’s website at <http://www.nw.edu/consumer-information>.)**

Gainfully Employed Categories (includes data for the two calendar years prior to reporting)

Part-Time vs. Full-Time Employment

Calendar Year	Graduate Employed in the Field 20-29 Hours Per Week	Graduates Employed in the Field at Least 30 Hours Per Week	Total Graduates Employed in the Field
2023	0	17	17
2024	0	27	27

Student’s Initials: _____ Date: _____

Initial only after you have had sufficient time to read and understand the information.

Single Position vs. Concurrent Aggregated Position

Calendar Year	Graduates Employed in the Field in a Single Position	Graduates Employed in the Field in Concurrent Aggregated Positions	Total Graduates Employed in the Field
2023	17	0	17
2024	27	0	27



Self-Employed / Freelance Positions

Calendar Year	Graduates Employed who are Self-Employed or Working Freelance	Total Graduates Employed in the Field
2023	0	17
2024	0	27

Institutional Employment

Calendar Year	Graduates Employed in the Field who are Employed by the Institution, an Employer Owned by the Institution, or an Employer who Shares Ownership with the Institution.	Total Graduates Employed in the Field
2023	0	17
2024	0	27

Student's Initials: _____ Date: _____

Initial only after you have had sufficient time to read and understand the information.

License Examination Passage Rates (includes data for the two calendar years prior to reporting)

Calendar Year	Number of Graduates in Calendar Year	Number of Graduates Taking Exam	Number Who Passed First Available Exam	Number Who Failed First Available Exam	Passage Rate
2023	N/A	N/A	N/A	N/A	N/A %
2024	N/A	N/A	N/A	N/A	N/A %

*Graduates from the Medical Assistant program do not need to pass a state licensing examination in order to work in the field

Student's Initials: _____ Date: _____

Initial only after you have had sufficient time to read and understand the information.



Salary and Wage Information (includes data for the two calendar years prior to reporting)

Annual salary and wages reported for graduates employed in the field.

Calendar Year	Graduates Available for Employment	Graduates Employed In Field	\$1-\$5,000	\$5,001-\$10,000	\$10,001-\$15,000	\$15,001-\$20,000	\$20,001-\$25,000	\$25,001-\$30,000
2023	29	17	0	0	0	0	0	1
2024	48	27	0	0	0	0	0	0
Calendar Year	Graduates Available for Employment	Graduates Employed In Field	\$30,001-\$35,000	\$35,001-\$40,000	\$40,001-\$45,000	\$45,001-\$50,000	\$50,001-\$55,000	\$55,001-\$60,000
2023	29	17	5	7	1	0	0	0
2024	48	27	1	0	0	0	0	0
Calendar Year	Graduates Available for Employment	Graduates Employed In Field	\$60,001-\$65,000	\$65,001-\$70,000	\$70,001-\$75,000	\$75,001-\$80,000	\$80,001-\$85,000	\$85,001-\$90,000
2023	29	17	0	0	0	0	0	0
2024	48	27	0	0	0	0	0	0
Calendar Year	Graduates Available for Employment	Graduates Employed In Field	\$90,001-\$95,000	\$95,001-\$100,000	\$100,000 over	No Salary Information Reported		
2023	29	17	0	0	0	3		
2024	48	27	0	0	0	26		

A list of sources used to substantiate salary disclosures is available from the school. To obtain this list, please ask an institutional representative.

Student's Initials: _____ Date: _____

Initial only after you have had sufficient time to read and understand the information.

Cost of Educational Program

Total charges for the program for students completing on-time in 2023 : \$ 18491.00

Total charges may be higher for students that do not complete on time.

Total charges for the program for students completing on-time in 2024 : \$ 18491.00

Total charges may be higher for students that do not complete on time.

Student's Initials: _____ Date: _____

Initial only after you have had sufficient time to read and understand the information.



Federal Student Loan Debt

Calendar Year(s)	Most recent three year cohort default rate, as reported by the United State Department of Education. ¹	The percentage of enrolled students in 2023 - 2024 receiving federal student loans to pay for this program.	The percentage of graduates in 2023 - 2024 who took out federal student loans to pay for this program.	The average amount of federal student loan debt of 2023 - 2024 graduates who took out federal student loans at this institution.
2023	0 %	80 %	93 %	\$ 4840.00
2024	0 %	76 %	85 %	\$ 4840.00

¹The percentage of students who defaulted on their federal student loans is called the Cohort Default Rate (CDR). It shows the percentage of this school's students who were more than 270 days (9 months) behind on their federal student loans within three years of when the first payment was due. This is the most recent CDR reported by the U.S. Department of Education.

Student's Initials: _____ **Date:** _____

Initial only after you have had sufficient time to read and understand the information.

This fact sheet is filed with the Bureau for Private Postsecondary Education. Regardless of any information you may have relating to completion rates, placement rates, starting salaries, or license exam passage rates, this fact sheet contains the information as calculated pursuant to state law.

Any questions a student may have regarding this fact sheet that have not been satisfactorily answered by the institution may be directed to the Bureau for Private Postsecondary Education at 1747 N. Market Blvd, Suite 225, Sacramento, CA 95834, www.bppe.ca.gov, toll-free telephone number (888) 370-7589 or by fax (916) 263-1897.

SPFS TestSD _____
Student Name - Print

Student Signature

Date

School Official

Date



Definitions

- “Number of Students Who Began the Program” means the number of students who began a program who were scheduled to complete the program within 100% of the published program length within the reporting calendar year and excludes all students who cancelled during the cancellation period.
- “Students Available for Graduation” is the number of students who began the program minus the number of students who have died, been incarcerated, or been called to active military duty.
- “Number of On-time Graduates” is the number of students who completed the program within 100% of the published program length within the reporting calendar year.
- “On-time Completion Rate” is the number of on-time graduates divided by the number of students available for graduation.
- “150% Graduates” is the number of students who completed the program within 150% of the program length (includes on-time graduates).
- “150% Completion Rate” is the number of students who completed the program in the reported calendar year within 150% of the published program length, including on-time graduates, divided by the number of students available for graduation.
- “Graduates Available for Employment” means the number of graduates minus the number of graduates unavailable for employment.
- “Graduates Unavailable for Employment” means the graduates who, after graduation, die, become incarcerated, are called to active military duty, are international students that leave the United States or do not have a visa allowing employment in the United States, or are continuing their education in an accredited or bureau-approved postsecondary institution.
- “Graduates Employed in the Field” means graduates who beginning within six months after a student completes the applicable educational program are gainfully employed, whose employment has been reported, and for whom the institution has documented verification of employment. For occupations for which the state requires passing an examination, the six months period begins after the announcement of the examination results for the first examination available after a student completes an applicable educational program.
- “Placement Rate Employed in the Field” is calculated by dividing the number of graduates gainfully employed in the field by the number of graduates available for employment.
- “Number of Graduates Taking Exam” is the number of graduates who took the first available exam in the reported calendar year.
- “First Available Exam Date” is the date for the first available exam after a student completed a program.
- “Passage Rate” is calculated by dividing the number of graduates who passed the exam by the number of graduates who took the reported licensing exam.
- “Number Who Passed First Available Exam” is the number of graduates who took and passed the first available licensing exam after completing the program.
- “Salary” is as reported by graduate or graduate’s employer.
- “No Salary Information Reported” is the number of graduates for whom, after making reasonable attempts, the school was not able to obtain salary information.



STUDENT'S RIGHT TO CANCEL

- 1. If you are not accepted by the College, all monies will be refunded.
- 2. You have the right to cancel your program of study before you start your first day of class. All monies will be refunded.
- 3. If you start classes, but wish to cancel, you may cancel by midnight of the seventh calendar day after you have attended your first class. The last day you may exercise your right to cancel is: _____
- 4. If you cancel your enrollment by midnight of the seventh calendar day after you have attended your first class, you will have no liability to the College, except for any supplies the College has provided to you that are not returned. A refund of monies paid, less the itemized cost of supplies will be refunded to you within 45 days of the cancellation date. Once you pay for the supplies, they are yours to keep without obligation.
- 5. Cancellation shall occur when you give written notice of cancellation at the address of the College appearing below. You cancel by mail or hand delivery.
- 6. The written notice of cancellation, if sent by mail properly addressed, with postage paid, is effective when postmarked. The notice of cancellation indicates you do not wish to be bound by your Enrollment Agreement. You may use the notice of cancellation appearing below or any other written notice you wish.
- 7. If you have received federal student financial aid funds, you are entitled to a refund of moneys not paid from federal student financial aid programs.

To cancel the contract, mail or deliver a signed and dated copy of the cancellation notice, or any other written notice to:

North-West College - San Diego
6106 Arosa St. , San Diego, CA 92115

Phone:858-715-1120 Fax:858-715-1123

I, _____, am cancelling my enrollment at the College.

Student's Signature: _____ Date: _____

REMEMBER THAT YOU MUST CANCEL IN WRITING.

You do not have the right to cancel by telephoning the College or by not attending class.

I certify that I have received a copy of the "STUDENT'S RIGHT TO CANCEL" form.

Initials: _____



SCHOOL PERFORMANCE FACT SHEET
CALENDAR YEARS 2023 - 2024

Medical Insurance Biller and Coder 43 WEEKS

On-Time Completion Rates (Graduation Rates)

Includes data for the two calendar years prior to reporting.

Calendar Year	Number of Students Who Began the Program	Students Available for Graduation	Number of On-Time Graduates	On-Time Completion Rate
2023	7	7	0	0 %
2024	14	14	0	0 %

Student's Initials: _____ Date: _____

Initial only after you have had sufficient time to read and understand the information.

Students Completing Within 150% of the Published Program Length

Calendar Year	Number of Students Who Began the Program	Students Available for Graduation	150% Graduates	150% Completion Rate
2023	7	7	2	29 %
2024	14	14	9	64 %

Student's Initials: _____ Date: _____

Initial only after you have had sufficient time to read and understand the information.



Job Placement Rates (includes data for the two calendar years prior to reporting)

Calendar Year	Number of Students Who Began Program	Number of Graduates	Graduates Available for Employment	Graduates Employed in the Field	Placement Rate % Employed in the Field
2023	7	2	2	2	100 %
2024	14	9	9	6	67 %

You may obtain from the institution a list of the employment positions determined to be in the field for which a student received education and training. **(To obtain this list, please ask an institutional representative or you can review the list on the institution’s website at <http://www.nw.edu/consumer-information>.)**

Gainfully Employed Categories (includes data for the two calendar years prior to reporting)

Part-Time vs. Full-Time Employment

Calendar Year	Graduate Employed in the Field 20-29 Hours Per Week	Graduates Employed in the Field at Least 30 Hours Per Week	Total Graduates Employed in the Field
2023	0	2	2
2024	0	6	6

Student’s Initials: _____ Date: _____

Initial only after you have had sufficient time to read and understand the information.

Single Position vs. Concurrent Aggregated Position

Calendar Year	Graduates Employed in the Field in a Single Position	Graduates Employed in the Field in Concurrent Aggregated Positions	Total Graduates Employed in the Field
2023	2	0	2
2024	6	0	6



Self-Employed / Freelance Positions

Calendar Year	Graduates Employed who are Self-Employed or Working Freelance	Total Graduates Employed in the Field
2023	0	2
2024	0	6

Institutional Employment

Calendar Year	Graduates Employed in the Field who are Employed by the Institution, an Employer Owned by the Institution, or an Employer who Shares Ownership with the Institution.	Total Graduates Employed in the Field
2023	0	2
2024	0	6

Student's Initials: _____ Date: _____

Initial only after you have had sufficient time to read and understand the information.

License Examination Passage Rates (includes data for the two calendar years prior to reporting)

Calendar Year	Number of Graduates in Calendar Year	Number of Graduates Taking Exam	Number Who Passed First Available Exam	Number Who Failed First Available Exam	Passage Rate
2023	N/A	N/A	N/A	N/A	N/A %
2024	N/A	N/A	N/A	N/A	N/A %

*Graduates from the Medical Insurance Biller & Coder program do not need to pass a state licensing examination in order to work in the field.

Student's Initials: _____ Date: _____

Initial only after you have had sufficient time to read and understand the information.



Salary and Wage Information (includes data for the two calendar years prior to reporting)

Annual salary and wages reported for graduates employed in the field.

Calendar Year	Graduates Available for Employment	Graduates Employed In Field	\$1-\$5,000	\$5,001-\$10,000	\$10,001-\$15,000	\$15,001-\$20,000	\$20,001-\$25,000	\$25,001-\$30,000
2023	2	2	0	0	0	0	0	0
2024	9	6	0	0	0	0	0	0
Calendar Year	Graduates Available for Employment	Graduates Employed In Field	\$30,001-\$35,000	\$35,001-\$40,000	\$40,001-\$45,000	\$45,001-\$50,000	\$50,001-\$55,000	\$55,001-\$60,000
2023	2	2	1	1	0	0	0	0
2024	9	6	0	0	0	0	0	0
Calendar Year	Graduates Available for Employment	Graduates Employed In Field	\$60,001-\$65,000	\$65,001-\$70,000	\$70,001-\$75,000	\$75,001-\$80,000	\$80,001-\$85,000	\$85,001-\$90,000
2023	2	2	0	0	0	0	0	0
2024	9	6	0	0	0	0	0	0
Calendar Year	Graduates Available for Employment	Graduates Employed In Field	\$90,001-\$95,000	\$95,001-\$100,000	\$100,000 over	No Salary Information Reported		
2023	2	2	0	0	0	0		
2024	9	6	0	0	0	6		

A list of sources used to substantiate salary disclosures is available from the school. To obtain this list, please ask an institutional representative.

Student's Initials: _____ Date: _____

Initial only after you have had sufficient time to read and understand the information.

Cost of Educational Program

Total charges for the program for students completing on-time in 2023 : \$ 18491.00

Total charges may be higher for students that do not complete on time.

Total charges for the program for students completing on-time in 2024 : \$ 18491.00

Total charges may be higher for students that do not complete on time.

Student's Initials: _____ Date: _____

Initial only after you have had sufficient time to read and understand the information.



Federal Student Loan Debt

Calendar Year(s)	Most recent three year cohort default rate, as reported by the United State Department of Education. ¹	The percentage of enrolled students in 2023 - 2024 receiving federal student loans to pay for this program.	The percentage of graduates in 2023 - 2024 who took out federal student loans to pay for this program.	The average amount of federal student loan debt of 2023 - 2024 graduates who took out federal student loans at this institution.
2023	0 %	86 %	100 %	\$ 4840.00
2024	0 %	79 %	100 %	\$ 4840.00

¹The percentage of students who defaulted on their federal student loans is called the Cohort Default Rate (CDR). It shows the percentage of this school's students who were more than 270 days (9 months) behind on their federal student loans within three years of when the first payment was due. This is the most recent CDR reported by the U.S. Department of Education.

Student's Initials: _____ **Date:** _____

Initial only after you have had sufficient time to read and understand the information.

This fact sheet is filed with the Bureau for Private Postsecondary Education. Regardless of any information you may have relating to completion rates, placement rates, starting salaries, or license exam passage rates, this fact sheet contains the information as calculated pursuant to state law.

Any questions a student may have regarding this fact sheet that have not been satisfactorily answered by the institution may be directed to the Bureau for Private Postsecondary Education at 1747 N. Market Blvd, Suite 225, Sacramento, CA 95834, www.bppe.ca.gov, toll-free telephone number (888) 370-7589 or by fax (916) 263-1897.

SPFS TestSD

 Student Name - Print

 Student Signature

 Date

 School Official

 Date



Definitions

- “Number of Students Who Began the Program” means the number of students who began a program who were scheduled to complete the program within 100% of the published program length within the reporting calendar year and excludes all students who cancelled during the cancellation period.
- “Students Available for Graduation” is the number of students who began the program minus the number of students who have died, been incarcerated, or been called to active military duty.
- “Number of On-time Graduates” is the number of students who completed the program within 100% of the published program length within the reporting calendar year.
- “On-time Completion Rate” is the number of on-time graduates divided by the number of students available for graduation.
- “150% Graduates” is the number of students who completed the program within 150% of the program length (includes on-time graduates).
- “150% Completion Rate” is the number of students who completed the program in the reported calendar year within 150% of the published program length, including on-time graduates, divided by the number of students available for graduation.
- “Graduates Available for Employment” means the number of graduates minus the number of graduates unavailable for employment.
- “Graduates Unavailable for Employment” means the graduates who, after graduation, die, become incarcerated, are called to active military duty, are international students that leave the United States or do not have a visa allowing employment in the United States, or are continuing their education in an accredited or bureau-approved postsecondary institution.
- “Graduates Employed in the Field” means graduates who beginning within six months after a student completes the applicable educational program are gainfully employed, whose employment has been reported, and for whom the institution has documented verification of employment. For occupations for which the state requires passing an examination, the six months period begins after the announcement of the examination results for the first examination available after a student completes an applicable educational program.
- “Placement Rate Employed in the Field” is calculated by dividing the number of graduates gainfully employed in the field by the number of graduates available for employment.
- “Number of Graduates Taking Exam” is the number of graduates who took the first available exam in the reported calendar year.
- “First Available Exam Date” is the date for the first available exam after a student completed a program.
- “Passage Rate” is calculated by dividing the number of graduates who passed the exam by the number of graduates who took the reported licensing exam.
- “Number Who Passed First Available Exam” is the number of graduates who took and passed the first available licensing exam after completing the program.
- “Salary” is as reported by graduate or graduate’s employer.
- “No Salary Information Reported” is the number of graduates for whom, after making reasonable attempts, the school was not able to obtain salary information.



STUDENT'S RIGHT TO CANCEL

- 1. If you are not accepted by the College, all monies will be refunded.
- 2. You have the right to cancel your program of study before you start your first day of class. All monies will be refunded.
- 3. If you start classes, but wish to cancel, you may cancel by midnight of the seventh calendar day after you have attended your first class. The last day you may exercise your right to cancel is: _____
- 4. If you cancel your enrollment by midnight of the seventh calendar day after you have attended your first class, you will have no liability to the College, except for any supplies the College has provided to you that are not returned. A refund of monies paid, less the itemized cost of supplies will be refunded to you within 45 days of the cancellation date. Once you pay for the supplies, they are yours to keep without obligation.
- 5. Cancellation shall occur when you give written notice of cancellation at the address of the College appearing below. You cancel by mail or hand delivery.
- 6. The written notice of cancellation, if sent by mail properly addressed, with postage paid, is effective when postmarked. The notice of cancellation indicates you do not wish to be bound by your Enrollment Agreement. You may use the notice of cancellation appearing below or any other written notice you wish.
- 7. If you have received federal student financial aid funds, you are entitled to a refund of moneys not paid from federal student financial aid programs.

To cancel the contract, mail or deliver a signed and dated copy of the cancellation notice, or any other written notice to:

North-West College - San Diego
6106 Arosa St. , San Diego, CA 92115

Phone:858-715-1120 Fax:858-715-1123

I, _____, am cancelling my enrollment at the College.

Student's Signature: _____ Date: _____

REMEMBER THAT YOU MUST CANCEL IN WRITING.

You do not have the right to cancel by telephoning the College or by not attending class.

I certify that I have received a copy of the "STUDENT'S RIGHT TO CANCEL" form.

Initials: _____



SCHOOL PERFORMANCE FACT SHEET
CALENDAR YEARS 2023 - 2024

Associate of Occupational Science Degree - **76 WEEKS**
 Surgical Technology

On-Time Completion Rates (Graduation Rates)

Includes data for the two calendar years prior to reporting.

Calendar Year	Number of Students Who Began the Program	Students Available for Graduation	Number of On-Time Graduates	On-Time Completion Rate
2023	8	8	3	38 %
2024	50	50	0	0 %

Student's Initials: _____ Date: _____

Initial only after you have had sufficient time to read and understand the information.

Students Completing Within 150% of the Published Program Length

Calendar Year	Number of Students Who Began the Program	Students Available for Graduation	150% Graduates	150% Completion Rate
2023	8	8	3	38 %
2024	50	50	26	52 %

Student's Initials: _____ Date: _____

Initial only after you have had sufficient time to read and understand the information.



Job Placement Rates (includes data for the two calendar years prior to reporting)

Calendar Year	Number of Students Who Began Program	Number of Graduates	Graduates Available for Employment	Graduates Employed in the Field	Placement Rate % Employed in the Field
2023	8	3	3	3	100 %
2024	50	26	26	15	58 %

You may obtain from the institution a list of the employment positions determined to be in the field for which a student received education and training. **(To obtain this list, please ask an institutional representative or you can review the list on the institution’s website at <http://www.nw.edu/consumer-information>.)**

Gainfully Employed Categories (includes data for the two calendar years prior to reporting)

Part-Time vs. Full-Time Employment

Calendar Year	Graduate Employed in the Field 20-29 Hours Per Week	Graduates Employed in the Field at Least 30 Hours Per Week	Total Graduates Employed in the Field
2023	0	3	3
2024	1	14	15

Student’s Initials: _____ Date: _____

Initial only after you have had sufficient time to read and understand the information.

Single Position vs. Concurrent Aggregated Position

Calendar Year	Graduates Employed in the Field in a Single Position	Graduates Employed in the Field in Concurrent Aggregated Positions	Total Graduates Employed in the Field
2023	3	0	3
2024	15	0	15



Self-Employed / Freelance Positions

Calendar Year	Graduates Employed who are Self-Employed or Working Freelance	Total Graduates Employed in the Field
2023	0	3
2024	0	15

Institutional Employment

Calendar Year	Graduates Employed in the Field who are Employed by the Institution, an Employer Owned by the Institution, or an Employer who Shares Ownership with the Institution.	Total Graduates Employed in the Field
2023	0	3
2024	0	15

Student's Initials: _____ Date: _____

Initial only after you have had sufficient time to read and understand the information.

License Examination Passage Rates (includes data for the two calendar years prior to reporting)

Calendar Year	Number of Graduates in Calendar Year	Number of Graduates Taking Exam	Number Who Passed First Available Exam	Number Who Failed First Available Exam	Passage Rate
2023	N/A	N/A	N/A	N/A	N/A %
2024	N/A	N/A	N/A	N/A	N/A %

Student's Initials: _____ Date: _____

Initial only after you have had sufficient time to read and understand the information.



Salary and Wage Information (includes data for the two calendar years prior to reporting)

Annual salary and wages reported for graduates employed in the field.

Calendar Year	Graduates Available for Employment	Graduates Employed In Field	\$1-\$5,000	\$5,001-\$10,000	\$10,001-\$15,000	\$15,001-\$20,000	\$20,001-\$25,000	\$25,001-\$30,000
2023	3	3	0	0	0	0	0	0
2024	26	15	0	0	0	0	0	0
Calendar Year	Graduates Available for Employment	Graduates Employed In Field	\$30,001-\$35,000	\$35,001-\$40,000	\$40,001-\$45,000	\$45,001-\$50,000	\$50,001-\$55,000	\$55,001-\$60,000
2023	3	3	0	0	0	0	0	1
2024	26	15	0	1	0	0	0	4
Calendar Year	Graduates Available for Employment	Graduates Employed In Field	\$60,001-\$65,000	\$65,001-\$70,000	\$70,001-\$75,000	\$75,001-\$80,000	\$80,001-\$85,000	\$85,001-\$90,000
2023	3	3	0	0	0	1	0	0
2024	26	15	1	7	0	1	1	0
Calendar Year	Graduates Available for Employment	Graduates Employed In Field	\$90,001-\$95,000	\$95,001-\$100,000	\$100,000 over	No Salary Information Reported		
2023	3	3	0	0	0	1		
2024	26	15	0	0	0	0		

A list of sources used to substantiate salary disclosures is available from the school. To obtain this list, please ask an institutional representative.

Student's Initials: _____ Date: _____

Initial only after you have had sufficient time to read and understand the information.

Cost of Educational Program

Total charges for the program for students completing on-time in 2023 : \$ 40862.50

Total charges may be higher for students that do not complete on time.

Total charges for the program for students completing on-time in 2024 : \$ 40862.50

Total charges may be higher for students that do not complete on time.

Student's Initials: _____ Date: _____

Initial only after you have had sufficient time to read and understand the information.



Federal Student Loan Debt

Calendar Year(s)	Most recent three year cohort default rate, as reported by the United State Department of Education. ¹	The percentage of enrolled students in 2023 - 2024 receiving federal student loans to pay for this program.	The percentage of graduates in 2023 - 2024 who took out federal student loans to pay for this program.	The average amount of federal student loan debt of 2023 - 2024 graduates who took out federal student loans at this institution.
2023	0 %	50 %	33 %	\$ 4840.00
2024	0 %	82 %	85 %	\$ 4840.00

¹The percentage of students who defaulted on their federal student loans is called the Cohort Default Rate (CDR). It shows the percentage of this school's students who were more than 270 days (9 months) behind on their federal student loans within three years of when the first payment was due. This is the most recent CDR reported by the U.S. Department of Education.

Student's Initials: _____ **Date:** _____

Initial only after you have had sufficient time to read and understand the information.

This fact sheet is filed with the Bureau for Private Postsecondary Education. Regardless of any information you may have relating to completion rates, placement rates, starting salaries, or license exam passage rates, this fact sheet contains the information as calculated pursuant to state law.

Any questions a student may have regarding this fact sheet that have not been satisfactorily answered by the institution may be directed to the Bureau for Private Postsecondary Education at 1747 N. Market Blvd, Suite 225, Sacramento, CA 95834, www.bppe.ca.gov, toll-free telephone number (888) 370-7589 or by fax (916) 263-1897.

SPFS TestSD

 Student Name - Print

 Student Signature

 Date

 School Official

 Date



Definitions

- “Number of Students Who Began the Program” means the number of students who began a program who were scheduled to complete the program within 100% of the published program length within the reporting calendar year and excludes all students who cancelled during the cancellation period.
- “Students Available for Graduation” is the number of students who began the program minus the number of students who have died, been incarcerated, or been called to active military duty.
- “Number of On-time Graduates” is the number of students who completed the program within 100% of the published program length within the reporting calendar year.
- “On-time Completion Rate” is the number of on-time graduates divided by the number of students available for graduation.
- “150% Graduates” is the number of students who completed the program within 150% of the program length (includes on-time graduates).
- “150% Completion Rate” is the number of students who completed the program in the reported calendar year within 150% of the published program length, including on-time graduates, divided by the number of students available for graduation.
- “Graduates Available for Employment” means the number of graduates minus the number of graduates unavailable for employment.
- “Graduates Unavailable for Employment” means the graduates who, after graduation, die, become incarcerated, are called to active military duty, are international students that leave the United States or do not have a visa allowing employment in the United States, or are continuing their education in an accredited or bureau-approved postsecondary institution.
- “Graduates Employed in the Field” means graduates who beginning within six months after a student completes the applicable educational program are gainfully employed, whose employment has been reported, and for whom the institution has documented verification of employment. For occupations for which the state requires passing an examination, the six months period begins after the announcement of the examination results for the first examination available after a student completes an applicable educational program.
- “Placement Rate Employed in the Field” is calculated by dividing the number of graduates gainfully employed in the field by the number of graduates available for employment.
- “Number of Graduates Taking Exam” is the number of graduates who took the first available exam in the reported calendar year.
- “First Available Exam Date” is the date for the first available exam after a student completed a program.
- “Passage Rate” is calculated by dividing the number of graduates who passed the exam by the number of graduates who took the reported licensing exam.
- “Number Who Passed First Available Exam” is the number of graduates who took and passed the first available licensing exam after completing the program.
- “Salary” is as reported by graduate or graduate’s employer.
- “No Salary Information Reported” is the number of graduates for whom, after making reasonable attempts, the school was not able to obtain salary information.



STUDENT'S RIGHT TO CANCEL

- 1. If you are not accepted by the College, all monies will be refunded.
- 2. You have the right to cancel your program of study before you start your first day of class. All monies will be refunded.
- 3. If you start classes, but wish to cancel, you may cancel by midnight of the seventh calendar day after you have attended your first class. The last day you may exercise your right to cancel is: _____
- 4. If you cancel your enrollment by midnight of the seventh calendar day after you have attended your first class, you will have no liability to the College, except for any supplies the College has provided to you that are not returned. A refund of monies paid, less the itemized cost of supplies will be refunded to you within 45 days of the cancellation date. Once you pay for the supplies, they are yours to keep without obligation.
- 5. Cancellation shall occur when you give written notice of cancellation at the address of the College appearing below. You cancel by mail or hand delivery.
- 6. The written notice of cancellation, if sent by mail properly addressed, with postage paid, is effective when postmarked. The notice of cancellation indicates you do not wish to be bound by your Enrollment Agreement. You may use the notice of cancellation appearing below or any other written notice you wish.
- 7. If you have received federal student financial aid funds, you are entitled to a refund of moneys not paid from federal student financial aid programs.

To cancel the contract, mail or deliver a signed and dated copy of the cancellation notice, or any other written notice to:

North-West College - San Diego
6106 Arosa St. , San Diego, CA 92115

Phone: 858-715-1120 Fax: 858-715-1123

I, _____, am cancelling my enrollment at the College.

Student's Signature: _____ Date: _____

REMEMBER THAT YOU MUST CANCEL IN WRITING.

You do not have the right to cancel by telephoning the College or by not attending class.

I certify that I have received a copy of the "STUDENT'S RIGHT TO CANCEL" form.

Initials: _____



SCHOOL PERFORMANCE FACT SHEET
CALENDAR YEARS 2023 - 2024

Vocational Nurse 64 WEEKS

On-Time Completion Rates (Graduation Rates)

Includes data for the two calendar years prior to reporting.

Calendar Year	Number of Students Who Began the Program	Students Available for Graduation	Number of On-Time Graduates	On-Time Completion Rate
2023	0	0	0	0 %
2024	46	46	0	0 %

Student's Initials: _____ Date: _____

Initial only after you have had sufficient time to read and understand the information.

Students Completing Within 150% of the Published Program Length

Calendar Year	Number of Students Who Began the Program	Students Available for Graduation	150% Graduates	150% Completion Rate
2023	0	0	0	0 %
2024	46	46	32	70 %

Student's Initials: _____ Date: _____

Initial only after you have had sufficient time to read and understand the information.



Job Placement Rates (includes data for the two calendar years prior to reporting)

Calendar Year	Number of Students Who Began Program	Number of Graduates	Graduates Available for Employment	Graduates Employed in the Field	Placement Rate % Employed in the Field
2023	0	0	0	0	0 %
2024	46	32	32	27	84 %

You may obtain from the institution a list of the employment positions determined to be in the field for which a student received education and training. **(To obtain this list, please ask an institutional representative or you can review the list on the institution’s website at <http://www.nw.edu/consumer-information>.)**

Gainfully Employed Categories (includes data for the two calendar years prior to reporting)

Part-Time vs. Full-Time Employment

Calendar Year	Graduate Employed in the Field 20-29 Hours Per Week	Graduates Employed in the Field at Least 30 Hours Per Week	Total Graduates Employed in the Field
2023	0	0	0
2024	1	26	27

Student’s Initials: _____ Date: _____

Initial only after you have had sufficient time to read and understand the information.

Single Position vs. Concurrent Aggregated Position

Calendar Year	Graduates Employed in the Field in a Single Position	Graduates Employed in the Field in Concurrent Aggregated Positions	Total Graduates Employed in the Field
2023	0	0	0
2024	27	0	27



Self-Employed / Freelance Positions

Calendar Year	Graduates Employed who are Self-Employed or Working Freelance	Total Graduates Employed in the Field
2023	0	0
2024	0	27

Institutional Employment

Calendar Year	Graduates Employed in the Field who are Employed by the Institution, an Employer Owned by the Institution, or an Employer who Shares Ownership with the Institution.	Total Graduates Employed in the Field
2023	0	0
2024	0	27

Student's Initials: _____ Date: _____

Initial only after you have had sufficient time to read and understand the information.

License Examination Passage Rates (includes data for the two calendar years prior to reporting)

Calendar Year	Number of Graduates in Calendar Year	Number of Graduates Taking Exam	Number Who Passed First Available Exam	Number Who Failed First Available Exam	Passage Rate
2023	N/A	N/A	N/A	N/A	N/A %
2024	32	29	29	0	100 %

Student's Initials: _____ Date: _____

Initial only after you have had sufficient time to read and understand the information.



Salary and Wage Information (includes data for the two calendar years prior to reporting)

Annual salary and wages reported for graduates employed in the field.

Calendar Year	Graduates Available for Employment	Graduates Employed In Field	\$1-\$5,000	\$5,001-\$10,000	\$10,001-\$15,000	\$15,001-\$20,000	\$20,001-\$25,000	\$25,001-\$30,000
2023	0	0	0	0	0	0	0	0
2024	32	27	0	0	0	0	0	1
Calendar Year	Graduates Available for Employment	Graduates Employed In Field	\$30,001-\$35,000	\$35,001-\$40,000	\$40,001-\$45,000	\$45,001-\$50,000	\$50,001-\$55,000	\$55,001-\$60,000
2023	0	0	0	0	0	0	0	0
2024	32	27	0	0	0	0	0	0
Calendar Year	Graduates Available for Employment	Graduates Employed In Field	\$60,001-\$65,000	\$65,001-\$70,000	\$70,001-\$75,000	\$75,001-\$80,000	\$80,001-\$85,000	\$85,001-\$90,000
2023	0	0	0	0	0	0	0	0
2024	32	27	0	6	1	6	0	8
Calendar Year	Graduates Available for Employment	Graduates Employed In Field	\$90,001-\$95,000	\$95,001-\$100,000	\$100,000 over	No Salary Information Reported		
2023	0	0	0	0	0	0		
2024	32	27	1	4	0	0		

A list of sources used to substantiate salary disclosures is available from the school. To obtain this list, please ask an institutional representative.

Student's Initials: _____ Date: _____

Initial only after you have had sufficient time to read and understand the information.

Cost of Educational Program

Total charges for the program for students completing on-time in 2023 : \$ 0

Total charges may be higher for students that do not complete on time.

Total charges for the program for students completing on-time in 2024 : \$ 37991.00

Total charges may be higher for students that do not complete on time.

Student's Initials: _____ Date: _____

Initial only after you have had sufficient time to read and understand the information.



Federal Student Loan Debt

Calendar Year(s)	Most recent three year cohort default rate, as reported by the United State Department of Education. ¹	The percentage of enrolled students in 2023 - 2024 receiving federal student loans to pay for this program.	The percentage of graduates in 2023 - 2024 who took out federal student loans to pay for this program.	The average amount of federal student loan debt of 2023 - 2024 graduates who took out federal student loans at this institution.
2023	0 %	0 %	0 %	\$ 0
2024	0 %	83 %	84 %	\$ 4840.00

¹The percentage of students who defaulted on their federal student loans is called the Cohort Default Rate (CDR). It shows the percentage of this school's students who were more than 270 days (9 months) behind on their federal student loans within three years of when the first payment was due. This is the most recent CDR reported by the U.S. Department of Education.

Student's Initials: _____ **Date:** _____

Initial only after you have had sufficient time to read and understand the information.

This fact sheet is filed with the Bureau for Private Postsecondary Education. Regardless of any information you may have relating to completion rates, placement rates, starting salaries, or license exam passage rates, this fact sheet contains the information as calculated pursuant to state law.

Any questions a student may have regarding this fact sheet that have not been satisfactorily answered by the institution may be directed to the Bureau for Private Postsecondary Education at 1747 N. Market Blvd, Suite 225, Sacramento, CA 95834, www.bppe.ca.gov, toll-free telephone number (888) 370-7589 or by fax (916) 263-1897.

SPFS TestSD

 Student Name - Print

 Student Signature

 Date

 School Official

 Date



Definitions

- “Number of Students Who Began the Program” means the number of students who began a program who were scheduled to complete the program within 100% of the published program length within the reporting calendar year and excludes all students who cancelled during the cancellation period.
- “Students Available for Graduation” is the number of students who began the program minus the number of students who have died, been incarcerated, or been called to active military duty.
- “Number of On-time Graduates” is the number of students who completed the program within 100% of the published program length within the reporting calendar year.
- “On-time Completion Rate” is the number of on-time graduates divided by the number of students available for graduation.
- “150% Graduates” is the number of students who completed the program within 150% of the program length (includes on-time graduates).
- “150% Completion Rate” is the number of students who completed the program in the reported calendar year within 150% of the published program length, including on-time graduates, divided by the number of students available for graduation.
- “Graduates Available for Employment” means the number of graduates minus the number of graduates unavailable for employment.
- “Graduates Unavailable for Employment” means the graduates who, after graduation, die, become incarcerated, are called to active military duty, are international students that leave the United States or do not have a visa allowing employment in the United States, or are continuing their education in an accredited or bureau-approved postsecondary institution.
- “Graduates Employed in the Field” means graduates who beginning within six months after a student completes the applicable educational program are gainfully employed, whose employment has been reported, and for whom the institution has documented verification of employment. For occupations for which the state requires passing an examination, the six months period begins after the announcement of the examination results for the first examination available after a student completes an applicable educational program.
- “Placement Rate Employed in the Field” is calculated by dividing the number of graduates gainfully employed in the field by the number of graduates available for employment.
- “Number of Graduates Taking Exam” is the number of graduates who took the first available exam in the reported calendar year.
- “First Available Exam Date” is the date for the first available exam after a student completed a program.
- “Passage Rate” is calculated by dividing the number of graduates who passed the exam by the number of graduates who took the reported licensing exam.
- “Number Who Passed First Available Exam” is the number of graduates who took and passed the first available licensing exam after completing the program.
- “Salary” is as reported by graduate or graduate’s employer.
- “No Salary Information Reported” is the number of graduates for whom, after making reasonable attempts, the school was not able to obtain salary information.



STUDENT'S RIGHT TO CANCEL

1. If you are not accepted by the College, all monies will be refunded.
2. You have the right to cancel your program of study before you start your first day of class. All monies will be refunded.
3. If you start classes, but wish to cancel, you may cancel by midnight of the seventh calendar day after you have attended your first class. The last day you may exercise your right to cancel is: _____
4. If you cancel your enrollment by midnight of the seventh calendar day after you have attended your first class, you will have no liability to the College, except for any supplies the College has provided to you that are not returned. A refund of monies paid, less the itemized cost of supplies will be refunded to you within 45 days of the cancellation date. Once you pay for the supplies, they are yours to keep without obligation.
5. Cancellation shall occur when you give written notice of cancellation at the address of the College appearing below. You cancel by mail or hand delivery.
6. The written notice of cancellation, if sent by mail properly addressed, with postage paid, is effective when postmarked. The notice of cancellation indicates you do not wish to be bound by your Enrollment Agreement. You may use the notice of cancellation appearing below or any other written notice you wish.
7. If you have received federal student financial aid funds, you are entitled to a refund of moneys not paid from federal student financial aid programs.

To cancel the contract, mail or deliver a signed and dated copy of the cancellation notice, or any other written notice to:

North-West College - San Diego
6106 Arosa St. , San Diego, CA 92115

Phone: 858-715-1120 Fax: 858-715-1123

I, _____, am cancelling my enrollment at the College.

Student's Signature: _____ Date: _____

REMEMBER THAT YOU MUST CANCEL IN WRITING.

You do not have the right to cancel by telephoning the College or by not attending class.

I certify that I have received a copy of the "STUDENT'S RIGHT TO CANCEL" form.

Initials: _____



SCHOOL PERFORMANCE FACT SHEET
CALENDAR YEARS 2023 - 2024

Associate of Arts in Nursing 96 WEEKS

On-Time Completion Rates (Graduation Rates)

Includes data for the two calendar years prior to reporting.

Calendar Year	Number of Students Who Began the Program	Students Available for Graduation	Number of On-Time Graduates	On-Time Completion Rate
2023	63	63	28	44 %
2024	166	166	0	0 %

Student's Initials: _____ Date: _____

Initial only after you have had sufficient time to read and understand the information.

Students Completing Within 150% of the Published Program Length

Calendar Year	Number of Students Who Began the Program	Students Available for Graduation	150% Graduates	150% Completion Rate
2023	63	63	32	51 %
2024	166	166	91	55 %

Student's Initials: _____ Date: _____

Initial only after you have had sufficient time to read and understand the information.



Job Placement Rates (includes data for the two calendar years prior to reporting)

Calendar Year	Number of Students Who Began Program	Number of Graduates	Graduates Available for Employment	Graduates Employed in the Field	Placement Rate % Employed in the Field
2023	63	32	32	26	81 %
2024	166	91	91	65	71 %

You may obtain from the institution a list of the employment positions determined to be in the field for which a student received education and training. **(To obtain this list, please ask an institutional representative or you can review the list on the institution’s website at <http://www.nw.edu/consumer-information>.)**

Gainfully Employed Categories (includes data for the two calendar years prior to reporting)

Part-Time vs. Full-Time Employment

Calendar Year	Graduate Employed in the Field 20-29 Hours Per Week	Graduates Employed in the Field at Least 30 Hours Per Week	Total Graduates Employed in the Field
2023	0	26	26
2024	0	65	65

Student’s Initials: _____ Date: _____

Initial only after you have had sufficient time to read and understand the information.

Single Position vs. Concurrent Aggregated Position

Calendar Year	Graduates Employed in the Field in a Single Position	Graduates Employed in the Field in Concurrent Aggregated Positions	Total Graduates Employed in the Field
2023	26	0	26
2024	65	0	65



Self-Employed / Freelance Positions

Calendar Year	Graduates Employed who are Self-Employed or Working Freelance	Total Graduates Employed in the Field
2023	0	26
2024	0	65

Institutional Employment

Calendar Year	Graduates Employed in the Field who are Employed by the Institution, an Employer Owned by the Institution, or an Employer who Shares Ownership with the Institution.	Total Graduates Employed in the Field
2023	0	26
2024	0	65

Student's Initials: _____ Date: _____

Initial only after you have had sufficient time to read and understand the information.

License Examination Passage Rates (includes data for the two calendar years prior to reporting)

Calendar Year	Number of Graduates in Calendar Year	Number of Graduates Taking Exam	Number Who Passed First Available Exam	Number Who Failed First Available Exam	Passage Rate
2023	32	155	132	23	85 %
2024	91	0	0	0	0 %

Licensure examination passage data is not available from the state agency administering the examination. We are unable to collect data from 0 graduates.

Student's Initials: _____ Date: _____

Initial only after you have had sufficient time to read and understand the information.



Salary and Wage Information (includes data for the two calendar years prior to reporting)

Annual salary and wages reported for graduates employed in the field.

Calendar Year	Graduates Available for Employment	Graduates Employed In Field	\$1-\$5,000	\$5,001-\$10,000	\$10,001-\$15,000	\$15,001-\$20,000	\$20,001-\$25,000	\$25,001-\$30,000
2023	32	26	0	0	0	0	0	0
2024	91	65	0	0	0	0	0	0
Calendar Year	Graduates Available for Employment	Graduates Employed In Field	\$30,001-\$35,000	\$35,001-\$40,000	\$40,001-\$45,000	\$45,001-\$50,000	\$50,001-\$55,000	\$55,001-\$60,000
2023	32	26	0	0	0	0	0	1
2024	91	65	0	0	0	0	0	0
Calendar Year	Graduates Available for Employment	Graduates Employed In Field	\$60,001-\$65,000	\$65,001-\$70,000	\$70,001-\$75,000	\$75,001-\$80,000	\$80,001-\$85,000	\$85,001-\$90,000
2023	32	26	0	0	0	8	2	2
2024	91	65	0	0	2	43	1	17
Calendar Year	Graduates Available for Employment	Graduates Employed In Field	\$90,001-\$95,000	\$95,001-\$100,000	\$100,000 over	No Salary Information Reported		
2023	32	26	1	1	0	11		
2024	91	65	1	0	1	0		

A list of sources used to substantiate salary disclosures is available from the school. To obtain this list, please ask an institutional representative.

Student's Initials: _____ Date: _____

Initial only after you have had sufficient time to read and understand the information.

Cost of Educational Program

Total charges for the program for students completing on-time in 2023 : \$ 80158.00

Total charges may be higher for students that do not complete on time.

Total charges for the program for students completing on-time in 2024 : \$ 80158.00

Total charges may be higher for students that do not complete on time.

Student's Initials: _____ Date: _____

Initial only after you have had sufficient time to read and understand the information.



Federal Student Loan Debt

Calendar Year(s)	Most recent three year cohort default rate, as reported by the United State Department of Education. ¹	The percentage of enrolled students in 2023 - 2024 receiving federal student loans to pay for this program.	The percentage of graduates in 2023 - 2024 who took out federal student loans to pay for this program.	The average amount of federal student loan debt of 2023 - 2024 graduates who took out federal student loans at this institution.
2023	0 %	81 %	94 %	\$ 3805.00
2024	0 %	86 %	90 %	\$ 3805.00

¹The percentage of students who defaulted on their federal student loans is called the Cohort Default Rate (CDR). It shows the percentage of this school's students who were more than 270 days (9 months) behind on their federal student loans within three years of when the first payment was due. This is the most recent CDR reported by the U.S. Department of Education.

Student's Initials: _____ **Date:** _____

Initial only after you have had sufficient time to read and understand the information.

This fact sheet is filed with the Bureau for Private Postsecondary Education. Regardless of any information you may have relating to completion rates, placement rates, starting salaries, or license exam passage rates, this fact sheet contains the information as calculated pursuant to state law.

Any questions a student may have regarding this fact sheet that have not been satisfactorily answered by the institution may be directed to the Bureau for Private Postsecondary Education at 1747 N. Market Blvd, Suite 225, Sacramento, CA 95834, www.bppe.ca.gov, toll-free telephone number (888) 370-7589 or by fax (916) 263-1897.

SPFS TestBAK

 Student Name - Print

 Student Signature

 Date

 School Official

 Date



Definitions

- “Number of Students Who Began the Program” means the number of students who began a program who were scheduled to complete the program within 100% of the published program length within the reporting calendar year and excludes all students who cancelled during the cancellation period.
- “Students Available for Graduation” is the number of students who began the program minus the number of students who have died, been incarcerated, or been called to active military duty.
- “Number of On-time Graduates” is the number of students who completed the program within 100% of the published program length within the reporting calendar year.
- “On-time Completion Rate” is the number of on-time graduates divided by the number of students available for graduation.
- “150% Graduates” is the number of students who completed the program within 150% of the program length (includes on-time graduates).
- “150% Completion Rate” is the number of students who completed the program in the reported calendar year within 150% of the published program length, including on-time graduates, divided by the number of students available for graduation.
- “Graduates Available for Employment” means the number of graduates minus the number of graduates unavailable for employment.
- “Graduates Unavailable for Employment” means the graduates who, after graduation, die, become incarcerated, are called to active military duty, are international students that leave the United States or do not have a visa allowing employment in the United States, or are continuing their education in an accredited or bureau-approved postsecondary institution.
- “Graduates Employed in the Field” means graduates who beginning within six months after a student completes the applicable educational program are gainfully employed, whose employment has been reported, and for whom the institution has documented verification of employment. For occupations for which the state requires passing an examination, the six months period begins after the announcement of the examination results for the first examination available after a student completes an applicable educational program.
- “Placement Rate Employed in the Field” is calculated by dividing the number of graduates gainfully employed in the field by the number of graduates available for employment.
- “Number of Graduates Taking Exam” is the number of graduates who took the first available exam in the reported calendar year.
- “First Available Exam Date” is the date for the first available exam after a student completed a program.
- “Passage Rate” is calculated by dividing the number of graduates who passed the exam by the number of graduates who took the reported licensing exam.
- “Number Who Passed First Available Exam” is the number of graduates who took and passed the first available licensing exam after completing the program.
- “Salary” is as reported by graduate or graduate’s employer.
- “No Salary Information Reported” is the number of graduates for whom, after making reasonable attempts, the school was not able to obtain salary information.



STUDENT'S RIGHT TO CANCEL

- 1. If you are not accepted by the College, all monies will be refunded.
- 2. You have the right to cancel your program of study before you start your first day of class. All monies will be refunded.
- 3. If you start classes, but wish to cancel, you may cancel by midnight of the seventh calendar day after you have attended your first class. The last day you may exercise your right to cancel is: _____
- 4. If you cancel your enrollment by midnight of the seventh calendar day after you have attended your first class, you will have no liability to the College, except for any supplies the College has provided to you that are not returned. A refund of monies paid, less the itemized cost of supplies will be refunded to you within 45 days of the cancellation date. Once you pay for the supplies, they are yours to keep without obligation.
- 5. Cancellation shall occur when you give written notice of cancellation at the address of the College appearing below. You cancel by mail or hand delivery.
- 6. The written notice of cancellation, if sent by mail properly addressed, with postage paid, is effective when postmarked. The notice of cancellation indicates you do not wish to be bound by your Enrollment Agreement. You may use the notice of cancellation appearing below or any other written notice you wish.
- 7. If you have received federal student financial aid funds, you are entitled to a refund of moneys not paid from federal student financial aid programs.

To cancel the contract, mail or deliver a signed and dated copy of the cancellation notice, or any other written notice to:

North-West College - Bakersfield
3000 Ming Ave., Bakersfield, CA 93304

Phone: 661-501-6010 Fax: 661-501-6020

I, _____, am cancelling my enrollment at the College.

Student's Signature: _____ Date: _____

REMEMBER THAT YOU MUST CANCEL IN WRITING.

You do not have the right to cancel by telephoning the College or by not attending class.

I certify that I have received a copy of the "STUDENT'S RIGHT TO CANCEL" form.

Initials: _____



SCHOOL PERFORMANCE FACT SHEET
CALENDAR YEARS 2023 - 2024

Medical Assistant 43 WEEKS

On-Time Completion Rates (Graduation Rates)

Includes data for the two calendar years prior to reporting.

Calendar Year	Number of Students Who Began the Program	Students Available for Graduation	Number of On-Time Graduates	On-Time Completion Rate
2023	30	30	1	3 %
2024	39	39	1	3 %

Student's Initials: _____ Date: _____

Initial only after you have had sufficient time to read and understand the information.

Students Completing Within 150% of the Published Program Length

Calendar Year	Number of Students Who Began the Program	Students Available for Graduation	150% Graduates	150% Completion Rate
2023	30	30	12	40 %
2024	39	39	19	49 %

Student's Initials: _____ Date: _____

Initial only after you have had sufficient time to read and understand the information.



Job Placement Rates (includes data for the two calendar years prior to reporting)

Calendar Year	Number of Students Who Began Program	Number of Graduates	Graduates Available for Employment	Graduates Employed in the Field	Placement Rate % Employed in the Field
2023	30	12	12	7	58 %
2024	39	19	19	11	58 %

You may obtain from the institution a list of the employment positions determined to be in the field for which a student received education and training. **(To obtain this list, please ask an institutional representative or you can review the list on the institution’s website at <http://www.nw.edu/consumer-information>.)**

Gainfully Employed Categories (includes data for the two calendar years prior to reporting)

Part-Time vs. Full-Time Employment

Calendar Year	Graduate Employed in the Field 20-29 Hours Per Week	Graduates Employed in the Field at Least 30 Hours Per Week	Total Graduates Employed in the Field
2023	0	7	7
2024	0	11	11

Student’s Initials: _____ Date: _____

Initial only after you have had sufficient time to read and understand the information.

Single Position vs. Concurrent Aggregated Position

Calendar Year	Graduates Employed in the Field in a Single Position	Graduates Employed in the Field in Concurrent Aggregated Positions	Total Graduates Employed in the Field
2023	7	0	7
2024	11	0	11



Self-Employed / Freelance Positions

Calendar Year	Graduates Employed who are Self-Employed or Working Freelance	Total Graduates Employed in the Field
2023	0	7
2024	0	11

Institutional Employment

Calendar Year	Graduates Employed in the Field who are Employed by the Institution, an Employer Owned by the Institution, or an Employer who Shares Ownership with the Institution.	Total Graduates Employed in the Field
2023	0	7
2024	0	11

Student's Initials: _____ Date: _____

Initial only after you have had sufficient time to read and understand the information.

License Examination Passage Rates (includes data for the two calendar years prior to reporting)

Calendar Year	Number of Graduates in Calendar Year	Number of Graduates Taking Exam	Number Who Passed First Available Exam	Number Who Failed First Available Exam	Passage Rate
2023	N/A	N/A	N/A	N/A	N/A %
2024	N/A	N/A	N/A	N/A	N/A %

*Graduates from the Medical Assistant program do not need to pass a state licensing examination in order to work in the field

Student's Initials: _____ Date: _____

Initial only after you have had sufficient time to read and understand the information.



Salary and Wage Information (includes data for the two calendar years prior to reporting)

Annual salary and wages reported for graduates employed in the field.

Calendar Year	Graduates Available for Employment	Graduates Employed In Field	\$1-\$5,000	\$5,001-\$10,000	\$10,001-\$15,000	\$15,001-\$20,000	\$20,001-\$25,000	\$25,001-\$30,000
2023	12	7	0	0	0	0	0	0
2024	19	11	0	0	0	0	0	0
Calendar Year	Graduates Available for Employment	Graduates Employed In Field	\$30,001-\$35,000	\$35,001-\$40,000	\$40,001-\$45,000	\$45,001-\$50,000	\$50,001-\$55,000	\$55,001-\$60,000
2023	12	7	4	1	0	0	0	0
2024	19	11	10	1	0	0	0	0
Calendar Year	Graduates Available for Employment	Graduates Employed In Field	\$60,001-\$65,000	\$65,001-\$70,000	\$70,001-\$75,000	\$75,001-\$80,000	\$80,001-\$85,000	\$85,001-\$90,000
2023	12	7	0	0	0	0	0	0
2024	19	11	0	0	0	0	0	0
Calendar Year	Graduates Available for Employment	Graduates Employed In Field	\$90,001-\$95,000	\$95,001-\$100,000	\$100,000 over	No Salary Information Reported		
2023	12	7	0	0	0	2		
2024	19	11	0	0	0	0		

A list of sources used to substantiate salary disclosures is available from the school. To obtain this list, please ask an institutional representative.

Student's Initials: _____ Date: _____

Initial only after you have had sufficient time to read and understand the information.

Cost of Educational Program

Total charges for the program for students completing on-time in 2023 : \$ 18491.00

Total charges may be higher for students that do not complete on time.

Total charges for the program for students completing on-time in 2024 : \$ 18491.00

Total charges may be higher for students that do not complete on time.

Student's Initials: _____ Date: _____

Initial only after you have had sufficient time to read and understand the information.



Federal Student Loan Debt

Calendar Year(s)	Most recent three year cohort default rate, as reported by the United State Department of Education. ¹	The percentage of enrolled students in 2023 - 2024 receiving federal student loans to pay for this program.	The percentage of graduates in 2023 - 2024 who took out federal student loans to pay for this program.	The average amount of federal student loan debt of 2023 - 2024 graduates who took out federal student loans at this institution.
2023	0 %	83 %	100 %	\$ 3805.00
2024	0 %	79 %	68 %	\$ 3805.00

¹The percentage of students who defaulted on their federal student loans is called the Cohort Default Rate (CDR). It shows the percentage of this school's students who were more than 270 days (9 months) behind on their federal student loans within three years of when the first payment was due. This is the most recent CDR reported by the U.S. Department of Education.

Student's Initials: _____ **Date:** _____

Initial only after you have had sufficient time to read and understand the information.

This fact sheet is filed with the Bureau for Private Postsecondary Education. Regardless of any information you may have relating to completion rates, placement rates, starting salaries, or license exam passage rates, this fact sheet contains the information as calculated pursuant to state law.

Any questions a student may have regarding this fact sheet that have not been satisfactorily answered by the institution may be directed to the Bureau for Private Postsecondary Education at 1747 N. Market Blvd, Suite 225, Sacramento, CA 95834, www.bppe.ca.gov, toll-free telephone number (888) 370-7589 or by fax (916) 263-1897.

SPFS TestBAK

 Student Name - Print

 Student Signature

 Date

 School Official

 Date



Definitions

- “Number of Students Who Began the Program” means the number of students who began a program who were scheduled to complete the program within 100% of the published program length within the reporting calendar year and excludes all students who cancelled during the cancellation period.
- “Students Available for Graduation” is the number of students who began the program minus the number of students who have died, been incarcerated, or been called to active military duty.
- “Number of On-time Graduates” is the number of students who completed the program within 100% of the published program length within the reporting calendar year.
- “On-time Completion Rate” is the number of on-time graduates divided by the number of students available for graduation.
- “150% Graduates” is the number of students who completed the program within 150% of the program length (includes on-time graduates).
- “150% Completion Rate” is the number of students who completed the program in the reported calendar year within 150% of the published program length, including on-time graduates, divided by the number of students available for graduation.
- “Graduates Available for Employment” means the number of graduates minus the number of graduates unavailable for employment.
- “Graduates Unavailable for Employment” means the graduates who, after graduation, die, become incarcerated, are called to active military duty, are international students that leave the United States or do not have a visa allowing employment in the United States, or are continuing their education in an accredited or bureau-approved postsecondary institution.
- “Graduates Employed in the Field” means graduates who beginning within six months after a student completes the applicable educational program are gainfully employed, whose employment has been reported, and for whom the institution has documented verification of employment. For occupations for which the state requires passing an examination, the six months period begins after the announcement of the examination results for the first examination available after a student completes an applicable educational program.
- “Placement Rate Employed in the Field” is calculated by dividing the number of graduates gainfully employed in the field by the number of graduates available for employment.
- “Number of Graduates Taking Exam” is the number of graduates who took the first available exam in the reported calendar year.
- “First Available Exam Date” is the date for the first available exam after a student completed a program.
- “Passage Rate” is calculated by dividing the number of graduates who passed the exam by the number of graduates who took the reported licensing exam.
- “Number Who Passed First Available Exam” is the number of graduates who took and passed the first available licensing exam after completing the program.
- “Salary” is as reported by graduate or graduate’s employer.
- “No Salary Information Reported” is the number of graduates for whom, after making reasonable attempts, the school was not able to obtain salary information.



STUDENT'S RIGHT TO CANCEL

- 1. If you are not accepted by the College, all monies will be refunded.
- 2. You have the right to cancel your program of study before you start your first day of class. All monies will be refunded.
- 3. If you start classes, but wish to cancel, you may cancel by midnight of the seventh calendar day after you have attended your first class. The last day you may exercise your right to cancel is: _____
- 4. If you cancel your enrollment by midnight of the seventh calendar day after you have attended your first class, you will have no liability to the College, except for any supplies the College has provided to you that are not returned. A refund of monies paid, less the itemized cost of supplies will be refunded to you within 45 days of the cancellation date. Once you pay for the supplies, they are yours to keep without obligation.
- 5. Cancellation shall occur when you give written notice of cancellation at the address of the College appearing below. You cancel by mail or hand delivery.
- 6. The written notice of cancellation, if sent by mail properly addressed, with postage paid, is effective when postmarked. The notice of cancellation indicates you do not wish to be bound by your Enrollment Agreement. You may use the notice of cancellation appearing below or any other written notice you wish.
- 7. If you have received federal student financial aid funds, you are entitled to a refund of moneys not paid from federal student financial aid programs.

To cancel the contract, mail or deliver a signed and dated copy of the cancellation notice, or any other written notice to:

North-West College - Bakersfield
3000 Ming Ave., Bakersfield, CA 93304

Phone: 661-501-6010 Fax: 661-501-6020

I, _____, am cancelling my enrollment at the College.

Student's Signature: _____ Date: _____

REMEMBER THAT YOU MUST CANCEL IN WRITING.

You do not have the right to cancel by telephoning the College or by not attending class.

I certify that I have received a copy of the "STUDENT'S RIGHT TO CANCEL" form.

Initials: _____



SCHOOL PERFORMANCE FACT SHEET
CALENDAR YEARS 2023 - 2024

Medical Insurance Biller and Coder 43 WEEKS

On-Time Completion Rates (Graduation Rates)

Includes data for the two calendar years prior to reporting.

Calendar Year	Number of Students Who Began the Program	Students Available for Graduation	Number of On-Time Graduates	On-Time Completion Rate
2023	14	14	0	0 %
2024	25	25	0	0 %

Student's Initials: _____ Date: _____

Initial only after you have had sufficient time to read and understand the information.

Students Completing Within 150% of the Published Program Length

Calendar Year	Number of Students Who Began the Program	Students Available for Graduation	150% Graduates	150% Completion Rate
2023	14	14	7	50 %
2024	25	25	8	32 %

Student's Initials: _____ Date: _____

Initial only after you have had sufficient time to read and understand the information.



Job Placement Rates (includes data for the two calendar years prior to reporting)

Calendar Year	Number of Students Who Began Program	Number of Graduates	Graduates Available for Employment	Graduates Employed in the Field	Placement Rate % Employed in the Field
2023	14	7	7	5	71 %
2024	25	8	8	1	13 %

You may obtain from the institution a list of the employment positions determined to be in the field for which a student received education and training. **(To obtain this list, please ask an institutional representative or you can review the list on the institution’s website at <http://www.nw.edu/consumer-information>.)**

Gainfully Employed Categories (includes data for the two calendar years prior to reporting)

Part-Time vs. Full-Time Employment

Calendar Year	Graduate Employed in the Field 20-29 Hours Per Week	Graduates Employed in the Field at Least 30 Hours Per Week	Total Graduates Employed in the Field
2023	0	5	5
2024	0	1	1

Student’s Initials: _____ Date: _____

Initial only after you have had sufficient time to read and understand the information.

Single Position vs. Concurrent Aggregated Position

Calendar Year	Graduates Employed in the Field in a Single Position	Graduates Employed in the Field in Concurrent Aggregated Positions	Total Graduates Employed in the Field
2023	5	0	5
2024	1	0	1



Self-Employed / Freelance Positions

Calendar Year	Graduates Employed who are Self-Employed or Working Freelance	Total Graduates Employed in the Field
2023	0	5
2024	0	1

Institutional Employment

Calendar Year	Graduates Employed in the Field who are Employed by the Institution, an Employer Owned by the Institution, or an Employer who Shares Ownership with the Institution.	Total Graduates Employed in the Field
2023	0	5
2024	0	1

Student's Initials: _____ Date: _____

Initial only after you have had sufficient time to read and understand the information.

License Examination Passage Rates (includes data for the two calendar years prior to reporting)

Calendar Year	Number of Graduates in Calendar Year	Number of Graduates Taking Exam	Number Who Passed First Available Exam	Number Who Failed First Available Exam	Passage Rate
2023	N/A	N/A	N/A	N/A	N/A %
2024	N/A	N/A	N/A	N/A	N/A %

*Graduates from the Medical Insurance Biller & Coder program do not need to pass a state licensing examination in order to work in the field.

Student's Initials: _____ Date: _____

Initial only after you have had sufficient time to read and understand the information.



Salary and Wage Information (includes data for the two calendar years prior to reporting)

Annual salary and wages reported for graduates employed in the field.

Calendar Year	Graduates Available for Employment	Graduates Employed In Field	\$1-\$5,000	\$5,001-\$10,000	\$10,001-\$15,000	\$15,001-\$20,000	\$20,001-\$25,000	\$25,001-\$30,000
2023	7	5	0	0	0	0	0	0
2024	8	1	0	0	0	0	0	0
Calendar Year	Graduates Available for Employment	Graduates Employed In Field	\$30,001-\$35,000	\$35,001-\$40,000	\$40,001-\$45,000	\$45,001-\$50,000	\$50,001-\$55,000	\$55,001-\$60,000
2023	7	5	3	2	0	0	0	0
2024	8	1	1	0	0	0	0	0
Calendar Year	Graduates Available for Employment	Graduates Employed In Field	\$60,001-\$65,000	\$65,001-\$70,000	\$70,001-\$75,000	\$75,001-\$80,000	\$80,001-\$85,000	\$85,001-\$90,000
2023	7	5	0	0	0	0	0	0
2024	8	1	0	0	0	0	0	0
Calendar Year	Graduates Available for Employment	Graduates Employed In Field	\$90,001-\$95,000	\$95,001-\$100,000	\$100,000 over	No Salary Information Reported		
2023	7	5	0	0	0	0		
2024	8	1	0	0	0	0		

A list of sources used to substantiate salary disclosures is available from the school. To obtain this list, please ask an institutional representative.

Student's Initials: _____ Date: _____

Initial only after you have had sufficient time to read and understand the information.

Cost of Educational Program

Total charges for the program for students completing on-time in 2023 : \$ 18491.00

Total charges may be higher for students that do not complete on time.

Total charges for the program for students completing on-time in 2024 : \$ 18491.00

Total charges may be higher for students that do not complete on time.

Student's Initials: _____ Date: _____

Initial only after you have had sufficient time to read and understand the information.



Federal Student Loan Debt

Calendar Year(s)	Most recent three year cohort default rate, as reported by the United State Department of Education.¹	The percentage of enrolled students in 2023 - 2024 receiving federal student loans to pay for this program.	The percentage of graduates in 2023 - 2024 who took out federal student loans to pay for this program.	The average amount of federal student loan debt of 2023 - 2024 graduates who took out federal student loans at this institution.
2023	0 %	86 %	100 %	\$ 3805.00
2024	0 %	80 %	75 %	\$ 3805.00

¹The percentage of students who defaulted on their federal student loans is called the Cohort Default Rate (CDR). It shows the percentage of this school's students who were more than 270 days (9 months) behind on their federal student loans within three years of when the first payment was due. This is the most recent CDR reported by the U.S. Department of Education.

Student's Initials: _____ **Date:** _____

Initial only after you have had sufficient time to read and understand the information.

This fact sheet is filed with the Bureau for Private Postsecondary Education. Regardless of any information you may have relating to completion rates, placement rates, starting salaries, or license exam passage rates, this fact sheet contains the information as calculated pursuant to state law.

Any questions a student may have regarding this fact sheet that have not been satisfactorily answered by the institution may be directed to the Bureau for Private Postsecondary Education at 1747 N. Market Blvd, Suite 225, Sacramento, CA 95834, www.bppe.ca.gov, toll-free telephone number (888) 370-7589 or by fax (916) 263-1897.

SPFS TestBAK

 Student Name - Print

 Student Signature

 Date

 School Official

 Date



Definitions

- “Number of Students Who Began the Program” means the number of students who began a program who were scheduled to complete the program within 100% of the published program length within the reporting calendar year and excludes all students who cancelled during the cancellation period.
- “Students Available for Graduation” is the number of students who began the program minus the number of students who have died, been incarcerated, or been called to active military duty.
- “Number of On-time Graduates” is the number of students who completed the program within 100% of the published program length within the reporting calendar year.
- “On-time Completion Rate” is the number of on-time graduates divided by the number of students available for graduation.
- “150% Graduates” is the number of students who completed the program within 150% of the program length (includes on-time graduates).
- “150% Completion Rate” is the number of students who completed the program in the reported calendar year within 150% of the published program length, including on-time graduates, divided by the number of students available for graduation.
- “Graduates Available for Employment” means the number of graduates minus the number of graduates unavailable for employment.
- “Graduates Unavailable for Employment” means the graduates who, after graduation, die, become incarcerated, are called to active military duty, are international students that leave the United States or do not have a visa allowing employment in the United States, or are continuing their education in an accredited or bureau-approved postsecondary institution.
- “Graduates Employed in the Field” means graduates who beginning within six months after a student completes the applicable educational program are gainfully employed, whose employment has been reported, and for whom the institution has documented verification of employment. For occupations for which the state requires passing an examination, the six months period begins after the announcement of the examination results for the first examination available after a student completes an applicable educational program.
- “Placement Rate Employed in the Field” is calculated by dividing the number of graduates gainfully employed in the field by the number of graduates available for employment.
- “Number of Graduates Taking Exam” is the number of graduates who took the first available exam in the reported calendar year.
- “First Available Exam Date” is the date for the first available exam after a student completed a program.
- “Passage Rate” is calculated by dividing the number of graduates who passed the exam by the number of graduates who took the reported licensing exam.
- “Number Who Passed First Available Exam” is the number of graduates who took and passed the first available licensing exam after completing the program.
- “Salary” is as reported by graduate or graduate’s employer.
- “No Salary Information Reported” is the number of graduates for whom, after making reasonable attempts, the school was not able to obtain salary information.



STUDENT'S RIGHT TO CANCEL

- 1. If you are not accepted by the College, all monies will be refunded.
- 2. You have the right to cancel your program of study before you start your first day of class. All monies will be refunded.
- 3. If you start classes, but wish to cancel, you may cancel by midnight of the seventh calendar day after you have attended your first class. The last day you may exercise your right to cancel is: _____
- 4. If you cancel your enrollment by midnight of the seventh calendar day after you have attended your first class, you will have no liability to the College, except for any supplies the College has provided to you that are not returned. A refund of monies paid, less the itemized cost of supplies will be refunded to you within 45 days of the cancellation date. Once you pay for the supplies, they are yours to keep without obligation.
- 5. Cancellation shall occur when you give written notice of cancellation at the address of the College appearing below. You cancel by mail or hand delivery.
- 6. The written notice of cancellation, if sent by mail properly addressed, with postage paid, is effective when postmarked. The notice of cancellation indicates you do not wish to be bound by your Enrollment Agreement. You may use the notice of cancellation appearing below or any other written notice you wish.
- 7. If you have received federal student financial aid funds, you are entitled to a refund of moneys not paid from federal student financial aid programs.

To cancel the contract, mail or deliver a signed and dated copy of the cancellation notice, or any other written notice to:

North-West College - Bakersfield
3000 Ming Ave., Bakersfield, CA 93304

Phone: 661-501-6010 Fax: 661-501-6020

I, _____, am cancelling my enrollment at the College.

Student's Signature: _____ Date: _____

REMEMBER THAT YOU MUST CANCEL IN WRITING.

You do not have the right to cancel by telephoning the College or by not attending class.

I certify that I have received a copy of the "STUDENT'S RIGHT TO CANCEL" form.

Initials: _____



SCHOOL PERFORMANCE FACT SHEET
CALENDAR YEARS 2023 - 2024

Associate of Arts in Nursing 96 WEEKS

On-Time Completion Rates (Graduation Rates)

Includes data for the two calendar years prior to reporting.

Calendar Year	Number of Students Who Began the Program	Students Available for Graduation	Number of On-Time Graduates	On-Time Completion Rate
2023	0	0	0	0 %
2024	0	0	0	0 %

Student's Initials: _____ Date: _____

Initial only after you have had sufficient time to read and understand the information.

Students Completing Within 150% of the Published Program Length

Calendar Year	Number of Students Who Began the Program	Students Available for Graduation	150% Graduates	150% Completion Rate
2023	0	0	0	0 %
2024	0	0	0	0 %

Student's Initials: _____ Date: _____

Initial only after you have had sufficient time to read and understand the information.



Job Placement Rates (includes data for the two calendar years prior to reporting)

Calendar Year	Number of Students Who Began Program	Number of Graduates	Graduates Available for Employment	Graduates Employed in the Field	Placement Rate % Employed in the Field
2023	0	0	0	0	0 %
2024	0	0	0	0	0 %

You may obtain from the institution a list of the employment positions determined to be in the field for which a student received education and training. **(To obtain this list, please ask an institutional representative or you can review the list on the institution’s website at <http://www.nw.edu/consumer-information>.)**

Gainfully Employed Categories (includes data for the two calendar years prior to reporting)

Part-Time vs. Full-Time Employment

Calendar Year	Graduate Employed in the Field 20-29 Hours Per Week	Graduates Employed in the Field at Least 30 Hours Per Week	Total Graduates Employed in the Field
2023	0	0	0
2024	0	0	0

Student’s Initials: _____ Date: _____

Initial only after you have had sufficient time to read and understand the information.

Single Position vs. Concurrent Aggregated Position

Calendar Year	Graduates Employed in the Field in a Single Position	Graduates Employed in the Field in Concurrent Aggregated Positions	Total Graduates Employed in the Field
2023	0	0	0
2024	0	0	0



Self-Employed / Freelance Positions

Calendar Year	Graduates Employed who are Self-Employed or Working Freelance	Total Graduates Employed in the Field
2023	0	0
2024	0	0

Institutional Employment

Calendar Year	Graduates Employed in the Field who are Employed by the Institution, an Employer Owned by the Institution, or an Employer who Shares Ownership with the Institution.	Total Graduates Employed in the Field
2023	0	0
2024	0	0

Student's Initials: _____ Date: _____

Initial only after you have had sufficient time to read and understand the information.

License Examination Passage Rates (includes data for the two calendar years prior to reporting)

Calendar Year	Number of Graduates in Calendar Year	Number of Graduates Taking Exam	Number Who Passed First Available Exam	Number Who Failed First Available Exam	Passage Rate
2023	N/A	N/A	N/A	N/A	N/A %
2024	N/A	N/A	N/A	N/A	N/A %

Student's Initials: _____ Date: _____

Initial only after you have had sufficient time to read and understand the information.



Salary and Wage Information (includes data for the two calendar years prior to reporting)

Annual salary and wages reported for graduates employed in the field.

Calendar Year	Graduates Available for Employment	Graduates Employed In Field	\$1-\$5,000	\$5,001-\$10,000	\$10,001-\$15,000	\$15,001-\$20,000	\$20,001-\$25,000	\$25,001-\$30,000
2023	0	0	0	0	0	0	0	0
2024	0	0	0	0	0	0	0	0
Calendar Year	Graduates Available for Employment	Graduates Employed In Field	\$30,001-\$35,000	\$35,001-\$40,000	\$40,001-\$45,000	\$45,001-\$50,000	\$50,001-\$55,000	\$55,001-\$60,000
2023	0	0	0	0	0	0	0	0
2024	0	0	0	0	0	0	0	0
Calendar Year	Graduates Available for Employment	Graduates Employed In Field	\$60,001-\$65,000	\$65,001-\$70,000	\$70,001-\$75,000	\$75,001-\$80,000	\$80,001-\$85,000	\$85,001-\$90,000
2023	0	0	0	0	0	0	0	0
2024	0	0	0	0	0	0	0	0
Calendar Year	Graduates Available for Employment	Graduates Employed In Field	\$90,001-\$95,000	\$95,001-\$100,000	\$100,000 over	No Salary Information Reported		
2023	0	0	0	0	0	0		
2024	0	0	0	0	0	0		

A list of sources used to substantiate salary disclosures is available from the school. To obtain this list, please ask an institutional representative.

Student's Initials: _____ Date: _____

Initial only after you have had sufficient time to read and understand the information.

Cost of Educational Program

Total charges for the program for students completing on-time in 2023 : \$ 0

Total charges may be higher for students that do not complete on time.

Total charges for the program for students completing on-time in 2024 : \$ 0

Total charges may be higher for students that do not complete on time.

Student's Initials: _____ Date: _____

Initial only after you have had sufficient time to read and understand the information.



Federal Student Loan Debt

Calendar Year(s)	Most recent three year cohort default rate, as reported by the United State Department of Education. ¹	The percentage of enrolled students in 2023 - 2024 receiving federal student loans to pay for this program.	The percentage of graduates in 2023 - 2024 who took out federal student loans to pay for this program.	The average amount of federal student loan debt of 2023 - 2024 graduates who took out federal student loans at this institution.
2023	0 %	0 %	0 %	\$ 0
2024	0 %	0 %	0 %	\$ 0

¹The percentage of students who defaulted on their federal student loans is called the Cohort Default Rate (CDR). It shows the percentage of this school's students who were more than 270 days (9 months) behind on their federal student loans within three years of when the first payment was due. This is the most recent CDR reported by the U.S. Department of Education.

Student's Initials: _____ **Date:** _____

Initial only after you have had sufficient time to read and understand the information.

This fact sheet is filed with the Bureau for Private Postsecondary Education. Regardless of any information you may have relating to completion rates, placement rates, starting salaries, or license exam passage rates, this fact sheet contains the information as calculated pursuant to state law.

Any questions a student may have regarding this fact sheet that have not been satisfactorily answered by the institution may be directed to the Bureau for Private Postsecondary Education at 1747 N. Market Blvd, Suite 225, Sacramento, CA 95834, www.bppe.ca.gov, toll-free telephone number (888) 370-7589 or by fax (916) 263-1897.

SPFS MFSONRS

 Student Name - Print

 Student Signature

 Date

 School Official

 Date



Definitions

- “Number of Students Who Began the Program” means the number of students who began a program who were scheduled to complete the program within 100% of the published program length within the reporting calendar year and excludes all students who cancelled during the cancellation period.
- “Students Available for Graduation” is the number of students who began the program minus the number of students who have died, been incarcerated, or been called to active military duty.
- “Number of On-time Graduates” is the number of students who completed the program within 100% of the published program length within the reporting calendar year.
- “On-time Completion Rate” is the number of on-time graduates divided by the number of students available for graduation.
- “150% Graduates” is the number of students who completed the program within 150% of the program length (includes on-time graduates).
- “150% Completion Rate” is the number of students who completed the program in the reported calendar year within 150% of the published program length, including on-time graduates, divided by the number of students available for graduation.
- “Graduates Available for Employment” means the number of graduates minus the number of graduates unavailable for employment.
- “Graduates Unavailable for Employment” means the graduates who, after graduation, die, become incarcerated, are called to active military duty, are international students that leave the United States or do not have a visa allowing employment in the United States, or are continuing their education in an accredited or bureau-approved postsecondary institution.
- “Graduates Employed in the Field” means graduates who beginning within six months after a student completes the applicable educational program are gainfully employed, whose employment has been reported, and for whom the institution has documented verification of employment. For occupations for which the state requires passing an examination, the six months period begins after the announcement of the examination results for the first examination available after a student completes an applicable educational program.
- “Placement Rate Employed in the Field” is calculated by dividing the number of graduates gainfully employed in the field by the number of graduates available for employment.
- “Number of Graduates Taking Exam” is the number of graduates who took the first available exam in the reported calendar year.
- “First Available Exam Date” is the date for the first available exam after a student completed a program.
- “Passage Rate” is calculated by dividing the number of graduates who passed the exam by the number of graduates who took the reported licensing exam.
- “Number Who Passed First Available Exam” is the number of graduates who took and passed the first available licensing exam after completing the program.
- “Salary” is as reported by graduate or graduate’s employer.
- “No Salary Information Reported” is the number of graduates for whom, after making reasonable attempts, the school was not able to obtain salary information.



STUDENT'S RIGHT TO CANCEL

- 1. If you are not accepted by the College, all monies will be refunded.
- 2. You have the right to cancel your program of study before you start your first day of class. All monies will be refunded.
- 3. If you start classes, but wish to cancel, you may cancel by midnight of the seventh calendar day after you have attended your first class. The last day you may exercise your right to cancel is: _____
- 4. If you cancel your enrollment by midnight of the seventh calendar day after you have attended your first class, you will have no liability to the College, except for any supplies the College has provided to you that are not returned. A refund of monies paid, less the itemized cost of supplies will be refunded to you within 45 days of the cancellation date. Once you pay for the supplies, they are yours to keep without obligation.
- 5. Cancellation shall occur when you give written notice of cancellation at the address of the College appearing below. You cancel by mail or hand delivery.
- 6. The written notice of cancellation, if sent by mail properly addressed, with postage paid, is effective when postmarked. The notice of cancellation indicates you do not wish to be bound by your Enrollment Agreement. You may use the notice of cancellation appearing below or any other written notice you wish.
- 7. If you have received federal student financial aid funds, you are entitled to a refund of moneys not paid from federal student financial aid programs.

To cancel the contract, mail or deliver a signed and dated copy of the cancellation notice, or any other written notice to:

North-West College - MFSON - Riverside
4601 La Sierra Avenue, Riverside , CA 92505

Phone: 951-405-7800 Fax: 951-405-7801

I, _____, am cancelling my enrollment at the College.

Student's Signature: _____ Date: _____

REMEMBER THAT YOU MUST CANCEL IN WRITING.

You do not have the right to cancel by telephoning the College or by not attending class.

I certify that I have received a copy of the "STUDENT'S RIGHT TO CANCEL" form.

Initials: _____



SCHOOL PERFORMANCE FACT SHEET
CALENDAR YEARS 2023 - 2024

Associate of Arts in Nursing 96 WEEKS

On-Time Completion Rates (Graduation Rates)

Includes data for the two calendar years prior to reporting.

Calendar Year	Number of Students Who Began the Program	Students Available for Graduation	Number of On-Time Graduates	On-Time Completion Rate
2023	0	0	0	0 %
2024	144	144	0	0 %

Student's Initials: _____ Date: _____

Initial only after you have had sufficient time to read and understand the information.

Students Completing Within 150% of the Published Program Length

Calendar Year	Number of Students Who Began the Program	Students Available for Graduation	150% Graduates	150% Completion Rate
2023	0	0	0	0 %
2024	144	144	54	38 %

Student's Initials: _____ Date: _____

Initial only after you have had sufficient time to read and understand the information.



Job Placement Rates (includes data for the two calendar years prior to reporting)

Calendar Year	Number of Students Who Began Program	Number of Graduates	Graduates Available for Employment	Graduates Employed in the Field	Placement Rate % Employed in the Field
2023	0	0	0	0	0 %
2024	144	54	54	20	37 %

You may obtain from the institution a list of the employment positions determined to be in the field for which a student received education and training. **(To obtain this list, please ask an institutional representative or you can review the list on the institution’s website at <http://www.nw.edu/consumer-information>.)**

Gainfully Employed Categories (includes data for the two calendar years prior to reporting)

Part-Time vs. Full-Time Employment

Calendar Year	Graduate Employed in the Field 20-29 Hours Per Week	Graduates Employed in the Field at Least 30 Hours Per Week	Total Graduates Employed in the Field
2023	0	0	0
2024	3	17	20

Student’s Initials: _____ Date: _____

Initial only after you have had sufficient time to read and understand the information.

Single Position vs. Concurrent Aggregated Position

Calendar Year	Graduates Employed in the Field in a Single Position	Graduates Employed in the Field in Concurrent Aggregated Positions	Total Graduates Employed in the Field
2023	0	0	0
2024	20	0	20



Self-Employed / Freelance Positions

Calendar Year	Graduates Employed who are Self-Employed or Working Freelance	Total Graduates Employed in the Field
2023	0	0
2024	0	20

Institutional Employment

Calendar Year	Graduates Employed in the Field who are Employed by the Institution, an Employer Owned by the Institution, or an Employer who Shares Ownership with the Institution.	Total Graduates Employed in the Field
2023	0	0
2024	0	20

Student's Initials: _____ Date: _____

Initial only after you have had sufficient time to read and understand the information.

License Examination Passage Rates (includes data for the two calendar years prior to reporting)

Calendar Year	Number of Graduates in Calendar Year	Number of Graduates Taking Exam	Number Who Passed First Available Exam	Number Who Failed First Available Exam	Passage Rate
2023	N/A	N/A	N/A	N/A	N/A %
2024	N/A	N/A	N/A	N/A	N/A %

Student's Initials: _____ Date: _____

Initial only after you have had sufficient time to read and understand the information.



Salary and Wage Information (includes data for the two calendar years prior to reporting)

Annual salary and wages reported for graduates employed in the field.

Calendar Year	Graduates Available for Employment	Graduates Employed In Field	\$1-\$5,000	\$5,001-\$10,000	\$10,001-\$15,000	\$15,001-\$20,000	\$20,001-\$25,000	\$25,001-\$30,000
2023	0	0	0	0	0	0	0	0
2024	54	20	0	0	0	0	0	0
Calendar Year	Graduates Available for Employment	Graduates Employed In Field	\$30,001-\$35,000	\$35,001-\$40,000	\$40,001-\$45,000	\$45,001-\$50,000	\$50,001-\$55,000	\$55,001-\$60,000
2023	0	0	0	0	0	0	0	0
2024	54	20	0	0	0	0	0	0
Calendar Year	Graduates Available for Employment	Graduates Employed In Field	\$60,001-\$65,000	\$65,001-\$70,000	\$70,001-\$75,000	\$75,001-\$80,000	\$80,001-\$85,000	\$85,001-\$90,000
2023	0	0	0	0	0	0	0	0
2024	54	20	0	0	0	0	0	0
Calendar Year	Graduates Available for Employment	Graduates Employed In Field	\$90,001-\$95,000	\$95,001-\$100,000	\$100,000 over	No Salary Information Reported		
2023	0	0	0	0	0	24		
2024	54	20	0	0	0	0		

A list of sources used to substantiate salary disclosures is available from the school. To obtain this list, please ask an institutional representative.

Student's Initials: _____ Date: _____

Initial only after you have had sufficient time to read and understand the information.

Cost of Educational Program

Total charges for the program for students completing on-time in 2023 : \$ 80158.00

Total charges may be higher for students that do not complete on time.

Total charges for the program for students completing on-time in 2024 : \$ 80158.00

Total charges may be higher for students that do not complete on time.

Student's Initials: _____ Date: _____

Initial only after you have had sufficient time to read and understand the information.



Federal Student Loan Debt

Calendar Year(s)	Most recent three year cohort default rate, as reported by the United State Department of Education. ¹	The percentage of enrolled students in 2023 - 2024 receiving federal student loans to pay for this program.	The percentage of graduates in 2023 - 2024 who took out federal student loans to pay for this program.	The average amount of federal student loan debt of 2023 - 2024 graduates who took out federal student loans at this institution.
2023	0 %	0 %	0 %	\$ 0
2024	0 %	83 %	98 %	\$ 3805.00

¹The percentage of students who defaulted on their federal student loans is called the Cohort Default Rate (CDR). It shows the percentage of this school's students who were more than 270 days (9 months) behind on their federal student loans within three years of when the first payment was due. This is the most recent CDR reported by the U.S. Department of Education.

Student's Initials: _____ **Date:** _____

Initial only after you have had sufficient time to read and understand the information.

This fact sheet is filed with the Bureau for Private Postsecondary Education. Regardless of any information you may have relating to completion rates, placement rates, starting salaries, or license exam passage rates, this fact sheet contains the information as calculated pursuant to state law.

Any questions a student may have regarding this fact sheet that have not been satisfactorily answered by the institution may be directed to the Bureau for Private Postsecondary Education at 1747 N. Market Blvd, Suite 225, Sacramento, CA 95834, www.bppe.ca.gov, toll-free telephone number (888) 370-7589 or by fax (916) 263-1897.

SPFS MFSONWC

 Student Name - Print

 Student Signature

 Date

 School Official

 Date



Definitions

- “Number of Students Who Began the Program” means the number of students who began a program who were scheduled to complete the program within 100% of the published program length within the reporting calendar year and excludes all students who cancelled during the cancellation period.
- “Students Available for Graduation” is the number of students who began the program minus the number of students who have died, been incarcerated, or been called to active military duty.
- “Number of On-time Graduates” is the number of students who completed the program within 100% of the published program length within the reporting calendar year.
- “On-time Completion Rate” is the number of on-time graduates divided by the number of students available for graduation.
- “150% Graduates” is the number of students who completed the program within 150% of the program length (includes on-time graduates).
- “150% Completion Rate” is the number of students who completed the program in the reported calendar year within 150% of the published program length, including on-time graduates, divided by the number of students available for graduation.
- “Graduates Available for Employment” means the number of graduates minus the number of graduates unavailable for employment.
- “Graduates Unavailable for Employment” means the graduates who, after graduation, die, become incarcerated, are called to active military duty, are international students that leave the United States or do not have a visa allowing employment in the United States, or are continuing their education in an accredited or bureau-approved postsecondary institution.
- “Graduates Employed in the Field” means graduates who beginning within six months after a student completes the applicable educational program are gainfully employed, whose employment has been reported, and for whom the institution has documented verification of employment. For occupations for which the state requires passing an examination, the six months period begins after the announcement of the examination results for the first examination available after a student completes an applicable educational program.
- “Placement Rate Employed in the Field” is calculated by dividing the number of graduates gainfully employed in the field by the number of graduates available for employment.
- “Number of Graduates Taking Exam” is the number of graduates who took the first available exam in the reported calendar year.
- “First Available Exam Date” is the date for the first available exam after a student completed a program.
- “Passage Rate” is calculated by dividing the number of graduates who passed the exam by the number of graduates who took the reported licensing exam.
- “Number Who Passed First Available Exam” is the number of graduates who took and passed the first available licensing exam after completing the program.
- “Salary” is as reported by graduate or graduate’s employer.
- “No Salary Information Reported” is the number of graduates for whom, after making reasonable attempts, the school was not able to obtain salary information.



STUDENT'S RIGHT TO CANCEL

- 1. If you are not accepted by the College, all monies will be refunded.
- 2. You have the right to cancel your program of study before you start your first day of class. All monies will be refunded.
- 3. If you start classes, but wish to cancel, you may cancel by midnight of the seventh calendar day after you have attended your first class. The last day you may exercise your right to cancel is: _____
- 4. If you cancel your enrollment by midnight of the seventh calendar day after you have attended your first class, you will have no liability to the College, except for any supplies the College has provided to you that are not returned. A refund of monies paid, less the itemized cost of supplies will be refunded to you within 45 days of the cancellation date. Once you pay for the supplies, they are yours to keep without obligation.
- 5. Cancellation shall occur when you give written notice of cancellation at the address of the College appearing below. You cancel by mail or hand delivery.
- 6. The written notice of cancellation, if sent by mail properly addressed, with postage paid, is effective when postmarked. The notice of cancellation indicates you do not wish to be bound by your Enrollment Agreement. You may use the notice of cancellation appearing below or any other written notice you wish.
- 7. If you have received federal student financial aid funds, you are entitled to a refund of moneys not paid from federal student financial aid programs.

To cancel the contract, mail or deliver a signed and dated copy of the cancellation notice, or any other written notice to:

North-West College - MFSON - West Covina
2029 West Garvey Ave. North, West Covina, CA 91790

Phone: 626-251-4240 Fax: 626-251-4241

I, _____, am cancelling my enrollment at the College.

Student's Signature: _____ Date: _____

REMEMBER THAT YOU MUST CANCEL IN WRITING.

You do not have the right to cancel by telephoning the College or by not attending class.

I certify that I have received a copy of the "STUDENT'S RIGHT TO CANCEL" form.

Initials: _____